

Vehicle Emissions Prediction with Physics-Aware AI Models: Preliminary Results

Harish Panneer Selvam¹, Yan Li², Pengyue Wang,¹
William F. Northrop,¹ Shashi Shekhar²

¹Dept. of Mechanical Engineering ²Dept. of Computer Science, University of Minnesota Twin-Cities
Minneapolis, Minnesota 55455
{panne027, lixx4266, wang6609, wnorthro, shekhar}@umn.edu

Abstract

Given an on-board diagnostics (OBD) dataset and a physics-based emissions prediction model, this paper aims to develop an accurate and computational-efficient AI (Artificial Intelligence) method that predicts vehicle emissions. The problem is of societal importance because vehicular emissions lead to climate change and impact human health. This problem is challenging because the OBD data does not contain enough parameters needed by high-order physics models. Conversely, related work has shown that low-order physics models have poor predictive accuracy when using available OBD data. This paper uses a divergent window co-occurrence pattern detection method to develop a spatiotemporal variability-aware AI model for predicting emission values from the OBD datasets. We conducted a case-study using real-world OBD data from a local public transportation agency. Results show that the proposed AI method has approximately 65% improved predictive accuracy than a non-AI low-order physics model and is approximately 35% more accurate than a baseline model.

1 Introduction

On-board diagnostics (OBD) data is multi-attribute trajectory data obtained from sensors in vehicles. It contains time series of engine and vehicle performance parameters. Guided by a low-order combustion-physics-based model, this paper aims to develop an OBD-data-driven AI model to predict vehicle emissions values.

This problem is of significant societal importance because transportation is the biggest worldwide contributor to greenhouse gases such as CO_2 (Carbon dioxide) and toxic gases like NO_x (Oxides of Nitrogen like NO , NO_2 , etc.). These emissions impair people's health (Thakrar et al. 2020) and global climate. An understanding of vehicle and engine behavior in the real world is essential for tracking and eventually mitigating these emissions by aiding the design of cleaner and more efficient vehicle systems.

This problem is challenging because the processes by which they are produced are complex and dependent on many parameters. Traditional laboratory experiments conducted to measure emissions values are usually based on

Copyright © 2020, Association for the Advancement of Artificial Intelligence (www.aaai.org). All rights reserved.

engine-specific steady-state measurements. However, data collection inside a laboratory is expensive compared to low-cost sensor data from vehicles on the road.

Two types of related work are relevant: purely phenomenological methods or purely AI approaches. (He, Durrett, and Sun 2008) introduced a low-order physics (LOP) model that uses a purely phenomenological method for predicting the emission index of NO_x ($EI-NO_x$, grams of NO_x per kilogram fuel) of a diesel engine. It assumes that $EI-NO_x$ depends on the intake oxygen concentration, duration of combustion, and the peak adiabatic (i.e. without heat loss) flame temperature, which was validated using engine testing observations in laboratory conditions. To show its performance in the real world, we evaluated it using an OBD dataset from transit buses in the Metro Transit (local public transportation agency), which showed that the LOP method had poor accuracy (Figure 1).

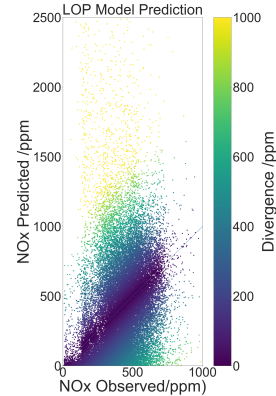


Figure 1: Comparing Observed and Predicted NO_x values using LOP phenomenological model

An example of a purely AI approach is (Obodeh 2009), which evaluates the performance of an artificial neural network (ANN) on data from a laboratory test rig for an engine. However, it provides no understanding of NO_x formation and had spurious non-physical results. Instead, engine scientists prefer an approach to predicting emissions that is interpretable using domain knowledge (Karpatne et al. 2018;

Karpatne et al. 2017; Li et al. 2020; Li et al. 2018).

Contributions: Here, we propose a novel physics-aware AI model that leverages the concepts of variability across driving scenarios, co-occurrence patterns, and a low-order combustion-physics-based model. We evaluate the proposed model using OBD data from a transit bus in the Metro Transit, Twin Cities, MN fleet. The evaluation results show that the proposed physics-aware AI model predictions are more accurate (65% lower RMSE for training data) than those of the low-order physics model for our OBD dataset.

Scope: The scope of this paper is limited to physics-aware, transparent, and interpretable AI models such as co-occurrence rules guided by a low-order physics-based model. Other AI models such as neural networks fall outside the scope of this work. Proprietary manufacturers’ physics-based AI models are also outside the scope, due to lack of public availability of proprietary engine calibration data. This paper focuses on the prediction of NO_x emissions from vehicles, thus other vehicular emissions are not considered.

2 Proposed Baseline Approach

We first introduce a baseline physics-aware AI model to predict NO_x emission values. The emission index for NO_x ($EI - NO_x$) is given by a chemical kinetic equation for the extended Zeldovich Mechanism (Mellor et al. 1998) :

$$EI - NO_x(k + \delta) = a * T_{adiab}(k)^b * t_{comb}(k)^c \quad (1)$$

where, $EI - NO_x(k + \delta)$ is the $EI - NO_x$ in grams NO_x per kilogram fuel at time ‘ $k+\delta$ ’; $T_{adiab}(k)$ is the adiabatic flame temperature in kelvin at time ‘ k ’; t_{comb} is the duration of combustion in seconds at time stamp ‘ k ’, which is approximately equal to the fuel injection duration; a, b, c are constants; and δ is the time lag between the adiabatic flame temperature T_{adiab} and duration of combustion t_{comb} with the corresponding NO_x emission index $EI - NO_x$. More details of the physics calculations are provided in the Appendix Sections of (Panmeer Selvam et al. 2020)

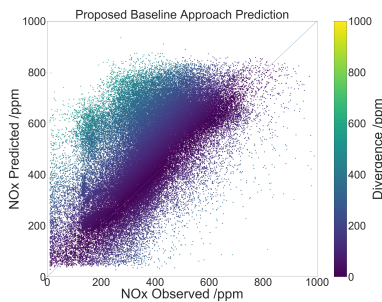


Figure 2: Comparing Observed and Predicted NO_x values using baseline physics-aware AI model

We evaluated the baseline physics-aware AI model using the same OBD dataset as the one used for the LOP method. First, we used six engine attributes (i.e. intake air flowrate(kilograms per hour), fuel consumed (kilograms per hour), rail pressure (pascal), intake pressure (pascal), intake temperature (kelvin), engine speed (revolutions per minute))

to calculate T_{adiab} and t_{comb} . Then, we applied a nonlinear regression method from Python Scikit-Learn package (Pedregosa et al. 2011) to estimate the values of a, b and c in Equation 1. The value of $\delta = 1$ was derived using hand computation and data visualization.

Figure 2 shows the NO_x values predicted using baseline model compared with the actual values. The baseline model is an improvement over the low-order physics (LOP) model (Figure 1), however, there is room for further improvement.

3 Proposed Variability-Aware Approach

To overcome the limitations of the baseline method, we propose a spatiotemporal (ST) variability-aware AI approach. Since one group of estimated parameters (e.g., a, b, c) values in Equation 1 does not fit all scenarios well, it may be beneficial to initially partition the data into multiple homogeneous groups, and estimate parameter values group-wise.

The top half of Figure 3 shows our proposed ST variability-aware AI framework. First, we test in-coming OBD data to identify NO_x emissions that diverge from the predictions made by the baseline model. We define divergence as the large (i.e. above a given threshold) absolute error between the observed and predicted NO_x values. In general, when a vehicle exhibits divergence, there are two potential pathways for understanding the issues and improving the model: (1) using AI to improve the prediction results, or (2) using physics-based methods to develop new and refined process-based mechanistic models.

This paper focuses on AI model refinement based on data partitioning and fitting separate models to each partition. The partitioning is based on ST correlates of divergent observations, thus we call it an ST variability-aware AI approach. This approach can potentially reduce prediction errors as illustrated in Figure 3 (lower half).

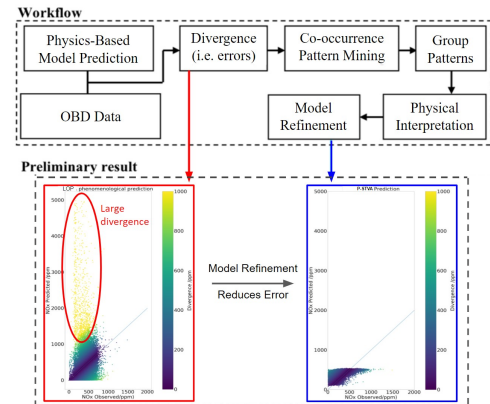


Figure 3: Proposed ST Variability-aware AI framework. The figure in the bottom half is for illustration purpose only.

A divergent window of NO_x emissions refers to a period of a certain length in a time series of OBD data records within which the prediction errors of the baseline approach exceed an input threshold (*summationThreshold*). A co-occurrence pattern in a time series of OBD data records is similar to a sequential association pattern (Srikant and

Agrawal 1996) except for the use of spatial statistical interest measure, i.e., temporal form of Ripley’s cross-k function (ϵ) (Ali et al. 2017; Ripley 1976). These pattern represents those subsets of engine attributes with their specific value ranges, which are present together in many divergent (time-) windows and have cross-k function values above a given threshold (ϵ). Engine scientists review and group co-occurrence patterns into scenarios (for example, cold start of an engine, sudden acceleration, etc.) for physically interpreting situations where the baseline model performs poorly.

Given the co-occurrence pattern groups formed in the first step, the original OBD data is split into multiple subsets corresponding to different pattern groups. Within each subset, we use the baseline approach to calculate the values of T_{adiab} and t_{comb} , and then estimate the parameter (a, b, c) values in Equation 1 by fitting nonlinear regression models independently. Since the scenarios when the baseline approach does not perform well are handled separately, the ST variability-aware AI model is expected to yield better predictive accuracy by lowering errors.

4 Experimental Evaluation and Discussion

We conducted experiments to compare predictive accuracy of the proposed approaches with the low-order physics (LOP) approach detailed in Section 1 (He, Durrett, and Sun 2008) to address the following questions: (1) How do the predictions of the proposed approaches compare with those from the low-order physics approach? (2) How sensitive is the proposed spatiotemporal variability-aware AI approach to the number of partitions, input divergence threshold, and window length?

Data: The dataset used in the experiments is the Metro Transit OBD dataset that was used to evaluate the LOP approach and the proposed baseline approach in the earlier sections. It contains 99,895 data entries containing measurements of 90 engine and vehicle attributes. The OBD data was obtained from transit buses traversing 3 different routes for 16 different runs in the Minneapolis-St.Paul region. We used 8 runs for training sample and the remaining 8 runs for testing, ensuring each route is represented in both samples. More details are provided in (Panneer Selvam et al. 2020)

Candidate methods and metrics: The methods evaluated in the experiments include low-order physics model (LOP), the proposed baseline (P-Base), and the proposed spatiotemporal variability-aware AI approach (P-STVA). Predictive accuracy was measured using R^2 values, root mean square error (RMSE) and mean absolute error (MAE).

Experimental Results: Figure 4 shows a comparison of the refined NO_x prediction using the P-STVA method with the observed NO_x values in the training data. Compared with Figure 1 and 2, the dots in Figure 4 are closer to the $y = x$ line, and the number of green and yellow dots in the upper-left part of Figure 2 reduces dramatically, which indicates improved predictive accuracy.

How do the predictions of the proposed approaches compare with those from the low-order physics approach? Table 1 and 2 summarize predictive accuracy metrics for the candidate methods on training and testing data respectively with $n = 4$ and $summationThreshold = 30$ ppm (parts per

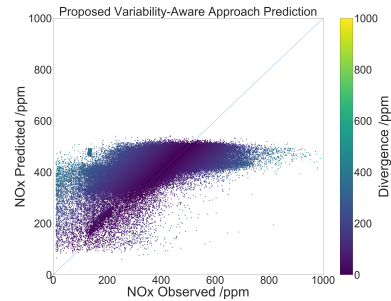


Figure 4: Refined NO_x prediction using P-STVA method, number of partitions = 4, $L = 3$ seconds, $summationThreshold = 30$ ppm, $minSupp = 0.003$, $\epsilon = 2$

million). The proposed physics-aware AI methods outperformed the low-order physics model. For the training data, the P-Base method provides about 50% improvement in RMSE and 35% improvement in MAE when compared to the LOP method, while RMSE and MAE of the P-STVA method with $n = 4$ are both around 35% smaller than the P-base method. For the testing data, the P-base method provides about 50% improvement in RMSE and 40% improvement in MAE when compared to the LOP method, while RMSE and MAE of the P-STVA method with $n = 4$ are both around 35% smaller than the P-base method.

Table 1: NO_x predictive accuracy for training data

Prediction method	R^2	RMSE	MAE
LOP	0.1264	371.16	238.87
P-Base	0.4464	196.39	155.17
P-STVA n = 4	0.3900	132.60	102.13

Table 2: NO_x predictive accuracy for testing data

Prediction method	R^2	RMSE	MAE
LOP	0.1260	368.67	238.23
P-Base	0.4607	183.52	144.69
P-STVA n = 4	0.4769	117.39	92.99

How sensitive is the proposed spatiotemporal variability-aware AI approach to the number of partitions, input divergence threshold, and window length? Figures 5 a,b, and c show the sensitivity of predictive accuracy metrics of the P-STVA method to number of patterns n (number of partitions is $n + 1$), $summationThreshold$, and window Length L respectively for training and testing data. Optimum values are found at $n = 4$, $summationThreshold = 30$ ppm and $L = 3$ s.

Domain interpretation of partitions: The P-STVA method uses $n + 1$ partitions including the non-divergent case (and divergent cases not covered by the patterns) and n partitions of divergent cases, one for each co-occurrence

Table 3: Four most significant divergent co-occurrence patterns in the training data

Pattern	Co-occurrence	Scenario	Subscript	Scale of values
Pattern1	EngTq: $T_{10} T_{10} T_{10}$	High Engine Load		
Pattern2	EngTq: $T_9 T_{10} T_{10}$	High Load Transient		
Pattern3	EngRPM: $R_1 R_2 R_2$	High Engine Idling	0.1	Very low value
	EGRkgph: $g_4 g_4 g_4$		2,3,4	Low value
	EngTq: $T_1 T_1 T_1$		5,6,7	Medium Value
Pattern4	EngRPM: $R_1 R_2 R_2$	Low Engine Speed	8,9,10	High value
	EGRkgph: $g_4 g_4 g_4$			

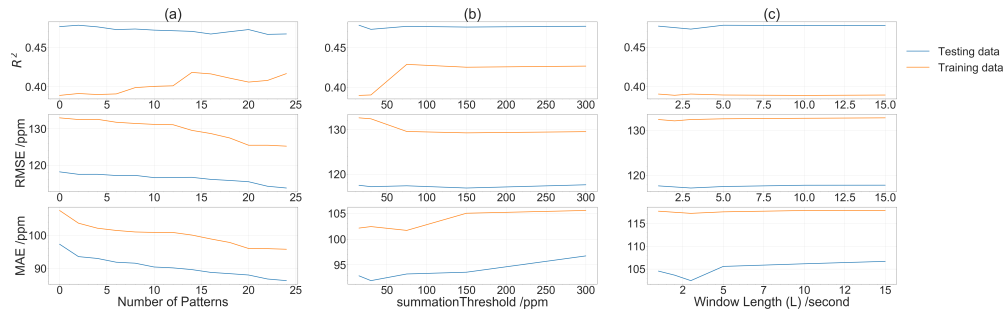


Figure 5: Sensitivity of the metrics for P-STVA to the a) number of patterns, b) *summationThreshold*, and c) Window length

pattern. Table 3 shows 4 co-occurrence patterns for the case $n = 4$, *summationThreshold* = 30 ppm and $L = 3$ seconds along with their domain interpretation in terms of different scenarios.

5 Conclusions and Future Work

We proposed a novel physics-aware AI emission prediction model and evaluated it with an on-board diagnostics dataset. The experimental evaluation shows the proposed models outperform the non-AI low-order physics model. Furthermore, the resultant models were interpreted using domain concepts as different vehicle scenarios.

In the future, we will explore other AI models such as neural networks guided by combustion physics. We will characterize the sensitivity of the computation time of the proposed P-STVA method to parameters such as the number of partitions. We will also investigate physics-aware AI models to predict vehicle emissions other than NO_x as well as to predict energy use. This will assess the applicability of the Co-Occurrence Pattern Based Approach (Shown in top half of Figure 3) to other problems. Currently, engine scientists review and group co-occurrence patterns into scenarios for domain interpretation. For the future work, we will explore building a machine learning model for grouping the patterns to assist human experts and reduce manual labor.

6 Acknowledgments

This material is based upon work supported by the National Science Foundation under Grant No. 1901099. The views and opinions of authors expressed herein do not necessarily state or reflect those of the United States Government or any agency thereof.

References

- [Ali et al. 2017] Ali, R.; Gunturi, V.; Kotz, A.; Eftelioglu, E.; Shekhar, S.; and Northrop, W. 2017. Discovering non-compliant window co-occurrence patterns. *Geoinformatica* 21(4):829–866. Springer,US.
- [He, Durrett, and Sun 2008] He, X.; Durrett, R. P.; and Sun, Z. 2008. Late intake valve closing as an emissions control strategy at tier 2 bin 5 engine-out nox level. *SAE Int. J. Engines* 1:427–443. SAE Int.
- [Karpatne et al. 2017] Karpatne, A.; Atluri, G.; Faghmous, J. H.; Steinbach, M.; Banerjee, A.; Ganguly, A.; Shekhar, S.; Samatova, N.; and Kumar, V. 2017. Theory-guided data science: A new paradigm for scientific discovery from data. *IEEE Trans. on Knowledge and Data Engg.* 29(10):2318–2331. IEEE.
- [Karpatne et al. 2018] Karpatne, A.; Kumar, V.; Jia, X.; Read, J.; and Hanson, P. 2018. Physics guided machine learning: a new paradigm for modeling dynamical systems. *AGUFM 2018:IN12A–03*. AGU.org.
- [Li et al. 2018] Li, Y.; Shekhar, S.; Wang, P.; and Northrop, W. 2018. Physics-guided energy-efficient path selection: a summary of results. In *SIGSPATIAL’18*, 99–108. ACM.
- [Li et al. 2020] Li, Y.; Kotwal, P.; Wang, P.; Shekhar, S.; and Northrop, W. 2020. Physics-guided energy-efficient path selection using on-board diagnostics data. *ACM Trans. on Data Science (TDS)* 1(1):. ACM.
- [Mellor et al. 1998] Mellor, A. M.; Mello, J. P.; Duffy, K. P.; Easley, W. L.; and Faulkner, J. C. 1998. Skeletal mechanism for nox chemistry in diesel engines. *SAE Trans.* 107:786–801. SAE Int.
- [Obodeh 2009] Obodeh, O. 2009. Evaluation of artificial nns performance in predicting diesel engine nox emissions. *Research Journal of Applied Sciences, Engg. and Technology* 33. Maxwell Scientific Publ.
- [Panneer Selvam et al. 2020] Panneer Selvam, H.; Li, Y.; Wang, P.; Northrop, W. F.; and Shekhar, S. 2020. Vehicle Emissions Prediction with Physics-Aware AI Models: Technical Report (20-003). Technical report, Retrieved from the University of Minnesota Digital Conservancy, <http://hdl.handle.net/11299/216628>.
- [Pedregosa et al. 2011] Pedregosa, F.; Varoquaux, G.; Gramfort, A.; Michel, V.; Thirion, B.; Grisel, O.; Blondel, M.; Prettenhofer, P.; Weiss, R.; Dubourg, V.; Vanderplas, J.; Passos, A.; Cournapeau, D.; Brucher, M.; Perrot, M.; and Édouard Duchesnay. 2011. Scikit-learn: ML in python. *Journal of ML Research* 12(85):2825–2830. JMLR.org.
- [Ripley 1976] Ripley, B. D. 1976. The second-order analysis of stationary point processes. *Journal of applied probability* 13(2):255–266. Cambridge University Press.
- [Srikant and Agrawal 1996] Srikant, R., and Agrawal, R. 1996. Mining sequential patterns: Generalizations and performance improvements. In *Proc. of the 5th Int. Conf. on Extending Database Technology: Advances in Database Technology, EDBT ’96*, 3–17. Springer-Verlag. Berlin, Heidelberg: Springer-Verlag.
- [Thakrar et al. 2020] Thakrar, S.; Balasubramanian, S.; Adams, P.; Azevedo, I.; Muller, N.; Pandis, S.; Polasky, S.; Pope, C.; Robinson, A.; Apte, J.; Tessum, C.; Marshall, J.; and Hill, J. 2020. Reducing mortality from air pollution in the us by targeting specific emission sources. *Env. Science & Tech. Letters*. American Chemical Society.