

Biased Edge Dropout for Enhancing Fairness in Graph Representation Learning

Indro Spinelli, *Graduate Student Member, IEEE*, Simone Scardapane, Amir Hussain, *Senior Member, IEEE* and Aurelio Uncini, *Member, IEEE*

Abstract—Graph representation learning has become a ubiquitous component in many scenarios, ranging from social network analysis to energy forecasting in smart grids. In several applications, ensuring the fairness of the node (or graph) representations with respect to some protected attributes is crucial for their correct deployment. Yet, fairness in graph deep learning remains under-explored, with few solutions available. In particular, the tendency of similar nodes to cluster on several real-world graphs (i.e., homophily) can dramatically worsen the fairness of these procedures. In this paper, we propose a biased edge dropout algorithm (FairDrop) to counter-act homophily and improve fairness in graph representation learning. FairDrop can be plugged in easily on many existing algorithms, is efficient, adaptable, and can be combined with other fairness-inducing solutions. After describing the general algorithm, we demonstrate its application on two benchmark tasks, specifically, as a random walk model for producing node embeddings, and to a graph convolutional network for link prediction. We prove that the proposed algorithm can successfully improve the fairness of all models up to a small or negligible drop in accuracy, and compares favourably with existing state-of-the-art solutions. In an ablation study, we demonstrate that our algorithm can flexibly interpolate between biasing towards fairness and an unbiased edge dropout. Furthermore, to better evaluate the gains, we propose a new dyadic group definition to measure the bias of a link prediction task when paired with group-based fairness metrics. In particular, we extend the metric used to measure the bias in the node embeddings to take into account the graph structure.

Impact Statement—Fairness in graph representation learning is under-explored. Yet, the algorithms working with these types of data have a fundamental impact on our digital life. Therefore, despite the law prohibits unfair treatment based on sensitive traits, social networks and recommender systems systematically discriminate against minorities. Current solutions are computationally intensive or significantly lower the accuracy score. To solve the fairness problem, we propose FairDrop, a biased edge dropout. Our approach provides protection against unfairness generated from the network’s homophily w.r.t the sensitive attributes. It is easy to integrate FairDrop into today’s solutions for learning network embeddings or downstream tasks. We believe that the lack of expensive computations and the flexibility of our fairness constraint will spread the awareness of the fairness issue.

Index Terms—Graph representation learning, graph embedding, fairness, link prediction, graph neural network.

Manuscript received xx xx, xx. (Corresponding author: Indro Spinelli.)

I. Spinelli, S. Scardapane, and A. Uncini are with the Department of Information Engineering, Electronics and Telecommunications (DIET), Sapienza University of Rome, 00184 Rome, Italy (e-mail: indro.spinelli@uniroma1.it; simone.scardapane@uniroma1.it; aurelio.uncini@uniroma1.it)

A. Hussain is with the School of Computing, Edinburgh Napier University, UK (e-mail: a.hussain@napier.ac.uk).

Handled by yyy..

I. INTRODUCTION

GRAPH structured data, ranging from friendships on social networks to physical links in energy grids, powers many algorithms governing our digital life. Social networks topologies define the stream of information we will receive, often influencing our opinion [1][2][3] [4]. Bad actors, sometimes, define these topologies ad-hoc to spread false information [5]. Similarly, recommender systems [6] suggest products tailored to our own experiences and history of purchases. However, pursuing the highest accuracy as the only metric of interest has let many of these algorithms discriminate against minorities in the past [7] [8] [9], despite the law prohibiting unfair treatment based on sensitive traits such as race, religion, and gender. For this reason, the research community has started looking into the biases introduced by machine learning algorithms working over graphs [10].

One of the most common approaches to process graphs is via learning vector embeddings for the nodes (or the edges), e.g., [11]. These are a low dimensional representation of the nodes (or the edges), encoding the local topology. Downstream tasks then use these embeddings as inputs. Some examples of these tasks are node classification, community detection, and link prediction [12]. We will focus on the latter due to its widespread application in social networks and recommender systems. Alternatively, graph neural networks (GNNs) [13] solve link prediction or other downstream tasks in an end-to-end fashion, without prior learning of embeddings through ad-hoc procedures. The techniques developed in this paper can be applied to both scenarios.

In this work, we will concentrate on the bias introduced by one of the key aspects behind the success of GNNs and node embedding procedures: homophily. Homophily is the principle that similar users interact at a higher rate than dissimilar ones. In a graph, this means that nodes with similar characteristics are more likely to be connected. In node classification, this encourages smoothness in terms of label distributions and embeddings, yielding excellent results [14].

From the fairness point of view, the homophily of sensitive attributes directly influences the prediction and introduces inequalities. In social networks, the “unfair homophily” of race, gender or nationality, limits the contents accessible by the users, influencing their online behaviour [1]. For example, the authors of [2] showed that users affiliated with majority political groups are exposed to new information faster and in greater quantity. Similarly, homophily can put minority groups at a disadvantage by restricting their ability to establish

links with a majority group [15]. An unfair link prediction magnifies this issue, known as “filter bubble”, by increasing the segregation between the groups.

To mitigate this issue, in this paper we propose a biased dropout strategy that forces the graph topology to reduce the homophily of sensitive attributes. At each step of training, we compute a random copy of the adjacency matrix biased towards reducing the amount of homophily in the original graph. Thus, models trained on these modified graphs undergo a fairness-biased data augmentation regime. Our approach limits the biases introduced by the unfair homophily, resulting in fairer node representations and link predictions while preserving most of the original accuracy.

Measuring fairness in this context requires some adaptations. Most works on fairness measures focus on independent and identically distributed (i.i.d.) data. These works proposed many metrics, each one protecting against a different bias [16]. In particular, group fairness measures determine the level of equity of the algorithm predictions between groups of individuals. Link prediction requires a dyadic fairness measure that considers the influence of both sensitive attributes associated with the connection [17]. However, it is still possible to apply group fairness metrics by defining new groups for the edges.

A. Contributions of the paper

We propose a preprocessing technique that modifies the training data to reduce the predictability of its sensitive attributes [18]. Our algorithm introduces no overhead and can be framed as a biased data augmentation technique. A single hyperparameter regulates the intensity of the fairness constraint. This ranges from maximum fairness to an unbiased edge dropout. Therefore FairDrop can be easily adapted to the needs of different datasets and models. These characteristics make our framework extremely adaptable. Our approach can also be applied in combination with other fairness constraints. We evaluate the fairness improvement on two different tasks. Firstly, we measure the fairness imposed on the outcomes of end-to-end link prediction tasks. Secondly, we test the capability of removing the contributions of the sensitive attributes from the resulting node embeddings generated from representation learning algorithms. To measure the improvements for the link prediction we also propose a novel group-based fairness metric on dyadic level groups. We define a new dyadic group and use it in combination with the ones described in [17]. Instead, for the predictability of the sensitive attributes from the node embeddings, we measure the representation bias [19]. It is common to use node embeddings as input of downstream link prediction task. Therefore, we introduce a new metric that also considers the graph’s topology.

B. Outline of the paper

The rest of the paper is structured as follows. Section II reviews recent works about enforcing fairness for graph-structured data and their limitations. Then, in Section III we introduce GNN models and group-based fairness metrics for i.i.d data. FairDrop, our proposed biased edge dropout, is first introduced in Section IV and then tested in Section VI. We conclude with some general remarks in Section VII.

II. RELATED WORKS

The literature on algorithmic bias is extensive and interdisciplinary [20]. However, most approaches study independent and identically distributed data. Just recently, with the success of GNNs, some works started to investigate fairness in graph representation learning. Some works focused on the creation of fair node embeddings [10][21] [19] that can be used as the input of a downstream task of link prediction. Others targeted directly the task of a fair link prediction [17] [22].

Some of these approaches base their foundations on adversarial learning. Compositional fairness constraints [10] learn a set of adversarial filters that remove information about particular sensitive attributes. Similarly, Fairness-aware link prediction [17] employs an adversarial learning approach to ensure that inter-group links are well-represented among the predicted links. FairAdj [22] learns a fair adjacency matrix during an end-to-end link prediction task. The two techniques closest to our work are DeBayes [19] and Fairwalk [21], which we describe in-depth below.

DeBayes [19] extends directly “Conditional Network Embedding” (CNE) [23] to improve its fairness. CNE uses the Bayes rule to combine prior knowledge about the network with a probabilistic model for the Euclidean embedding conditioned on the network. Then, DeBayes maximizes the obtained posterior probability for the network conditioned on the embedding to yield a maximum likelihood embedding. DeBayes models the sensitive information as part of the prior distribution.

Fairwalk [21] is an adaptation of Node2Vec [11] that aims to increase the fairness of the resulting embeddings. It modifies the transition probability of the random walks at each step, by weighing the neighbourhood of each node, according to their sensitive attributes.

III. PRELIMINARIES

A. Graph representation learning

In this work we will consider an undirected graph $\mathcal{G} = (\mathcal{V}, \mathcal{E})$, where $\mathcal{V} = \{1, \dots, n\}$ is the set of node indexes, and $\mathcal{E} = \{(i, j) \mid i, j \in \mathcal{V}\}$ is the set of arcs (*edges*) connecting pairs of nodes. The meaning of a single node or edge depends on the application. For some tasks a node i is endowed with a vector $\mathbf{x}_i \in \mathbb{R}^d$ of features. Each node is also associated to a sensitive attribute $s_i \in [0, 1]$ (e.g., political preference in a bipartite system), which may or may not be part of its features. Connectivity in the graph can be summarized by the adjacency matrix $\mathbf{A} \in \{0, 1\}^{n \times n}$. This matrix is used to build different types of operators that define the communication protocols across the graph. The vanilla operator is the symmetrically normalized graph Laplacian [24] $\hat{\mathbf{L}} = \mathbf{D}^{-1/2} \mathbf{L} \mathbf{D}^{-1/2}$ with \mathbf{D} being the diagonal degree matrix where $D_{ii} = \sum_j A_{ij}$, and \mathbf{L} the Laplacian matrix $\mathbf{L} = \mathbf{D} - \mathbf{A}$.

We will focus on the task of link prediction where the objective is to predict whether two nodes in a network are likely to have a link [25]. For graphs having vector of features associated to the nodes, these can be combined with the structural information of the graph by solving an end-to-end optimization problem [26]:

$$\hat{\mathbf{A}} = \sigma(\mathbf{Z}\mathbf{Z}^T), \text{ with } \mathbf{Z} = \text{GNN}(\mathbf{X}, \mathbf{A}). \quad (1)$$

where $\text{GNN}(\cdot, \cdot)$ is a GNN operating on the graph structure (see [27], [28], [29] for representative surveys on GNN models). Another approach first uses unsupervised learning techniques [30] [11] to create a latent representation of each node and then perform a downstream task of link prediction using the learned embeddings and standard classifiers (e.g., support vector machines). Differently from most GNNs, node embeddings are obtained in an unsupervised fashion, and they can be re-used for multiple downstream tasks. Recently, self-supervised models for GNNs have been explored to fill this gap [31]. The framework we propose in this paper can be used to improve fairness in all these scenarios.

B. Fairness measures in i.i.d. data

Fairness in decision making is broadly defined as the absence of any advantage or discrimination towards an individual or a group based on their traits [32]. This general definition leaves the door open to several different fairness metrics, each focused on a different type of discrimination [16]. In this paper we focus on the definition of group fairness, known also as disparate impact. In this case, the unfairness occurs when the model's predictions disproportionately benefit or damage people of different groups defined by their sensitive attribute.

These measures are usually expressed in the context of a binary classification problem. In the notation of the previous section, denote by $Y \in [0, 1]$ a binary target variable, and by $\hat{Y} = f(\mathbf{x})$ a predictor that does not exploit the graph structure. As before, we associate to each \mathbf{x} a sensitive binary attribute S . Two widely used criterion belonging to this group are *demographic parity* [33] and *equalized odds* [34]:

- *Demographic Parity (DP)* [33]: \hat{Y} satisfies *DP* if the likelihood of a positive outcome is the same regardless of the value of the sensitive attribute S :

$$P(\hat{Y}|S=1) = P(\hat{Y}|S=0) \quad (2)$$

- *Equalized Odds (EO)* [34]: \hat{Y} satisfies *EO* if it has equal rates for true positives and false positives between the two groups defined by the protected attribute S :

$$P(\hat{Y}=1|S=1, Y=y) = P(\hat{Y}=1|S=0, Y=y) \quad (3)$$

These definitions trivially extend to the case where the sensitive attribute is a categorical variable with $|S| > 2$ and, for the rest of the paper, we will consider this scenario. To measure the deviation from these ideal metrics it is common to use the differences between the groups defined by S . In particular the *DP* difference is defined as the difference between the largest and the smallest group-level selection rate:

$$\Delta DP = \max_s E[\hat{Y}|S=s] - \min_s E[\hat{Y}|S=s] \quad (4)$$

For the *EO* difference, we can report the largest discrepancy between the true positive rate difference and the false positive rate difference between the groups defined again by the protected attribute S [35]:

$$\Delta FPR = \max_s E[\hat{Y}=1|S=s, Y=1] - \min_s E[\hat{Y}=1|S=s, Y=0] \quad (5)$$

$$\Delta FPR = \max_s E[\hat{Y}=1|S=s, Y=0] - \min_s E[\hat{Y}=1|S=s, Y=1] \quad (6)$$

The final metric is then given by:

$$\Delta EO = \max(\Delta TPR, \Delta FPR). \quad (7)$$

However, these definitions are not suitable to be directly applied to graph-structured data.

IV. PROPOSED BIASED EDGE DROPOUT TO ENHANCE FAIRNESS

In this work, for every epoch of training (either of the node embedding or the GNN), we generate a fairer random copy of the original adjacency matrix to counteract the negative effects introduced by the homophily of the sensitive attributes. To do so, we reduce the number of connections between nodes sharing the same sensitive attributes.

FairDrop can be divided into three main steps as shown in Figure 1 and summarized in Algorithm 1:

- 1) Computation of a mask encoding the network's homophily w.r.t the sensitive attributes.
- 2) Biased random perturbation of the mask.
- 3) Removing connections from the original adjacency matrix according to the computed perturbation.

We conjecture that training a model over multiple fairness-enforcing random copies of the adjacency matrix (one for each epoch) increases the randomness and the diversity of its input. Thus the entire pipeline can be considered a data augmentation procedure biased towards fairness, similarly to how standard dropout can be interpreted as noise-based data augmentation [36].

A. Sensitive attribute homophily mask

We build an adjacency matrix \mathbf{M} encoding the heterogeneous connections between the sensitive attributes. Its computation is the same for binary and categorical ones. We define each element of \mathbf{M} as:

$$m_{ij} = \begin{cases} 1 & \text{if } s_i \neq s_j \\ 0 & \text{otherwise} \end{cases}, \quad (8)$$

where $m_{ij} = 1$ indicates an heterogeneous edge with respect to the sensitive attribute S . It is easy to see that if we want to improve the fairness of the graph we have to promote the first type of connections.

B. Randomized response

Randomized response [37] adds a layer of “plausible deniability” for structured interviews. With this protection, respondents are able to answer sensitive issues while maintaining their privacy. The mechanism is easy and yet elegant. In its basic form, randomized response works with binary questions. The interviewee throws a coin to decide whether to respond honestly or at random with another coin toss. With unbiased coins, the user will tell the truth 2/3 of the times and lie the

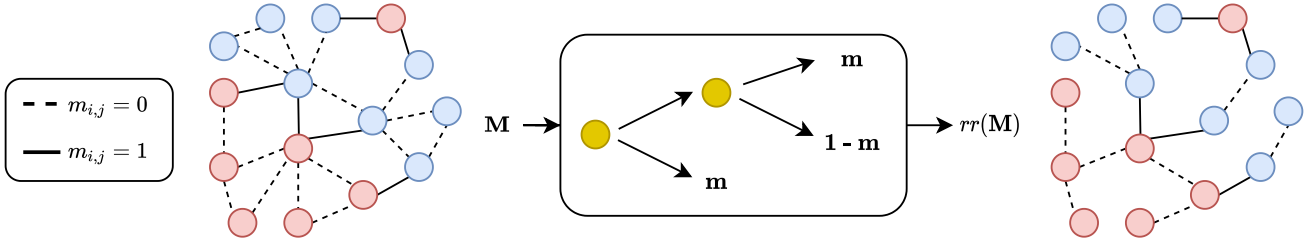


Fig. 1. Schematics of FairDrop. From left to right: (i) Construction of the sensitive attribute homophily mask (Section IV-A); (ii) Randomized response used to inject randomness and to regulate the bias imposed by the constraint (Section IV-B); (iii) Final graph obtained by dropping the connections according to the randomized mask (Section IV-C).

Algorithm 1: FairDrop

Input : Adjacency matrix \mathbf{A} , sensitive attribute (vector) \mathbf{s} , mask for adjacency matrix initialized with zeros \mathbf{M} , $\delta \in [0, \frac{1}{2}]$;

Output: \mathbf{A}_{fair} Fair adjacency matrix

forall Edges $(i, j) \in \mathcal{G}$ **do**

$m_{ij} = \mathbf{s}[i] \neq \mathbf{s}[j]$;
if $\text{RANDOM} \leq \frac{1}{2} + \delta$ **then**
 $rr(m_{ij}) = m_{ij}$;
else
 $rr(m_{ij}) = 1 - m_{ij}$;
 $\mathbf{A}_{fair} = \mathbf{A} \circ rr(\mathbf{M})$;

remaining times. More formally, randomized response can be defined as follows:

$$rr(m_{ij}) = \begin{cases} m_{ij} & \text{with probability : } \frac{1}{2} + \delta \\ 1 - m_{ij} & \text{with probability : } \frac{1}{2} - \delta \end{cases}, \quad (9)$$

with $\delta \in [0, \frac{1}{2}]$. When $\delta = 0$ randomized response will always give random answers, maximizing the privacy protection but making the acquired data useless. Contrary, $\delta = 1/2$ gives us clean data without any privacy protection.

We use this framework, as shown in the central block of Fig. 1, where the input is the mask encoding the homophily of the sensitive attributes and the output will be its randomized version.

C. Fair edge dropout

Finally, we are ready to drop the unfair connection from the original adjacency matrix:

$$\mathbf{A}_{fair} = \mathbf{A} \circ rr(\mathbf{M}) \quad (10)$$

where \circ denotes the Hadamard product between matrices. The resulting matrix \mathbf{A}_{fair} is a fairness-enforcing random copy of the original adjacency matrix. In particular, with $rr(\mathbf{M})$ we bias the dropout towards fairness by cutting more connections between nodes sharing the same sensitive attribute. A model trained on this version of the graph will adapt consequently. The reduction of this unfair homophily will be reflected in the network embeddings or directly in the model's predictions.

It is easy to see that the parameter δ regulates the level of fairness we enforce on the topology. In fact, setting $\delta = 0$,

corresponds to an unbiased edge dropout of $p = 1/2$ like the one proposed by [38]. Increasing δ will incrementally promote fair connections removing the unfair links in the graph. When δ is at its maximum value, FairDrop removes all the unfair edges and keeps all the fair ones. The possibility of varying how much the algorithm is biased towards fairness makes it adaptable to the needs of different datasets and algorithms. There are almost no additional costs from a standard edge dropout [38], making this fairness “constraint” extremely fast. Furthermore, FairDrop shares the capability of alleviating over-fitting and over-smoothing.

It is possible to apply FairDrop when multiple sensitive attributes are present at once. We can build a fair adjacency matrix for every sensitive attribute, and then these can be alternated for the training phase.

D. Deployment

FairDrop can be considered a data augmentation technique. It modifies the training data to reduce the influence of its sensitive attributes [18] [39]. We are interested in link prediction, both in an end-to-end fashion and by learning node embeddings and then predicting the links as a downstream task. For both approaches, we generate different random copies that enforce the fairness of the original graph. Like in [38] this augments the randomness and the diversity of the input data ingested by the learning model. Thus it can be considered a data augmentation biased towards fairness. Our approach can also be applied in combination with other fairness constraints.

In the first scenario, the model performs every training epoch on a different fair random copy of the input data. The model can be one of the many proposed in recent years that fit in the framework described by Equation 1 like GCN [24], GAT [40], AP-GCN [41] and many others.

For learning the network embedding, we paired our edge sampling with Node2Vec [11]. This algorithm learns a continuous representation for the nodes using local information obtained from truncated random walks [30] balancing the exploration-exploitation trade-off. In this case, we generate fairness enforcing versions of the graph for every batch of random walks that we want to compute.

V. PROPOSED FAIRNESS METRICS FOR GRAPH REPRESENTATION LEARNING

For graph-structured data, it is common to have attributes, including the sensitive ones, associated with the nodes. Therefore, if we are interested in evaluating the fairness of a node

classification task, we can use the metrics described previously in Section III-B. However, for the link prediction and node embedding tasks, those metrics cannot be used straightforwardly. For link prediction, we need a dyadic fairness criterion expecting the predictions to be statistically independent from both sensitive attributes associated the edges. In Section V-A we propose a novel set of fairness metrics for the task. For node embeddings, in Section V-B we extend the ideas presented in [42] to the downstream task of link prediction.

A. Fairness for link prediction

An edge connects two nodes and thus two sensitive attributes. Our objective is to use the same fairness criteria for i.i.d. data (DP , EO) for the links. Therefore, we have to define so-called *dyadic groups*, mapping the groups defined by the sensitive attribute for the nodes to new ones for the edges. It is thus possible to define different dyadic fairness criterion depending on how we build these dyadic groups. In [17] the authors introduced two dyadic criteria, mixed dyadic-level protection and subgroup dyadic-level protection. We propose a third criterion called group dyadic-level protection. It aims to be closer to the original groups defined by the sensitive attributes. The original groups S generate different dyadic subgroups associated with the edges D of the graph instead of the nodes. In particular, from the coarsest to the finest, we have:

- Mixed dyadic [17] ($|D| = 2$): the original groups determine two dyadic groups. An edge will be in the intra-group if it connects a pair of nodes with the same sensitive attribute. Otherwise, it will be part of the inter-group. This dyadic definition is common in recommender systems, where intra-group edges are known to create a “filter bubble” issue.
- Group dyadic ($|D| = |S|$): there is a one-to-one mapping between the dyadic and node-level groups. To do so, we have to consider each edge twice, once for every sensitive attribute involved. This dyadic definition ensures that one group, in particular, is prominent in the formation of the links.
- Sub-group dyadic [17] ($|D| = \frac{(|S|+2-1)!}{2!(|S|-1)!}$): each dyadic sub-group represents a connection between two groups (or an intra-connection). The fairness criteria protect the balance between all the possible inter-group combinations together with the intra-group ones.

For example, considering the mixed dyadic group, and denoting the two groups as $D = 0$ for the inter-group and $D = 1$ for the intra-group, we say that a link predictor achieves DP (extending (2)) if:

$$P(\hat{Y}|D = 0) = P(\hat{Y}|D = 1). \quad (11)$$

All other metrics from Section III-B extend in a similar way for the three dyadic groups. We present a visualization of all the dyadic groups in Figure 2. In Figure 3 instead, we show the composition of these groups for the Citeseer dataset.

TABLE I
DATASET STATISTICS.

Dataset	S	$ S $	Features	Nodes	Edges
Citeseer	paper class	6	3703	2110	3668
Cora-ML	paper class	7	2879	2810	7981
PubMed	paper class	3	500	19717	44324
DBLP	continent	5	None	3980	6965
FB	gender	2	None	4039	88234

B. Fairness for node embeddings

Representation learning aims to convert the graph’s structure into a low-dimensional space. This representation is fair if it obfuscates as much as possible the unfair presence of sensitive attributes in the resulting embeddings [42]. Network embeddings are obfuscated if a classification task trying to predict the sensitive attribute yields the same accuracy as a random classifier [10] [19]. If this is the case, the embeddings are fair and the downstream task built upon them too. This type of bias afflicting node embeddings is also known as representation bias (RB). To measure the RB, we define an RB score [19] associated with the node embeddings \mathbf{Z} as the balanced accuracy obtained by a classifier.

$$\text{Node RB} = \sum_{s \in S} \frac{|\mathbf{Z}_s|}{|\mathcal{V}|} \text{Accuracy}(\mathbf{Z}_s) \quad (12)$$

where \mathbf{Z}_s is the set of node embeddings associated to nodes having $S = s$ and $\text{Accuracy}(\cdot)$ denotes the accuracy of a classifier trained to predict the sensitive attribute, restricted to the set \mathbf{Z}_s . Since we focus on link prediction, we also extend the definition of RB to the edges. We define the edge embeddings as the concatenation of the embeddings of the nodes participating in the links $\mathbf{Z}^{[src,dst]}$. We treat the classification problem as a multi-label since the edges have two sensitive attributes associated with their source nodes embedding \mathbf{Z}^{src} and their destinations \mathbf{Z}^{dst} . We conjecture that the additional knowledge of the relation between the nodes helps the classification task. Consequently, it is harder to obtain a good score, making this metric more challenging. We define the representation bias score for the links as the mean of balanced accuracy obtained from the two target labels.

$$\begin{aligned} \text{Link RB} = & \frac{1}{2} \sum_{s \in S} \frac{|\mathbf{Z}_s^{src}|}{|\mathcal{E}|} \text{Accuracy}_{src}(\mathbf{Z}_s^{[src,dst]}) \\ & + \frac{|\mathbf{Z}_s^{dst}|}{|\mathcal{E}|} \text{Accuracy}_{dst}(\mathbf{Z}_s^{[src,dst]}) \end{aligned} \quad (13)$$

where $\text{Accuracy}_{src}(\cdot)$ is the accuracy with respect to the label of the source node, while $\text{Accuracy}_{dst}(\cdot)$ is the accuracy with respect to the label of the target node.

VI. EVALUATION

We test the fairness imposed by our algorithm by either evaluating the network embeddings obtained with Node2Vec, and on a downstream task of link prediction. We summarize the datasets used in this evaluation in Table I. We ran several experiments with different random seeds and data splits (80%/20% train and test) and we report the average together with the standard deviations.

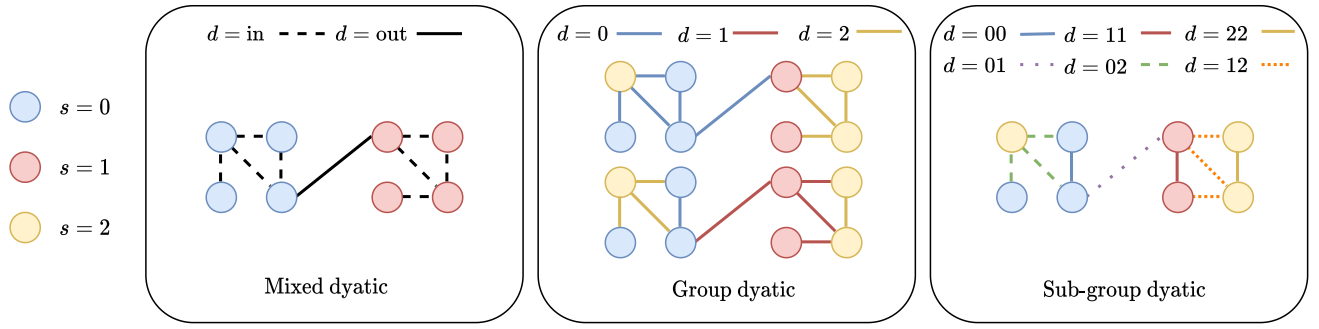


Fig. 2. Visualization of the dyadic group D definitions. We use a single sensitive attribute with $|S| = 3$. From left to right: (i) Mixed dyadic group definition generates two links group “ $d = \text{in}$ ” for intra connections and “ $d = \text{out}$ ” for inter ones; (ii) Group dyadic creates a one to one mapping between the sensitive attribute S and the dyadic group D ; (iii) The sub-group dyadic definition generates a group for every possible combination of the original sensitive attributes.

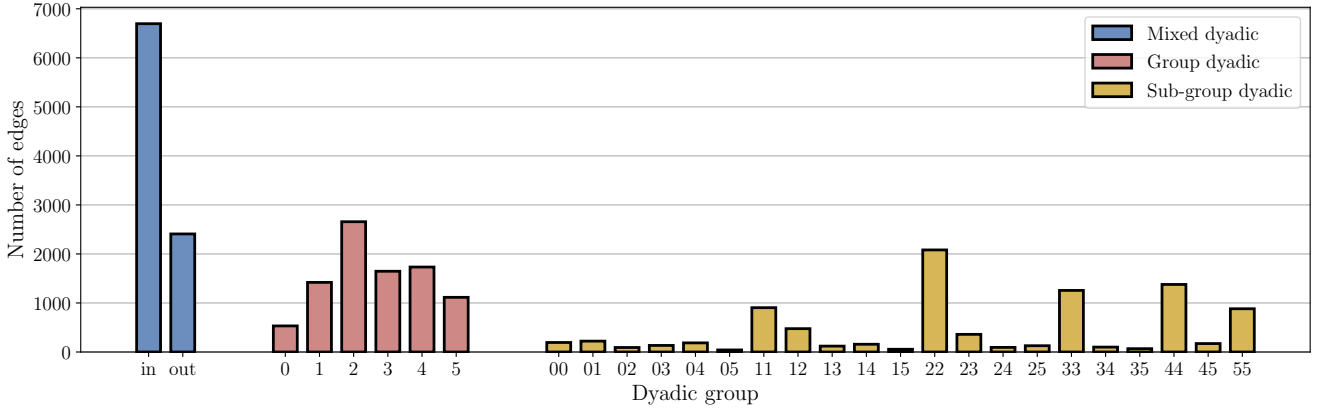


Fig. 3. Barplot showing the distribution of the different dyadic groups for the Citeseer dataset.

A. Fair link prediction

In these experiments, we test FairDrop’s effect on an end-to-end link prediction task. We tested a GCN [24] and a GAT [40], both with two layers, hidden dimension of 128 and learning rate of 0.005. We performed the optimization once with unbiased edge dropout and once with our fairness enforcing dropout. We use the three benchmarking citation networks from Table I, i.e., Citeseer, Cora-ML, and PubMed. In these graphs, nodes are articles. They have associated a bag-of-words representation of the abstract. Links represent a citation regardless of the direction. The sensitive attribute, in this case, is the category of the article. We measured the link prediction quality with accuracy and the area under the ROC curve (AUC), the latter representing the trade-off between true and false positives for different thresholds. To evaluate the fairness of the predictions, we used the demographic parity difference (ΔDP) and the equality of odds difference (ΔOP) using the dyadic groups described in Section I. We report the results in Tables II, IV and IV where the subscript of the fairness metrics is the initial of the dyadic group over which we computed the quantity. Arrows in the first row describes whether higher or lower values are better for the respective metric.

In every dataset, the networks trained with FairDrop achieved superior fairness performances. In some cases, FairDrop also improved the classification score. To study this

effect, we perform an ablation study in VI-C.

B. Fair representation learning

Next, we compare our fairness constraint against two state-of-the-art frameworks for debiasing node embeddings, De-Bayes [19] and FairWalk [21]. We compute both node and link representation bias scores described in Section I using three different downstream classifiers. In particular, we compare logistic regression (LR), a three-layer neural network (NN) and a random forest (RF) to compute these quantities. To compute the optimal hyperparameters, we perform a grid search with cross-validation. We repeat this step for each one of the generated embeddings to be as fair as possible in the evaluation. After that, we use the same classifiers to perform a downstream task of link prediction. Ideally, the best algorithm will achieve the lowest scores on both representation biases while keeping the accuracy high.

For this task we use a co-authorship network built in [19] from DBLP [43]. They extracted the authors from the accepted papers of eight different conferences. The nodes of the graphs representing the authors are linked if they have collaborated at least once. The sensitive attribute is the continent of the author institution. The other dataset we considered is FB [44] which is a combination of ego-networks obtained from a social network. The graph encodes users as nodes with gender as a sensitive attribute and friendships as links.

TABLE II
LINK PREDICTION ON CORA

Method	Accuracy \uparrow	AUC \uparrow	$\Delta DP_m \downarrow$	$\Delta EO_m \downarrow$	$\Delta DP_g \downarrow$	$\Delta EO_g \downarrow$	$\Delta DP_s \downarrow$	$\Delta EO_s \downarrow$
GCN+EdgeDrop	82.4 \pm 0.9	90.1 \pm 0.7	56.4 \pm 2.4	36.5 \pm 4.3	12.3 \pm 2.6	15.4 \pm 3.3	90.2 \pm 2.7	100.0 \pm 0.0
GAT+EdgeDrop	80.5 \pm 1.2	88.3 \pm 0.8	53.7 \pm 2.5	37.1 \pm 3.2	18.8 \pm 3.6	22.5 \pm 4.2	93.6 \pm 2.9	100.0 \pm 0.0
GCN+FairDrop	82.4 \pm 0.9	90.1 \pm 0.7	52.9 \pm 2.5	31.0 \pm 4.9	11.8 \pm 3.2	14.9 \pm 3.7	89.4 \pm 3.4	100.0 \pm 0.0
GAT+FairDrop	79.2 \pm 1.2	87.8 \pm 1.0	48.9 \pm 2.8	31.9 \pm 4.3	15.3 \pm 3.2	18.1 \pm 3.5	94.5 \pm 2.0	100.0 \pm 0.0

TABLE III
LINK PREDICTION ON CITESEER

Method	Accuracy \uparrow	AUC \uparrow	$\Delta DP_m \downarrow$	$\Delta EO_m \downarrow$	$\Delta DP_g \downarrow$	$\Delta EO_g \downarrow$	$\Delta DP_s \downarrow$	$\Delta EO_s \downarrow$
GCN+EdgeDrop	78.9 \pm 1.3	88.0 \pm 1.3	44.9 \pm 2.5	27.5 \pm 4.1	20.1 \pm 2.9	21.6 \pm 5.0	71.0 \pm 3.4	73.2 \pm 9.5
GAT+EdgeDrop	76.3 \pm 0.9	85.6 \pm 1.0	42.6 \pm 2.5	28.4 \pm 5.0	22.2 \pm 5.1	27.6 \pm 6.3	76.7 \pm 3.0	77.5 \pm 8.8
GCN+FairDrop	79.2 \pm 1.4	88.4 \pm 1.4	42.6 \pm 2.5	26.5 \pm 4.2	18.7 \pm 4.0	17.6 \pm 5.5	67.7 \pm 3.5	64.3 \pm 9.5
GAT+FairDrop	78.2 \pm 1.1	87.1 \pm 1.1	42.9 \pm 2.2	28.3 \pm 4.3	22.5 \pm 3.4	25.9 \pm 5.2	75.3 \pm 3.2	73.4 \pm 9.1

TABLE IV
LINK PREDICTION ON PUBMED

Method	Accuracy \uparrow	AUC \uparrow	$\Delta DP_m \downarrow$	$\Delta EO_m \downarrow$	$\Delta DP_g \downarrow$	$\Delta EO_g \downarrow$	$\Delta DP_s \downarrow$	$\Delta EO_s \downarrow$
GCN+EdgeDrop	88.0 \pm 0.5	94.6 \pm 0.3	43.7 \pm 1.0	12.8 \pm 0.8	6.3 \pm 0.7	6.0 \pm 1.1	57.5 \pm 1.4	26.3 \pm 2.3
GAT+EdgeDrop	80.6 \pm 0.9	88.8 \pm 0.7	43.5 \pm 1.1	24.5 \pm 1.9	4.8 \pm 1.6	7.5 \pm 1.5	60.1 \pm 1.9	49.3 \pm 3.6
GCN+FairDrop	88.4 \pm 0.4	94.8 \pm 0.2	42.5 \pm 0.5	12.2 \pm 0.7	5.6 \pm 1.8	5.1 \pm 0.9	55.7 \pm 1.5	26.6 \pm 2.6
GAT+FairDrop	79.0 \pm 0.8	87.6 \pm 0.7	37.4 \pm 0.9	19.7 \pm 1.1	2.0 \pm 1.0	6.4 \pm 1.4	56.8 \pm 2.1	47.3 \pm 4.1

TABLE V
REPRESENTATION LEARNING ON DBPL DATASET

Method	Classifier	Node RB \downarrow	Link RB \downarrow	Accuracy \uparrow
DeBayes	LR	20.0 \pm 0.0	21.6 \pm 1.0	87.2 \pm 0.3
	NN	63.9 \pm 4.3	77.4 \pm 3.4	91.2 \pm 0.7
	RF	20.9 \pm 0.3	28.0 \pm 0.6	91.6 \pm 0.5
FairWalk	LR	53.5 \pm 5.3	67.1 \pm 3.4	92.9 \pm 0.6
	NN	74.2 \pm 4.9	81.9 \pm 3.0	93.5 \pm 0.9
	RF	20.8 \pm 0.7	28.2 \pm 0.4	90.9 \pm 0.7
Node2Vec+FairDrop	LR	31.6 \pm 3.5	58.8 \pm 4.3	88.4 \pm 0.8
	NN	34.4 \pm 3.5	71.7 \pm 3.1	88.1 \pm 0.6
	RF	20.0 \pm 0.0	26.4 \pm 0.3	87.2 \pm 0.7

TABLE VI
REPRESENTATION LEARNING ON FB DATASET

Method	Classifier	Node RB \downarrow	Link RB \downarrow	Accuracy \uparrow
DeBayes	LR	52.0 \pm 0.5	55.7 \pm 0.5	96.7 \pm 0.1
	NN	58.9 \pm 1.3	91.6 \pm 0.5	98.5 \pm 0.2
	RF	53.4 \pm 0.6	62.7 \pm 0.6	97.9 \pm 0.2
FairWalk	LR	53.1 \pm 0.6	63.3 \pm 1.0	97.4 \pm 0.2
	NN	58.9 \pm 1.3	99.5 \pm 0.2	97.6 \pm 0.3
	RF	53.5 \pm 0.6	62.3 \pm 0.8	97.0 \pm 0.2
Node2Vec+FairDrop	LR	51.3 \pm 1.0	62.3 \pm 0.8	96.0 \pm 0.2
	NN	49.9 \pm 1.3	99.0 \pm 0.1	96.7 \pm 0.5
	RF	50.0 \pm 0.0	61.1 \pm 0.4	96.4 \pm 0.2

We use the same hyperparameters of Node2Vec for FairWalk and FairDrop. For DeBayes, we used the parameters provided in their implementation.

We present the results in Tables V and VI respectively for DBPL and FB.

Node2Vec coupled with FairDrop improves the obfuscation of the sensitive attribute in the resulting node embeddings with the biggest gain in the Node RB evaluation. Furthermore, the obfuscation is robust against the choice of the downstream classifier. This improvement comes with a small drop in the accuracy of the downstream task. The Link RB scores are

higher than the previous ones due to the additional information provided by the concatenation of the two nodes embeddings forming the link. In this case, FairDrop performs on par with DeBayes if we limit our observation to the number of times the algorithm got the best score. However, Node2Vec with FairDrop is orders of magnitudes faster, taking on average just 50 seconds against 33 minutes on average required by DeBayes for converging in its standard configuration. FairWalk is less aggressive and this results in less protection but higher accuracy scores on the downstream tasks.

C. Ablation

We perform an ablation study on the behaviour imposed by the parameter δ . We report in Figure 4 the AUC score and both representation biases obtained using a random forest classifier on a single data split for one hundred runs on the FB dataset. We recall that for a higher value of δ , the sampling is more biased towards fairness. Surprisingly the AUC of the downstream link prediction task grows as the representation biases decrease. Despite seeming counter-intuitive, we think this is in line with what the authors of [45] observed. They examined the problem of over-smoothing of GNNs for node classification tasks. They argued that one factor leading to this issue is the over-mixing of information and noise. In particular intra-class connections can bring valuable information, while inter-class interaction may lead to indistinguishable representations across classes. However, for the link prediction task, the inverse is true. An excessive similarity between intra-class embedding and dissimilarity between inter-class ones results in the known “filter bubble” issue.

VII. CONCLUSION

We proposed a flexible biased edge dropout algorithm for enhancing fairness in graph representation learning. FairDrop

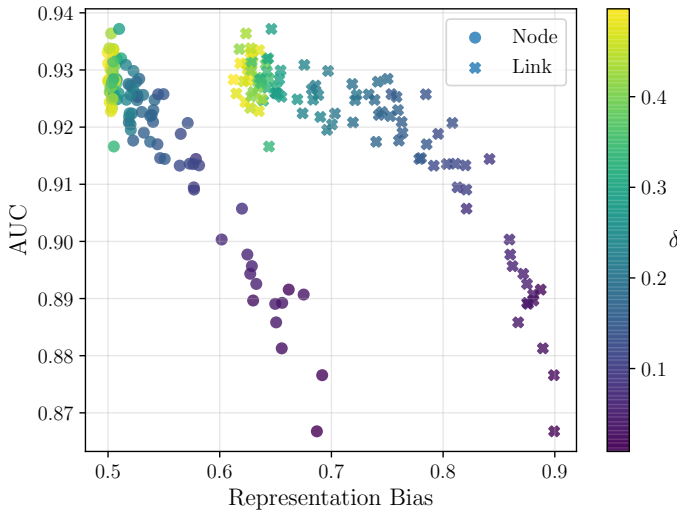


Fig. 4. Visualization on the FB dataset of the trade-off between the representation biases and the performances on the downstream link prediction task.

targets the negative effect of the network’s homophily w.r.t the sensitive attribute. A single hyperparameter regulates the intensity of the constraint, ranging from maximum fairness to an unbiased edge dropout. We tested FairDrop performances on two common benchmark tasks, specifically unsupervised node embedding generation and link prediction. It is possible to frame FairDrop as a biased data augmentation pipeline. Therefore it can be used with different architectures and paired with other fairness constraints.

To measure the gains, we adapted the group fairness metrics to estimate the disparities between the dyadic groups defined by the edges. We proposed a new dyadic group aimed to be closer to the original groups defined by the sensitive attributes. Finally we extended the previous metric evaluating the representation bias to take into account the graph structure.

A possible limitation of FairDrop is its extension to the case where multiple sensitive are present at once. We proposed to alternate the masks of the different sensitive attributes to guide the biased dropout. However, this pipeline may be sub-optimal.

Randomness is a fundamental concept for FairDrop. However, not every connection has the same importance inside a graph. Future lines of research may combine perturbation-aware algorithms [46] with fairness constraints to perform a more selective edge sampling procedure.

REFERENCES

- [1] M. McPherson, L. Smith-Lovin, and J. M. Cook, “Birds of a feather: Homophily in social networks,” *Annual Review of Sociology*, vol. 27, no. 1, pp. 415–444, 2001.
- [2] Y. Halberstam and B. Knight, “Homophily, group size, and the diffusion of political information in social networks: Evidence from twitter,” *Journal of Public Economics*, vol. 143, pp. 73–88, 2016.
- [3] D. Centola, “The spread of behavior in an online social network experiment,” *Science*, vol. 329, pp. 1194 – 1197, 2010.
- [4] E. Lee, F. Karimi, C. Wagner, H.-H. Jo, M. Strohmaier, and M. Galesic, “Homophily and minority-group size explain perception biases in social networks,” *Nature Human Behaviour*, vol. 3, 10 2019.
- [5] P. K. Roy and S. Chahar, “Fake profile detection on social networking websites: A comprehensive review,” *IEEE Transactions on Artificial Intelligence*, pp. 1–1, 2021.

- [6] Y. Tian, S. Peng, X. Zhang, T. Rodemann, K. C. Tan, and Y. Jin, “A recommender system for metaheuristic algorithms for continuous optimization based on deep recurrent neural networks,” *IEEE Transactions on Artificial Intelligence*, vol. 1, no. 1, pp. 5–18, 2020.
- [7] A. Datta, M. C. Tschantz, and A. Datta, “Automated experiments on ad privacy settings: A tale of opacity, choice, and discrimination,” *CoRR*, vol. abs/1408.6491, 2014.
- [8] S. Corbett-Davies, E. Pierson, A. Feller, S. Goel, and A. Huq, “Algorithmic decision making and the cost of fairness,” in *Proceedings of the 23rd ACM SIGKDD International Conference on Knowledge Discovery and Data Mining*, KDD ’17, (New York, NY, USA), p. 797–806, Association for Computing Machinery, 2017.
- [9] Z. Obermeyer, B. Powers, C. Vogeli, and S. Mullainathan, “Dissecting racial bias in an algorithm used to manage the health of populations,” *Science*, vol. 366, no. 6464, pp. 447–453, 2019.
- [10] A. Bose and W. Hamilton, “Compositional fairness constraints for graph embeddings,” in *Proceedings of the 36th International Conference on Machine Learning* (K. Chaudhuri and R. Salakhutdinov, eds.), vol. 97 of *Proceedings of Machine Learning Research*, pp. 715–724, PMLR, 09–15 Jun 2019.
- [11] A. Grover and J. Leskovec, “Node2vec: Scalable feature learning for networks,” in *Proceedings of the 22nd ACM SIGKDD International Conference on Knowledge Discovery and Data Mining*, KDD ’16, (New York, NY, USA), p. 855–864, Association for Computing Machinery, 2016.
- [12] P. Cui, X. Wang, J. Pei, and W. Zhu, “A survey on network embedding,” *IEEE Transactions on Knowledge and Data Engineering*, vol. 31, pp. 833–852, 2019.
- [13] M. M. Bronstein, J. Bruna, Y. LeCun, A. Szlam, and P. Vandergheynst, “Geometric deep learning: going beyond Euclidean data,” *IEEE Signal Process. Magazine*, vol. 34, no. 4, pp. 18–42, 2017.
- [14] Q. Huang, H. He, A. Singh, S.-N. Lim, and A. Benson, “Combining label propagation and simple models out-performs graph neural networks,” in *International Conference on Learning Representations*, 2021.
- [15] F. Karimi, M. Génois, C. Wagner, P. Singer, and M. Strohmaier, “Homophily influences ranking of minorities in social networks,” *Scientific Reports*, vol. 8, 07 2018.
- [16] N. Mehrabi, F. Morstatter, N. Saxena, K. Lerman, and A. Galstyan, “A survey on bias and fairness in machine learning,” *ArXiv*, vol. abs/1908.09635, 2019.
- [17] F. Masrour, T. Wilson, H. Yan, P.-N. Tan, and A. Esfahanian, “Bursting the filter bubble: Fairness-aware network link prediction,” *Proceedings of the AAAI Conference on Artificial Intelligence*, vol. 34, pp. 841–848, Apr. 2020.
- [18] M. Feldman, S. A. Friedler, J. Moeller, C. Scheidegger, and S. Venkatasubramanian, “Certifying and removing disparate impact,” in *Proceedings of the 21th ACM SIGKDD International Conference on Knowledge Discovery and Data Mining*, KDD ’15, (New York, NY, USA), p. 259–268, Association for Computing Machinery, 2015.
- [19] M. Buyl and T. De Bie, “DeBayes: a Bayesian method for debiasing network embeddings,” in *Proceedings of the 37th International Conference on Machine Learning* (H. D. III and A. Singh, eds.), vol. 119 of *Proceedings of Machine Learning Research*, pp. 1220–1229, PMLR, 13–18 Jul 2020.
- [20] A. Romei and S. Ruggieri, “A multidisciplinary survey on discrimination analysis,” *The Knowledge Engineering Review*, vol. 29, pp. 582 – 638, 2013.
- [21] T. Rahman, B. Surma, M. Backes, and Y. Zhang, “Fairwalk: Towards fair graph embedding,” in *Proceedings of the Twenty-Eighth International Joint Conference on Artificial Intelligence, IJCAI-19*, pp. 3289–3295, International Joint Conferences on Artificial Intelligence Organization, 7 2019.
- [22] P. Li, Y. Wang, H. Zhao, P. Hong, and H. Liu, “On dyadic fairness: Exploring and mitigating bias in graph connections,” in *International Conference on Learning Representations*, 2021.
- [23] B. Kang, J. Lijffijt, and T. D. Bie, “Conditional network embeddings,” in *International Conference on Learning Representations*, 2019.
- [24] T. N. Kipf and M. Welling, “Semi-supervised classification with graph convolutional networks,” in *International Conference on Learning Representations (ICLR)*, 2017.
- [25] D. Liben-Nowell and J. Kleinberg, “The link-prediction problem for social networks,” vol. 58, p. 1019–1031, May 2007.
- [26] T. N. Kipf and M. Welling, “Variational graph auto-encoders,” *NIPS Workshop on Bayesian Deep Learning*, 2016.
- [27] D. Bacciu, F. Errica, A. Micheli, and M. Podda, “A gentle introduction to deep learning for graphs,” *Neural Networks*, 2020.

- [28] Z. Zhang, P. Cui, and W. Zhu, "Deep learning on graphs: A survey," *IEEE Transactions on Knowledge and Data Engineering*, 2020.
- [29] Z. Wu, S. Pan, F. Chen, G. Long, C. Zhang, and S. Y. Philip, "A comprehensive survey on graph neural networks," *IEEE Transactions on Neural Networks and Learning Systems*, 2020.
- [30] B. Perozzi, R. Al-Rfou, and S. Skiena, "Deepwalk: Online learning of social representations," in *Proceedings of the 20th ACM SIGKDD International Conference on Knowledge Discovery and Data Mining, KDD '14*, (New York, NY, USA), p. 701–710, Association for Computing Machinery, 2014.
- [31] W. Jin, T. Derr, H. Liu, Y. Wang, S. Wang, Z. Liu, and J. Tang, "Self-supervised learning on graphs: Deep insights and new direction," *arXiv preprint arXiv:2006.10141*, 2020.
- [32] N. A. Saxena, K. Huang, E. DeFilippis, G. Radanovic, D. C. Parkes, and Y. Liu, "How do fairness definitions fare? examining public attitudes towards algorithmic definitions of fairness," in *Proceedings of the 2019 AAAI/ACM Conference on AI, Ethics, and Society, AIES '19*, (New York, NY, USA), p. 99–106, Association for Computing Machinery, 2019.
- [33] C. Dwork, M. Hardt, T. Pitassi, O. Reingold, and R. Zemel, "Fairness through awareness," in *Proceedings of the 3rd Innovations in Theoretical Computer Science Conference, ITCS '12*, (New York, NY, USA), p. 214–226, Association for Computing Machinery, 2012.
- [34] M. Hardt, E. Price, E. Price, and N. Srebro, "Equality of opportunity in supervised learning," in *Advances in Neural Information Processing Systems*, vol. 29, Curran Associates, Inc., 2016.
- [35] S. Bird, M. Dudík, R. Edgar, B. Horn, R. Lutz, V. Milan, M. Sameki, H. Wallach, and K. Walker, "Fairlearn: A toolkit for assessing and improving fairness in AI," Tech. Rep. MSR-TR-2020-32, Microsoft, May 2020.
- [36] D. P. Helmbold and P. M. Long, "On the inductive bias of dropout," *The Journal of Machine Learning Research*, vol. 16, no. 1, pp. 3403–3454, 2015.
- [37] S. L. Warner, "Randomized response: A survey technique for eliminating evasive answer bias," *Journal of the American Statistical Association*, vol. 60, no. 309, pp. 63–69, 1965. PMID: 12261830.
- [38] Y. Rong, W. Huang, T. Xu, and J. Huang, "Dropedge: Towards deep graph convolutional networks on node classification," in *International Conference on Learning Representations*, 2020.
- [39] F. Calmon, D. Wei, B. Vinzamuri, K. Natesan Ramamurthy, and K. R. Varshney, "Optimized pre-processing for discrimination prevention," in *Advances in Neural Information Processing Systems (I. Guyon, U. V. Luxburg, S. Bengio, H. Wallach, R. Fergus, S. Vishwanathan, and R. Garnett, eds.)*, vol. 30, Curran Associates, Inc., 2017.
- [40] P. Veličković, G. Cucurull, A. Casanova, A. Romero, P. Liò, and Y. Bengio, "Graph Attention Networks," *International Conference on Learning Representations*, 2018, accepted as poster.
- [41] I. Spinelli, S. Scardapane, and A. Uncini, "Adaptive propagation graph convolutional network," *IEEE Transactions on Neural Networks and Learning Systems*, pp. 1–6, 2020.
- [42] R. Zemel, Y. Wu, K. Swersky, T. Pitassi, and C. Dwork, "Learning fair representations," in *Proceedings of the 30th International Conference on International Conference on Machine Learning - Volume 28, ICML'13*, p. III–325–III–333, JMLR.org, 2013.
- [43] J. Tang, J. Zhang, L. Yao, J. Li, L. Zhang, and Z. Su, "Arnetminer: Extraction and mining of academic social networks," in *Proceedings of the 14th ACM SIGKDD International Conference on Knowledge Discovery and Data Mining, KDD '08*, (New York, NY, USA), p. 990–998, Association for Computing Machinery, 2008.
- [44] J. Leskovec and J. McAuley, "Learning to discover social circles in ego networks," in *Advances in Neural Information Processing Systems (F. Pereira, C. J. C. Burges, L. Bottou, and K. Q. Weinberger, eds.)*, vol. 25, Curran Associates, Inc., 2012.
- [45] D. Chen, Y. Lin, W. Li, P. Li, J. Zhou, and X. Sun, "Measuring and relieving the over-smoothing problem for graph neural networks from the topological view," *Proceedings of the AAAI Conference on Artificial Intelligence*, vol. 34, pp. 3438–3445, Apr. 2020.
- [46] E. Ceci and S. Barbarossa, "Graph signal processing in the presence of topology uncertainties," *IEEE Transactions on Signal Processing*, vol. 68, pp. 1558–1573, 2020.



Indro Spinelli received the master's degree in artificial intelligence and robotics in 2019 from the Sapienza University of Rome, Italy, where he is currently working toward the Ph.D. degree with the Department of Information Engineering, Electronics, and Telecommunications. His main research interests include graph deep learning and trustworthy machine learning for graph-structured data. Before joining the "Intelligent Signal Processing and Multimedia" (ISPAMM) group, his work focused on robotics perception (SLAM).



Simone Scardapane is currently an Assistant Professor with the Sapienza University of Rome, Italy, where he works on deep learning applied to audio, video, and graphs, and their application in distributed and decentralized environments. He has authored more than 70 articles in the fields of machine and deep learning. Dr. Scardapane is a member of the IEEE CIS Social Media Sub-Committee, IEEE Task Force on Reservoir Computing, of the "Machine learning in geodesy" joint study group of the International Association of Geodesy.

He is the Chair of the Statistical Pattern Recognition Techniques TC of the International Association for Pattern Recognition, and the chairman of the Italian Association for Machine Learning.



Amir Hussain is founding Director of the Centre of AI and Data Science at Edinburgh Napier University, UK. His research interests are cross-disciplinary and industry-led, aimed at developing cognitive data science and AI technologies, to engineer the smart and secure systems of tomorrow. He has (co)authored three international patents and nearly 500 publications, including around 200 journal papers, and over 20 Books/monographs. He has led major national, EU and internationally funded projects, and supervised over 30 PhD students to date. He is founding Chief Editor of Cognitive Computation journal (Springer Nature), and Springer Book Series on Socio-Affective Computing. Amongst other distinguished roles, he is a member of the UK Computing Research Committee (expert panel of the IET and the BCS), General Chair of IEEE WCCI 2020 (the world's largest IEEE CIS technical event in computational intelligence, comprising IJCNN, IEEE CEC and FUZZ-IEEE), and IEEE UK and Ireland Chapter Chair of the IEEE Industry Applications Society.



Aurelio Uncini (M'88) received the Laurea degree in Electronic Engineering from the University of Ancona, Italy, on 1983 and the Ph.D. degree in Electrical Engineering in 1994 from University of Bologna, Italy. Currently, he is Full Professor with the Department of Information Engineering, Electronics and Telecommunications, where he is teaching Neural Networks, Adaptive Algorithm for Signal Processing and Digital Audio Processing, and where he is the founder and director of the "Intelligent Signal Processing and Multimedia" (ISPAMM)

group. His present research interests include adaptive filters, adaptive audio and array processing, machine learning for signal processing, blind signal processing and multi-sensors data fusion. He is a member of the Institute of Electrical and Electronics Engineers (IEEE), of the Associazione Elettrotecnica ed Elettronica Italiana (AEI), of the International Neural Networks Society (INNS) and of the Società Italiana Reti Neuroniche (SIREN).