

Analysis of Legal Documents via Non-negative Matrix Factorization Methods

Ryan Budahazy¹, Lu Cheng², Yihuan Huang², Andrew Johnson³, Pengyu Li²,
Joshua Vendrow², Zhoutong Wu², Denali Molitor², Elizaveta Rebrova², Deanna Needell²

April 2, 2022

Abstract

The California Innocence Project (CIP), a clinical law school program aiming to free wrongfully convicted prisoners, evaluates thousands of mails containing new requests for assistance and corresponding case files. Processing and interpreting this large amount of information presents a significant challenge for CIP officials, which can be successfully aided by topic modeling techniques. In this paper, we apply Non-negative Matrix Factorization (NMF) method and implement various offshoots of it to the important and previously unstudied data set compiled by CIP. We identify underlying topics of existing case files and classify request files by crime type and case status (decision type). The results uncover the semantic structure of current case files and can provide CIP officials with a general understanding of newly received case files before further examinations. We also provide an exposition of popular variants of NMF with their experimental results and discuss the benefits and drawbacks of each variant through the real-world application.

1 Introduction

The California Innocence Project (CIP), founded in 1999, is a clinical law school program hosted by California Western School of Law. Its core mission is to free wrongfully convicted prisoners, with the additional goals of reforming the criminal justice system and training upcoming law students. Since its inception, it has freed over 30 people who were wrongly incarcerated in the past years.

After many years of operation, CIP has collected a significant quantity of unprocessed data. CIP receives approximately 1,500 new requests for assistance and over 4,000 pieces of digitized mail annually. This amount of information presents a challenge for the volunteers at CIP who manually process or classify these case files. At the same time, it also offers an opportunity for data analysis that can reveal important information for CIP to understand the cases themselves and help CIP to evaluate its own decision process in handling cases.

In this paper, we utilize Non-negative Matrix Factorization (NMF) method [8] and various offshoots of it to cluster CIP case files data and generate meaningful topics. Given that the nature of CIP data is mostly document based, after converting those documents (PDFs of handwriting) into texts, we can identify significant words that appear in those texts to form coherent lexical topics. Analyzing topics generated by each method allows us to answer various questions and address challenges that CIP has such as categorizing old case files, automating the categorization of incoming requests for assistance, and perhaps most importantly understanding why certain cases were chosen to pursue as opposed to others.

Classical NMF [8] helps us understand large amount of data by offering a low-rank representation of a data set. Semantic NMF [1] can take advantage of the hidden contextual and semantic meanings from a data set by training word-context dictionaries. Hierarchical NMF (HNMF) [4, 7, 15] can uncover the hierarchical structure of a data set at varying granularities by providing factorizations of the data set at many different ranks and identifying the relationship between the factorizations. Supervised NMF (SNMF) and semi-supervised NMF (SSNMF) [9] add a regularization term that utilizes class label information, the crime and decision type of each case, to form class-distinct topics and can also be used for classification.

¹ Department of Mathematics, Towson University, Towson, MD

² Department of Mathematics, University of California, Los Angeles, CA

³ Department of Mathematics, Baruch College, New York, NY

Email addresses: ryanbudahazy@gmail.com (Ryan Budahazy), lucheng@ucla.edu (Lu Cheng), charlotte0408@ucla.edu (Yihuan Huang), ajohnson0764@gmail.com (Andrew Johnson), erby1215@ucla.edu (Pengyu Li), jvendrow@math.ucla.edu (Joshua Vendrow), zhoutongwu@ucla.edu (Zhoutong Wu), dmolitor@math.ucla.edu (Dr. Denali Molitor), erebrova@lbl.gov (Prof. Elizaveta Rebrova), deanna@math.ucla.edu (Prof. Deanna Needell).

1.1 Contributions

In this paper, we utilize a variety of Non-negative Matrix Factorization methods in order to identify salient information within case files from the California Innocence Project. The main contributions of this paper are as follows:

- We investigate an important and previously unstudied data set of case files from the California Innocence Project, and provide a pre-processing pipeline that can be applied to similar types of data.
- We identify meaningful lexical topics within the CIP data set using various Non-negative Matrix Factorization methods that help us to uncover hidden semantic structure, and to predict the crime type and case status of unlabeled and new case files.
- We provide an exposition of popular variants of NMF, and analyze the experimental difference observed from applying these variants to a real-world data set.

1.2 Organization

In Section 2, we describe the data pre-processing steps and the construction of the CIP data matrix. In Section 3, relevant works and algorithms of various NMF methods are introduced for performing topic modeling and classification. Section 4 contains corresponding experimental results from the application and implementation of those methods, such as discovery of latent topics or classification accuracy. In the following Section 5, we compare and contrast different methods through the perspective of how each of their results can assist CIP officials. In Section 6, we discuss potential improvements and suggest some future directions.

2 Data

2.1 Description of the Data set

The raw data set consists of over 1,000 case files provided by CIP. All case files are stored as PDF documents. Each case contains documents such as letters, applications, questionnaires, and other legal instruments from a single inmate. In the paper, we analyze the content of 3 different documents for each case:

1. *Initial Letter*: The first document CIP receives from an inmate is an initial letter requesting assistance. Some of them are short and direct while others offer details of the case and the reason for their innocence. Analysis of these letters is important because they are the first document CIP screens.
2. *Appellant's Opening Brief (AOB)* : A document written by the appellant to argue for their innocence and explain the mistakes made by the court in their decision. This document contains important information about the facts and potential evidence of the case.
3. *Questionnaire* : To collect basic information, all inmates requesting help from CIP are required to fill out a standardized questionnaire. We use this questionnaire to identify labels such as convicted crime type.

After examining the documents in each case file, CIP officials split all case files into six decision types:

1. *Letters Requesting Assistance*: This type contains cases with only an initial letter.
2. *Cases for Consideration*: This type contains cases with sufficient information to begin a process of deciding whether to pursue the case.
3. *Cases for Investigation*: This type contains cases that have been through CIP's vetting process and are ready to be assigned to a clinic student for additional investigation.
4. *Cases to be Closed*: This type contains cases that CIP has determined do not warrant investigation.
5. *Unresponsive Files*: This type contains cases where the inmate become unresponsive.
6. *Cases we have won*: This type contains cases that have been pursued and won by CIP, meaning that the inmate's innocence has been proved before the court.

For our methods, we utilize information from the *Cases for Investigation* and *Cases to be Closed* two decision types. In total, *Cases for Investigation* has 55 cases with initial letters and 63 with AOBs. *Cases to be Closed* has 169 cases with initial letters and 214 with AOBs. There are 42 cases in *Cases for Investigation* and 93 cases in *Cases to be Closed* with both initial letters and AOBs.

2.2 Data Pre-Processing

Here we detail the pre-processing steps taken to convert the raw CIP data into a data matrix formatted as input into the methods described in Section 3.

Optical Character Recognition. All of our models require raw text as input, so we perform Optical Character Recognition (OCR) to extract text from the PDF documents, using Google Cloud’s Vision API. This task proves especially difficult for *Initial Letters* and the *Questionnaires*, which are all handwritten.

Spellchecking. Once documents are converted to raw text, we perform spellchecking using the `pyspellchecker` PyPi package. These errors are especially prevalent in the handwritten responses, where spelling errors can come from both mistakes by the writers of the text and the OCR process. We also perform basic cleaning such as removing all non-word characters.

Tf-idf. Following the works of [13] and [11], we apply term-frequency inverse document frequency (tf-idf) [14] to represent each document by a vectorized bag-of-words representation. Tf-idf is a numerical statistic that reflects the importance of a word to a document in a collection. For this bag-of-words representation, we also remove basic stopwords according to the NLTK English stopwords list [2], and remove names of inmates. Note that different methods use different tuning parameters to build tf-idf vocabulary and the parameters will be described in Section 4.

Data Labeling. In preparation for applying supervised models, we first extract the decision type for each case file, *Cases for Investigation* or *Cases to be Closed*. Secondly, we extract crime type from the corresponding *questionnaires* for each case file as its label information. We examine answers to the question in the questionnaire corresponding to each case, “List all of the crimes for which you are currently serving time, and where the conviction was entered”, and extract answers as crime type labels for each case correspondingly. Each case can be associated with one or more of the following crime types: *assault*, *drug*, *gang*, *kidnapping*, *murder*, *robbery*, *sexual*, *vandalism*, *manslaughter*, *theft*, *burglary* and *stalking*. Figure 1 shows the distribution for crime type in the *Cases for Investigation* type. We can see that the crime types in our data set are mainly violent crimes, such as murder.

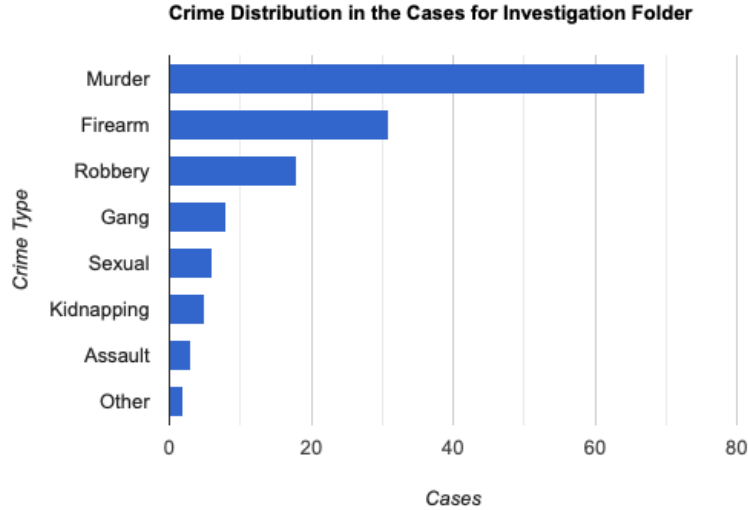


Figure (1) The distribution of convicted crime for cases within *Cases for Investigation* type.

3 Methods and Related Works

Non-negative Matrix Factorization (NMF) method was first introduced in [8] for semantic analysis of text documents and documents clustering; see also [5, 12, 16]. Since then, for various purpose of analyzing the data, many variants of NMF methods have been proposed. In this section, we review the functionality and algorithm details for those variants of NMF we applied or implemented to our data set. After the data pre-processing, we construct a data matrix in the form of $X = [x_1, x_2, \dots, x_n] \in \mathbb{R}_{\geq 0}^{d \times n}$, where d is the number of words in our vocabulary generated by tf-idf and n is the number of documents. Each entry X_{ij} is the tf-idf of the i^{th} word in the j^{th} document. We use the standard notation for the Frobenious matrix norm, $\|A\|_F^2 = \sum_{i,j} A_{i,j}^2$.

3.1 Non-negative Matrix Factorization (NMF)

Given a rank r , which also can be interpreted as the number of desired topics, the classical NMF method approximates and decomposes the matrix X into 2 low-rank non-negative matrices $W = [w_1, w_2, \dots, w_r] \in \mathbb{R}_{\geq 0}^{d \times r}$, the dictionary matrix, and $H = [h_1, h_2, \dots, h_n] \in \mathbb{R}_{\geq 0}^{r \times n}$, the coding matrix [8]. The matrices W and H can be found by solving the optimization problem:

$$\inf_{W \in \mathbb{R}_{\geq 0}^{d \times r}, H \in \mathbb{R}_{\geq 0}^{r \times n}} \|X - WH\|_F^2. \quad (1)$$

Each column of W , $w_i \in \mathbb{R}^d$, contains the weight for each word in the i^{th} topic and each column of H , $h_j \in \mathbb{R}^r$, contains the weight for each topic in the j^{th} document. By analyzing each w_i and h_j , we are able to represent each topic by its top weighted words as well as assign each document to its most related topic, namely the one with the largest corresponding weight.

3.2 Semantic NMF

Classical realizations of NMF use “bag-of-words” document representations that do not account for the sequential order in which words occur in documents, such as the tf-idf representation (Section 2.2), which could result in a significant loss of semantic contexts. Semantic NMF [1] was developed to overcome this shortcoming of using a “bag-of-words” representation in NMF. In order to avoid the loss, a word-context matrix $C \in \mathbb{R}_+^{d \times d}$ is computed such that each row i represents a word w_i in our vocabulary and each column j is the corresponding context word w_j . The value for each entry $c_{i,j}$ is obtained by counting the number of times the word pair (w_i, w_j) appeared in a l -length window among all the documents [1]. Semantic NMF leverages the semantic relationships between words and takes context into consideration by introducing a new matrix $M \in \mathbb{R}^{d \times d}$ which is known as the Shifted Positive Point-wise Mutual Information (SPPMI) matrix [10]. Each entry of the SPPMI matrix measures the connection between word w_i and its context word w_j with each entry given by:

$$m_{i,j} = \max\left\{\log\left(\frac{c_{i,j} \times c_{.,.}}{c_{i,.} \times c_{.,j}}\right) - \log(N), 0\right\}, \quad (2)$$

where $c_{.,.} = \sum_{j,j'} c_{j,j'}$, $c_{j,.} = \sum_{j'} c_{j,j'}$, and $c_{.,j} = \sum_i c_{i,j}$. $N \in \mathbb{R}$ is the constant controlling the shift, and on a small data set choosing N to be 5 is proven to perform well [6]. The matrices W and H can be found by solving the following optimization problem:

$$\inf_{W \in \mathbb{R}_{\geq 0}^{d \times r}, H \in \mathbb{R}_{\geq 0}^{r \times n}} \underbrace{\frac{1}{2} \|X - WH\|_F^2}_{\text{classical NMF}} + \underbrace{\frac{1}{2} \|M - WSW^T\|_F^2}_{\text{word embedding}}, \quad (3)$$

where the matrix $S \in \mathbb{R}_{\geq 0}^{r \times r}$ is a square symmetric matrix that offers additional degrees of freedom [12] and plays a key role when M is approximated and decomposed. The first term denoted as classical NMF captures how words form a document while the latter term denoted as word embedding captures the co-occurrence information between words [1]. The resulting W and H matrices can be interpreted in the same way for classical NMF, as described in the end of Section 3.1.

3.2.1 Semantic NMF with Keyword Highlighting

In order to encourage certain “important” words within our vocabulary to play a greater role in the factorization, we propose a method we refer to as *keyword highlighting* for encouraging *a priori* keywords to take part in the topic modeling. This simple method allows us to supervise the formation of topics relevant to the CIP, and uncover more hidden latent information in the data set that does not appear following a standard NMF. To perform keyword highlighting, the following tf-idf we choose a subset of words from the vocabulary, which correspond to rows in the data matrix X , and directly multiply these rows by a large constant factor. We find that when combining keyword highlighting with semantic NMF, we are able to form precise and meaningful topics that match the desired *a priori* keywords we wish to participate in the topic modeling.

3.3 Hierarchical NMF (HNMF)

Hierarchical NMF is an extension of NMF that seeks to elucidate hierarchical structure in a data set. Two classical versions of HNMF differ in how they reveal the hierarchical structure, top-down [7] and bottom-up

[4]. Top-down hierarchical NMF allows us to recursively split topics of a low granularity into topics of a larger granularity. On the other hand, bottom-up hierarchical NMF helps us identify topics of a lower granularity by combining together topics from the factorization of a larger granularity.

3.3.1 Top-down HNMF Algorithm

The top-down HNMF algorithm begins by performing classical NMF on the data matrix X using rank $r^{(1)}$

$$X \approx W^{(0)} H^{(0)}, \quad (4)$$

to obtain $r^{(1)}$ super-topics in the first layer with the dictionary matrix $W^{(0)}$ and the coding matrix $H^{(0)}$ of the first layer. According to the coding matrix $H^{(0)}$, columns of X are then split into sub-matrices $X_1^{(1)}, X_2^{(1)}, \dots, X_{r^{(1)}}^{(1)}$, each representing documents within a topic. Then, classical NMF is applied to each new matrix $X_1^{(1)}, X_2^{(1)}, \dots, X_{r^{(1)}}^{(1)}$

$$\begin{aligned} X_1^{(1)} &\approx W_1^{(1)} H_1^{(1)}, \\ X_2^{(1)} &\approx W_2^{(1)} H_2^{(1)}, \\ &\vdots \\ X_{r^{(1)}}^{(1)} &\approx W_{r^{(1)}}^{(1)} H_{r^{(1)}}^{(1)}, \end{aligned} \quad (5)$$

to obtain corresponding dictionary and coding matrices of the second layer. The $(i+1)^{th}$ layer can be built by repeating this process for $X_{r^{(i)}}^{(i)}$, where $r^{(i)}$ is the rank of matrix $W_{r^{(i)}}^{(i)}$.

3.3.2 Bottom-up HNMF Algorithm

Given a series of ranks $k^{(0)}, k^{(1)}, \dots, k^{(\mathcal{L}-1)}$, the bottom-up HNMF provides a factorization at each of the \mathcal{L} ranks, and by relating the topics provided at each rank we can understand how sub-topics combine into super-topics. To perform bottom-up HNMF for \mathcal{L} layers, we factor the data matrix as

$$\begin{aligned} X &\approx W^{(0)} H^{(0)}, \\ X &\approx W^{(0)} W^{(1)} H^{(1)}, \\ &\vdots \\ X &\approx W^{(0)} W^{(1)} \dots W^{(\mathcal{L})} H^{(\mathcal{L})}. \end{aligned} \quad (6)$$

where $W^{(i)}$ represents the how the sub-topics at layer i collect into the super-topics at layer $i+1$.

3.4 Supervised NMF and Semi-supervised NMF

The semi-supervised NMF method (SSNMF) and supervised NMF (SNMF) incorporate information from known class labels into NMF in order to predict unknown labels, taking advantage of the topic information discovered by NMF [9]. Given the data matrix X , the associated class label matrix is defined as $Y = [y_1, \dots, y_n] \in \mathbb{R}_{\geq 0}^{p \times n}$, where p is number of classes and n is number of documents. Each column y_i is an encoding vector such that the j^{th} entry of y_i is 1 if the document i belongs to label class j , and otherwise is 0.

3.4.1 Supervised NMF

To perform supervised NMF, the data matrix X is partitioned into training data $X_{train} \in \mathbb{R}^{d \times m}$ and testing data $X_{test} \in \mathbb{R}^{d \times n-m}$ with corresponding label matrices $Y_{train} \in \mathbb{R}^{p \times m}$ and $Y_{test} \in \mathbb{R}^{p \times n-m}$, where m is the number of documents in the training data. The dictionary matrix W_{train} , coding matrix H_{train} , and label dictionary matrix B_{train} can be found by solving the optimization problem:

$$\inf_{W_{train} \in \mathbb{R}_{\geq 0}^{d \times r}, H_{train} \in \mathbb{R}_{\geq 0}^{r \times m}, B_{train} \in \mathbb{R}_{\geq 0}^{p \times r}} \|X_{train} - W_{train} H_{train}\|_F^2 + \lambda \|Y_{train} - B_{train} H_{train}\|_F^2, \quad (7)$$

where λ is a regularization parameter determining the importance of the supervised term. The resulting W_{train} and H_{train} matrices can be interpreted in the same way for classical NMF, as described in the end of Section 3.1 and matrix B_{train} can be interpreted as the dictionary matrix for the label matrix Y_{train} .

3.4.2 Semi-supervised NMF

Instead of partitioning the data matrix X into training data X_{train} and testing data X_{test} , semi-supervised NMF utilizes a masking matrix $L = [l_1, \dots, l_n] \in \mathbb{R}_+^{p \times n}$ to set some documents' label information as unknown and exclude the information from training the model. The masking matrix L is defined as

$$l_j = \begin{cases} \mathbf{1}_k, & \text{if the label of } x_j \text{ is known} \\ \mathbf{0}_k, & \text{otherwise} \end{cases} \quad (8)$$

where $\mathbf{1}_k = [1, \dots, 1]^T \in \mathbb{R}^p$ and $\mathbf{0}_k = [0, \dots, 0]^T \in \mathbb{R}^p$.

The dictionary matrix W , coding matrix H , and label dictionary matrix B can be found by solving the following optimization problem:

$$\inf_{W \in \mathbb{R}_{\geq 0}^{d \times r}, H \in \mathbb{R}_{\geq 0}^{r \times n}, B \in \mathbb{R}_{\geq 0}^{p \times r}} \|X - WH\|_F^2 + \lambda \|L \odot (Y - BH)\|_F^2, \quad (9)$$

where $A \odot B$ denotes the entry-wise multiplication between matrix A and B . The resulting W , H , and B matrices can be interpreted in the same way for supervised NMF. It is important to note that when semi-supervised NMF is used to predict the labels for the testing matrix, the information from the WH decomposition for the testing matrix is available, while it is not when supervised NMF is used to make such predictions. During the training, semi-supervised NMF takes X_{test} into consideration, while supervised NMF only focuses on X_{train} .

3.4.3 Labeling Accuracy Score

In general, both semi-supervised NMF and supervised NMF utilize a portion of the label matrix Y to reconstruct/predict the label information for the other portion. In semi-supervised NMF, the reconstructed portion of label matrix Y , namely Y' , can be found by:

$$Y' = (J_{p,n} - L) \odot (BH) \quad (10)$$

where $J_{p,n} \in \mathbb{R}^{p \times n}$ is an all-ones matrix. In supervised NMF, the reconstructed portion Y_{test} can be found by:

$$Y_{test} = B_{train} (W_{train}^T W_{train})^{-1} W_{train}^T X_{test}. \quad (11)$$

By comparing the label information in the reconstructed portion, Y' and Y_{test} , with the actual label of that portion, we design the following metrics to measure how successfully both models can predict/assign label information. We first set the largest element in each column of Y' and Y_{test} to be 1 and all other entries to be 0. This means that we only regard the most related class label as the label being predicted. A document's label prediction is regarded as successful if the predicted label matches one of the actual labels for that document. The Labeling Accuracy Score (LAS) is then defined and calculated as the percentage of total number of successful predictions divided by the total number of documents in testing data.

4 Results

In this section, we discuss the topics discovered by applying NMF from the `sklearn` package [3] and implementing semantic NMF, semantic NMF with keyword highlighting, and HNMF on the initial letters and AOBs. We also include visualizations of reconstructed crime type and decision type label matrices by SSNMF and SNMF as well as the corresponding Labeling Accuracy Scores.

4.1 Discovering Topics in Initial Letters

We first focus on discovering topics within the Initial Letter data set that combines all initial letters from both the *Cases for Investigation* and *Cases to be Closed* decision types. The number of topics (the rank for the factorization) is chosen experimentally based on which number yields the most coherent and consistent topics. When analyzing the Initial Letter data set, we empirically found that using a rank 7 factorization provides us with clear and diverse topics for all methods. We also build different vocabularies for different methods to optimize the topic results. The tf-idf vocabulary for classical NMF is created using tuning parameters "max_df=0.8" and "min_df=0.015" in the function "TfidfVectorizer"; the tf-idf vocabulary for semantic NMF is created using tuning parameters "max_df=0.8", "min_df=0.01", and "max_features=500"; the tf-idf vocabulary for hierarchical NMF is created using tuning parameters "max_df=0.8", "min_df=0.04".

4.1.1 Classical NMF

In Table 1, we display the topic keywords formed by classical NMF (Section 3.1) on the initial letters. Topic 1 is related to courtroom trial proceeding for each case. Analyzing documents in this topic can potentially identify cases whose initial letters contain more comprehensive basic information. Other interesting topics may be Topic 6 and 7, which include a collection of different types of evidence mentioned in the initial letters. Topic 6 describes police investigation that involves an eye witness and topic 7 contains information about physical evidence such as DNA or blood.

Topic 1	Topic 2	Topic 3	Topic 4	Topic 5	Topic 6	Topic 7
trial	help	que	said	would	witness	dna
evidence	need	por	told	like	police	blood
attorney	please	gracias	got	thank	suspect	apartment
jury	know	yo	get	send	trial	fact
defendant	innocence	eston	would	innocence	description	victim
testimony	crime	swedes	went	questionnaire	interview	items
judge	years	su	going	screening	also	profile
never	convicted	es	car	concern	said	done
sentence	prove	para	never	dear	gave	could
years	hello	mucha	asked	address	detective	detective

Table (1) The top 10 keywords learned by NMF on the initial letters from both categories

4.1.2 Semantic NMF

In Table 2, we display the topic keywords discovered by implementing semantic NMF (Section 3.2) on the Initial Letter data set. Those topics are hard to interpret due to the lack of a single focus in one topic or missing relevant information for understanding. For example, both Topic 5 and 7 describe shooting incidents. Topic 1 and 3 are related to signing different forms, indicated by keywords “signed” in Topic 1 and “petition” in Topic 3, yet the detailed information about those forms are not revealed under these topics. To address issues of lacking focus and low interpretability, we then highlight a set of keywords provided by CIP by increasing their weight by a factor of 1.5 in the data matrix X . The majority of highlighted keywords are related to physical evidence and the full set is attached in the Appendix A.1.

In Table 3, we display the topic keywords formed by semantic NMF with keyword highlighting (Section 3.2.1) on the Initial Letter data set. We find that the topic results are more specific when compared with semantic NMF without keyword highlighting. Though Topic 2 and 5 all focus on evidence, their keywords show that they are related to two different types of evidence, fingerprint and camera footage. Topic 5 can also be associated with traffic incidents.

Topic 1	Topic 2	Topic 3	Topic 4	Topic 5	Topic 6	Topic 7
pages	words	por	get	getting	written	hands
writ	writing	que	motion	incident	reports	told
reasonable	request	sentencing	like	shot	warrant	ther
serving	commit	july	program	entire	detective	shot
respectfully	arrested	yo	appointed	done	phone	innocence
ineffective	wrote	direction	prove	fiction	thats	body
informed	contacted	es	turn	police	yes	suppose
january	pay	expert	sending	knowledge	notice	decided
signed	preliminary	petition	lived	parents	knew	december
non	respond	looking	send	happened	sign	brother

Table (2) The top 10 keywords learned by semantic NMF on the initial letters from both categories

Topic 1	Topic 2	Topic 3	Topic 4	Topic 5	Topic 6	Topic 7
related	gringo	que	cdc	driving	tattoo	misconduct
villalobos	soon	yo	ba	camera	pages	ineffective
camarena	july	por	october	feet	list	claim
garage	sincerely	es	respectfully	cars	recovered	preliminary
cerberus	wrong	direction	appreciate	footage	began	transcript
believed	fingerprint	attention	inmate	beat	using	eyewitness
helped	obtain	expert	bless	women	previous	appellate
pulled	possible	attempted	helping	minutes	photo	statements
step	wrote	petition	began	according	strike	actual
members	however	detectives	hopes	completely	recording	bring

Table (3) The top 10 keywords learned by semantic NMF with keyword highlighting on the initial letters from both categories

4.1.3 HNMF

For both the top-down (Section 3.3.1) and bottom-up (Section 3.3.2) HNMFs, we begin from an initial factorization into 7 super-topics (rank 7). For top-down HNMF, each of the 7 super-topics in the first layer is split into three sub-topics. As a result, we discover a total of 21 sub-topics from the initial letters. In bottom-up HNMF, the seven-topic layer is regarded as the sub-topic layer, and 2 super-topic layers are built to combine the 7 sub-topics.

In Table 4, we display the topic keywords in each of the two layers formed by top-down HNMF on the Initial Letter data set. We can see that most top keywords associated with the first-layer super-topics are not evenly distributed into three sub-topics. Rather, they are clustered in one sub-topic. For example, important court-related keywords of Super-topic 1 all appear in Sub-topic 1 (“trial”, “evidence”, “testimony”).

In Tables 5 through 7, we display a three layer bottom-up HNMF on the Initial Letter data set with topic numbers 7, 5 and 3. We see that the hierarchical factorization combines topics in the first layer related to trial (Topic 1 through 3 of rank 7), and combines topics related to seeking assistance from CIP (Topic 5 and 6 of rank 7).

Primary Topics	Subtopic 1	Subtopic 2	Subtopic 3
Super-topic 1: trial, evidence, attorney, jury, testimony, defendant, filed, judge, sentence, never	trial, evidence, testimony, jury, witnesses, never, witness, attorney, testify, testified	filed, petition, review, trial, defendant, charges, areas, innocence, attorney, denied	years, crime, also, attorney, murder, could, help, sentence, would, transcripts
Super-topic 2: help, please, need, know, innocence, crime, years, convicted, hello, let	help, know, hello, innocence, crime, convicted, really, cip, please, sincerely	year, robbery, matter, need, prove, ano, evidence, sentence, years, concern	help, please, need, send, get, thank, waiting, innocent, bless, sa
Super-topic 3: que, por, es, direction, expert, petition, much, favor, sa, oct	que, por, direction, es, petition, favor, oct, much, done, sa	cd, ay, que, evidence, proof, presented, parole, video, bring, te	por, que, expert, mailed, november, cdc, legal, want, es, attorney
Super-topic 4: said, got, told, get, would, going, went, never, car, asked	told, said, attorney, asked, trial, would, police, car, going, wife	got, get, hoping, yrs, going, people, innocent, fight, went, change	guilty, would, could, report, help, know, innocence, like, evidence, also
Super-topic 5: would, thank, like, innocence, send, questionnaire, concern, screening, request, dear	innocence, conviction, te, please, write, evidence, sincerely, years, also, crime	provide, application, interested, concern, appreciated, thank, writing, currently, wanted, possible	would, like, send, questionnaire, thank, screening, concern, address, innocence, please
Super-topic 6: witness, police, suspect, interview, trial, description, said, also, crime, detective	witness, police, said, interview, also, trial, description, gave, murder, suspect	people, crime, que, te, ay, like, might, evidence, ther, cd	testified, trial, victim, officer, officers, attorney, said, count, told, filed
Super-topic 7: dna, blood, fact, done, stated, detective, could, also, items, victim	trial, also, attorney, te, conviction, evidence, crime, statement, shot, count	need, help, like, please, send, know, dear, thank, hear, october	dna, blood, fact, done, detective, victim, said, stated, know, could

Table (4) Topic keywords learned by Top-down HNMF on the initial letters from both categories

Topic 1	Topic 2	Topic 3	Topic 4	Topic 5	Topic 6	Topic 7
trial	dna	witness	said	help	would	que
evidence	blood	police	told	need	like	por
attorney	apartment	suspect	got	please	thank	gracias
jury	fact	trial	get	know	send	yo
defendant	items	description	would	innocence	innocence	eston
testimony	victim	interview	went	crime	questionnaire	swedes
judge	profile	also	going	years	screening	su
never	done	said	car	convicted	concern	es
sentence	could	gave	never	prove	dear	para
years	detective	detective	asked	hello	address	mucha

Table (5) The Top 10 topic keywords learned by the first layer of Bottom-up HNMF on the initial letters from both categories

Topic 1	Topic 2	Topic 3	Topic 4	Topic 5
trial	witness	help	would	que
evidence	said	need	like	por
attorney	told	please	thank	gracias
jury	got	know	send	yo
defendant	police	innocence	innocence	eston
never	also	years	questionnaire	swedes
testimony	get	crime	screening	su
judge	never	convicted	concern	es
sentence	dna	prove	dear	para
years	would	let	address	mucha

Table (6) The Top 10 topic keywords learned by the second layer of Bottom-up HNMF on the initial letters from both categories

Topic 1	Topic 2	Topic 3
trial	help	que
evidence	please	por
attorney	innocence	gracias
never	need	yo
witness	know	eston
said	thank	swedes
also	convicted	su
would	crime	es
jury	would	para
police	years	mucha

Table (7) The Top 10 topic keywords learned by the third layer of bottom-up HNMF on the initial letters from both categories

4.2 Discovering Topics in AOBs

We next focus on discovering topics within the AOB data set which combines all AOBs from both the *Cases for Investigation* and *Cases to be Closed* decision types. The topic number is set to 10 for all methods in this section since 10 as the topic number consistently gives us clear and diverse topics from the AOB data set. As the AOBs are typically longer than the initial letters, presumably containing more content, it makes sense to summarize more topics from AOBs. We also build different vocabularies for different methods to optimize the topic results. The tf-idf vocabularies for classical NMF and hierarchical NMF are created using the tuning parameters “max_df=0.8” and “min_df=0.04” in the function “TfidfVectorizer”; and the tf-idf vocabulary for semantic NMF is created using the tuning parameters “max_features = 700”.

4.2.1 Classical NMF

In Table 8, we display the topic keywords by classical NMF (Section 3.1) on the AOBs. We can see that most topics successfully capture one specific type of crime. For example, Topic 2 can be associated with illegal gang activities. Topic 3 can be associated with general murder cases; Topic 6 focuses on murder cases involving multiple accomplices; while Topic 8 is related to murder cases involving gun shooting. Topic 5 provides contextualizing information for cases involving sexual assaults and Topic 10 can be associated with burglary cases.

Topic 1	Topic 2	Topic 3	Topic 4	Topic 5	Topic 6	Topic 7	Topic 8	Topic 9	Topic 10
prosecutor	gang	murder	strike	sexual	murder	juror	car	suggestive	burglary
misconduct	members	manslaughter	enhancement	sex	accomplice	jurors	phone	witness	apartment
witness	member	passion	injury	rape	aider	prospective	detective	eyewitness	intent
prejudicial	expert	voluntary	felony	duress	abettor	misconduct	shooting	photo	mayhem
statements	shooting	heat	bodily	vagina	robbery	deliberations	apartment	lineup	residential
prejudice	crips	killing	robbery	touching	special	motion	murder	identifications	threat
admission	gangs	premeditation	discretion	lewd	intent	verdict	shot	shooting	instruction
prosecutorial	murder	malice	strikes	penis	abetting	dna	officer	photographic	felony
delay	enhancement	provocation	imposed	offenses	aiding	excused	going	suspect	burglaries
witnesses	car	deliberation	firearm	penetration	instruction	instruction	got	pack	unanimity

Table (8) The top 10 keywords learned by NMF on AOBs from both categories

4.2.2 Semantic NMF

In Table 9, we display the topic keywords by semantic NMF (Section 3.2) on AOBs. Those topics are hard to interpret due to the overlapping across multiple topics and the ambiguity of topic words. For example, Topic 1 and 10 can both be understood as court related, due to keywords “trial” and “evidence” in Topic 1 as well as “transcript” and “respondent” in Topic 10. And Topic 3 and 4 contain ambiguous keywords such as “object”, “generally”, “come”, or “going”, which provide little information for understanding. To address the overlapping and ambiguous topic issues, we increase the weights of a set of keywords provided by CIP by a half of their original weights. The full set of keywords is attached in the Appendix A.1.

In Table 10, we display the topic keywords by semantic NMF with keyword highlighting (Section 3.2.1) on AOBs. The result contains novel and diverse topics. Also, some of the highlighted keywords appear in those topics. For instance, in Topic 3 and 6, physical evidences such as bullet, DNA, and saliva that are

likely found at the scene are identified and clustered, which allows CIP to readily see for whom they can make a scientifically strong argument.

Topic 1	Topic 2	Topic 3	Topic 4	Topic 5	Topic 6	Topic 7	Topic 8	Topic 9	Topic 10
appellant	stopped	involving	going	primary	help	instruct	improper	member	transcript
people	identified	object	imprisonment	police	drove	plaintiff	perpetrator	anything	without
evidence	violent	minutes	imposed	photographs	verdicts	including	self	established	regarding
trial	past	mind	daughter	photo	however	imposed	including	instant	inadmissible
jury	introduced	propensity	passenger	never	including	might	actions	separate	proof
would	turned	plus	brief	next	asked	specifically	holding	establish	word
supra	arrived	generally	plaintiff	caliber	error	notice	accused	failure	respondent
murder	estrada	identity	acts	position	noted	asked	thus	verdict	present
also	gang	whether	timely	committing	certain	dated	honorable	discretion	plus
years	legal	come	answer	arguments	ibid	related	included	provides	victim

Table (9) The top 10 keywords learned by semantic NMF on the AOBs from both categories

Topic 1	Topic 2	Topic 3	Topic 4	Topic 5	Topic 6	Topic 7	Topic 8	Topic 9	Topic 10
appellant	snitch	caliber	semen	executed	saliva	ligature	notice	mixture	submitted
people	informant	fired	period	follows	sperm	around	timely	dna	certificate
evidence	lineup	bullet	caused	fully	dna	agreed	filed	least	authorities
trial	provides	recovered	might	addressed	inside	allegation	january	consistent	word
jury	shown	shots	exhibit	clerk	object	shot	amended	excluded	appealability
supra	photo	body	envelope	perjury	get	presented	february	blood	dated
would	simply	scene	injury	warrant	analysis	help	december	juror	document
murder	eyewitness	direction	document	envelope	reference	killed	judgment	recovered	respectfully
apartment	imprisonment	weapon	addressed	foregoing	taken	go	motion	ballistics	words
penal	photographs	feet	fully	february	apartment	talk	abstract	taken	statement

Table (10) The top 10 keywords learned by semantic NMF with keyword highlighting on the AOBs from both categories

4.2.3 HNMF

For both the top-down (Section 3.3.1) and bottom-up (Section 3.3.2) HNMFs, we begin from an initial factorization of rank 10. For top-down HNMF, each of the 10 super-topics in the first layer is split into three sub-topics. As a result, we discovered a total of 30 sub-topics from AOBs. While, in the bottom-up HNMF, the 10-topic layer is regarded as the sub-topic layer, where 2 super-topic layers are built to combine the 10 sub-topics subsequently.

In Table 11, we display the topic keywords in each of the 2 layers formed by top-down NMF on the AOBs. These topics and the hierarchical structure are interesting and meaningful to explore. Super-topic 3 concerning murder, for example, is split into 3 more specific sub-topics: the first concerning premeditated murder, the second concerning aiding and abetting, and the third concerning gang related murder. Super-topic 4 related to “burglary” is branched into 3 sub-topics, one involving specific charges, one describing case details, and the other specifying injuries.

In Tables 12 through 14 we display a three layer bottom-up HNMF on the AOBs with topic numbers 10, 4, and 2. The hierarchical factorization at the second layer combines the layer one topics related to murder (topics 1 through 3), burglary (topics 4 and 5), and some of the topics related to gangs and courtroom trials (topics 8 through 10). The third layer of hierarchical factorization then combines together topics at the second layer related to murder and burglary (topics 1 and 2).

Primary Topics	Subtopic 1	Subtopic 2	Subtopic 3
Super-topic 1: prosecutor, misconduct, prejudicial, witness, prejudice, admission, statements, uncharged, prosecutorial, probative	prosecutor, witness, misconduct, prejudicial, statements, prejudice, admission, discretion, burglary, robbery	gang, prosecutor, members, member, beer, expert, shooting, witness, attempted, officer	instruction, identity, eating, stabbed, tank, wearing, fight, scene, perpetrator, citation
Super-topic 2: gang, members, member, expert, shooting, crips, gangs, enhancement, car, territory	gang, member, members, shooting, expert, murder, crips, enhancement, gangs, prosecutor	sex, male, murder, car, dna, injury, shooting, trigger, robbery, september	gang, beer, trunk, expert, men, intent, car, attempted, members, attempt
Super-topic 3: murder, intent, aider, abettor, shooting, premeditation, degree, killing, attempted, premeditated	murder, premeditation, deliberation, killing, shooting, intent, attempted, premeditated, shot, finding	murder, aider, abettor, abetting, aiding, perpetrator, probable, instruction, car, intent	gang, expert, members, beer, intent, member, shooting, murder, prosecutor, tattoo
Super-topic 4: strike, enhancement, felony, burglary, injury, discretion, strikes, bodily, serious, robbery	strike, burglary, strikes, felony, convictions, discretion, threat, robbery, priors, serious	mayhem, instruction, unanimity, eating, beer, stabbed, identity, citation, injury, tank	injury, bodily, enhancement, strike, enhancements, year, felony, serious, assault, personally
Super-topic 5: sexual, sex, rape, duress, vagina, touching, lewd, penis, offenses, penetration	sex, sexual, rape, propensity, offenses, falsetta, molestation, penis, raped, admission	duress, lewd, sexual, penetration, touching, acts, vagina, touched, penis, occurred	lines, sexual, hearsay, aunt, abuse, spontaneous, expert, exam, testify, declarant
Super-topic 6: accomplice, robbery, corroboration, special, burglary, murder, statements, circumstance, instruction, conspiracy	accomplice, murder, corroboration, special, robbery, circumstance, apartment, statements, instruct, accomplices	gang, members, expert, threat, beer, member, attempted, shooting, car, witness	instruction, abuse, sexual, robbery, testify, strike, witnesses, sex, injury, discretion
Super-topic 7: juror, jurors, prospective, misconduct, deliberations, motion, verdict, dna, excused, shooting	sexual, abuse, injury, instruction, discretion, strike, bodily, robbery, probation, prosecutor	gang, members, member, vargas, shooting, murder, expert, car, beer, threat	juror, jurors, misconduct, prospective, shooting, prosecutor, eyewitness, motion, deliberations, photo
Super-topic 8: car, phone, detective, apartment, officer, shooting, shot, motion, going, plea	car, phone, murder, detective, apartment, shooting, shot, officer, robbery, going	vargas, suv, gang, car, blood, men, declaration, pants, bills, partner	probation, plea, report, request, unknown, per, conditions, violation, november, file
Super-topic 9: suggestive, witness, eyewitness, photo, lineup, shooting, identifications, photographic, suspect, pack	suggestive, witness, photo, eyewitness, pack, lineup, identifications, photographic, suspect, procedure	instruction, eating, stabbed, identity, tank, wearing, fight, scene, assailant, perpetrator	gang, expert, lineup, suggestive, beer, members, shooting, member, car, special
Super-topic 10: passion, manslaughter, heat, voluntary, instruction, provocation, self, instruct, lesser, murder	passion, manslaughter, heat, voluntary, murder, provocation, lesser, instruct, self, malice	instruction, injury, phone, prosecutor, robbery, strike, testify, bodily, weapon, dna	gang, threat, beer, expert, members, member, threats, attempted, car, associate

Table (11) The top 10 keywords learned by Top-down HNMF on the AOBs from both categories

Topic 1	Topic 2	Topic 3	Topic 4	Topic 5	Topic 6	Topic 7	Topic 8	Topic 9	Topic 10
murder	murder	car	burglary	strike	sexual	prosecutor	suggestive	juror	gang
manslaughter	accomplice	phone	apartment	enhancement	sex	misconduct	witness	jurors	members
passion	aider	detective	intent	injury	rape	witness	eyewitness	prospective	member
voluntary	abettor	shooting	mayhem	felony	duress	prejudicial	photo	misconduct	expert
heat	robbery	apartment	residential	bodily	vagina	statements	lineup	deliberations	shooting
killing	special	murder	threat	robbery	touching	prejudice	identifications	motion	crips
premeditation	intent	shot	instruction	discretion	lewd	admission	shooting	verdict	gangs
malice	abetting	officer	felony	strikes	penis	prosecutorial	photographic	dna	murder
provocation	aiding	going	burglaries	imposed	offenses	objection	suspect	excused	enhancement
deliberation	instruction	got	unanimity	firearm	penetration	errors	pack	instruction	car

Table (12) The top 10 topic keywords learned by the first layer of bottom-up HNMF on AOBs from both categories

Topic 1	Topic 2	Topic 3	Topic 4
murder	burglary	sexual	gang
car	strike	sex	members
shooting	felony	rape	member
phone	robbery	duress	shooting
shot	enhancement	prosecutor	expert
detective	apartment	vagina	prosecutor
instruction	intent	touching	juror
degree	convictions	lewd	murder
apartment	discretion	offenses	witness
killing	serious	penis	crips

Table (13) The top 10 topic keywords learned by the second layer of bottom-up HNMF on AOBs from both categories

Topic 1	Topic 2
murder	gang
car	members
shooting	member
instruction	shooting
prosecutor	expert
burglary	prosecutor
apartment	juror
phone	murder
robbery	witness
detective	crips

Table (14) The top 10 topic keywords learned by the third layer of bottom-up HNMF on AOBs from both categories

4.3 Classification

Besides investigating the hidden topics from the initial letters and the AOBs, we take advantage of the supervised nature of SNMF (Section 3.4.1) and SSNMF (Section 3.4.2) to solve questions raised by CIP officials related to classification. We train models to reconstruct decision type labels from initial letter data and crime type labels from AOB data. Labeling decision type can help determine whether a new case is worth pursuing by examining only the initial letters. In practice, if the predicted decision type for a case is “*Cases for Investigation*”, then this case may be worth pursuing because it is classified as similar to cases that are ready for additional investigation. Labeling crime type can provide an overall understanding of each case before officials take a closer investigation. For each of the following experiments, we calculate the average LAS score (3.4.3) over 10 trials with different training and testing data partitioned by 75% to 25% ratios to measure algorithms’ classification accuracy. For building the tf-idf vocabulary, we use the tuning parameters “max_df=0.8” and “min_df=0.2” in the function “TfidfVectorizer”.

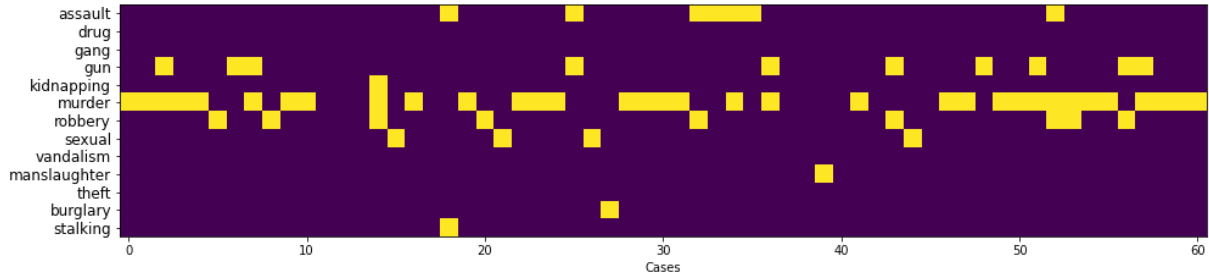
4.3.1 Decision Type Classification

In addition to constructing the training and testing data matrices, we manually create the corresponding decision type label matrices described as follows. Since one case can only belong to one decision type, for each case in the training or testing data, the corresponding column of the label matrix is either $[1, 0]^T$ to indicate that this case belongs to the *Cases for Investigation* type or $[0, 1]^T$ to indicate it belongs to *Cases to be closed*. The SNMF algorithm yields an average LAC score of 65% while the SSNMF algorithm yields an average LAC score of 55%. The higher rate in SNMF is counter-intuitive since SNMF incorporates fewer cases than SSNMF when training the model. However, the low LAC score of SSNMF can probably be explained by the fact that our training data set is small and adding more cases will lead to over-fitting issues.

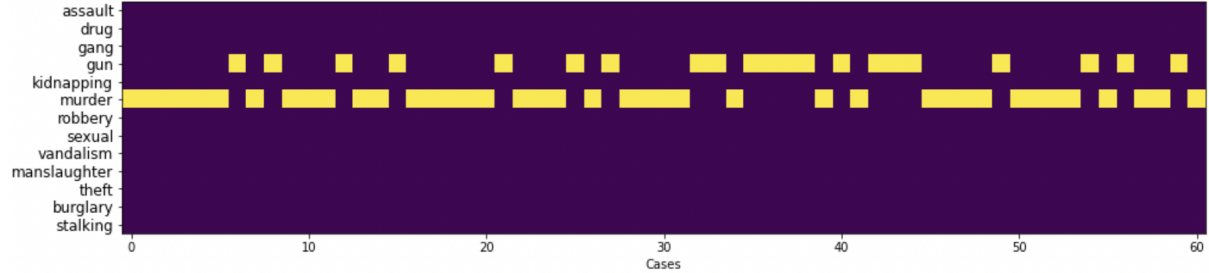
4.3.2 Crime Type Classification

We extract crime labels of each case as described in Section 2.2 and then implement both algorithms. SNMF algorithm results in an average LAC score of 92%, while the SSNMF algorithm yields an average LAC score of 91.8%. Both resulting label matrices are heavily centered towards the dominant labels with the less frequent labels having coefficients very close to 0. Overall, the two algorithms generate promising prediction rates for crime labels, but it can be possibly due to our highly biased data set towards the crime murder. To visualize

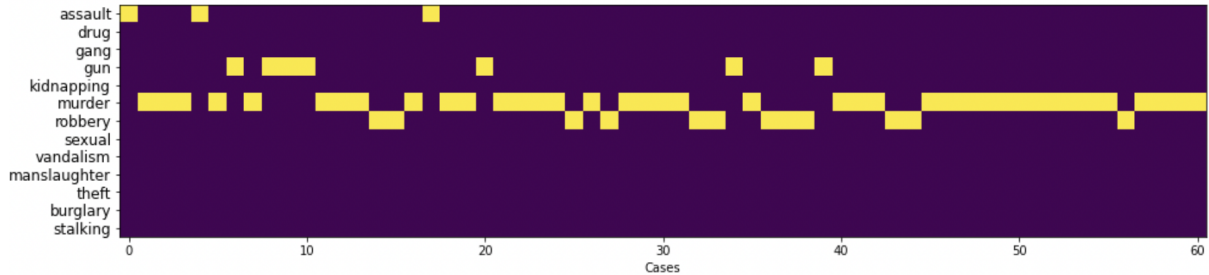
the results of crime type classification, Figure 2a shows the actual crime labels in the testing data. Figure 2b shows the reconstructed crime labels by SNMF, and Figure 2c shows the reconstructed crime labels by SSNMF.



(a) True crime labels for cases in testing data from both categories.



(b) Reconstructed crime labels for cases in testing data by SNMF from both categories.



(c) Reconstructed crime labels for cases in testing data by SSNMF from both categories.

Figure (2) Comparison of original labels and reconstructed ones. The yellow pixel indicates that the case is assigned to the corresponding crime label on the y-axis, while the dark purple pixel indicates that the case is not assigned.

5 Discussion

In this paper, we discover topics from the initial letters and AOBs provided by the California Innocence Project (CIP) through various Non-negative Matrix Factorization methods. We also reconstruct crime type and decision type labels for each case file using (semi)supervised Matrix Factorization methods.

In general, topics generated from the initial letters (discussed in Section 4.1) cover three major themes: seeking assistance, trial information, and evidence. Across all methods, we consistently observe a topic related to seeking assistance, which is the major purpose of the initial letters. Since the initial letters are the first documents CIP screens, besides expressing the idea of seeking assistance, an initial letter needs to contain information related to trials. Topic results generated from classical NMF are generally trial-related and thus can help CIP identify cases whose initial letters describe their trials comprehensively at first hand. Semantic NMF with keyword highlighting reveals topics related to evidence such as fingerprints and footage, which plays an important role in helping CIP identify those initial letters with sufficient physical evidence to prove innocence. Results from top-down and bottom-up HNMF reveal the hidden hierarchical structure, which can potentially help CIP specify or classify trial and evidence information. Identifying the trial information and the corresponding evidence, our analysis of initial letters offers CIP a brief overview of cases.

Topics generated from the AOBs (discussed in Section 4.2) cover two major themes: types of crime and

physical evidence. Topic results of classical NMF reveal the diversity of crime types in the AOB documents. Analyzing cases within those topics can potentially help CIP identify special cases belonging to multiple crime types. Top-down HNMF provides additional information and classification about one type of crime, while the bottom-up approach shows how certain crimes can be combined to form a more general category. Besides crime types, CIP also focuses on crucial facts and potential evidence stated in the AOB documents. Semantic NMF with keyword highlighting, by adding more weight on keywords related to physical evidence, generates topics covering various types of evidence. Combining both pieces of knowledge about crime types and physical evidence, those topics can help CIP decide whether they can prepare a scientifically strong argument for or against a case. While results from AOBs are very informative, results from initial letters are also valuable as they depict a general picture of cases from various perspectives such as trial information and evidence when CIP first screens them.

For both initial letters and AOBs, semantic NMF itself generates overlapping and hard-to-interpret topics. A potential explanation is that the extra contextual information semantic NMF adds to the topics does not provide additional information for understanding. However, its idea of capturing semantic information motivates us to propose a novel keyword highlighting version of semantic NMF. Through emphasizing important keywords (see A.1), this method encourages more topics related to evidence in both initial letters and AOBs, which can assist CIP’s decision-making.

Our second objective is to classify and predict the label of each case using (semi)supervised NMF (discussed in Section 4.3). We perform two classification tasks: the first one on initial letters deciding whether a case should go into investigation or be closed (decision type), and the second one on AOBs deciding the types of crime concerning the case (crime type). Our results have an average prediction accuracy score of 60% for the decision types and 90% for the crime types. The first classification helps simplify the screening process since CIP officials can first examine the cases that are classified to be similar to past cases that were investigated. The model trained for the second classification, with a higher accuracy score, can help CIP officials quickly discern the crime type for each case file when there is a large number of incoming case files.

6 Conclusion and Future Works

In this paper, we first provide an exposition of popular variants of NMF and then analyze the difference as well as similarity in results from applying and implementing those methods on the important and previously unstudied data set obtained from by CIP. We then identify the meaningful lexical topics, uncover hidden semantic structure, and predict the decision and crime type of unlabeled and new case files.

In the future, we hope to capture contextual phrases instead of a single word to increase the interpretability of the resulting topics. We can achieve this by utilizing n-grams instead of mono-grams when building tf-idf vocabularies. Since, some important keywords may be short phrases, applying n-grams can generate keyphrases so that potentially improve our model’s flexibility in capturing meaningful topics. We also wish to apply Non-negative Tensor Factorization methods to the CIP data to honor the often multidimensional structure of the data. For example, utilizing time information of each case can help CIP understand the distribution of cases chronologically. As CIP constantly receives new cases over time, we plan to update our topic clustering results utilizing information from those new cases via an online version of NMF.

Acknowledgments

The authors appreciate the support from UCLA Computational and Applied Math REU, NSF BIGDATA #1740325 and NSF DMS #2011140.

References

- [1] M. AILEM, A. SALAH, AND M. NADIF, *Non-negative matrix factorization meets word embedding*, in Proceedings of the 40th International ACM SIGIR Conference on Research and Development in Information Retrieval, 2017, pp. 1081–1084.
- [2] S. BIRD, E. KLEIN, AND E. LOPER, *Natural Language Processing with Python: Analyzing Text with the Natural Language Toolkit*, O’Reilly Media, Inc., 2009.
- [3] L. BUITINCK, G. LOUPPE, M. BLONDEL, F. PEDREGOSA, A. MUELLER, O. GRISEL, V. NICULAE, P. PRETTENHOFER, A. GRAMFORT, J. GROBLER, R. LAYTON, J. VANDERPLAS, A. JOLY, B. HOLT,

- AND G. VAROQUAUX, *API design for machine learning software: experiences from the scikit-learn project*, in ECML PKDD Workshop: Languages for Data Mining and Machine Learning, 2013, pp. 108–122.
- [4] M. GAO, J. HADDOCK, D. MOLITOR, D. NEEDELL, E. SADOVNIK, T. WILL, AND R. ZHANG, *Neural nonnegative matrix factorization for hierarchical multilayer topic modeling*, in 2019 IEEE 8th International Workshop on Computational Advances in Multi-Sensor Adaptive Processing (CAMSAP), IEEE, 2019, pp. 6–10.
 - [5] N. GILLIS, *The why and how of nonnegative matrix factorization*, arXiv:1401.5226 [cs, math, stat], (2014). arXiv: 1401.5226.
 - [6] K. KENYON-DEAN, *Word embedding algorithms as generalized low rank models and their canonical form*, 2019.
 - [7] D. KUANG AND H. PARK, *Fast rank-2 nonnegative matrix factorization for hierarchical document clustering*, in Proceedings of the 19th ACM SIGKDD international conference on Knowledge discovery and data mining, 2013, pp. 739–747.
 - [8] D. D. LEE AND H. S. SEUNG, *Learning the parts of objects by non-negative matrix factorization*, Nature, 401 (1999), pp. 788–791.
 - [9] H. LEE, J. YOO, AND S. CHOI, *Semi-Supervised Nonnegative Matrix Factorization*, IEEE Signal Processing Letters, 17 (2010), pp. 4–7.
 - [10] O. LEVY AND Y. GOLDBERG, *Neural word embedding as implicit matrix factorization*, in NIPS, 2014.
 - [11] J. LI, K. ZHANG, AND Q. FAN, *Keyword extraction based on tf-idf for chinese news document*, Wuhan University Journal of Natural Sciences, 12 (2007), pp. 917–921.
 - [12] T. LI AND C. DING, *The relationships among various nonnegative matrix factorization methods for clustering*, in Sixth International Conference on Data Mining (ICDM’06), 2006, pp. 362–371.
 - [13] J. RAMOS, *Using tf-idf to determine word relevance in document queries*, in Proceedings of the first instructional conference on machine learning, vol. 242, New Jersey, USA, 2003, pp. 133–142.
 - [14] G. SALTON AND C. BUCKLEY, *Term-weighting approaches in automatic text retrieval*, Information Processing & Management, 24 (1988), pp. 513–523.
 - [15] D. TU, L. CHEN, M. LV, H. SHI, AND G. CHEN, *Hierarchical online nmf for detecting and tracking topic hierarchies in a text stream*, Pattern Recognition, 76 (2018), pp. 203–214.
 - [16] W. XU, X. LIU, AND Y. GONG, *Document clustering based on non-negative matrix factorization*, in Proceedings of the 26th annual international ACM SIGIR conference on Research and development in informaion retrieval, 2003, pp. 267–273.

A Appendix

A.1 Highlighted Keywords

eyewitness, microscopy, shaken baby syndronme, sbs, abusive head trauma, aht, false confession, coerced confession, rampart, comparative bullet lead analysis, cbala, tool mark, toolmark, tread mark comparison, tread mark analysis, fiber comparison, impression comparison, impression analysis, arson, ballistics, blood splatter, handwriting comparison, informat, snitch, strangle, ligature, sodomy, sexual assault, intercourse, digital penetration, penetration by a foreign object, saliva, semen, sperm, amylase, seminal fluid, duct tape, bindings, mixture, bite mark, bitemark, fingerprint, fingernail scrapings, shell casing, blood type