

# Reachability in Vector Addition Systems is Ackermann-complete

Wojciech Czerwiński ✉ 

University of Warsaw

Łukasz Orlikowski ✉

University of Warsaw

---

## Abstract

Vector Addition Systems and equivalent Petri nets are a well established models of concurrency. The central algorithmic problem for Vector Addition Systems with a long research history is the reachability problem asking whether there exists a run from one given configuration to another. We settle its complexity to be Ackermann-complete thus closing the problem open for 45 years. In particular we prove that the problem is  $\mathcal{F}_k$ -hard for Vector Addition Systems with States in dimension  $6k$ , where  $\mathcal{F}_k$  is the  $k$ -th complexity class from the hierarchy of fast-growing complexity classes.

**2012 ACM Subject Classification** Theory of computation → Parallel computing models

**Keywords and phrases** Petri nets, vector addition systems, reachability problem

**Digital Object Identifier** 10.4230/LIPIcs...

## 1 Introduction

The model of Vector Addition Systems (VASes) is a fundamental computation model well suited to model concurrent phenomena. Together with essentially equivalent Petri nets it is long studied and has numerous applications in modelling and analysis of computer systems and natural processes. The central algorithmic problem for VASes is the reachability problem, which asks whether there exists a run from one given configuration to another. The reachability problem has a long research history. In 1976 it was shown to be ExpSpace-hard by Lipton [12]. Decidability of the reachability problem was first proven by Mayr in 1981 [13]. The construction was simplified later by Kosaraju [7] and Lambert [8]. Their approach was to use an equivalent model of VAS with states (VASS) and in certain situations, when the answer to the problem is not clear use a nontrivial decomposition of the system into simpler ones. This technique is called the KLM decomposition after the names of its three inventors. Despite a substantial effort of the community for a long time there was no known upper complexity bound for the VASS reachability problem. There were however important results in the special cases when the dimension is fixed. Haase et al. shown an NP-completeness of the problem in binary encoded one-dimensional VASSes [5]. In dimension one the reachability problem for unary encoded VASSes is trivially NL-complete. In 2015 Blondin et al. have shown that the reachability problem for two-dimensional VASSes is PSpace-complete in the case when transitions are encoded in binary [1]. Further improvement came soon after that, a year later Englert et al. proved that the same problem in the case of unary encodings of transitions is NL-complete [4].

In 2015 Leroux and Schmitz have obtained the first upper complexity bound for the reachability problem proving that it belongs to the cubic-Ackermannian complexity class denoted also  $\mathcal{F}_{\omega^3}$  [10]. The same authors have improved their result recently in 2019 showing that the problem can be solved in the Ackermann complexity class (denoted  $\mathcal{F}_{\omega}$ ) [11]. They have actually shown that the reachability problem for  $k$ -dimensional VASSes (denoted  $k$ -VASSes) can be solved in the complexity class  $\mathcal{F}_{k+4}$ , where  $\mathcal{F}_i$  is the hierarchy of complexity



© Wojciech Czerwiński and Łukasz Orlikowski;  
licensed under Creative Commons License CC-BY 4.0

Leibniz International Proceedings in Informatics

LIPICs Schloss Dagstuhl – Leibniz-Zentrum für Informatik, Dagstuhl Publishing, Germany

classes related to the hierarchy of fast-growing functions  $F_i$ . In the meanwhile in [2] it was shown that the reachability problem is Tower-hard, recall that  $\text{Tower} = \mathcal{F}_3$ . Thus the complexity gap was decreased to the gap between Tower and Ackermann complexity classes.

## Our contribution

In this paper we close the above mentioned complexity gap. Our main result is actually a more detailed hardness result, which depends on the dimension of the input VASS.

► **Theorem 1.** *For each  $k \geq 3$  the reachability problem for  $6k$ -VASSes is  $\mathcal{F}_k$ -hard.*

In particular the reachability problem for 18-VASSes is Tower-hard, as  $\text{Tower} = \mathcal{F}_3$ . An immediate consequence of Theorem 1 is that reachability problem for VASSes is Ackermann-hard. Together with [11] it implies the following.

► **Corollary 2.** *The VASS reachability problem is Ackermann-complete.*

Very recently Jérôme Leroux independently has shown Ackermann-hardness of the VASS reachability problem [9]. He uses techniques, which are very different from the ones presented in our paper.

## Organisation of the paper

In Section 2 we introduce preliminary notions. Next, in Section 3 we present known approach to the problem, introduce technical notions necessary to show our result and formulate the main technical Lemma 7. In Section 3 however we almost do not introduce novel ideas, which allowed us to show the present result. In Section 4 we present the main technique, which led to our result, namely the technique of performing many zero-tests by using only one additional counter. We also present there two examples of application of this technique. The examples are not necessary to understand the main construction, but are interesting in their own and introduce mildly the new technique. In Section 5 we prove the main technical result, namely the Lemma 7. Finally, in Section 6 we present possible future research directions.

## 2 Preliminaries

### Basic notions

For  $a, b \in \mathbb{N}$ ,  $b \geq a$  we write  $[a, b]$  for the set  $\{a, a + 1, \dots, b - 1, b\}$ . For a vector  $v \in \mathbb{Z}^d$  and  $i \in [1, d]$  we write  $v[i]$  for the  $i$ -th entry of  $v$ . For a vector  $v \in \mathbb{Z}^d$  and the set of indices  $S \subseteq [1, d]$  and by  $v[S] \in \mathbb{Z}^{|S|}$  we denote vector  $v$  restricted to the indices in  $S$ . By  $0^d$  we represent the  $d$ -dimensional vector with all entries being 0.

### Vector Addition Systems

A  $d$ -dimensional Vector Addition System with States ( $d$ -VASS) consists of a finite set of states  $Q$  and a finite set of transitions  $T \subseteq Q \times \mathbb{Z}^d \times Q$ . Configuration of a VASS is a pair  $(q, v) \in Q \times \mathbb{N}^d$ , usually written  $q(v)$ . We write  $\text{Conf} = Q \times \mathbb{N}^d$ . Transition  $(p, t, q) \in T$  can be fired in the configuration  $r(v) \in \text{Conf}$  if  $p = r$  and  $v + t \in \mathbb{N}^d$ . Then we write  $p(v) \xrightarrow{(p,t,q)} q(v+t)$ . The effect of transition  $(p, t, q)$  is a vector  $t \in \mathbb{N}^d$ , we write  $\text{eff}((p, t, q)) = t$ . A sequence of triples  $\rho = (c_1, t_1, c'_1), (c_2, t_2, c'_2), \dots, (c_n, t_n, c'_n) \in \text{Conf} \times T \times \text{Conf}$  is a run of VASS  $V = (Q, T)$  if for all  $i \in [1, n]$  we have  $c_i \xrightarrow{t_i} c'_i$  and for all  $i \in [1, n - 1]$  we have  $c'_i = c_{i+1}$ . We extend naturally the definition of the effect to runs,  $\text{eff}(\rho) = t_1 + \dots + t_n$ . Such a run  $\rho$  is



said to be *from* the configuration  $c_1$  *to* the configuration  $c'_n$ . We write then  $c_1 \xrightarrow{\rho} c'_n$  slightly overloading the notation or simply  $c_1 \longrightarrow c'_n$  if there is some  $\rho$  such that  $c_1 \xrightarrow{\rho} c'_n$ . We also say then that the configuration  $c_1$  *reaches* the configuration  $c'_n$  or  $c'_n$  *is reachable from*  $c_1$ . By  $\text{REACH}(\text{src}, V) = \{c \mid \text{src} \longrightarrow c\}$  we denote the set of all the configurations reachable from configuration  $\text{src}$  and we call it the *reachability set*. We also write simply  $\text{REACH}(\text{src})$  if VASS  $V$  is clear from the context. The following problem is the main focus of this paper.

### Reachability problem for VASSes

**Input** A VASS  $V$  and two its configurations  $\text{src}$ ,  $\text{trg}$

**Question** Does  $\text{src} \longrightarrow \text{trg}$  in  $V$ ?

The size of VASS  $V$ , denoted  $\text{SIZE}(V)$ , is the total number of bits needed to represent states and transitions of  $V$ . A Vector Addition System (VAS) is a VASS with only one state (thus the state can be ignored). It is a folklore that reachability problems for VASSes and for VASes are interreducible in polynomial time, therefore one can wlog. focus on one of them. In this paper we decide to work with VASSes as they form a more robust model.

### Counter programs

We often work with VASSes which have a special sequential form: each run of such a VASS performs first some sequence of operations, then some other sequence of operations etc. Such VASSes can be very conveniently described as counter programs. Counter program is a sequence of instructions, each one being either the counter values modifications of the form  $x_1 += a_1 \quad \dots \quad x_d += a_d$  or a loop of the form

```
1: loop
2:   P
```

where  $P$  is another counter program. Such a counter program with  $k$  instructions and  $d$  counters  $x_1, \dots, x_d$  represents a  $d$ -VASS  $V$  with states  $q_1, \dots, q_k, q_{k+1}$  (and some other ones) such that:

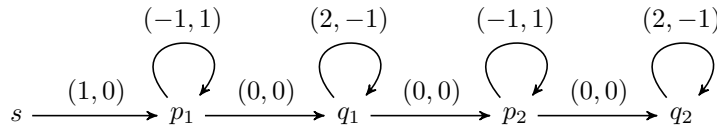
- there are two distinguished states of  $V$ , the state  $q_1$  called the *source* state of  $V$  and the state  $q_{k+1}$  called the *target* state of  $V$ ;
- if the  $i$ -th instruction is of the form  $x_1 += a_1 \quad \dots \quad x_d += a_d$  then in  $V$  there is a transition  $q_i \xrightarrow{v} q_{i+1}$  where  $v[j] = a_j$  if  $x_j += a_j$  is listed in the sequence of increments and  $v[j] = 0$  otherwise;
- if the  $i$ -th instruction is the loop with body equal to counter program  $P$  then in  $V$  there are transitions  $q_i \xrightarrow{0^d} \text{src}_P$  and  $\text{trg}_P \xrightarrow{0^d} q_i$  where  $\text{src}_P$  and  $\text{trg}_P$  are source and target states of VASS  $V_P$  represented by program  $P$
- if the  $i$ -th instruction is the loop then in  $V$  there is a transition  $q_i \xrightarrow{0^d} q_{i+1}$ .

► **Example 3.** The following counter program

```
1: x += 1
2: loop
3:   x -= 1   y += 1
4: loop
5:   x += 2   y -= 1
6: loop
7:   x -= 1   y += 1
8: loop
9:   x += 2   y -= 1
```



represents the 2-VASS presented below, state names are chosen arbitrary. Notice that in the program there are five instructions: line 1 and loops in lines 2-3, 4-5, 6-7 and 8-9, so the corresponding VASS has five states and can be depicted as follows.



We often use macro **for**  $i := 1$  **to**  $n$  **do**, by which we represent just the counter program in which the body of the for-loop is repeated  $n$  times. We do not allow for the use of valuable  $i$  inside the for-loop.

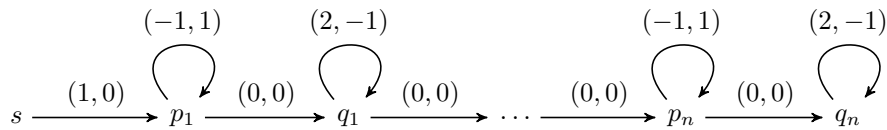
► **Example 4.** The following counter program uses the macro **for**. For  $n = 2$  it is equivalent to the above example.

```

1: x += 1
2: for i := 1 to n do
3:   loop
4:     x -= 1   y += 1
5:   loop
6:     x += 2   y -= 1

```

The counter program represents the following 2-VASS.



For a counter program  $V$  we write  $u_{\text{in}} \xrightarrow{V} u_{\text{out}}$  if there is a run of  $V$  starting in counter valuation  $u_{\text{in}}$  and finishing in counter valuation  $u_{\text{out}}$ .

### Fast growing functions and its complexity classes

We introduce here a hierarchy of fast growing functions and the corresponding complexity classes. There are many known variants of the definition of the fast growing function hierarchy. Notice however, that the definition of the corresponding complexity classes  $\mathcal{F}_i$  is robust and does not depend on the small changes in the definitions of the fast growing hierarchy (for the robustness argument see [14, Section 4]).

Let  $F_1(n) = 2n$  and let  $F_k(n) = \underbrace{F_{k-1} \circ \dots \circ F_{k-1}}_n(1)$  for any  $k > 1$ . Therefore we have  $F_2(n) = 2^n$  and  $F_3(n) = \underbrace{2^{2^{\dots^2}}}_n = \text{Tower}(n)$ . We define the Ackermann function as  $A(n) = F_n(n)$ . We often also say that Ackermann function is the function  $F_\omega$  from the fast growing hierarchy.

Based on functions  $F_k$  we define complexity classes  $\mathcal{F}_k$  also following definitions in [14]. The complexity class  $\mathcal{F}_k$  contains all the problems, which can be solved in time  $f \circ g$ , where  $g \in F_k$  and  $f$  belongs to  $F_{k-1}$  closed under composition and limited primitive recursion. The idea is that problems in  $\mathcal{F}_k$  can be solved by some easier-then- $F_k$  reduction to an  $F_{k-1}$ -solvable problem. For example the class  $\mathcal{F}_3$ , also called Tower, contains all the problems, which can be solved in the time  $\text{Tower}(n)$ , but also for example those, which can be solved in

time  $\text{Tower}(2^{2^n})$ , as  $\text{Tower}(2^{2^n}) = \text{Tower}(n) \circ 2^{2^n}$ . It is well known that complexity classes  $\mathcal{F}_k$  have natural complete problems connected with counter automata, which we formulate precisely in Section 3.

### 3 Outline

Here we outline the proof of our main result, Theorem 1. We introduce gradually intuitions, which led us to this contribution.

#### Counter automata and $\mathcal{F}_k$ -hardness

We follow some of the ideas of the previous lower bound result showing Tower-hardness [2]. In particular we reduce from a similar problem related to counter automata. Counter automata are extensions of VASSes in which transitions may have an additional condition that they are fired only if certain counter is equal to exactly zero. Such transitions are called *zero-tests*. We say that a run of counter automaton is *accepting* if it starts in the distinguished initial state with all counters equal to zero and finishes in distinguished accepting state also with all counters equal to zero. A run is  $N$ -bounded if all the counters along this run have values not exceeding  $N$ . It is a folklore that the following problem is  $\mathcal{F}_k$ -hard for  $k \geq 3$  (for a similar problem see [14, Section 2.3.2]):

##### $F_k$ -reachability for counter automaton

**Input** Three-counter automaton  $\mathcal{A}$ , number  $n \in \mathbb{N}$

**Question** Does  $\mathcal{A}$  have an  $F_k(n)$ -bounded accepting run?

Our aim is to provide a polynomial time reduction, which for each  $k \geq 3$ , automaton  $\mathcal{A}$  and number  $n \in \mathbb{N}$  constructs a  $6k$ -VASS together with source and target configurations  $s$  and  $t$  such that  $s \rightarrow t$  iff  $\mathcal{A}$  has an  $F_k(n)$ -bounded accepting run. This will finish the proof of Theorem 1.

#### Multiplication triples

As suggested above the main challenge in showing  $\mathcal{F}_k$ -hardness is the need to simulate  $F_k(n)$ -bounded counters and provide zero-tests for them. We first recall an idea from [2] which reduces the problem to constructing three counters with appropriate properties. On an intuitive level the argument proceeds as follows. Assume a machine (in our case VASS) has access to triples of the form  $(M, y, My)$ . Then it can use them to perform exactly  $y$  sequences of actions, whatever these actions exactly are, and in each sequence perform exactly  $M$  actions. The idea is that in each sequence VASS decreases the second counter by one therefore assuring that the number of sequences is exactly  $y$ . It uses the first counter to assure that in each sequence the number of actions is at most  $M$ . During each action the third counter is decreased by one, thus each sequence of actions decreases the third counter by at most  $M$ . Therefore  $y$  sequences of actions can decrease the third counter maximally by  $My$  and moreover if this counter was decreased by exactly  $My$  it means that in every sequence exactly the maximal possible number  $M$  of actions was performed. Thus by checking at the end of the whole process whether the second and the third counters are equal to zero we check whether there were exactly  $y$  sequences and in all the sequences there were exactly  $M$  actions. Below we exploit this idea roughly speaking for simulating zero-tests on counters which are bounded by some value  $M$  an arbitrary number  $y$  of times. So typically in our application  $M$  will be bounded and  $y$  is a guessed arbitrarily big number. We also explain



below more precisely what kind of VASS we need to prove the  $\mathcal{F}_k$ -hardness of the reachability problem.

We say that a  $(d+3)$ -VASS  $V$  for  $d \geq 0$  together with its initial configuration  $c$ , accepting state  $q$  and a test-counter  $t \in [1, d]$  is an  $M$ -generator if:

- all the configurations of the form  $q(x, y, z, v)$  with  $v \in \mathbb{N}^d$  such that  $v[t] = 0$  in the set  $\text{REACH}(c, V)$  fulfil  $v = 0^d$ ,  $x = M$  and  $z = My$ ;
- for each  $y \in \mathbb{N}$  we have  $q(M, y, My, 0^d) \in \text{REACH}(c, V)$ .

We call the counters  $x, y, z$  the *output counters*. In other words an  $M$ -generator generates triples  $(x, y, z)$  on its output counters such that we are guaranteed that they are of the form  $(M, y, My)$  and moreover each such triple can be generated. We also say briefly that  $(V, c, q, t)$  is an  $M$ -generator.

The following lemma shows that it is enough to focus on the construction of  $M$ -generators, as they allow for simulation of  $M$ -bounded counters. The same idea and a similar statement was already present in [2], but we prove the lemma in order to be self-contained.

► **Lemma 5.** *For any  $d$ -VASS  $(V, s, q, t)$  with  $d \geq 9$ , which is an  $M$ -generator, and a three-counter automaton  $\mathcal{A}$  one can construct in polynomial time a  $d$ -VASS  $V_{\mathcal{A}}$  with configurations  $\text{src}$  and  $\text{trg}$  such that  $\text{src} \rightarrow \text{trg}$  iff  $\mathcal{A}$  has an  $M$ -bounded accepting run.*

**Proof.** The construction of the  $d$ -VASS  $V_{\mathcal{A}}$  proceeds as follows. We first run the  $d$ -VASS  $(V, s, q, t)$ , which outputs a triple  $(c_1, c_2, c_3, 0^{d-3})$  under the condition that the test counter equals zero. In the rest of the run we do not modify the test counter in order to assure (by setting  $\text{trg}[t] = 0$ ) that indeed this test counter equals zero at output of  $V$ . We need to simulate three counters of automaton  $\mathcal{A}$ , say counters  $x, y$  and  $z$ . In order to assure that each run of  $V_{\mathcal{A}}$  corresponds to an  $M$ -bounded run of  $\mathcal{A}$  we add for each counter  $c$  another counter  $\bar{c}$  such that at any time after an initialisation phase it holds  $c + \bar{c} = M$ . We will use the counters  $c_1, c_4$  and  $c_5$  to simulate counters  $x, y$  and  $z$ , respectively and the counters  $c_6, c_7$  and  $c_8$  to simulate counters  $\bar{x}, \bar{y}$  and  $\bar{z}$ , respectively. We thus need to set  $c_6 = c_7 = c_8 = M$  in the initialisation phase, which is realised by the following program fragment

```

1:  $c_2 \text{ -- } 1$ 
2: loop
3:    $c_1 \text{ -- } 1$     $c_3 \text{ -- } 1$     $c_6 \text{ += } 1$     $c_7 \text{ += } 1$     $c_8 \text{ += } 1$ 

```

Counter  $c_2$  is decreased here by 1, while counter  $c_3$  is decreased by at most value of  $c_1$ , which is  $M$ . As explained before the only option for counter  $c_3$  to reach value 0 at the end of the run is to match each decrease of  $c_2$  by 1 by a decrease by  $M$ . Therefore we are guaranteed that in any run reaching configuration  $\text{trg}$  the initialisation phase indeed sets  $\bar{x} = \bar{y} = \bar{z} = M$  and also we have  $x = y = z = 0$  after this phase.

Next VASS  $V_{\mathcal{A}}$  simulates operations of counter automaton  $\mathcal{A}$ , namely increments, decrements and zero-tests. Concretely speaking there is a copy of  $\mathcal{A}$  inside of  $V_{\mathcal{A}}$  with slightly modified transitions. Simulation of operation  $c \text{ += } a$  (for both positive and negative  $a$ ) in  $\mathcal{A}$  is straightforward, we add operations  $c \text{ += } a$  and  $\bar{c} \text{ -- } a$  to  $V_{\mathcal{A}}$ . It is more challenging to simulate **zero-test**( $c$ ) in  $\mathcal{A}$ , we use the pair of counters  $(c_2, c_3) = (b, Mb)$  generated by the  $M$ -generator for that. Recall that using this pair we are able to perform exactly  $b$  sequences of exactly  $M$  actions. The idea is that for checking whether  $c = 0$  (and thus  $\bar{c} = M$ ) we first transfer value of  $\bar{c}$  to  $c$  (i.e. decrement  $\bar{c}$  and increment  $c$ ) and simultaneously decrement  $c_3$ . Then we transfer value of  $c$  back to  $\bar{c}$  also decrementing  $c_3$ . In that way we can decrement  $c_3$  at most  $2M$  times and decrement by exactly  $2M$  can happen only if the initial value of  $c$  was 0 and also final value of  $c$  is zero as well. If we decrement  $c_2$  by 2 we assure that indeed  $c_3$  needs to be decremented by  $2M$  and hence the **zero-test**( $c$ ) can be simulated as follows.



```

1:  $c_2 \ -= \ 2$ 
2: loop
3:    $c \ += \ 1$     $\bar{c} \ -= \ 1$     $c_3 \ -= \ 1$ 
4: loop
5:    $c \ -= \ 1$     $\bar{c} \ += \ 1$     $c_3 \ -= \ 1$ 

```

Let us inspect the code to see that it indeed reflects the above story. Recall that we keep all the time the invariant  $c + \bar{c} = M$ , so  $\bar{c} \leq M$ . Therefore the loop in lines 2-3 is fired at most  $M$  times. Similarly the loop in lines 4-5 is fired at most  $M$  times. Thus indeed the result of loops in lines 2-5 is the decrease of counter  $c_3$  by at most  $2M$  and decrease by exactly  $2M$  corresponds to initial and final value of  $c$  being zero. Thus lines 1-5 indeed simulate faithfully the zero-test.

As increments, decrements and zero-tests of  $\mathcal{A}$  can be simulated faithfully by  $V_{\mathcal{A}}$  one can see that runs from src to trg of  $V_{\mathcal{A}}$  are in one-to-one correspondence with  $M$ -bounded runs of automaton  $\mathcal{A}$ . ◀

Our approach is therefore to construct  $6k$ -VASSes of size  $\text{poly}(n)$  which are  $F_k(n)$ -generators. We will do it by induction on  $k$ , using  $6(k-1)$ -VASSes, which are  $F_{k-1}(n)$ -generators.

## Amplifiers

At this moment it is natural to introduce a notion of *amplifier*, which can be used to produce an  $N$ -generator from an  $M$ -generator for  $N$  much bigger than  $M$ . For a function  $f : \mathbb{N} \rightarrow \mathbb{N}$  we say that a  $d$ -VASS  $V$  together with its *input state*  $p_{\text{in}}$  and *output state*  $p_{\text{out}}$  and set of *test-counters*  $T \subseteq [1, d]$  is an  *$f$ -amplifier* if the following holds

- if  $p_{\text{in}}(a, x, ax, 0^{d-3}) \rightarrow p_{\text{out}}(v, b, y, z)$  for  $v \in \mathbb{N}^d$  with  $v[T] = 0$  then  $v = 0^{d-3}$ ,  $b = f(a)$  and  $z = by$
- for each  $y \in \mathbb{N}$  there exists an  $x \in \mathbb{N}$  such that  $p_{\text{in}}(a, x, ax, 0^{d-3}) \rightarrow p_{\text{out}}(0^{d-3}, f(a), y, f(a)y)$ .

In other words, intuitively, if an amplifier inputs triples  $(a, x, ax)$  it outputs triples  $(f(a), y, f(a)y)$  and moreover each such triple can be outputted if an appropriate triple is delivered to the input. In the above case we call the first three counters the *input* counters and the last three counters the *output* counters, but in general we do not impose any order of the input and output counters. Notice that notions of amplifier and generators are very much connected as suggested by the following claim.

► **Lemma 6.** *For any  $d \geq 3$  if there exists a  $d$ -dimensional  $f$ -amplifier  $V$  then exists a  $d$ -dimensional  $f(a)$ -generator of size linear in  $\text{SIZE}(V) + a$ .*

**Proof.** We construct the  $f(n)$ -generator as follows. In its initial state we have a loop with the effect  $(0, 1, a)$ , thus after  $x$  applications of it we get a vector  $(0, x, ax)$ . Then a transition with effect  $(a, 0, 0)$  is leading to the input state of the  $f$ -amplifier, so the  $f$ -amplifier inputs triple  $(a, x, ax)$ . Immediately from the definition of an amplifier we get that all the runs reaching the output state of the amplifier with vectors of the form  $(v, x, y, z)$  with  $v \in \mathbb{N}^{d-3}$  such that  $v[t]$  fulfil  $v = 0^{d-3}$ ,  $x = f(a)$ ,  $z = f(a)y$  and additionally such configurations for all  $y \in \mathbb{N}$  can be reached, which finishes the proof. ◀

Observe that taking into account Lemmas 5 and 6 in order to prove Theorem 1 it is enough to show the following lemma.

► **Lemma 7.** *For each  $k \geq 1$  there exists a  $6k$ -VASS, which is an  $F_k$ -amplifier.*



The advantage of amplifiers over generators is that we can easily compose them. Notice that having two VASSes: a  $(d_1 + 3)$ -VASS being an  $f_1$ -amplifier and a  $(d_2 + 3)$ -VASS being an  $f_2$ -amplifier it is easy to construct a  $(d_1 + d_2 + 3)$ -VASS being an  $f_1 \circ f_2$ -amplifier just by using sequential composition of the  $f_2$ -amplifier and  $f_1$ -amplifier. However, the drawback of the construction is that the dimension grows substantially. The main challenge in the proof of Lemma 7 is to build amplifiers for much bigger functions from amplifier for much smaller functions without adding too many new counters. The proof of Lemma 7 is presented in Section 5.

## Big counter values

In order to prove  $F_k$ -hardness for VASS reachability problem one should in particular construct VASSes  $V_k$  in which the shortest run from some source configuration to some target configuration has length at least  $F_k(n)$ , where  $n = \text{SIZE}(V_k)$ . Notice that some configuration on such a run needs to have some counters of value at least roughly  $F_k(n)$ . It has been known since a long time that such VASSes exist and it is relatively easy to construct them. The hard part is to design a VASS, in which *every* run reaches high counter values and on a very high level of abstraction one can see our construction as mainly achieving this goal.

Below we present an example family of VASSes  $V_k$  in growing dimension  $k + 1$  with reachability sets being finite, but which can reach values of counters up to  $F_k(n)$ . Knowing this construction is absolutely not needed to understand our construction. We present it however as we believe it helps to distinguish which parts of the proof of Lemma 7 are pretty standard and which were the real challenge. In short words the real challenge was to force the runs to have values zero at some precise points, we show in Section 4 in details how to guarantee this.

For  $d = 2$  we have the following 3-VASS  $V_2$ .

```

1: loop
2:   loop
3:      $x_1 += 2$     $x_2 -= 1$ 
4:   loop
5:      $x_1 -= 1$     $x_2 += 1$ 
6:    $x_3 -= 1$ 

```

In general we construct  $(k + 1)$ -dimensional VASS  $V_k$  in the following way from  $k$ -dimensional VASS  $V_{k-1}$ .

```

1: loop
2:    $V_{k-1}$ 
3:   loop
4:      $x_1 -= 1$     $x_d += 1$ 
5:      $x_{k+1} -= 1$     $x_3 += 1$    ...    $x_{k-1} += 1$ 

```

It is quite easy to see that the reachability set of  $V_k$  is finite when starting from any counter valuation and one can show it easily by induction on  $k$ . Therefore it remains to show the following proposition.

► **Proposition 8.** *For each  $k \in \mathbb{N}$  it holds  $(1, 0, 1^{k-2}, m - 1) \xrightarrow{V_k} (F_k(m), 0^k)$ .*

**Proof.** We show the proposition by induction on  $k$ . We start the induction from  $k = 2$ , one can easily see that indeed  $(1, 0, m - 1) \xrightarrow{V_2} (2^m, 0, 0)$ . For the induction step assume that





$(1, 0, 1^{k-3}, m-1) \xrightarrow{V_{k-1}} (F_{k-1}(m), 0^{k-1})$ . We therefore have for any  $\ell \in \mathbb{N}$  that

$$\begin{aligned} (1, 0, 1^{k-3}, m-1, \ell) &\xrightarrow{(2)} (F_{k-1}(m), 0^{k-1}, \ell) \xrightarrow{(3-4)} (1, 0^{k-1}, F_{k-1}(m) - 1, \ell) \\ &\xrightarrow{(5)} (1, 0, 1^{k-3}, F_{k-1}(m) - 1, \ell - 1), \end{aligned}$$

where by  $\xrightarrow{(i)}$  we denote the transformation on counters caused by line  $i$  of program  $V_k$ . Therefore we have

$$\begin{aligned} (1, 0, 1^{k-3}, 1, m-1) &\xrightarrow{(2-5)} (1, 0, 1^{k-3}, F_{k-1}(1) - 1, m-1) \\ &\xrightarrow{(2-5)} (1, 0, 1^{k-3}, F_{k-1} \circ F_{k-1}(1) - 1, m-2) \\ &\xrightarrow{(2-5)} \dots \xrightarrow{(2-5)} (1, 0, 1^{k-3}, \underbrace{F_{k-1} \circ \dots \circ F_{k-1}(1)}_{m-1} - 1, 0) \\ &\xrightarrow{(2)} (\underbrace{F_{k-1} \circ \dots \circ F_{k-1}(1)}_m, 0^k) = (F_k(m), 0^k). \end{aligned}$$

which finishes the induction step. Therefore indeed  $V_k$  can lift its counter values as high as  $F_k(n)$ .  $\blacktriangleleft$

## 4 Zero-tests

The main contribution of this paper is a novel idea of zero-testing, which allows for performing many zero-tests simultaneously. This will be the key idea in the proof of Lemma 7. We prefer to introduce it mildly before using it in Section 5 and present first how it works on a few simple examples. Already on these examples its power is visible.

► **Example 9.** Imagine first that you are given a VASS run  $\rho$  and you want to test some counter  $x$  for being exactly zero in three moments along this run: in configurations  $c_1$ ,  $c_2$  and  $c_3$ . Assume that value of  $x$  is zero at the beginning of  $\rho$ . Let value of  $x$  in these configurations be  $x_1$ ,  $x_2$  and  $x_3$ , respectively. A naive way to solve this problem is to add three new counters, which are copies of  $x$ , but the first one stops copying effects of transitions on  $x$  in  $c_1$ , the second one in  $c_2$  and the third one in  $c_3$ . In that way the additional counters keep values of  $x_1$ ,  $x_2$  and  $x_3$  till the end of the run and can be checked there for zero (just by setting the target configuration to zero on these counters). We show here how to perform these three zero-tests using just one additional counter, we call it the *controlling counter* and say that it *controls* the other counters. Let  $\rho_1$  be the part of  $\rho$  before  $c_1$ ,  $\rho_2$  the part in between  $c_1$  and  $c_2$  and  $\rho_3$  the part in between  $c_2$  and  $c_3$ . Let  $y_1$ ,  $y_2$  and  $y_3$  be the effects of  $\rho_1$ ,  $\rho_2$  and  $\rho_3$  on  $x$ , respectively. We can easily see that  $x_1 = y_1$ ,  $x_2 = y_1 + y_2$  and  $x_3 = y_1 + y_2 + y_3$ . Notice that we can check whether all the  $x_1$ ,  $x_2$  and  $x_3$  are equal to zero by checking whether its sum  $x_1 + x_2 + x_3$  equals zero, as all the  $x_i$  are nonnegative. We have  $x_1 + x_2 + x_3 = 3y_1 + 2y_2 + y_3$ , so it is enough to check whether  $3y_1 + 2y_2 + y_3 = 0$ . Instead of adding three new counters we add only one, which computes the value  $3y_1 + 2y_2 + y_3$ . We realise it in the following way. Every increase of  $x$  by  $a$  during  $\rho_1$  is reflected by an increase of the controlling counter by  $3a$ . Similarly, an increase of  $x$  by  $a$  on  $\rho_2$  is reflected by an increase of the controlling counter by  $2a$  and on  $\rho_3$  just by  $a$ . After configuration  $c_3$  the added counter is not modified. Therefore testing the controlling counter for 0 at the end of the run (by setting appropriately the target configuration on that counter) checks indeed whether  $x_1 = x_2 = x_3 = 0$ .



This approach can be generalised to more zero-tests and moreover to zero-tests on different counters, as shown by the following lemma. In the lemma the aim of the last (controlling) counter is to allow for zero-testing  $i$ -th counter on configurations with indices in  $S_i$ , for all  $i \in [1, d]$ .

► **Lemma 10.** *Let  $\text{src} \xrightarrow{\rho} \text{trg}$  be a run of a  $(d+1)$ -VASS  $V$  and let  $\text{src} = c_0, c_1, \dots, c_{n-1}, c_n = \text{trg}$  be all configurations on  $\rho$ . Let  $t_j$  for  $j \in [1, n]$  be the transition of  $\rho$  starting in  $c_{j-1}$  and finishing in  $c_j$ . Let  $S_1, \dots, S_d \subseteq [0, n]$  be the sets of indices, in which we want to zero-test counters numbered  $1, \dots, d$ , respectively and let  $N_{j,i} = |\{k \geq j \mid k \in S_i\}|$  for  $i \in [1, d], j \in [0, n]$  be the number of zero-tests, which we want to perform on the  $i$ -th counter starting from configuration  $c_j$  (in other words after the transition  $t_j$  for  $j > 0$ ). Then if:*

(1)  $\text{src}[d+1] = \sum_{i=1}^d N_{0,i} \cdot \text{src}[i];$

(2) for each  $j \in [1, n]$  we have  $\text{eff}(t_j, d+1) = \sum_{i=1}^d N_{j,i} \cdot \text{eff}(t_j, i);$  and

(3)  $\text{trg}[d+1] = 0$

then for each  $i \in [1, d]$  and for each  $j \in S_i$  we have  $c_j[i] = 0$ .

Before we proceed with the proof of Lemma 10 we comment a bit on the lemma and see how the example above fulfils its conditions. The condition (1) assures that at the configuration  $\text{src}$  the controlling  $(d+1)$ -th counter is appropriately related to the other ones. In the example it is trivially fulfilled by the equation  $0 = 0$ . The condition (2) assures that the effect of each transition is appropriately reflected by the controlling counter. On the example it is fulfilled as each change of the  $x$ -counter by  $a$  on  $\rho_1, \rho_2$  and  $\rho_3$  is reflected by the change of controlling counter by  $3a, 2a$  and  $a$ , respectively. Condition (3) assures that the controlling counter is indeed zero at the end of the run.

**Proof.** Notice first that in order to check whether for each  $i \in [1, d]$  and for each  $j \in S_i$  we have  $c_j[i] = 0$  it is enough to check whether the sum of all  $c_j[i]$  is zero, namely to check whether  $\text{SUM} = \sum_{i \in [1, d], j \in S_i} c_j[i] = 0$ .

For each  $i \in [1, d]$  and  $j \in S_i$  the value  $c_j[i]$  is the sum of the initial value of the  $i$ -th counter and effects of all the transitions  $t_k$  before configuration  $c_j$  on the  $i$ -th counter. In other words  $c_j[i] = c_0[i] + \sum_{k=1}^j \text{eff}(t_k, i)$ . We therefore have

$$\text{SUM} = \sum_{i \in [1, d], j \in S_i} c_j[i] = \sum_{i \in [1, d], j \in S_i} (c_0[i] + \sum_{k=1}^j \text{eff}(t_k, i)).$$

In the rightmost expression  $c_0[i]$  occurs exactly  $N_{0,i}$  times and each  $\text{eff}(t_k, i)$  occurs exactly  $N_{k,i}$  times. Therefore

$$\text{SUM} = \text{src}[d+1] + \sum_{k=1}^n \text{eff}(t_k, d+1) = \text{trg}[d+1],$$

where the first equation follows from (1) and (2) and the second one follows from (3). This shows that  $\text{trg}[d+1] = 0$  indeed implies  $\text{SUM} = 0$  and finishes the proof. ◀

Below we present two examples of the application of Lemma 10: an example of a 3-VASS with transitions represented in unary (shortly unary 3-VASS) with exponential shortest run and an example of a 7-VASS with transitions represented in binary (shortly binary 7-VASS) with doubly-exponential shortest run. Low dimensional unary VASSes with exponential shortest runs and binary VASSes with doubly-exponential shortest run have been presented in [3]. We present here the new examples in order to illustrate our technique, but also to provide another set of nontrivial VASS examples in low dimensions.



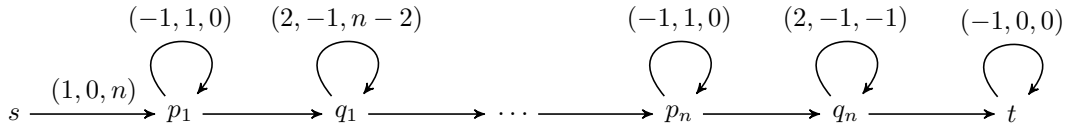
► **Example 11.** We consider the 2-VASS from Example 4 with one controlling counter added, the counter  $c$ . We analyse runs starting from all zeros and finishing in all zeros. We will observe that adding the controlling counter forces the loops in lines 3-4 (or states  $p_i$ ) and in lines 5-6 (or states  $q_i$ ) to be performed maximal possible number of times, namely the  $x$  counter is zero when run leaves line 4 and the  $y$  counter is zero when run leaves line 6. We have added comments in the program below to emphasise where which counters are forced to be zero. This forces the run to visit configuration  $(2^n, 0, 0)$  in line 6 and therefore to be exponential in VASS size.

```

1: x += 1   c += n
2: for i := 1 to n do
3:   loop
4:     x -= 1   y += 1           // zero-test on x after the loop
5:   loop
6:     x += 2   y -= 1   c += n - i - 1   // zero-test on y after the loop
7:   loop
8:     x -= 1

```

To see the comparison with Example 4 we also present our VASS in a more traditional way. For simplicity we do not write labels if they are vectors with all entries being zero.



Any run from  $s(0, 0, 0)$  to  $t(0, 0, 0)$  crosses through states  $p_1, \dots, q_n$  and therefore can be divided into  $2n + 1$  parts  $\rho_1, \dots, \rho_{2n+1}$  by last configurations with appropriate states. We want the counter  $x$  to be zero-tested in states  $p_1, \dots, p_n$  and counter  $y$  to be zero-tested in states  $q_1, \dots, q_n$ , so we set  $S_1$  to contain indices of the last configurations in states  $p_i$  and  $S_2$  to contain indices of the last configurations in states  $q_i$ . One can easily check that the considered VASS fulfils conditions of Lemma 10. Condition (1) is trivially fulfilled as  $0 = 0$  and condition (3) is fulfilled as we demand to reach  $t(0, 0, 0)$ , so the controlling counter is equal to zero at the target configuration. In order to see that condition (2) is also fulfilled consider four lines: 1, 4, 6 and 8. In line 1 counter  $x$  is awaiting  $n$  zero-tests, so increase of  $x$  by 1 should be reflected by increase of  $c$  by  $n$ . In line 4 counter  $x$  is awaiting  $(n + 1) - i$  zero-tests and so similarly counter  $y$ . Therefore in line 4 counter  $c$  should be increased by  $(n + 1 - i) \cdot 1 + (n + 1 - i) \cdot (-1) = 0$ . In line 6 counter  $x$  is awaiting  $n - i$  zero-tests, while counter  $y$  is awaiting  $(n + 1) - i$  zero-tests, therefore counter  $c$  should be increased here by  $(n - i) \cdot 2 + (n + 1 - i) \cdot (-1) = 2n - 2i - n - 1 + i = n - 1 - i$ . In line 8 counter  $x$  is not awaiting for any zero-test, so counter  $c$  should not be changed because of its changes. Summarising all of that we see that  $c = 0$  at the target configuration forces the run to perform maximal number of times loops in the states  $p_i$  and  $q_i$  and therefore there is only one run of our 3-VASS, which in particular visits the configuration  $q_n(2^n, 0, 0)$  and has exponential length.

► **Example 12.** Here we present an example of a binary 7-VASS with doubly-exponential shortest run. This result is not needed in the proof of Lemma 7, we show it however in order to illustrate how to use the technique of performing many zero-tests in the case when the number of zero-tests is bigger then the size of the VASS. In Example 11 the number of zero-tests both on  $x$  and  $y$  counters was comparable to the size of the VASS. Therefore different behaviour of controlling  $c$  in different phases of the run could be implemented by different behaviour of  $c$  in different states. In the current example this is not possible. Let



us recall the well known Hopcroft-Pansiot example of a 3-VASS from [6]. As  $n$  is given in binary it can have a doubly-exponential run.

```

1: x += 1   z += n
2: loop
3:   loop
4:     x -= 1   y += 1
5:   loop
6:     x += 2   y -= 1
7:   z -= 1

```

We can observe that there is a run which finishes with counter values  $(x, y, z) = (2^n, 0, 0)$  and  $2^n$  is doubly-exponential wrt. the VASS size. Notice however that nothing forces the run to reach so high value of  $x$ . Our aim is now to add a controlling counter  $c$  which would force the loops in lines 3-4 and in lines 5-6 to be applied maximal number of times. In the case when  $z = 0$  at the end of the run we know that the main loop in lines 2-7 is executed exactly  $n$  times, therefore we want to test both  $x$  and  $y$  exactly  $n$  times for zero. It is easy to observe that in lines 3-4 both counters are awaiting  $z$  zero-tests and in lines 5-6 counter  $x$  is awaiting  $(z - 1)$  zero-tests, while  $y$  is awaiting  $z$  zero-tests. Therefore the correct updates on controlling counter  $c$  should be: increase by 0 in line 4, and increase by  $(z - 1) \cdot 2 + z \cdot (-1) = z - 2$  in line 6. The counter program thus should be the following.

```

1: x += 1   z += n   c += n
2: loop
3:   loop
4:     x -= 1   y += 1
5:   loop
6:     x += 2   y -= 1   c += z - 2
7:   z -= 1

```

One can however easily observe that the operation  $c += z - 2$  is not a valid VASS operation, as  $z - 2$  is not a constant. Fortunately counter  $z$  is a counter bounded by  $n$  and in that case we can implement this operation using only VASS operations. We add three additional counters  $z'$ ,  $\bar{z}$  and  $\bar{z}'$  such that all the time after line 1 we have invariants  $z + \bar{z} = n$  and  $z' + \bar{z}' = n$ . Notice that with that invariants we can easily check whether  $z = 0$  just by performing two operations:  $\bar{z} -= n$  and then  $\bar{z} += n$ , similarly we test whether  $z' = 0$ . We introduce a macro for these operations here, writing **zero-test**( $z$ ) and **zero-test**( $z'$ ).

Therefore in line 1 we have now additionally operation  $\bar{z}' += n$ , in line 7 additionally operation  $\bar{z} += 1$  and in line 6 instead of operation  $c += z - 2$  we place the following code of VASS

```

1: loop
2:   c += 1   z -= 1   z' += 1
3:    $\bar{z} += 1$     $\bar{z}' -= 1$ 
4: zero-test(z)
5: loop
6:   z += 1   z' -= 1
7:    $\bar{z} -= 1$     $\bar{z}' += 1$ 
8: zero-test(z')
9: c -= 2

```

The aim of line 2 is to perform  $c += z$  and keep  $z + z'$  constant. We need to keep  $z + z'$  constant to be able to reconstruct later the original value of  $z$ . In line 3 we update  $\bar{z}$  and  $\bar{z}'$



to keep the invariants and in line 4 we check whether indeed we have added everything from  $z$  to  $c$ . Lines 5-8 are devoted to moving values of  $z$  and  $z'$  back to original ones, while the line 9 takes care of subtracting 2 from  $c$ , as our aim is to perform  $c += z - 2$ , not  $c += z$ .

One can easily check that Lemma 10 applies to our situation and therefore if we demand  $c = 0$  and  $z = 0$  in the line 7 of the main VASS then both the loops in lines 3-4 and in lines 5-6 have to be executed maximally each time. Therefore at the end of the run we have  $x = 2^n$ , which is doubly-exponential in VASS size.

## 5 Amplifiers

This section is devoted to the proof of Lemma 7. Recall that we need to show that for each  $k \geq 1$  there exists a  $6k$ -VASS, which is an  $F_k$ -amplifier. We prove it by induction on  $k$  with induction assumption additionally strengthened by the fact that the test counters include all the input counters and at most one additional counter. For  $k = 1$  it is not hard to construct a 6-VASS, which is an  $F_1$ -amplifier, recall that  $F_1(n) = 2n$ . The following VASS realises our goal, the input counters are  $x_1, x_2$  and  $x_3$ , the output counters are  $x_4, x_5$  and  $x_6$  and the test counters are only the input counters.

```

1: loop
2:    $x_2 -= 2$     $x_5 += 1$ 
3:   loop
4:      $x_1 -= 1$     $x_4 += 1$     $x_3 -= 1$     $x_6 += 1$ 
5:   loop
6:      $x_1 += 1$     $x_4 -= 1$     $x_3 -= 1$     $x_6 += 1$ 
7:  $x_2 -= 1$ 
8: loop
9:    $x_1 -= 1$     $x_4 += 2$     $x_3 -= 1$ 

```

Lines 1-6 are devoted to set the correct values of  $x_5$  and  $x_6$ , while lines 7-9 set the correct value of  $x_4$ . Assume that at the input we have  $(x_1, x_2, x_3) = (n, x, nx)$  and recall that initially  $x_4 = x_5 = x_6 = 0$ . The proof idea is similar as in the proof of Lemma 5, triple  $(n, x, nx)$  is used to perform exactly  $x$  sequences of exactly  $n$  actions. Observe first that until line 8 the sum  $x_1 + x_4$  does not change, thus we have  $x_1 + x_4 = n$ . This means that loops in lines 3-4, 5-6 and 8-9 all can be fired at most  $n$  times. Each such a loop corresponds to one operation  $x_2 -= 1$  (in lines 2 or 7) and at most  $n$  operations  $x_3 -= 1$  (in lines 4, 6 and 9). This means that in order to reach  $x_3 = 0$  at the end of the run each loop has to be fired exactly  $n$  times. Moreover the loop in lines 1-6 has to be fired exactly  $\frac{x-1}{2}$  times, as the final value of  $x_2$  also needs to be 0. Therefore final values of  $(x_4, x_5, x_6)$  are  $(2n, \frac{x-1}{2}, 2n \frac{x-1}{2})$ , which finishes the proof for  $k = 1$ .

For an induction step assume that  $V_{k-1}$  is a  $(6k - 6)$ -dimensional VASS and an  $F_{k-1}$ -amplifier. We aim at constructing a  $6k$ -VASS, which is an  $F_k$ -amplifier. The idea to obtain  $F_k$ -amplifier is the following: start from the triple  $(1, x, x)$  and apply the  $F_{k-1}$ -amplifier  $n$  times in a row, where  $n$  is the input value. The main challenge is to achieve it without adding new counters for each composition. We show here how we obtain it by adding only six new counters. We crucially rely on the Lemma 10.

The  $F_k$ -amplifier has the following  $6k$  counters: input triple  $(i_1, i_2, i_3)$ , output triple  $(o_1, o_2, o_3)$ , starting triple  $(s_1, s_2, s_3)$ , controlling counter  $c$ , two auxiliary counters  $a_1, a_2$  and  $6k - 12$  counters, which are the counters of  $V_{k-1}$ , which are neither input nor output counters.



We first present the code for an  $F_k$ -amplifier  $V_k$ , which uses illegal constructions like "for  $i := 1$  to  $n$  do" or " $c += z$ " where  $z$  is another counter, in order to provide an intuition what  $V_k$  does. Then we show how we can implement the mentioned constructions using only legal VASS operations. Assume that input counter values on  $(i_1, i_2, i_3)$  are  $(n, x, nx)$ , thus we aim at producing on output counters  $(o_1, o_2, o_3)$  values  $(F_k(n), y, F_k(n) \cdot y)$  for some  $y \in \mathbb{N}$ . Let  $V_{k-1}^{[i]}$  be the modified version of  $V_{k-1}$  in which the controlling counter  $c$  is also appropriately modified: each modification  $x += 1$  (or  $x -= 1$ ) for counter  $x$  being any output or test counter of  $V_{k-1}$  is accompanied with a modification  $c += i$  (or  $c -= i$ ). Recall that the test counters contain all the input counters  $s_1, s_2, s_3$  and maybe one additional counter.

```

1:  $s_1 += 1$     $c += n$ 
2: loop
3:    $s_2 += 1$     $s_3 += 1$     $c += 2n$ 
4: for  $i := 1$  to  $n$  do
5:    $V_{k-1}^{[i]}(s_1, s_2, s_3, o_1, o_2, o_3)$ 
6:   loop
7:      $o_1 -= 1$     $s_1 += 1$     $c -= 1$ 
8:   loop
9:      $o_2 -= 1$     $s_2 += 1$     $c -= 1$ 
10:  loop
11:     $o_3 -= 1$     $s_3 += 1$     $c -= 1$ 

```

The aim of lines 1-3 is to set the triple  $(s_1, s_2, s_3)$  to values  $(1, a_0, a_0)$  for some arbitrary guessed  $a_0 \in \mathbb{N}$ . For a function  $f : \mathbb{N} \rightarrow \mathbb{N}$  let us denote by  $f^{(m)}(n)$  the  $m$ -fold application of  $f$  to  $n$ . Then in lines 4-11 we perform  $n$  times, for  $i \in \{1, \dots, n\}$  the following operations:

- in line 5 from an input triple  $(F_{k-1}^{(i-1)}(1), a_{i-1}, F_{k-1}^{(i-1)}(1) \cdot a_{i-1})$  on  $(s_1, s_2, s_3)$  we compute an output triple  $(F_{k-1}^{(i)}(1), a_i, F_{k-1}^{(i)}(1) \cdot a_i)$  on  $(o_1, o_2, o_3)$  under the condition that the test counters of  $V_{k-1}^{[i]}$  are zero after its run;
- in lines 6-11 we copy triple  $(F_{k-1}^{(i)}(1), a_i, F_{k-1}^{(i)}(1) \cdot a_i)$  from counters  $(o_1, o_2, o_3)$  back to counters  $(s_1, s_2, s_3)$ .

For each  $i \in [1, d]$  the controlling counter  $c$  controls counters  $o_1, o_2$  and  $o_3$  and the test counters of  $V_{k-1}^{[i]}$ , which in particular contain counters  $s_1, s_2$  and  $s_3$ . Counter  $c$  is designed to test whether each time after line 5 test counters of  $V_{k-1}^{[i]}$  are zero and each time after line 11 counters  $o_1, o_2$  and  $o_3$  are zero. The first condition assures that indeed output of amplifier  $V_{k-1}^{[i]}$  is computed correctly, while the second condition assures that values of  $o_j$  are fully copied back to values of  $i_j$ . Notice that each of the test counters of  $V_{k-1}^{[i]}$  and  $o_j$  counters is tested exactly  $n$  times in the program. In order to fulfil condition (2) of Lemma 10 we have the following modifications of counter  $c$  in our program. In line 1 we update  $c += n$  and in line 3 we have  $c += 2n$ , as counters  $s_1, s_2$  and  $s_3$  are here modified and all of them await  $n$  tests. In lines 7, 9 and 11 each counter  $s_j$  awaits for  $n - i$  tests, while counter  $o_j$  awaits for one more test, this is why counter  $c$  is increased here by  $-1 = (n - i) \cdot 1 + (n + 1 - i) \cdot (-1) = -1$ . It is easy to check conditions (1) and (3) of Lemma 10, so one can easily check that counter  $c$  together with the counters it controls indeed fulfil conditions of the lemma. Therefore amplifier  $V_{k-1}$  computes correctly its output values and values of  $o_j$  are correctly transferred to counters  $s_j$ . Thus using the induction assumption that  $V_{k-1}$  is an  $F_{k-1}$ -amplifier we can easily show that in the  $i$ -th iteration of the for-loop we indeed have values of  $(o_1, o_2, o_3)$  equal to  $(F_{k-1}^{(i)}(1), a_i, F_{k-1}^{(i)}(1) \cdot a_i)$  for some  $a_i \in \mathbb{N}$  guessed nondeterministically. Therefore after  $n$  iterations of the for-loop final values of  $(o_1, o_2, o_3)$  are  $(F_{k-1}^{(n)}(1), a_n, F_{k-1}^{(n)}(1) \cdot a_n) = (F_k(n), a_n, F_k(n) \cdot a_n)$  under the condition



that the controlling counter and the input counters are equal to zero at the end of the run. So indeed  $V_k$  is an  $F_k$ -amplifier with output counters  $o_1, o_2$  and  $o_3$  and test counters  $i_1, i_2, i_3$  and  $c$ . It remains to show how the for-loop and operations  $c += i$  are implemented. Intuitively speaking it is not problematic as we have an access to the triple of input counters  $(i_1, i_2, i_3)$  fulfilling  $i_1 i_2 = i_3$  and  $n = i_1$ . Therefore using the idea described in Section 3 in paragraph *Multiplication triples* we can allow for zero-testing counters bounded by  $n$  and thus also for the needed operations. Below we describe in details how we perform it.

For the implementation of the needed operations we use the input counters  $(i_1, i_2, i_3)$  and auxiliary counters  $a_1$  and  $a_2$ . Assume that the for-loop has the following shape

```
1: for  $i := 1$  to  $n$  do
2:   ⟨body⟩
```

and inside the ⟨body⟩ we have operations  $c += i$ . The initial value of  $i_1$  equals  $n$ . We exploit this in order to implement the for-loop as follows.

```
1: loop
2:   ⟨body⟩
3:    $i_1 -= 1$     $a_2 += 1$ 
```

As  $i_1$  is one of the test counters, we are guaranteed that the loop indeed will be iterated exactly  $n$  times. Now we show how to implement operation  $c += i_1$ , which together shows how to implement  $c += n$  in lines 1 and 3 and  $c += i$  in the  $i$ -th iteration of the for-loop. Operation  $c -= i$  is implemented totally analogously to  $c += i$ . At the beginning we have  $i_1 = n, a_1 = a_2 = 0$ . We will keep the invariant  $i_1 + a_1 + a_2 = n$ . Notice that in the  $i$ -th iteration values of counters are  $(i_1, a_1, a_2) = (i, 0, n - i)$ . We implement the increment  $c += i$  as follows.

```
1: loop
2:    $i_1 -= 1$     $a_1 += 1$     $c += 1$ 
3: zero-test( $i_1$ )
4: loop
5:    $i_1 += 1$     $a_1 -= 1$ 
6: zero-test( $a_1$ )
```

If zero-tests in lines 3 and 6 are performed correctly then it is easy to see that when the above program fragment starts in valuation  $(i_1, a_1) = (i, 0)$  it also finishes in the same valuation, but a side effect is the increment  $c += i_1$ . Thus it remains to show that we can implement zero-tests. We present how to perform **zero-test**( $i_1$ ), the **zero-test**( $a_1$ ) is performed analogously with roles of  $i_1$  and  $a_1$  swapped.

```
1:  $i_2 -= 2$ 
2: loop
3:    $a_1 -= 1$     $i_1 += 1$     $i_3 -= 1$ 
4: loop
5:    $a_2 -= 1$     $a_1 += 1$     $i_3 -= 1$ 
6: loop
7:    $a_1 -= 1$     $a_2 += 1$     $i_3 -= 1$ 
8: loop
9:    $i_1 -= 1$     $a_1 += 1$     $i_3 -= 1$ 
```

We aim to show that if  $i_1 + a_1 + a_2 = n$  then the total effect of loops in lines 2-8 on counter  $i_3$  is the decrease by at most  $2n$  and the decrease is exactly  $2n$  if and only if initially  $i_1 = 0$ . As in line 1 counter  $i_2$  is decreased by 2 then counter  $i_3$  have to be decreased by exactly  $2n$



in the rest of the program fragment, as finally their values need to be both zero. Therefore it remains to argue about the decrease on counter  $i_3$ . The easiest way to see this is to see the loop in lines 2-3 as transferring value of counter  $a_1$  to counter  $i_1$ , but maybe not fully. We write it  $a_1 \mapsto i_1$ . Similarly next loops correspond to transfers  $a_2 \mapsto a_1$ ,  $a_1 \mapsto a_2$  and  $i_1 \mapsto a_1$ , each of the transfers may be not fully realised. The total decrease on  $c_3$  equals exactly the total amount of value transferred during all the four loops. Notice now that the value of original  $a_2$  can be used in at most two transfers:  $a_2 \mapsto a_1$ ,  $a_1 \mapsto a_2$ . Similarly the value of original  $a_1$  can be used either only in  $a_1 \mapsto a_2$  or in two transfers  $a_1 \mapsto i_1$  and  $i_1 \mapsto a_1$ . Value of original  $i_1$  can be used only in the transfer  $i_1 \mapsto a_2$ . Therefore the total amount of the transfer equals at most  $2a_1 + 2a_2 + i_1$  and this equals  $2n$  only if  $i_1 = 0$ . Moreover in order to obtain the transfer of exactly  $2n$  we need to perform all the transfers fully. Therefore one can easily observe that in that case after the **zero-test**( $i_1$ ) values of counters  $i_1$ ,  $a_1$  and  $a_2$  come back to the same values as before the **zero-test**( $i_1$ ). This finishes the proof that the above fragment tests  $i_1$  for zero and has no impact on the other counters, therefore it faithfully implements **zero-test**( $i_1$ ). The proof of Lemma 7 is also finished.

## 6 Future research

We have settled the complexity of the reachability problem for VASSes, but there are still many intriguing questions in this topic. Here we present some, which we think need investigation in the future works of our community.

We still lack understanding of VASSes in small dimensions. The most striking example is the reachability problem for 3-VASSes, where the complexity gap is between PSpace-hardness (inherited from dimension 2 [1]) and algorithm working in  $\mathcal{F}_7$  [11]. We do not see any way of applying our techniques or any other known techniques of proving lower bounds to dimension 3, as all of them require some additional counter, which helps to enforce the run to be exact at some control configurations. We conjecture that the reachability problem is actually elementary for VASSes in dimension 3 and maybe even in a few higher dimensions. Showing this seems to be a very challenging task.

Another future goal is to settle the exact complexity of the reachability problem for  $d$ -VASSes depending on  $d$ . The lower bounds to improve are Tower-hardness for  $d \geq 18$  (this work), ExpSpace-hardness for  $d \geq 14$  [2] and NP-hardness for  $d \geq 7$  for unary encoding [3] and the best published upper bounds are stated in [11] to be  $\mathcal{F}_{d+4}$  complexity for dimension  $d$ . One can also suspect that even VASSes in higher dimensions can be solved efficiently under some condition on their structure (like not containing some kind of bad patterns).

Complexity of the reachability problem for VASS extensions such as pushdown VASSes, branching VASSes or data VASSes is almost totally unexplored and even decidability is not known for them. We hope that techniques introduced in this paper may help better understanding the mentioned extensions of VASSes and in particular prove some complexity lower bounds.

## Acknowledgements

We thank Sławomir Lasota for many inspiring and fruitful discussions and Filip Mazowiecki for careful reading of the draft of this paper.





---

## References

---

- 1 Michael Blondin, Alain Finkel, Stefan Göller, Christoph Haase, and Pierre McKenzie. Reachability in two-dimensional vector addition systems with states is pspace-complete. In *Proceedings of LICS 2015*, pages 32–43, 2015.
- 2 Wojciech Czerwinski, Slawomir Lasota, Ranko Lazic, Jérôme Leroux, and Filip Mazowiecki. The reachability problem for petri nets is not elementary. In *Proceedings of STOC 2019*, pages 24–33. ACM, 2019.
- 3 Wojciech Czerwinski, Slawomir Lasota, Ranko Lazic, Jérôme Leroux, and Filip Mazowiecki. Reachability in fixed dimension vector addition systems with states. In *Proceedings of CONCUR 2020*, volume 171 of *LIPICs*, pages 48:1–48:21, 2020.
- 4 Matthias Englert, Ranko Lazic, and Patrick Totzke. Reachability in two-dimensional unary vector addition systems with states is nl-complete. In *Proceedings of LICS '16*, pages 477–484, 2016.
- 5 Christoph Haase, Stephan Kreutzer, Joël Ouaknine, and James Worrell. Reachability in succinct and parametric one-counter automata. In *Proceedings of CONCUR 2009*, volume 5710, pages 369–383, 2009.
- 6 John E. Hopcroft and Jean-Jacques Pansiot. On the reachability problem for 5-dimensional vector addition systems. *Theor. Comput. Sci.*, 8:135–159, 1979.
- 7 S. Rao Kosaraju. Decidability of reachability in vector addition systems (preliminary version). In *Proceedings of STOC '82*, pages 267–281, 1982.
- 8 Jean-Luc Lambert. A structure to decide reachability in Petri nets. *Theor. Comput. Sci.*, 99(1):79–104, 1992.
- 9 Jérôme Leroux. The reachability problem for petri nets is not primitive recursive. *CoRR*, abs/2104.12695, 2021.
- 10 Jérôme Leroux and Sylvain Schmitz. Demystifying reachability in vector addition systems. In *Proceedings of LICS'15*, pages 56–67, 2015.
- 11 Jérôme Leroux and Sylvain Schmitz. Reachability in vector addition systems is primitive-recursive in fixed dimension. In *Proceedings of LICS 2019*, pages 1–13. IEEE, 2019.
- 12 Richard J. Lipton. The reachability problem requires exponential space. Technical report, Yale University, 1976.
- 13 Ernst W. Mayr. An algorithm for the general Petri net reachability problem. In *Proceedings of STOC'81*, pages 238–246, 1981.
- 14 Sylvain Schmitz. Complexity hierarchies beyond elementary. *ACM Trans. Comput. Theory*, 8(1):3:1–3:36, 2016. URL: <https://doi.org/10.1145/2858784>, doi:10.1145/2858784.

