

Multi-Fair Pareto Boosting

Arjun Roy^{1,2}, Vasileios Iosifidis¹, and Eirini Ntoutsi²

¹ L3S Research Center (LUH),

² Freie Universität Berlin (FUB)

Abstract. Fairness-aware machine learning for multiple protected attributes (referred to as *multi-fairness* hereafter) is receiving increasing attention as traditional single-protected attribute approaches cannot ensure fairness w.r.t. other protected attributes. Existing methods, however, still ignore the fact that datasets in this domain are often imbalanced, leading to unfair decisions towards the minority class. Thus, solutions are needed that achieve *multi-fairness*, *accurate* predictive performance in overall, and *balanced* performance across the different classes. To this end, we introduce a new fairness notion, *Multi-Max Mistreatment (MMM)*, which measures unfairness while considering both (multi-attribute) protected group and class membership of instances. To learn an *MMM*-fair classifier, we propose a multi-objective problem formulation. We solve the problem using a boosting approach that in-training, incorporates *multi-fairness* treatment in the distribution update and post-training, finds multiple Pareto-optimal solutions; then uses pseudo-weight based decision making to select optimal solution(s) among accurate, balanced, and multi-attribute fair solutions.

1 Introduction

There are growing concerns about the potential discrimination and unfairness of Machine Learning (ML) models towards individuals or groups of people based on protected attributes like race or sex [3]. A variety of methods [4] for fairness-aware learning have been proposed, which however focus mainly on *single* protected attributes. In reality, though, bias cannot be attributed to a single attribute, rather *multiple protected attributes* (referred to as *multi-fairness* hereafter) can be the root causes of discrimination [8,16], e.g., a combination of race, gender, religion. Therefore, it is important to move from single-attribute solutions to the more realistic *multi-fairness* case. Existing legal studies [16] define *multi-fairness* as *compound*, *intersectional* and *overlapping*. Of these, the intersectional definition seems to be the most promising [15,19] as it requires fairness “compliance” for the intersection of groups (subgroups) defined by multiple protected attributes. However, it is hard to define the subgroups [8]. Therefore, in this work, we focus on the more operational definition of *overlapping fairness*, in which discrimination is due to multiple factors that operate independently.

Table 1: Toy dataset distribution

class	group			
	M	F	W	B
+ (150)	100	50	100	50
- (1500)	1000	500	500	1000

Table 2: Hypothetical classifiers

tackles	Cf1	Cf2	Cf3	Cf4
Race-fairness	✗	✓	✓	✓
Sex-fairness	✓	✓	✓	✓
class-imbalance	✓	✗	✓	✓

Recent studies [12,14] also showed that many datasets in the domain are imbalanced and typically, the *class-imbalance* problem is more severe for the protected group (e.g *female*, *black*, etc.), which is often underrepresented in the important minority class [13]. Despite high overall accuracy and fairness, methods ignoring imbalance may still perform poorly on the minority class, thus amplifying prevalent biases. The problem got unnoticed in previous works [2,15,17,24] mainly because group fairness measures [4] focus on performance differences and ignore the scale of the correct prediction.

Motivated by this problem, in this work, we investigate the combined problem of *multi-fairness* and *class-imbalance* which, to the best of our knowledge, has not yet been addressed in the literature. To better showcase the problem, let us assume a toy dataset with two protected attributes, Sex = {M,F} and Race={W,B}, and a binary class attribute Class={+,-}. The dataset is imbalanced with an imbalance ratio of 1 : 10 (+ : -). The exact split per group and class for each protected attribute is shown in Table 1. Moreover, let there be 4 different hypothetical classifiers (**Cf1-Cf4**) which differentiate on whether they treat multi-fairness and/or class-imbalance as summarized in Table 2. The performance of each of the hypothetical classifiers is shown in Fig. 1a in terms of false negative rates (*FNR*) and false positive rates (*FPR*) over a hypothetical test set following the distribution as in Table 1. Let fairness be defined as the difference between *FNR* and *FPR* across different groups, the so-called *disparate mistreatment* [24]. **Cf1** ensures high fairness for Sex (low difference in *FNR* with *FNR* between the groups ‘M’ and ‘F’) but discriminates for Race ($FNR_B > FNR_W$ and $FPR_W \gg FPR_B$). **Cf2** produces highly fair results for both Sex and Race, but under-performs in the minority (+) class (high *FNR* scores). **Cf3** achieves good predictive performance and fairness for both the protected attributes, but one may note that the entire unfairness comes from the minority (+) class by rejecting black females. This is because, the difference in FNR_W with FPR_W , and FNR_M with FPR_M is very low. However, the difference in FNR_F with FPR_F , and FNR_B with FPR_B is high due to high *FNR* values. **Cf4** achieves the most balanced performance across all classes and protected attributes and also ensures that discrimination is not biased towards any class or attribute.

Our main contributions in this work are as follows: **i**) We introduce the notion of *Multi-Max Mistreatment* (*MMM*)³ that evaluates discrimination for

³ The term ‘*multi*’ here refers to both multiple protected attributes and multiple classes.

multiple protected attributes and across different classes. **ii)** We propose a multi-objective optimization problem (*MOP*) formulation that aims to learn an *MMM*-fair classifier that achieves high predictive performance in overall and minimizes performance differences across the classes. **iii)** We propose a boosting-based solution to the *MOP*, Multi-Fair Pareto Boosting (MFPB), which in-training, changes the data distribution to also account for fairness and post-training, finds multiple Pareto optimal solutions in the objective space, offering the flexibility to provide solutions per user needs. A single optimal solution can be selected based on user preferences. **iv)** We theoretically prove the fairness convergence of our method and experimentally, we demonstrate the superior performance and advantages of our method.

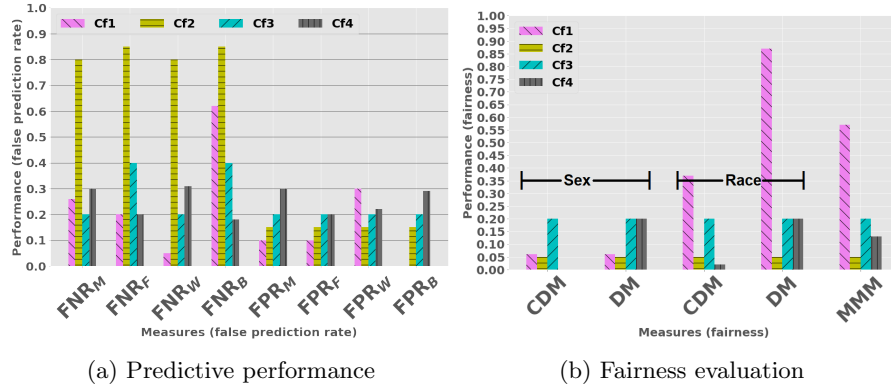


Fig. 1: Performance of Cf1-Cf4 on different population groups

2 Related Work

Over the recent years, fairness-aware learning has emerged as an important topic in machine learning. Recent surveys provide a detailed overview on the plethora of fairness notions [4,6] and methods proposed to mitigate unfair outcomes [4,18]. However, the vast majority focuses on single-protected attributes and only a few approaches consider fairness concerning multiple protected attributes. Likewise, the problem of class-imbalance has mostly gone unnoticed in the related work. In the following, we summarize related work referring to *multi-fairness* and imbalanced learning. Moreover, we overview work on boosting, a popular sequential ensemble learning method that comprises our underlying model, in particular, boosting approaches for imbalance and/or fairness.

Multi-fairness-aware learning: Only a few existing approaches can handle multiple protected attributes; these can be categorized into supervised learning approaches [2,10,17,19,24,21] and unsupervised ones, e.g., [1]. We review henceforth only the *multi-fairness* supervised learning methods. The multi-fairness constraints approach [24] introduces fairness-related convex-concave constraints

for each protected attribute (using the Disparate Mistreatment (DM) fairness notion) to a logistic regression classifier. A constraint-based idea is also proposed by [2] which employ an exponentiated-gradient reduction method combined with logistic regression. They tackle fairness-accuracy trade-off as a two-player game theory by imposing a set of linear DM fairness constraints for each protected attribute on accuracy. However, none of the approaches [2,24] tackles class-imbalance. Moreover, on the contrary to their complex algorithms needing to comply with many fairness constraints together, our mini-max view of fairness is much simpler still able to solve the complex problem of *multi-fairness*.

Fairness-aware learning as a *mini-max* theory has been already used in the literature [17,21]. [21] impose predictor selection as a *mini-max* game between fairness constraints and worst case approximator. However, their method is tailored for a single protected attribute fairness learning, hence not considered here as a competitor. MiniMax [17] shares some conceptional similarity with us, as it tackles the fairness problem as a mini-max game, while searching for Pareto efficient solution of a multi-objective problem. Specifically they assign risk scores to the different protected groups as a separate objective, and then use an iterative algorithm (APStar) that alternates between different models to optimize the *MOP* as minimizing the maximum risk for any such group by employing a gradient descent approach, and henceforth tackling disparity between different groups. However, they do not tackle class-imbalance.

Fairness-aware class-imbalance: Recently it has been shown that skewed class distributions can affect the discriminatory behavior of a model [12,13,14], these studies however refer to single-protected attributes and none of the existing *multi-fairness* methods [10,19] considers class-imbalance. Although one could use decoupled classifiers [19] and tune fairness separately for the different classes. However, such an approach ignores the fact that one of the groups defined by one of the many protected attributes in the *multi-fairness* set-up, in one of the classes, maybe discriminated against more than the others in that class. As a result, such a group may require extra care at times. Our proposed *multi-fairness* notion *MMM* overcomes the limitation by considering both multiple-protected attributes and class membership of the instances within a mini-max framework.

Boosting: Boosting-based approaches have shown their effectiveness in tackling class-imbalance[5,23] and fairness [11,14]. However, neither SMOTEBoost [5] nor cost-sensitive boosting [23] consider fairness. The approach in [11] considers fairness but only for single-protected attributes and does not consider class-imbalance. AdaFair [14] tackles both fairness and class-imbalance but for a single protected attribute.

3 Basics and *Multi-Max Mistreatment(MMM)* fairness

We assume a dataset D of n instances drawn from the joint distribution $P(X, Y)$, where X is the predictive attribute set, and Y is the class attribute. The predictive attributes consist of a subset of *protected attributes* denoted by S , and

non-protected attributes denoted by U ; it holds that $X = S \cup U$. For simplicity, we assume a binary problem: $Y \in C = \{+, -\}$ with ‘+’ being the minority class. The goal is to learn a *fair classifier* $f(\cdot) : X \rightarrow Y$ that minimizes discriminatory outcomes while maintaining good predictive performance. To evaluate fairness we adopt Disparate Mistreatment (*DM*) [24] originally proposed for single protected attributes. Let $S_j \in S = \{s_j, \bar{s}_j\}$ be such a (binary) attribute with s_j (\bar{s}_j) denoting the *protected* (*non-protected*, respectively) *group*. *DM* relies on the performance of the model for the different groups evaluated in terms of the *FPR* and *FNR*: $FPR_{s_j} = P(\hat{y} = - | S_j = s_j, y = +)$, $FNR_{s_j} = P(\hat{y} = + | S_j = s_j, y = -)$. We denote the difference in *FPR* and *FNR* between s_j and \bar{s}_j by $\delta FPR_j = FPR_{s_j} - FPR_{\bar{s}_j}$ and $\delta FNR_j = FNR_{s_j} - FNR_{\bar{s}_j}$ respectively. *DM* w.r.t. a single protected attribute S_j , can be then written as:

$$DM_j = |\delta FPR_j| + |\delta FNR_j| \quad (1)$$

Ideally, $f(\cdot)$ should result in equal treatment for both groups, i.e., $DM_j = 0$. Note that the *DM* definition per se does not ensure good predictive performance, as low δFPR , δFNR can be achieved even with high *FPR*, *FNR* values.

It is the role of the classifier to ensure low *FPR* and *FNR* scores. However, in case class-imbalance, if the classifier does not tackle class-imbalance, it will typically end up with a low *FPR* but high *FNR* scores [5], i.e., it will not properly learn the minority (+) class. In [14], the authors showed that state of the art fairness methods were achieving low *DM* scores by rejecting many of the minority instances (i.e., producing high *FNR*). The problem occurred because the class-imbalance problem was ignored. Therefore, we first propose a modification of *DM* that also takes into account the across-classes discriminatory behavior of the model (Section 3.1) before moving to the *multi-fairness* case (Section 3.2).

3.1 Class-aware Disparate Mistreatment (CDM) measure

Definition 1. *Class-aware Disparate Mistreatment (CDM) w.r.t a protected attribute S_j , denoted by CDM_j , is defined as the difference in the misclassification rates between the protected and non-protected groups for both classes.*

$$CDM_j = |FPR_{s_j} - FNR_{s_j}| - |FPR_{\bar{s}_j} - FNR_{\bar{s}_j}| \quad (2)$$

Lemma 1. *CDM_j is a lower bound for DM_j , i.e $CDM_j \leq DM_j, \forall S_j \in S$.*

Proofs of lemmas/theorems are provided in appendix. Lemma 1 shows that high CDM_j is clearly not desirable. Now, if $CDM_j = DM_j$ and both are above 0, it is an indication that one group is favoured over the other in some class, i.e, the mistreatment for S_j is class-biased.

Lemma 2. *$CDM_j = DM_j > 0$ indicates class-biased discrimination for $S_j \in S$.*

A relaxed version $CDM_j \approx DM_j > \delta, 1 > \delta > 0$, can also be derived to show similar property. However, we should note that if one mitigates only CDM_j but not DM_j , we get a combination of a low CDM_j with a high DM_j , i.e., $CDM_j \leq \delta \ll DM_j$ which indicates that unfairness exists in both classes for S_j . Thus, fair predictions on S_j in both classes requires mitigating both CDM_j and DM_j .

3.2 Multi-Max Mistreatment (MMM) measure

As already mentioned, and will also become evident from the experiments, mitigating discrimination for a single protected attribute does not ensure fair outcomes for other protected attributes [15]. But in real life, prejudicial treatment might be based on several factors e.g., sex, race, etc., rather than just a single factor. Furthermore, fair treatment should hold across all classes and should not be “dictated” by the majority class. Therefore, the aim is to mitigate CDM_j and DM_j w.r.t. multiple sensitive attributes $\forall S_j \in S$. To this end, we introduce a new *multi-fairness* notion, called *Multi-Max Mistreatment (MMM)*, that measures the *maximum* mistreatment among the protected attributes and for the different classes; this means focusing on the worst-case discriminatory behavior of the model w.r.t a protected attribute and a class.

Definition 2. *Given a set of k protected attributes $S = \{S_j | S_j \in \{s_j, \bar{s}_j, j = 1, \dots, k\}\}$, fairness notions δFNR_j and δFPR_j measuring the mistreatment in (+) class and (-) class respectively w.r.t S_j , then MMM_S the Multi-Max Mistreatment for the set of protected attributes S across all classes, is defined as:*

$$MMM_S = \max_{S_j \in S} (\max(|\delta FNR_j|, |\delta FPR_j|)) \quad (3)$$

Theorem 1. *CDM_j, DM_j for any protected attribute $S_j \in S$ are upper bounded by $2 \times MMM_S$:*

$$CDM_j, DM_j \leq 2 \times MMM_S, \forall S_j \in S$$

Theorem 1 shows that by minimizing MMM_S , the upper-bound of CDM_j and DM_j for any $S_j \in S$ can be minimized. Essentially it means, MMM_S can counter the worst possible discrimination for any $S_j \in S$.

Definition 3. *Given a tolerance threshold μ , a classifier is MMM-fair iff the maximum mistreatment w.r.t all protected attributes $S_j \in S$ across all classes is less than μ i.e., $MMM_S \leq \mu$.*

The threshold μ is 0 in the ideal case where the error prediction rates for all groups are equal. We showcase the effectiveness of the newly introduced fairness notions CDM and MMM in comparison to the existing DM measure on the toy example of Fig. 1a; the fairness behavior of the hypothetical classifiers is shown in Fig. 1b. We notice that **Cf2** produces the fairest classifier unanimously identified by all the fairness measures. However, as already noticed in Fig. 1a, this is achieved only due to high FNR s (under-performing in the minority (+) class). We also see that measuring fairness using DM evaluates both **Cf3** and **Cf4** as equally discriminating for both protected attributes. Using CDM instead reveals that **Cf4** is better than **Cf3** since the discriminatory behaviour is not class-biased. From Fig. 1a we see that **Cf3** has higher FNR values for F and B than for M and W , while with equally low FPR values for all the groups, which shows that the entire discrimination is biased to the minority (+) class. Finally MMM is able to identify the *multi-fairness* behaviour of each classifier across the classes and judges **Cf4** (our desired goal) as a fairer classifier than **Cf1** and **Cf3**.

4 Multi-Fairness-aware Learning

Our goal is to learn a fair classifier $f(\cdot) : X \rightarrow Y$ for multiple protected attributes S that takes into account class-imbalance. We formulate the problem as a multi-objective optimization problem (*MOP*) (Sec. 4.1), then solve it using a sequential learner (boosting), followed by a Pareto-based approach (Sec. 4.2).

4.1 Multi-Fairness Multi-Objective Formulation

We formulate the problem as a *MOP* with the following objectives for the fair-classifier $f(\cdot)$: (i) high overall predictive performance (O_1), (ii) similar rate of predictive performance across all classes (O_2), (iii) mitigation of discriminatory outcomes for all protected attributes (O_3).

The O_1 objective is defined as minimizing the classification loss (0-1 loss) to maximize overall predictive performance:

$$O_1 : L(f) = \frac{1}{n} \sum_{x_i \in D} |y_i - \hat{y}_i| \quad (4)$$

where \hat{y}_i is the predicted, y_i is the true class of $x_i \in D$.

Objective O_2 explicitly targets class-imbalance by ensuring balanced performance across all classes. Motivated from [9], we define a balanced loss function to minimize the performance differences between the two classes:

$$O_2 : B(f) = \left| \frac{1}{|D_+|} \sum_{x_i \in D_+} |y_i - \hat{y}_i| - \frac{1}{|D_-|} \sum_{x_i \in D_-} |y_i - \hat{y}_i| \right| \quad (5)$$

where $D_c \subset D$ denotes the instances belonging to class c .

O_3 is the *multi-fairness* objective aiming to ensure fair behavior towards multiple protected attributes $S_j \in S$ and across classes $C = \{+, -\}$. We call it MMM_S loss, as on optimization it aims to mitigate MMM_S (c.f. Def. 2) as:

$$O_3 : \Phi(f) = \max_{S_j \in S} \left(\max_{c \in \{+, -\}} \left(\left| \sum_{i=1}^n \left(\frac{1}{n_{ji}} |y_i - \hat{y}_i| : y_i = c \right) \right| \right) \right) \quad (6)$$

where n_{ji} takes a value that depends on group membership of $x_i \in D$ w.r.t the protected attribute $S_j \in S$ and class label c . In particular, n_{ji} takes values in $\{\#(s_{j+}), -1\#(\bar{s}_{j+}), \#(s_{j-}), -1\#(\bar{s}_{j-})\}$, where $\#(s_{j+})$ is the cardinality of group s_j in class $+$, and likewise. Note that for group \bar{s}_j it assigns a negative value to capture the difference in misclassification between s_j and \bar{s}_j .

The *MOP* is then defined w.r.t to a parameter t as follows:

$$\min_t O(t) := \min_t \{O_1(t), O_2(t), O_3(t)\} \quad (7)$$

We propose a Pareto front approach to solve the *MOP*, because it allows to find multiple optimal solutions based on the different objectives [7]. This approach provides more flexibility to the end users who can select the best solution for their needs from the ones in the Pareto front.

4.2 The Multi-Fair Pareto Boosting (MFPB) Algorithm

We use a sequential learner (boosting) to get the solution set where we consider each partial ensemble as a member solution. In-training, we mitigate discrimination (objective O_3) by changing the data distribution. Post-training we investigate the Pareto front of the objective space to find the desired optimal solution from the obtained solution set based on user needs.

In-training: MMM-boosted weight distribution update. We assume a user-defined maximum number of boosting rounds T . We update the distribution D_t in each round $1 \leq t \leq T$, based on the predictive performance of the previous weak learner h_{t-1} as is typical in boosting but also by using its fairness-related performance as evaluated by the so-called *multi-fairness costs* fc_t . The data distribution is updated as follows:

$$D_t(x_i) = \frac{D_{t-1}(x_i)fc_t(x_i)\exp(-\alpha_t \text{sign}(y_i h_t(x_i)))}{Z_t} \quad (8)$$

where $fc_t(x_i)$ is the *multi-fairness cost* for instance x_i (explained hereafter), α_t is the weight of the weak learner h_t , function $\text{sign}(y_i h_t(x_i))$ returns -1 if $h_t(x_i) \neq y_i$ and 1 otherwise and Z_t is the normalization factor which ensures that D_t is a probability distribution. To calculate the fairness costs we extend to the multi-protected case the idea of cumulative fairness [14] which has been shown in the single protected setup to be advantageous over the fairness calculation of the individual weak learner at round t . In particular, we first define the discrimination cost of an instance $x_i \in D$ for a protected attribute $S_j \in S$:

$$cdc_{ij} = \begin{cases} 1 + |\delta FNR_j^{1:t}|, & \text{if } y_i = + \wedge \{ (\delta FNR_j^{1:t} \geq 0 \wedge x_i \in s_j) \\ & \vee (\delta FNR_j^{1:t} \leq 0 \wedge x_i \in \bar{s}_j) \}; \\ 1 + |\delta FPR_j^{1:t}|, & \text{if } y_i = - \wedge \{ (\delta FPR_j^{1:t} \geq 0 \wedge x_i \in s_j) \\ & \vee (\delta FPR_j^{1:t} \leq 0 \wedge x_i \in \bar{s}_j) \}; \end{cases} \quad (9)$$

where $\delta FNR_j^{1:t}$ and $\delta FPR_j^{1:t}$ are the cumulative discrimination of the partial ensemble $H_t(x_i) = \sum_{l=1}^t \alpha_l h_l(x_i)$ for S_j as in [14]. Considering the set of protected attributes $S = \{S_1, \dots, S_k\}$, $|S| = k$, *multi-fairness cost* for x_i is now defined based on the group with the highest discrimination:

$$fc_t(x_i) = \begin{cases} \max_{1 \leq j \leq k} (cdc_{ij}), & \text{if } H_t(x_i) \neq y_i; \\ 1, & \text{otherwise} \end{cases} \quad (10)$$

So $fc_t(x_i)$ ensures that x_i , if misclassified by the partial ensemble $H_t(x_i)$, receives the boost for the group that is discriminated the most, among the groups it belongs to.

Post-training: Pareto Optimal Solution. In each boosting round t we evaluate the partial ensemble H_t in terms of the objectives (O_1, O_2, O_3) , and then collect the solution vector $\vec{f}_t = [o_1, o_2, o_3]_t$, where $o_i = O_i(t)$ is a solution point of H_t for the respective objective O_i . Typically, for a *MOP* there exist no single solution that simultaneously optimizes all objectives, rather several Pareto optimal solutions might exist that satisfy different objectives. Having a diverse set of

solutions allows for more flexibility in decision making. On the other side, if the end-user has specific preferences this can be explicitly modeled via a so-called user-preference vector \vec{U} . The exact steps are presented as follows:

Step₁ - Pareto front computation: among all solution vectors $\vec{f}_t, \forall t \in \{1, \dots, T\}$ we find the Pareto front \mathbb{PF} , containing the non-dominated set of Pareto optimal solutions. A solution $\vec{f}_{t'}$ is said to be dominated by solution \vec{f}_t if 1) $O_i(t) \leq O_i(t') \forall i \in \{1, 2, 3\}$, and 2) $O_i(t) < O_i(t') \exists i \in \{1, 2, 3\}$.

Step₂ - Pseudo-weight calculation: we calculate the relative distance of each solution from the worst (maximum value) solution within the \mathbb{PF} regarding each objective O_i using the pseudo-weight vector method [7]. The pseudo-weight w_{ji} for $o_i \in \vec{f}_j$ is given by:

$$w_{ji} = \frac{(o_i^{\max} - o_{ji}) / (o_i^{\max} - o_i^{\min})}{\sum_{i=1}^3 (o_i^{\max} - o_{ji}) / (o_i^{\max} - o_i^{\min})} \quad (11)$$

This way, for each solution $\vec{f}_j = [o_1, o_2, o_3]_j \in \mathbb{PF}$ we compute the corresponding pseudo-weight vector $\vec{w}_j = [w_{j1}, w_{j2}, w_{j3}]$.

Step₃ - User preference vector: Let $\vec{U} = [u_1, u_2, u_3]$ be a user preference vector over the objectives such that: $u_1 + u_2 + u_3 = 1$. In the absence of such a preference vector, we can assume all weights are equal.

Step₄ - Optimal solution according to preferences: We choose the Pareto optimal solution \vec{f}_{t^*} whose corresponding pseudo-weight vector \vec{w}_{t^*} is closest, according to L1 distance, to the preference vector \vec{U} .

Finally, we output $H_{t^*} = \sum_{l=1}^{t^*} \alpha_l h_l$ as the optimal classifier.

4.3 Fairness Convergence Properties

We derive the effectiveness of our boosting algorithm in producing *MMM*-fair outcomes. We assume that the boosting based part of training the partial ensembles of our algorithm, will converge w.r.t. the classification loss (O_1) when trained for sufficient number of weak learners; the proof for this assumption can be based on the convergence proof of vanilla AdaBoost [20].

Lemma 3. *As classification (0-1) loss (O_1) of a partial ensemble $H_{t'} = \sum_{l=1}^{t'} \alpha_l h_l$ trained for a protected attribute S_j via the in-processing of MFPB Algorithm (Eq. 8) converges, cumulative fairness cost $\delta f_j^{t'} \in \{|\delta FPR_j^{1:t'}|, |\delta FNR_j^{1:t'}|\}$ (Eq. 9) of each partial ensemble w.r.t S_j also tends to converge to a low value.*

$$P_{t'}(\hat{y}_i \neq y_i) - P_t(\hat{y}_i \neq y_i) \rightarrow 0; t' > t \implies \delta f_j^{t'} \rightarrow \mu; \forall H_{t'}, \text{ as } t' \uparrow ;$$

where $\delta f_j^{t'} \in \{|\delta FPR_j^{1:t'}|, |\delta FNR_j^{1:t'}|\}$; μ is a tolerable discrimination for S_j in any class

Lemma 3 guarantees that if the assumption of convergence on O_1 holds, then the MFPB algorithm trained for any protected attribute S_j will always converge to a very low *MMM_S* loss (O_3).

Theorem 2. A final ensemble H_{t^*} given as output by the MFPB algorithm trained w.r.t a set of k protected attributes $S = \{S_1, \dots, S_k\}$, with any choice of \vec{U} , upon being chosen from a set of partial ensembles converged w.r.t O_1 and O_3 , will be a MMM-fair classifier with a threshold $(\mu + \epsilon)$.

$$\text{MMM}_S \leq (\mu + \epsilon); S = \{S_1, \dots, S_k\}$$

where ϵ is trade-off for O_3 w.r.t O_1 and O_2 .

Lemma 3 and Theorem 2 together characterize the conditions by which in-training MFPB algorithm upon being trained for sufficiently large number of weak learners, will converge in *multi-fairness* with class-balanced fair outcomes $\text{CDM}_j, \text{DM}_j \leq 2\mu$, where μ is a tolerable discrimination in any class $\forall S_j \in S$.

5 Experiments

We evaluate MFPB against state-of-the-art approaches in terms of predictive performance (O_1 and O_2 objectives) and discriminatory behavior (O_3 objective). In particular, we demonstrate the per-protected attribute fairness behavior and the per-class predictive performance of the model (Section 5.2). Moreover, we analyze the Pareto front solutions in terms of the $O_1 - O_3$ objectives (Section 5.3) and demonstrate the behavior of the model on a dataset.

5.1 Experimental settings

Datasets: We choose 4 real-world datasets (c.f., Table 3) that vary in terms of class imbalance, dimensionality, cardinality and number of protected attributes.

Table 3: Overview of the datasets - IR is the imbalance ratio.

Data	#Attr	n	Protected attribute (<i>protected group</i>)	+ class	IR (-: +)
Adult	14	45K	Race (<i>non-white</i>), Sex (<i>Female</i>)	> 50k	1:3
Bank	16	40K	Marital (<i>Married</i>), Age ($(\leq 25 \ \& \ \geq 60)$)	<i>subscription</i>	1:89
Compas	9	5K	Race (<i>non-white</i>), Sex (<i>Female</i>)	<i>recidivism</i>	1:1.2
Credit	23	30K	Sex (<i>Female</i>), Age ($(\leq 25 \ \& \ \geq 60)$), Marital (<i>Married</i>)	<i>default pay.</i>	1.4:3

Evaluation Measures: Regarding fairness, we report on the proposed MMM-fairness and CDM, as well as on DM for each protected attribute. Regarding predictive performance, we report on accuracy (Acc) for overall prediction, on worst class accuracy WC_{Acc} to evaluate the minimum predictive rate in any class, as well as on area under the curve (AUC) and geometric mean (GM).

We compare against four state-of-the-art fairness-aware methods: Zafar et al. [24], FairLearn [2], Minimax [17] and AdaFair [14]. The first three approaches tackle multi-fairness but do not consider class-imbalance, the last one tackles class-imbalance but for single-protected attributes.

Hyperparameters and evaluation setup: We set the number of weak learners $T = 500$. We follow the same evaluation setup as in [14,24] by splitting each dataset randomly into train (50%) and test set (50%) and report on the average of 10 random splits. We perform an ablation analysis of the solutions in Pareto front along with the associated pseudo-weight vectors for choosing the user preference vector.

5.2 Predictive and fairness performance

In Fig. 2 we depict the predictive and fairness performance of the different methods on different datasets. For our experiments we set $\vec{U} = [0.43, 0.3, 0.27]$ for Adult, $\vec{U} = [0.35, 0.44, 0.21]$ for Bank, $\vec{U} = [0.23, 0.34, 0.4]$ for Compas and $\vec{U} = [0.02, 0.52, 0.46]$ for Credit dataset.

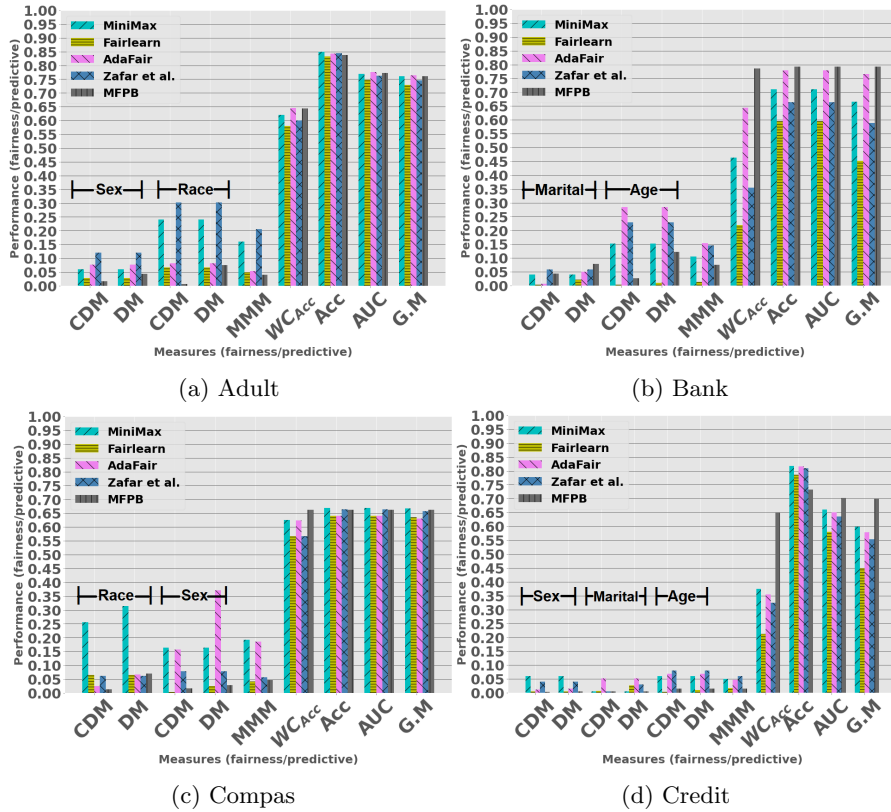


Fig. 2: Performance evaluation: lower fairness, higher predictive scores are better.

Adult data (Income prediction): As shown in Fig. 2a, MFPB has the most class balanced *multi-fairness* performance ($MMM=0.04$), while achieving the

most balanced predictive performance ($AUC=0.77$, $G.M=0.76$). Interestingly, FairLearn also achieves the same $DM = 0.06$ for Race-fairness, and slightly outperforms in Sex-fairness with $DM=0.035$ compared to $DM=0.042$ for MFPB. However, one may notice that FairLearn has CDM values equal to DM values for both Race and Sex, indicating that the discrimination is class-biased. FairLearn also has the least $WC_{Acc}=0.58$ compared to $WC_{Acc}=0.64$ by MFPB and AdaFair, but comparable $Acc=0.84$, which indicates that it achieves fairness by under-performing in the minority (+) class. Zafar et al. and MiniMax having a similar fairness objective that requires solving multiple objectives $\forall S_i \in S$, manages to achieve better balanced performance across classes compared to FairLearn, but both fail to counter discrimination for Race. Surprisingly, AdaFair albeit trained only on sex also achieves low $MMM=0.052$, with equally good balanced performance as MFPB across classes; we comment on this later.

Bank data (Telemarketing sell prediction): The dataset is highly imbalanced ($IR=1:89$) which as shown in Fig. 2b, affects all baselines except AdaFair which tackles imbalance. In particular, all baselines perform poorly in the minority (+) class with $WC_{Acc} < 0.5$. FairLearn, which delivers the fairest performance ($MMM=0.01$) here, noticeably has the poorest $WC_{Acc} = 0.22$ and $Acc=0.60$, implying that gain in fairness was achieved by lower predictive performance for both the classes. MFPB bags the second spot in *multi-fairness* ($MMM=0.07$), outperforms all the other baselines in balanced performance ($AUC=0.79$, $G.M=0.79$) by a good margin (WC_{Acc} **22%** \uparrow) with nearly 0.8 accuracy in both the classes. MiniMax has the 3rd best performance both in balanced performance and *multi-fairness* outperforming Zafar et al. and AdaFair in MMM and Zafar et al. and FairLearn in WC_{Acc} , AUC , $G.M$.

Compas data (Recidivism prediction): Compas is the most balanced dataset with $IR = 1 : 1.2$. Even though imbalance which is one of our objectives is almost absent here, but still we use the dataset to show that to achieve fairness the baselines still fails to deliver class-balanced performance. As we see in Fig. 2c, MFPB manages to generate the fairest predictions ($MMM=0.04$) along with FairLearn, while managing to produce equal predictive performance (0.66) in both the classes, hence achieving the best WC_{Acc} , Acc , AUC , and $G.M$ (all **0.66**). Zafar et al. along with MiniMax also achieves the same Acc , AUC as MFPB but outperforms MiniMax in *multi-fairness* (MMM **72%** \downarrow). AdaFair trained on protected attribute Race achieves same WC_{Acc} as MiniMax, but both fail on *multi-fairness* ($MMM=0.19$) with high $CDM=(0.16)$, $DM=0.36$ for Sex by AdaFair, and $CDM=0.26$, $DM=0.31$ for Race by MiniMax.

Credit data (Default payment risk prediction): Credit has the largest number (3) of protected attributes and comprises therefore the most challenging dataset regarding *multi-fairness* objective; a decent imbalance is also present ($IR = 1.4 : 3$). We see in Fig. 2d, all the competitors including AdaFair (trained for only fairness on Sex) achieves good *multi-fairness* with $MMM \leq 0.06$. Still MFPB along with FairLearn outperforms the other baselines with $MMM=0.017$. The biggest challenge in this data is the difficulty to learn class-balanced performance while maintaining fairness. We see that all the baselines

performs poorly in this aspect with $WC_{Acc} \leq 0.37$. MFPB is able to outperform all the baselines by a good margin delivering the best balanced performance with $WC_{Acc}=\mathbf{0.65}$ (**75%** \uparrow), $AUC=\mathbf{0.70}$ (**6%** \uparrow) and $G.M=\mathbf{0.70}$ (**16%** \uparrow). Interestingly MiniMax, again achieves the second best balanced performance, outperforming AdaFair on WC_{Acc} (3% \uparrow), AUC (2% \uparrow), and $G.M$ (3% \uparrow) while having equal *multi-fairness* with $MMM=0.05$, behind MFPB, and FairLearn.

Conclusion: To conclude, our MFPB outperforms existing *multi-fairness* methods by producing the best MMM values in three out of four datasets and achieving the best WC_{Acc} , AUC , $G.M$ in all of them, while marginally compromising on the overall Acc in Adult and Credit datasets. FairLearn also tackles the *multi-fairness* problem in all the datasets, but it does so by consistently underperforming in the minority (+) class. Interestingly other *multi-fairness* methods namely, Zafar et al. in Adult and Bank datasets, and MiniMax in Adult and Compas datasets, fail to mitigate discrimination in the multi-attributed setup. MiniMax lacks in *multi-fairness* convergence while trying to attain their ‘no unnecessary harm’ policy, but manages to produce balanced predictive performance per class. For Zafar et al. the difficulty in finding the optimal parameters is probably the main contributor to its poor *multi-fairness* and predictive performance. However, as shown for Compas, the method performs well, whenever the proper parameter settings are found. AdaFair which has a similar underlying boosting method, albeit trained for single protected set-up is seen to tackle *multi-fairness* in Adult, and Credit datasets. A closer look at the data reveals that in the Adult data for 65% of the instances, the protected-group memberships per instance are either all protected (i.e {black, female}) or non-protected (i.e {white, male}) $\forall S_j \in S$. Likewise, in the Credit dataset, this holds for 45% of the data.

5.3 Behaviour analysis

The goal of this section is to investigate MFPB’s ability to produce state-of-the-art balanced performance while dealing with *multi-fairness*. Due to space limitations, we present the results for only one dataset⁴. We select the Bank dataset, as this is the only dataset in our experiments where we got outperformed in *multi-fairness* by FairLearn. Bank is also the most imbalanced dataset in our batch (IR=1:89).

Pareto front and pseudo-weights. In Fig. 3 we present the Pareto optimal solutions of MFPB with respect to the three objectives. In particular, we show the solutions with respect to O_1 vs O_2 loss (Fig. 3a), O_1 vs O_3 loss (Fig. 3b) and O_2 vs O_3 loss (Fig 3c). We highlight the best (minimum value) solutions with respect to a single objective with different symbols, as well as the selected

⁴ For interested readers the analysis associated with other (Adult, Compas, Credit) datasets are illustrated in *Appendix F*.

solution. Moreover, we also display the associated pseudo-weight vectors (\vec{W}_j) of these solutions (\vec{f}_j) as well as of a random solution \vec{f}_r from the Pareto front.

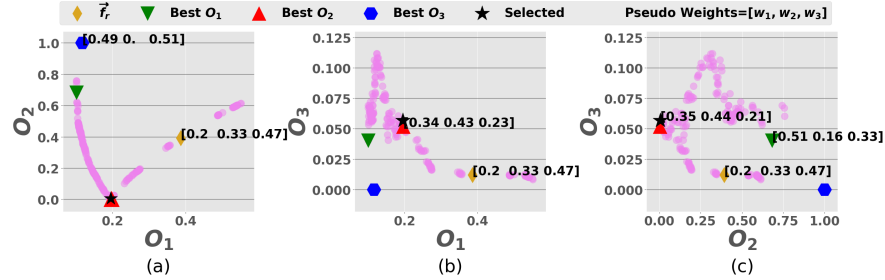
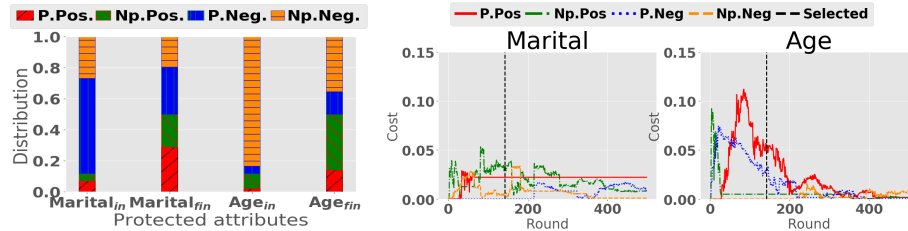


Fig. 3: Analysis of solutions and pseudo-weights in Pareto front: Bank data

The selected solution (\star) based on which the optimal classifier is derived has a loss $O_1=0.2$, $O_2=0.01$ and $O_3=0.06$ and a good performance on cross-validation ($Acc=0.79, WC_{Acc}=0.78, MMM=0.07$). Therefore we use its associated weight vector as the user preference vector, i.e., $\vec{U}=[0.35, 0.44, 0.21]$ for our experiments. Coincidentally this solution is very close to the 'Best O_2 ' solution, which has a marginal improvement of 0.01 in O_2 and O_3 with a compromise of 0.01 in O_1 . In Fig. 3b we see that there exists a solution \vec{f}_r with $\vec{W}_r=[0.2, 0.33, 0.47]$ which has the MMM loss $O_3 = 0.01$. If one sets the \vec{U} equal to this pseudo-weight vector, then the resultant Pareto optimal MFPB classifier can achieve the same *multi-fairness* as the state-of-the-art baseline FairLearn. However, from Fig. 3a, we see that this outcome comes at a heavy compromise on the balanced loss O_2 by a value 0.39, and on 0 – 1 loss by a value 0.19. This indicates that such *multi-fairness* improvement can be met by underperforming in both classes. The solution 'Best O_1 ' also improves on O_3 by 0.03 and O_1 by 0.1 but compromises on O_2 by 0.7, indicates under-performance in the minority (+) class. One can also notice in Fig. 3b that MFPB learns a solution labelled as 'Best O_3 ' with associated pseudo-weight= $[0.49, 0.0, 0.51]$, which is the Pareto optimal with best accuracy-fairness trade-off with $O_1=0.11$ and $O_3=0.0$. But from Fig. 3a and 3c we see that the O_2 loss for this solution is 1.0. This again asserts that where class-imbalance is high, the fairest classifier with the best accuracy trade-off is the one that predicts everything as majority (-) class. Thus, such solutions without considering class imbalance have no practical use.

In-training behaviour. To understand how the algorithm in-training handles *multi-fairness*, we look into the changes in weight distributions of the different groups in Fig. 4a. The initial weights ($Marital_{in}, Age_{in}$), which represent the actual distribution of instances in the Bank data, show that the protected 'Age' group in the minority (+) class is extremely under-represented. The final weights

show notable changes in the distribution, with under-represented groups being boosted.



(a) Changes in weight distribution (b) Fairness costs per group over boosting rounds

Fig. 4: In-training analysis: Bank data. P., Np. are protected, non-protected groups respectively

These changes are due to the inherit boosting of missclassified instances in vanilla Adaboost but also due to the extra boosting, via the fairness costs, of missclassified instances that are discriminated. To this end in Fig. 4b, we also plot the gradual change of the fairness costs (Eq. 10) over the boosting rounds for each protected attribute. We observe that the protected ‘Age’ group in the minority class ($P.Pos$), receives higher costs (Eq. 9) indicating that this group is discriminated most. With respect to the Marital status attribute, we observe that non-protected positive instances are discriminated more and therefore receive higher weights in-training. The fairness cost for all the protected attributes shows high initial fluctuations, but later stabilizes as MFPB in-training reaches fairness convergence, confirming our theoretical results in Section 4.3.

6 Conclusion and Future works

In this work, we focused on *multi-fairness* under class-imbalance. To this end, we proposed the *Multi-Max Mistreatment(MMM)* fairness measure, a *MOP* formulation for learning a *MMM*-fair classifier and a Pareto boosting approach (MFPB) for selecting the best solution in terms of overall performance, balanced performance and *multi-fairness*. Our experiments showed that our method provides Pareto optimal solutions with the state-of-the-art *multi-fairness* and balanced performance, without a big compromise on accuracy, thus outperforming the existing approaches that ignore class-imbalance and sometimes achieve *multi-fairness* by under-performing in the minority (+) class. Further, we also showed that MFPB is flexible enough to produce a variety of diverse solutions and allows for the selection of the best according to user preferences. In our future work, we plan to integrate *MOP* in the training process.

References

1. Abraham, S.S., Sundaram, S.S., et al.: Fairness in clustering with multiple sensitive attributes. arXiv preprint arXiv:1910.05113 (2019)
2. Agarwal, A., Beygelzimer, A., Dudík, M., Langford, J., Wallach, H.M.: A reductions approach to fair classification. In: ICML (2018)
3. Barocas, S., Selbst, A.D.: Big data’s disparate impact. *Calif. L. Rev.* **104**, 671 (2016)
4. Caton, S., Haas, C.: Fairness in machine learning: A survey. arXiv preprint (2020)
5. Chawla, N.V., Lazarevic, A., Hall, L.O., Bowyer, K.W.: Smoteboost: Improving prediction of the minority class in boosting. In: ECML PKDD. pp. 107–119. Springer (2003)
6. Corbett-Davies, S., Goel, S.: The measure and mismeasure of fairness: A critical review of fair machine learning. arXiv preprint (2018)
7. Deb, K.: Multi-objective optimization using evolutionary algorithms, vol. 16. John Wiley & Sons (2001)
8. Fredman, S.: Intersectional discrimination in eu gender equality and non-discrimination law. Brussels, UK: European Commission (2016)
9. García, V., Mollineda, R.A., Sánchez, J.S.: A new performance evaluation method for two-class imbalanced problems. In: SSPR. pp. 917–925. Springer (2008)
10. Hébert-Johnson, Ú., Kim, M., Reingold, O., Rothblum, G.: Multicalibration: Calibration for the (computationally-identifiable) masses. In: ICML. pp. 1939–1948 (2018)
11. Hickey, J.M., Di Stefano, P.G., Vasileiou, V.: Fairness by explicability and adversarial SHAP learning. In: ECML PKDD 2020. pp. 174–190. Springer (2020)
12. Hu, T., Iosifidis, V., Liao, W., Zhang, H., YingYang, M., Ntoutsi, E., Rosenhahn, B.: Fairnn-conjoint learning of fair representations for fair decisions. In: DS. pp. 581–595. Springer (2020)
13. Iosifidis, V., Fetahu, B., Ntoutsi, E.: Fae: A fairness-aware ensemble framework. In: 2019 IEEE Big Data. pp. 1375–1380 (2019)
14. Iosifidis, V., Ntoutsi, E.: Adafair: Cumulative fairness adaptive boosting. In: CIKM. p. 781–790. CIKM ’19 (2019)
15. Kearns, M., Neel, S., Roth, A., Wu, Z.S.: Preventing fairness gerrymandering: Auditing and learning for subgroup fairness. In: ICML. pp. 2564–2572 (2018)
16. Makkonen, T.: Multiple, compound and intersectional discrimination: bringing the experiences of the most marginalized to the fore (2002)
17. Martinez, N., Bertran, M., Sapiro, G.: Minimax pareto fairness: A multi objective perspective. In: ICML. pp. 6755–6764. PMLR (2020)
18. Mehrabi, N., Morstatter, F., Saxena, N., Lerman, K., Galstyan, A.: A survey on bias and fairness in machine learning. arXiv pp. arXiv–1908 (2019)
19. Morina, G., Oliinyk, V., Waton, J., Marusic, I., Georgatzis, K.: Auditing and achieving intersectional fairness in classification problems. arXiv preprint (2019)
20. Mukherjee, I., Rudin, C., Schapire, R.E.: The rate of convergence of adaboost (2013)
21. Rezaei, A., Fathony, R., Memarrast, O., Ziebart, B.D.: Fairness for robust log loss classification. In: AAAI. vol. 34, pp. 5511–5518 (2020)
22. Schapire, R.E.: A brief introduction to boosting. In: Proc. IJCAI, 1999 (1999)
23. Sun, Y., Kamel, M.S., Wong, A.K., Wang, Y.: Cost-sensitive boosting for classification of imbalanced data. *Pattern Recognition* **40**(12), 3358–3378 (2007)
24. Zafar, M.B., Valera, I., Gomez-Rodriguez, M., Gummadi, K.P.: Fairness constraints: A flexible approach for fair classification. *JMLR* **20**, 1–42 (2019)

Appendix

A. Proof of lemma 1

Proof. Let us denote $FPR_{s_j}=a, FPR_{\bar{s}_j}=\bar{a}, FNR_{s_j}=b, FNR_{\bar{s}_j}=\bar{b}$, where $a, b, \bar{a}, \bar{b} \in [0, 1]$. Then from definition of CDM_j (Eq. 2) and DM_j (Eq. 1) we can write:

$$\begin{aligned} CDM_j &= |a - b| - |\bar{a} - \bar{b}| \\ DM_j &= |a - \bar{a}| + |b - \bar{b}| \end{aligned} \quad (12)$$

The proof of $DM_j \geq CDM_j$ can be established by proving $DM_j - CDM_j \geq 0$. Thus, formally to prove,

$$|a - \bar{a}| + |b - \bar{b}| - |a - b| - |\bar{a} - \bar{b}| \geq 0 \quad (13)$$

From definition we know, CDM_j , and DM_j are positive real numbers, in the range $[0, 1]$, and $[0, 2]$ respectively. Now, as $DM_j \geq 0$, we get:

$$\begin{aligned} DM_j = 0 &\implies \text{Case 1: } |a - \bar{a}| = 0, |b - \bar{b}| = 0; \\ DM_j > 0 &\implies \begin{cases} \text{Case 2: } |a - \bar{a}| > 0, |b - \bar{b}| = 0; \\ \text{Case 3: } |a - \bar{a}| = 0, |b - \bar{b}| > 0; \\ \text{Case 4: } |a - \bar{a}| > 0, |b - \bar{b}| > 0; \end{cases} \end{aligned} \quad (14)$$

Now when Case 1 of Eq. 14 holds true, we get $a = \bar{a}$ and $b = \bar{b}$. Thus, L.H.S of Eq. 13 implies,

$$\begin{aligned} &|a - \bar{a}| + |b - \bar{b}| - |a - b| - |\bar{a} - \bar{b}| \\ &= |a - a| + |b - b| - |a - b| - |a - b| = 0 \end{aligned} \quad (15)$$

Thus, the proof holds true for Case 1 of Eq. 14. From Case 2 we get, $b = \bar{b}$, and $|a - \bar{a}| > 0$. Then, from L.H.S of Eq. 13 it implies,

$$\begin{aligned} &|a - \bar{a}| - |a - b| - |\bar{a} - \bar{b}| \geq |a - \bar{a}| - |a - b - \bar{a} + \bar{b}|; \\ &\quad [\because ||m| - |n|| \leq |m - n|] \\ \implies &|a - \bar{a}| - |a - b| - |\bar{a} - \bar{b}| \geq 0 \end{aligned} \quad (16)$$

Thus, the proof also holds true for Case 2 of Eq. 14. Similarly, Eq. 13 can also be proved for Case 3 following the proof of Case 2. Now, for Case 4 of Eq. 14, we have $|a - \bar{a}| > 0$ and $|b - \bar{b}| > 0$. Again, following the inequality property $||m| - |n|| \leq |m - n|$ we get from L.H.S of Eq. 13,

$$\begin{aligned} &|a - \bar{a}| + |b - \bar{b}| - |a - b| - |\bar{a} - \bar{b}| \\ &\geq |a - \bar{a}| + |b - \bar{b}| - |a - b - \bar{a} + \bar{b}| \\ &= |a - \bar{a}| + |b - \bar{b}| - |a - \bar{a} + \bar{b} - b| \geq 0 \\ &\quad [\because |m| + |n| \geq |m + n|, \text{ and } |b - \bar{b}| = |\bar{b} - b|] \end{aligned} \quad (17)$$

Thus, it is shown that for all cases when $DM_j \geq 0$, the Eq. 13 holds true. Hence, $CDM_j \leq DM_j$ proved. ■

B. Proof of lemma 2

Proof. Given condition $CDM_j = DM_j > 0$. Assuming, $FPR_{s_j}=a$, $FPR_{\bar{s}_j}=\bar{a}$, $FNR_{s_j}=b$, $FNR_{\bar{s}_j}=\bar{b}$, where $a, b, \bar{a}, \bar{b} \in [0, 1]$. Then, with the given condition implying the statement that discrimination is class-biased, can be formalized as:

$$|a - \bar{a}| + |b - \bar{b}| = | |a - b| - |\bar{a} - \bar{b}| | > 0 \implies \begin{cases} a - \bar{a} > b - \bar{b}; \text{ if bias on - class} \\ b - \bar{b} > a - \bar{a}; \text{ if bias on + class} \\ b - \bar{b} = \bar{a} - a; \text{ if bias on - and + class} \end{cases} \quad (18)$$

The last case in Eq. 18 means that discrimination is biased in + class, while a equally reverse discrimination biased in - class (a visa-versa situation also holds true). Alternatively, the statement implies that $a - \bar{a} \neq b - \bar{b}$, (or, $\bar{a} - a \neq \bar{b} - b$) when the given condition in the lemma 2 holds. We begin our proof by method of contradiction. We assume that $a - \bar{a} = b - \bar{b}$ holds true, when the condition of $CDM_j = DM_j > 0$ holds. Now, from L.H.S of Eq. 18 we get,

$$|a - \bar{a}| + |b - \bar{b}| > 0 \quad (19)$$

Applying the assumption on L.H.S of the condition in Eq. 18, we get,

$$0 < | |a - b| - |\bar{a} - \bar{b}| | \leq |a - b - \bar{a} + \bar{b}| = |a - \bar{a} - (b - \bar{b})| = 0 \text{ [contradiction]} \quad (20)$$

Hence, given the condition $CDM_j = DM_j > 0$, the assumption $a - \bar{a} = b - \bar{b}$ is proved false. Similarly, it can be also proved false for the assumption $\bar{a} - a = \bar{b} - b$. Therefore, we conclude that given $CDM_j = DM_j > 0$ implies $a - \bar{a} \neq b - \bar{b}$ (or, $\bar{a} - a \neq \bar{b} - b$) i.e discrimination is class-biased. ■

C. Proof of theorem 1

Proof. Given a $f(\cdot)$ and a set of k protected attributes $\{S_1, \dots, S_k\}$. Let $S_l \in S$ be a protected attribute for which $f(\cdot)$ has the disparate mistreatment DM_l . By definition (Eq. 1) it holds that: $DM_l = |\delta FNR_l| + |\delta FPR_l|$. Let us assume that for prediction given by $f(\cdot)$ we get:

$$\begin{aligned} DM_j &\leq DM_l, \quad \forall S_j \in S, l \neq j \\ \implies |\delta FNR_j| + |\delta FPR_j| &\leq |\delta FNR_l| + |\delta FPR_l| \\ \implies \max(|\delta FNR_j|, |\delta FPR_j|) &\leq \max(|\delta FNR_l|, |\delta FPR_l|) \end{aligned} \quad (21)$$

Using definition 2 and Eq. 21, we get:

$$MMM_S = \max(|\delta FNR_l|, |\delta FPR_l|) \quad (22)$$

Now by using the property of arithmetic mean for any protected attribute $S_j \in S$ we get:

$$DM_j \leq 2 \times \max(|\delta FNR_j|, |\delta FPR_j|) \quad (23)$$

Combining Eqs. 21, 22, and 23 we get:

$$DM_j \leq 2 \times MMM_S, \forall S_j \in S \quad (24)$$

By applying Lemma 1 i.e $CDM_j \leq DM_j$, we conclude that:

$$CDM_j \leq 2 \times MMM_S, \forall S_j \in S \quad (25)$$

■

D. Proof of lemma 3

Proof. Using the weight update step in [22] we can derive,

$$D_{t'}(x_i) = \frac{\frac{1}{n} \prod_t^{t'} f_{c_t}(x_i) \exp(-\sum_t^{t'} \alpha_t \text{sign}(y_i h_t(x_i)))}{\prod_t^{t'} Z_t}; \quad [\because D_0(x_i) = \frac{1}{n}]$$

$$\text{where } Z_t = \sum_i^n D_{t-1}(x_i) f_{c_t}(x_i) \exp(-\alpha_t \text{sign}(y_i h_t(x_i))) \quad (26)$$

$$\leq \sum_i^n D_{t-1}(x_i) 2 \exp(-\alpha_t \text{sign}(y_i h_t(x_i))) \quad [\because 1 \leq f_{c_t}(x_i) \leq 2]$$

Using Eq. 9 and 10, we can write the fairness cost $f_{c_t}(x_i)$ at round t for a single protected attribute S_j as:

$$f_{c_t}(x_i) = \begin{cases} 1 + \delta f_j^t, & \text{if } H_t(x_i) \neq y_i; \\ 1, & \text{otherwise} \end{cases}$$

$$\text{where, } \delta f_j^t = \begin{cases} |\delta FNR_j^{1:t}|, & \text{if } y_i = + \wedge ((\delta FNR_j^{1:t} \geq 0 \wedge x_i \in s_j) \vee (\delta FNR_j^{1:t} \leq 0 \wedge x_i \in \bar{s}_j)); \\ \{|\delta FPR_j^{1:t}|\}, & \text{if } y_i = - \wedge ((\delta FPR_j^{1:t} \geq 0 \wedge x_i \in s_j) \vee (\delta FPR_j^{1:t} \leq 0 \wedge x_i \in \bar{s}_j)); \end{cases} \quad (27)$$

Following [23], the training error bound for any H_t can be reduced by reducing the upper bound of Z_t (Eq. 26), from which α_t for respective h_t can be induced as:

$$\alpha_t = \frac{1}{2} \log\left(\frac{\sum D_t(x_i) |h_t(x_i) = y_i|}{\sum D_t(x_i) |h_t(x_i) \neq y_i|}\right) \quad (28)$$

Thus, for training error to be less than random guessing, each α_t for respective weak learner h_t needs to be positive. This implies for any partial ensemble $H_t = \sum_1^t \alpha_t h_t$,

$$\sum D_t(x_i) |H_t(x_i) = y_i| > \sum D_t(x_i) |H_t(x_i) \neq y_i| \quad (29)$$

Now, at any given round t' , we have t' number of partial ensembles ($\because H_t = \sum_1^t \alpha_l h_l$). Let D be set of n data instances, $M_1 \subset D$ be the set of m_1 instances that gets misclassified by every partial ensemble $H_t \in \{H_1, \dots, H_{t'}\}$, M_2 be the set of m_2 instances also misclassified by the partial ensemble $H_{t'}$ but not by every H_t . Then for the partial ensemble $H_{t'}$, using Eq. 26 and 29 we get,

$$\begin{aligned} & \sum_i^{m_1} \prod_t^{t'} f_{c_t}(x_i) \exp(-\sum_t^{t'} \alpha_t \text{sign}(y_i h_t(x_i))) \\ & + \sum_i^{m_2} \prod_t^{t'} f_{c_t}(x_i) \exp(-\sum_t^{t'} \alpha_t \text{sign}(y_i h_t(x_i))) \\ & < \sum_i^{n-m_1-m_2} \prod_t^{t'} f_{c_t}(x_i) \exp(-\sum_t^{t'} \alpha_t \text{sign}(y_i h_t(x_i))) \end{aligned} \quad (30)$$

Now let us suppose $\exists \delta \gg \mu$ ($\mu \approx 0$) which approximates the aggregated costs of instances for $H_{t'}$, s.t $\prod_t^{t'} f_{c_t}(x_i) \approx (1 + \delta)^l$, where l is the number of partial

ensembles that misclassified instance x_i . Let's also for simplicity assume that on correct classification the weights do not change. Now, for instances belonging to set M_2 and $D - M_1 - M_2$, the combination of partial ensemble which misclassifies a subset of such instances, can be expressed as a polynomial sum. For simplicity, without loss of generality let the sets of partial ensemble $t1 \subset \{H_1, \dots, H_{t'}\}$ and $t2 \subset \{H_1, \dots, H_{t'-1}\}$ bounds the error for the $m2$ instances and $n - m1 - m2$ instances of Eq. 30 respectively, such that:

$$(1 + \delta)^{|t1|} \sum_i^{m2} \exp\left(\sum_{t:H_t \in t1} \alpha_t\right) \leq \sum_i^{m2} \prod_t^{t'} f_{c_t}(x_i) \exp\left(-\sum_t^{t'} \alpha_t \text{sign}(y_i h_t(x_i))\right);$$

$$\sum_i^{n-m1-m2} \prod_t^{t'} f_{c_t}(x_i) \exp\left(-\sum_t^{t'} \alpha_t \text{sign}(y_i h_t(x_i))\right) \leq (1 + \delta)^{|t2|} \sum_i^{n-m1-m2} \exp\left(\sum_{t:H_t \in t2} \alpha_t\right)$$
(31)

Then, from Eq. 30 we get,

$$m1(1 + \delta)^{t' - |t2|} \exp\left(\sum_t^{t'} \alpha_t - \sum_{t:H_t \in t2} \alpha_t\right) +$$

$$m2(1 + \delta)^{|t1| - |t2|} \exp\left(\sum_{t:H_t \in t1} \alpha_t - \sum_{t:H_t \in t2} \alpha_t\right) < (n - m1 - m2)$$
(32)

Now, as the algorithm approaches classification loss convergence, the variance of $(n - m - n1)$ tends to decrease, and $t' - |t2|$, $|t1| - |t2|$ tends to increase. But, $(1 + \delta)$ grows exponentially with t' , whereas size of dataset is fixed (n). Thus, if $\delta \gg \mu$, then this contradicts the condition in Eq. 29. Hence, to fulfill the requirement stated in Eq. 29, the approximation δ approaches to a small value μ (≈ 0) till convergence. This can only be satisfied when $\delta f_j^{t'} \rightarrow \mu$, henceforth proving the statement of lemma 3. ■

E. Proof of theorem 2

Proof. From Lemma 3 we get to know that the in-training part of MFPB algorithm trained w.r.t protected attribute S_j , upon classification loss convergence will give a set of fair partial ensembles $\{H_t | \delta f_j^t \approx \mu\}$ w.r.t $S_j \in S$. Now, let $S_j \in S$ be a protected attribute that dominates $f_{c_t}(x_i)$ (Eq. 10), i.e:

$$\delta f_j^t \geq \delta f_k^t, \forall S_k \in S$$
(33)

From Def. 1, and Eq. 33 we get that,

$$CDM_k \leq 2\delta f_j^t; \forall S_k \in S$$
(34)

Now, following Lemma 3 we get that as H_t approaches convergence, $\delta f_j^t \rightarrow \mu$, where μ is a small value (≈ 0). Again, from Eqs. 25, and 34 we get,

$$MMM_S \leq \mu$$
(35)

Assuming $o_3^{min} = \mu$, where o_3^{min} is the best available solution value for O_3 after convergence of H_t . Using the post-training selection steps (Step₁ - Step₄) with

any \vec{U} , we get H_{t^*} , which gives a solution vector $[o_1, o_2, o_3]_f \in \mathbb{PF}$. Assuming the given condition of H_{t^*} being chosen from the set of the partial ensemble converged in $O1$ and $O3$, we get that worst possible value for $o_3 = o_3^{min} + \epsilon$, where ϵ is small divergence from the optima o_3^* . This implies that for predictions by H_{t^*} ,

$$MMM_S \leq (\mu + \epsilon) \quad (36)$$

■

F. Analysis of Pareto front with associated pseudo-weights

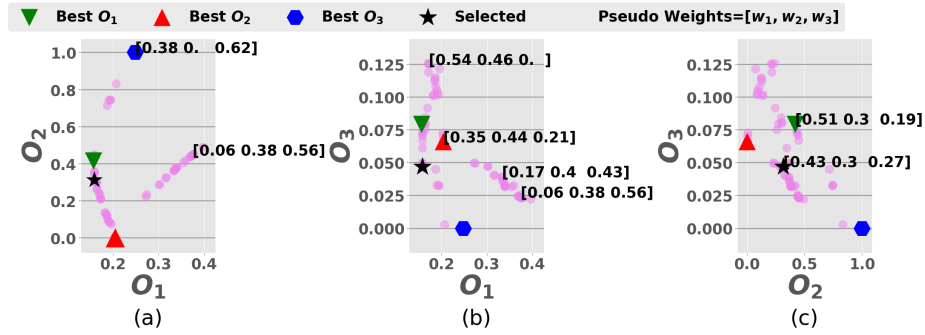


Fig. 5: Analysis of solutions and pseudo-weights in Pareto front: Adult data

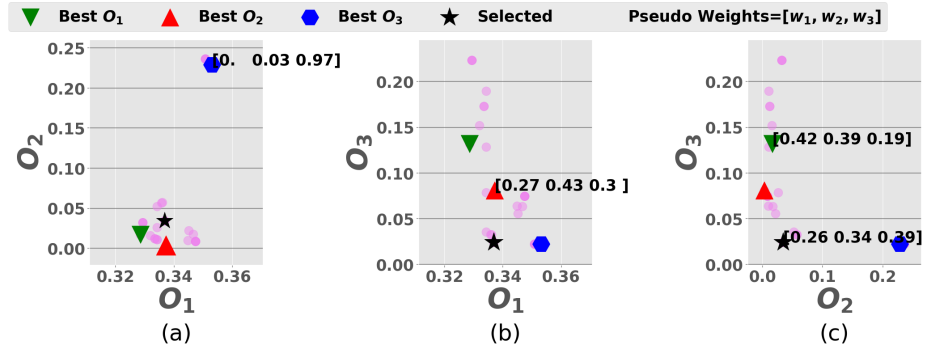


Fig. 6: Analysis of solutions and pseudo-weights in Pareto front: Compas data

Adult data: We notice that the fairest classifier learned by MFPB on this data achieves ideal value 0 in O_3 , by rejecting the entire minority (+) class. The plot also reveals that MFPB is capable of offering more fair solutions if U is

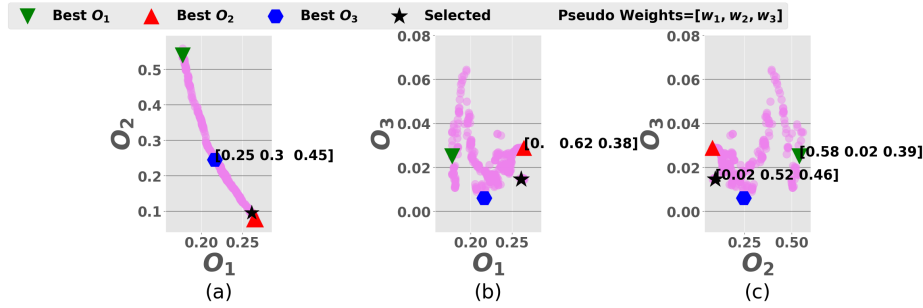


Fig. 7: Analysis of solutions and pseudo-weights in Pareto front: Credit data

set $[0.06, 0.38, 0.56]$ instead of the currently selected (\star) $[0.43, 0.3, 0.27]$, but also compromises the performance on O_1 and O_2 . Another solution achieving equally balanced performance across classes with ideal value (0) in balanced loss (O_2) is also offered by MFPB with $U = [0.35, 0.44, 0.21]$. However, this comes with a compromise in 0-1 loss (O_1) and MMM_S loss (O_3).

Compas data: In Fig. 6 the Pareto front of MFPB upon training on Compas data, shows that with $\vec{U} = [0.42, 0.39, 0.19]$ instead of ($\vec{U} = [0.23, 0.34, 0.4]$), the one selected (\star) for experimental evaluation, can deliver a classifier which remarkably better in objectives O_1 , with a compromise in O_2 and O_3 . Further, setting $\vec{U} = [0.0, 0.03, 0.97]$ fairness objective O_3 can be further improved while compromising on O_1 and O_2 .

Credit data: Looking into the Pareto front in Fig. 7 we notice from the solution point of selected (\star) classifier with $\vec{U} = [0.02, 0.52, 0.46]$, it is very close to the one with best O_2 in Fig 7a and O_3 in Fig 7b and 7c, naturally because of high preference to the objectives. One may notice that there also exists a cloud of solutions in Fig. 7b, which manages to have low O_3 loss, while improving on O_1 . But, from Fig. 7c we can see that these solutions compromise on O_2 . Although, the training loss suggests that such classifiers (each w.r.t each of these solution points) can still outperform the baselines in balanced performance.

Conclusion: As a conclusion, we find that the analysis shows that in imbalanced data, accuracy-fairness trade-off alone is not always the best solution. MFPB is capable of producing a range of diverse solutions which can meet any preferred need. Improving on *multi-fairness* beyond a certain data specific threshold often comes by under-performing in one or more classes. However, in situations where such solutions have higher priority, MFPB is flexible enough to meet such need. In imbalanced data, protected groups are often under-represented. MFPB is able to counter such situation by changing weight distribution such protected groups positively, and converge in *multi-fairness* with a low fairness loss.