
The Hessian Screening Rule

Johan Larsson

Department of Statistics, Lund University
johan.larsson@stat.lu.se

Jonas Wallin

Department of Statistics, Lund University
jonas.wallin@stat.lu.se

Abstract

Predictor screening rules, which discard predictors from the design matrix before fitting a model, have had sizable impacts on the speed with which ℓ_1 -regularized regression problems, such as the lasso, can be solved. Current state-of-the-art screening rules, however, have difficulties in dealing with highly-correlated predictors, often becoming too conservative. In this paper, we present a new screening rule to deal with this issue: the Hessian Screening Rule. The rule uses second-order information from the model in order to provide more accurate screening as well as higher-quality warm starts. In our experiments on ℓ_1 -regularized least-squares (the lasso) and logistic regression, we show that the rule outperforms all other alternatives in simulated experiments with high correlation, as well as in the majority of real datasets that we study.

1 Introduction

High-dimensional data, where the number of features (p) exceed the number of observations (n), poses a challenge for many classical statistical models. A common remedy for this issue is to regularize the model by penalizing the regression coefficients such that the solution becomes sparse. A popular choice of such penalization is the ℓ_1 -norm, which when the objective is least-squares results in the well-known lasso [Tib96]. More specifically, we will focus on the following convex optimization problem:

$$\underset{\beta \in \mathbb{R}^p}{\text{minimize}} \{f(\beta; X) + \lambda \|\beta\|_1\}, \quad (1)$$

where $f(\beta; X)$ is smooth and convex. We let $\hat{\beta}$ be the solution vector for this problem and, abusing notation, equivalently let $\hat{\beta} : \mathbb{R} \mapsto \mathbb{R}^p$ be a function that returns this vector for a given λ . We are in particular interested in solving (1) along a regularization path $\lambda_1, \lambda_2, \dots, \lambda_m$ with $\lambda_1 \geq \lambda_2 \geq \dots \geq \lambda_m$. We start the path at λ_{\max} , which corresponds to the null (all-sparse) model,¹ and finish at some fraction of λ_{\max} for which the model is either almost saturated (in the $p \geq n$ setting), or for which the solution approaches the ordinary least-squares estimate. The motivation for this focus is that the optimal λ is typically unknown and must be estimated through model tuning, such as cross-validation, which involves repeated refitting of the model to new batches of data—and this leads to a computationally demanding task.

Fortunately, the introduction of so-called *screening rules* has improved this situation remarkably. Screening rules use tests that screen and possibly discard predictors from the model *before* it is fit, which effectively reduces the dimensions of the problem and lead to improvements in performance and memory usage.

There are, generally speaking, two types of screening rules: safe and heuristic rules. Safe rules guarantee that discarded predictors are inactive at the optimum—heuristic rules do not, which may lead to violations: discarding an active predictor. Notable examples of safe rules include SAFE [EVR10], the

¹ λ_{\max} is in fact available in closed form—for the lasso it is $\max_j |x_j^T y|$.

sphere tests [XXR11], the R-region test [XR12], Slores [Wan+14], and Gap Safe [FGS15; Ndi+17]. There is also a group of dual polytope projection rules, most prominently Enhanced Dual Polytope Projection (EDPP) [WWY15]. As noted by Fercoq, Gramfort, and Salmon [FGS15], however, these rules rely on exact knowledge of the optimal solution to be safe, which is not available in practice. Among the heuristic rules, we have the Strong Rule [Tib+12], SIS [FL08], and ExSIS [AB19]. But the latter two of these are not sequential rules and in fact solve a potentially reduced form of the problem in (1)—we will not discuss them further here. In addition to these two types of rules, there has also recently been attempts to combine safe and heuristic rules into so-called hybrid rules [ZYB21]. Screening rules can also be classified as *basic*, *sequential*, or *dynamic*. Basic rules screen predictors based only on information available from the null model. Sequential rules use information from the previous step (or steps) on the regularization path to screen predictors for the next step. Dynamic rules screen predictors during optimization, reducing the set of screened predictors dynamically throughout optimization

There are various methods for employing these rules in practice. Of particular interest is so-called *working set* strategies, which use a subset of the screened set during optimization, iteratively updating the set based on some criterion. Tibshirani et al. [Tib+12] introduced the first working set strategy, which we in this paper will refer to as the working set strategy. It uses the set of predictors that have ever been active as an initial working set. After convergence on this set, it checks the Karush–Kuhn–Tucker (KKT) optimality conditions on the set of predictors selected by the strong rule, and then adds predictors that violate the conditions to the working set. This procedure is then repeated until there are no violations, at which point the optimality conditions are checked for the entire set, which possibly triggers another iteration of the procedure. Blitz [JG15] and Celer [MGS18] both use the Gap Safe screening rule to propose an initial screening set, and then uses a subset of these predictors based on certain inclusion criteria as a working set, modifying the set using the dynamic version of the Gap Safe rule.

One problem with current screening strategies is that they often become conservative—including large numbers of predictors into the screened set—when dealing with predictors that are strongly correlated. Tibshirani et al. [Tib+12], for instance, demonstrated this to be the case with the strong rule, which was the motivation behind the working set strategy.² Yet because the computational complexity of the KKT checks in the working set strategy still depend on the strong rule, the effectiveness of the rule is nevertheless hampered in this situation. A possible and—as we will soon show—powerful solution to this problem is to make use of the second order information available in (1), and in this paper we present a novel screening rule based on this idea.

We present our main results in section 3, beginning by a reformulation of the strong rule and working set strategy before we arrive at the screening rule that represents the main result of this paper in subsection 3.3. In section 4, we present numerical experiments on simulated (subsection 4.1) and real data (subsection 4.2) to showcase the effectiveness of the screening rule, demonstrating both that the rule is effective in the $p \gg n$ domain, particularly in the case of correlated data, but also that it leads to significant speed-ups in the $n \gg p$ regime. Finally, in section 5, we wrap up with a discussion on these results, indicating possible ways in which these results may be extended.

2 Preliminaries

We use lower-case letters to denote scalars and vectors and upper-case letters for matrices. We use $\mathbf{0}$ and $\mathbf{1}$ to denote vectors with elements all equal to 0 or 1 respectively, with dimensions inferred from context. Furthermore, we let sign be the standard signum function with domain $\{-1, 0, 1\}$, allowing it to be overloaded for vectors.

Let $c(\lambda) := -\nabla_{\beta} f(\hat{\beta}(\lambda); X)$ be the so-called *correlation*, the negative gradient, and denote

$$\mathcal{A}_{\lambda} = \{i : |c(\lambda)_i| > \lambda\}$$

as the *active set* at λ : the support set of the non-zero regression coefficients corresponding to $\hat{\beta}(\lambda)$. In the interest of brevity, we will let $\mathcal{A} := \mathcal{A}_{\lambda}$.

We will consider β a solution to (1) if it satisfies the stationary criterion

$$\mathbf{0} \in \nabla_{\beta} f(\beta; X) + \lambda \partial. \quad (2)$$

²Numerical experiments that we have conducted indicate this to be the case for every other rule we have so far tested.

Here ∂ is the subdifferential of $\|\beta\|_1$, defined as

$$\partial_j \in \begin{cases} \{\text{sign}(\hat{\beta}_j)\} & \text{if } \hat{\beta}_j \neq 0, \\ [-1, 1] & \text{otherwise.} \end{cases}$$

This means that there must be a $\tilde{\delta} \in \partial$ for a given λ such that

$$\nabla_{\beta} f(\beta; X) + \lambda \tilde{\delta} = \mathbf{0}. \quad (3)$$

3 Main Results

In this section we derive the main result of this paper: the Hessian screening rule. First, however, we now introduce a non-standard perspective on screening rules. In this approach, we note that (2) suggests a simple and general formulation for a screening rule, namely: we substitute the gradient vector in the optimality condition for a yet-to-be-solved ℓ_1 -regularized problem with an estimate. More precisely, we discard the j th predictor for the problem at a given λ if the magnitude of the j th component of the gradient vector is smaller than this λ , that is

$$|\tilde{c}(\lambda)_j| < \lambda. \quad (4)$$

In the following sections, we review the strong rule and working set method for this problem from this perspective, that is, by viewing both methods as gradient approximations. We start with the case of the standard lasso (ℓ_1 -regularized least-squares), where we have

$$f(\beta; X) = \frac{1}{2} \|X\beta - y\|_2^2.$$

3.1 The Strong Rule

The sequential strong rule for ℓ_1 -penalized least-squares regression [Tib+12] discards the j th predictor if

$$|x_j^T (X\hat{\beta}(\lambda_k) - y)| = |c(\lambda_k)_j| < 2\lambda_{k+1} - \lambda_k.$$

This is equivalent to checking that

$$\tilde{c}^S(\lambda_{k+1}) = c(\lambda_k) + (\lambda_k - \lambda_{k+1}) \text{sign}(c(\lambda_k)), \quad (5)$$

satisfies (4). The strong rule gradient approximation (5) is also known as the *unit bound*, since it assumes the gradient of the correlation vector as a function of λ to be bounded by one.

3.2 The Working Set Method

A simple but remarkably effective alternative to direct use of the strong rule is the working set heuristic [Tib+12]. It begins by estimating β at the $(k+1)$ th step using only the coefficients that have been previously active at any point along the path, i.e. $\mathcal{A}_{1:k} = \cup_{i=1}^k \mathcal{A}_i$. The working set method can be viewed as a gradient estimate in the sense that

$$\tilde{c}^W(\lambda_{k+1}) = X^T \left(y - X_{\mathcal{A}_{1:k}} \tilde{\beta}(\lambda_{k+1}, \mathcal{A}_{1:k}) \right) = -\nabla f(\tilde{\beta}(\lambda_{k+1}, \mathcal{A}_{1:k}); X),$$

where $\tilde{\beta}(\lambda, \mathcal{A}) = \arg \min_{\beta} \frac{1}{2} \|y - X_{\mathcal{A}}\beta\|^2 + \lambda|\beta|$.

3.3 The Hessian Screening Rule

We have shown that both the strong screening rule and the working set strategy can be expressed as estimates of the correlation (negative gradient) for the next step of the regularization path. As we have discussed previously, however, basing this estimate on the strong rule can lead to conservative approximations. Fortunately, it turns out that we can produce a better estimate by utilizing second-order information.

We start by noting that (3), in the case of the standard lasso, can be formulated as

$$\begin{bmatrix} X_{\mathcal{A}}^T X_{\mathcal{A}} & X_{\mathcal{A}}^T X_{\mathcal{A}^c} \\ X_{\mathcal{A}^c}^T X_{\mathcal{A}} & X_{\mathcal{A}^c}^T X_{\mathcal{A}^c} \end{bmatrix} \begin{bmatrix} \hat{\beta}_{\mathcal{A}} \\ 0 \end{bmatrix} + \lambda \begin{bmatrix} \text{sign}(\hat{\beta}(\lambda)_{\mathcal{A}}) \\ \partial_{\mathcal{A}^c} \end{bmatrix} = \begin{bmatrix} X_{\mathcal{A}}^T y \\ X_{\mathcal{A}^c}^T y \end{bmatrix},$$

and consequently that

$$\hat{\beta}(\lambda)_{\mathcal{A}} = (X_{\mathcal{A}}^T X_{\mathcal{A}})^{-1} (X_{\mathcal{A}}^T y - \lambda \text{sign}(\hat{\beta}_{\mathcal{A}})). \quad (6)$$

Now, for an interval $[\lambda_0, \lambda_1]$ along which no changes occur in the active set, that is, $\mathcal{A}_\lambda = \mathcal{B}$ for any $\lambda \in [\lambda_0, \lambda_1]$, it turns out that $\hat{\beta}(\lambda)$ is a continuous linear function in λ ([Theorem 1](#))³.

Theorem 1. *Let $\hat{\beta}(\lambda)$ be the solution of (1) where $f(\beta; X) = \frac{1}{2} \|X\beta - y\|_2^2$. Define*

$$\hat{\beta}^{\lambda^*}(\lambda)_{\mathcal{A}_{\lambda^*}} = \hat{\beta}(\lambda^*)_{\mathcal{A}_{\lambda^*}} - (\lambda^* - \lambda) (X_{\mathcal{A}_{\lambda^*}}^T X_{\mathcal{A}_{\lambda^*}})^{-1} \text{sign}(\hat{\beta}(\lambda^*)_{\mathcal{A}_{\lambda^*}}), \quad \hat{\beta}^{\lambda^*}(\lambda)_{\mathcal{A}_{\lambda^*}^c} = 0.$$

If for $\lambda \in [\lambda_0, \lambda^*]$ it holds that

$$(i) \text{sign}(\hat{\beta}^{\lambda^*}(\lambda)) = \text{sign}(\hat{\beta}(\lambda^*))$$

$$(ii) \max |\nabla f(\hat{\beta}^{\lambda^*}(\lambda))_{\mathcal{A}_{\lambda^*}}| < \lambda,$$

then $\hat{\beta}(\lambda) = \hat{\beta}^{\lambda^*}(\lambda)$ for $\lambda \in [\lambda_0, \lambda^*]$.

See the supplementary material for a full proof. Using [Theorem 1](#), we have the following second-order approximation of $c(\lambda_{k+1})$:

$$\begin{aligned} \hat{c}^H(\lambda_{k+1}) &= -\nabla f(\hat{\beta}^{\lambda_k}(\lambda_{k+1})_{\mathcal{A}_{\lambda_k}}) \\ &= c(\lambda_k) + (\lambda_{k+1} - \lambda_k) X_{\mathcal{A}_k}^T X_{\mathcal{A}_k} (X_{\mathcal{A}_k}^T X_{\mathcal{A}_k})^{-1} \text{sign}(\hat{\beta}(\lambda_k)_{\mathcal{A}_k}). \end{aligned} \quad (7)$$

Remark 1. *If no changes in the active set occur in $[\lambda_{k+1}, \lambda_k]$, (7) is in fact an exact expression for the correlation at the next step, that is, $\hat{c}^H(\lambda_{k+1}) = c(\lambda_{k+1})$.*

One problem with the estimate in (7) is that it is expensive to compute, given that each entry of $\hat{c}^H(\lambda_{k+1})_j$ involves an inner product between x_i^T and $\hat{\beta}^H(\lambda_k) = X_{\mathcal{A}_k} (X_{\mathcal{A}_k}^T X_{\mathcal{A}_k})^{-1} \text{sign}(\hat{\beta}_{\mathcal{A}_k}(\lambda_k))$. We therefore suggest the following modification, which computes these inner products only for the set of predictors indexed by the strong rule, effectively replacing these inner products with simple sign evaluations across all indices in the intersection of the inactive set and the strong set:

$$\hat{c}^H(\lambda_{k+1})_j := \begin{cases} -\lambda \text{sign} \hat{\beta}(\lambda_k)_j & \text{if } j \in \mathcal{A}_{\lambda_k}, \\ 0 & \text{if } |\tilde{c}^S(\lambda_{k+1})_j| < \lambda_{k+1} \text{ and } j \in \mathcal{A}_{\lambda_k}, \\ \tilde{c}^H(\lambda_{k+1})_j & \text{else.} \end{cases} \quad (8)$$

Because of the presence of the Hessian matrix in the expression of the gradient estimate, we call this the *Hessian screening rule*. We make one final adjustment to the rule, which is to add a proportion of the unit bound (used in the strong rule) to the gradient estimate:

$$\tilde{c}^{HS}(\lambda_{k+1})_j := \hat{c}^H(\lambda_{k+1})_j + \gamma(\lambda_{k+1} - \lambda_k) \text{sign}(c(\lambda_k)),$$

where $\gamma \in \mathbb{R}_+$. Without this modification, the rule would give rise to more violations than necessary, because the rule otherwise involves no upwards bias on the gradient estimate. In our experiments, we have used $\gamma = 0.01$, which appears to work well for most problems we have encountered.

3.4 Updating the Hessian

A potential drawback to using the Hessian screening rule is unsurprisingly the computational costs of computing the Hessian and its inverse. Let \mathcal{A}_k be the active set at step k on the lasso path. In order to use the Hessian screening rule we need $H_k^{-1} = (X_{\mathcal{A}_k}^T X_{\mathcal{A}_k})^{-1}$. Computing $(X_{\mathcal{A}_k}^T X_{\mathcal{A}_k})^{-1}$ directly, however, has numerical complexity $O(|\mathcal{A}_k|^3 + |\mathcal{A}_k|^2 n)$. But if we have stored (H_{k-1}^{-1}, H_{k-1}) previously, we can utilize it to compute (H_k^{-1}, H_k) more efficiently via [Algorithm 1](#). The algorithm has a reduction step and an augmentation step; in the reduction step, we reduce the Hessian and its inverse to remove the presence of any predictors that are no longer active. In the augmentation step, we update the Hessian and its inverse to account for predictors that have just become active.

³This result is not a new discovery [[Efr+04](#)], but is included here for convenience because the following results depend on it.

The complexity of the steps depends on the size of the sets $\mathcal{C} = \mathcal{A}_{k-1} \setminus \mathcal{A}_k, \mathcal{D} = \mathcal{A}_k \setminus \mathcal{A}_{k-1}$, and $\mathcal{E} = \mathcal{A}_k \cap \mathcal{A}_{k-1}$. The complexity of the reduction step is $O(|\mathcal{C}|^3 + |\mathcal{C}|^2|\mathcal{E}| + |\mathcal{C}||\mathcal{E}|^2)$ and the complexity of the augmentation step is $O(|\mathcal{D}|^2n + n|\mathcal{D}||\mathcal{E}| + |\mathcal{D}|^2|\mathcal{E}| + |\mathcal{D}|^3)$ since $n \geq \max(|\mathcal{E}|, |\mathcal{D}|)$. An iteration of [Algorithm 1](#) therefore has complexity $O(|\mathcal{D}|^2n + n|\mathcal{D}||\mathcal{E}| + |\mathcal{C}|^3 + |\mathcal{C}||\mathcal{E}|^2)$.

In most applications, the computationally dominant term will be $n|\mathcal{D}||\mathcal{E}|$ (since, typically, $n > |\mathcal{E}| > \mathcal{D} > \mathcal{C}$) which could be compared to evaluating the gradient for $\beta_{\mathcal{A}_k}$, which is $n(|\mathcal{D}| + |\mathcal{E}|)$ when $\beta_{\mathcal{A}_k^c} = 0$.

Algorithm 1 This algorithm provides computationally efficient updates for the inverse of the Hessian. Note the slight abuse of notation here in that \mathcal{E} is used both for X and Q . It is implicitly understood that $Q_{\mathcal{E}\mathcal{E}}$ is the sub-matrix of Q that corresponds to the columns \mathcal{E} of X .

Require: $X, H = X_{\mathcal{A}}^T X_{\mathcal{A}}, Q := H^{-1}, \mathcal{A}, \mathcal{B}$

```

1:  $\mathcal{C} := \mathcal{A} \setminus \mathcal{B}$ 
2:  $\mathcal{D} := \mathcal{B} \setminus \mathcal{A}$ 
3: if  $\mathcal{C} \neq \emptyset$  then
4:    $\mathcal{E} := \mathcal{A} \cap \mathcal{B}$ 
5:    $Q := Q_{\mathcal{E}\mathcal{E}} - Q_{\mathcal{E}\mathcal{E}^c} Q_{\mathcal{E}^c\mathcal{E}^c}^{-1} Q_{\mathcal{E}^c\mathcal{E}}$ 
6:    $\mathcal{A} := \mathcal{E}$ 
7: end if
8: if  $\mathcal{D} \neq \emptyset$  then
9:    $S := X_{\mathcal{D}}^T X_{\mathcal{D}} - X_{\mathcal{D}}^T X_{\mathcal{A}} Q X_{\mathcal{A}}^T X_{\mathcal{D}}$ 
10:   $Q := \begin{bmatrix} Q + Q X_{\mathcal{A}}^T X_{\mathcal{D}} S^{-1} X_{\mathcal{D}}^T X_{\mathcal{A}} Q & -Q X_{\mathcal{A}}^T X_{\mathcal{D}} S^{-1} \\ -S^{-1} X_{\mathcal{D}}^T X_{\mathcal{A}} Q & S^{-1} \end{bmatrix}$ 
11: end if
12: return  $H^*$ 

```

Note that we have so far assumed that the inverse of the Hessian exists, but this need not be the case. To deal with this issue we precondition the Hessian. See the supplement for details.

3.5 Warm Starts

The availability of the Hessian and its inverse offers a coefficient warm start that is more accurate than the standard, naive, approach of using the estimate from the previous step. With the Hessian screening rule, we use the following warm start.

$$\hat{\beta}(\lambda_{k+1})_{\mathcal{A}_k} := (\lambda_k - \lambda_{k+1}) H_{\mathcal{A}_k}^{-1} \text{sign}(\hat{\beta}(\lambda_k)_{\mathcal{A}_k}), \quad (9)$$

where $H_{\mathcal{A}_k}^{-1}$ is the Hessian matrix for the differentiable part of the objective.

Remark 2. The warm start offered by (9) is the exact solution at λ_k if the active set remains constant in $[\lambda_{k+1}, \lambda_k]$.

As a first demonstration of the value of this warm start, we look at two datasets: *YearPredictionMSD* and *colon-cancer*. We fit a full regularization path using the setup as outlined in [section 4](#), with or without Hessian warm starts. For *YearPredictionMSD* we use the standard lasso, and for *colon-cancer* ℓ_1 -regularized logistic regression.

The Hessian warm starts offer sizable reductions in the number of passes of the solver ([Figure 1](#)). This is particularly true for *YearPredictionMSD*—the $n \gg p$ scenario—where the algorithm only requires a single pass for several of the steps. On close inspection, this is not a surprising find. There are no changes in the active set for many of these steps, which means that the warm start is almost exact—“almost” due to the use of a preconditioner for the Hessian (see [Appendix B](#)).

3.6 Algorithmic Details

The Hessian screening rule is heuristic, which means there may be violations. This necessitates that we verify the KKT conditions after having reached convergence for the screened set of predictors, and add predictors back for which these checks fail. Because the costs involved in checking the KKT conditions are high when p is large, we employ a procedure equivalent to the one used in Tibshirani

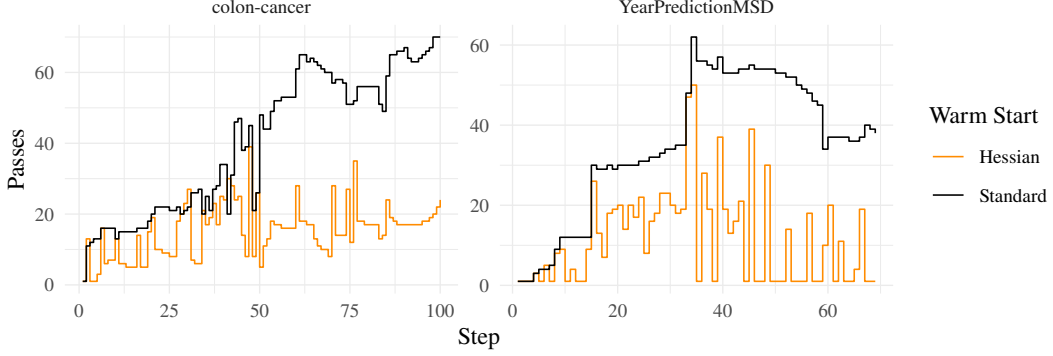


Figure 1: Number of passes of coordinate descent for two datasets using either Hessian warm starts (9) or standard warm starts (the solution from the previous step). We use ℓ_1 -regularized least-squares and logistic regression for YearPredictionMSD and colon-cancer respectively. The dimensions of the design matrices are $463\,715 \times 90$ for YearPredictionMSD and 62×2000 for colon-cancer.

et al. [Tib+12] for the working set strategy: we first check the KKT conditions for the set of predictors singled out by the strong rule and then, if there are no violations in that set, check the full set of predictors for violations. This works well because the strong rule is conservative—violations are rare—which means that we seldom need to run the KKT checks for the entire set more than once.

We make one more modification in our implementation of the Hessian screening rule, which is to use the union of the ever-active predictors and those screened by the screening rule as our final set of screened predictors. We note that this is a marginal improvement to the rule, since violations of the rule are already quite infrequent. But it is included nonetheless, given that it comes at no cost and occasionally prevents violations.

3.7 General Loss Functions

We now venture beyond the standard lasso and consider loss functions of the form

$$f(\beta; X) = \sum_{i=1}^n f_i(x_i^T \beta) \quad (10)$$

where f_i is convex and twice differentiable. This, for instance, includes logistic, multinomial, and Poisson loss functions. For the strong rule and working set strategy, this extension does not make much of a difference. With the Hessian screening rule, however, the situation is different.

To see this, we start by noting that our method involving the Hessian is really a quadratic Taylor approximation of (1) around a specific point, β_0 . For loss functions of the type (10), this approximation is

$$Q(\beta, \beta_0) = f(\beta_0; X) + \sum_{i=1}^n x_i^T f'_i(x_i^T \beta_0) (\beta - \beta_0) + \frac{1}{2} (\beta - \beta_0)^T x_i^T f''_i(x_i^T \beta_0) x_i (\beta - \beta_0),$$

which is up to a term independent of β equal to

$$Q(\beta, \beta_0) = \frac{1}{2} (\tilde{y}(\beta_0) - X\beta)^T D(w(\beta_0)) (\tilde{y}(\beta_0) - X\beta),$$

where $D(w(\beta_0))$ is a diagonal matrix with diagonal entries $w(\beta_0)$ where $w(\beta_0)_i = f''(x_i^T \beta_0)$ and

$$\tilde{y}(\beta_0)_i = \frac{f'_i(x_i^T \beta_0)}{f''_i(x_i^T \beta_0)}.$$

Suppose that we are on the lasso path at λ_k and want to approximate $c(\lambda_{k+1})$. In this case, we simply replace $f(\beta; X)$ in (1) with $Q(\beta, \hat{\beta}(\lambda_k))$, which leads to the following gradient approximation:

$$c^H(\lambda_{k+1}) = c(\lambda_k) + (\lambda_{k+1} - \lambda_k) X^T D(w) X_{\mathcal{A}_k} (X_{\mathcal{A}_k}^T D(w) X_{\mathcal{A}_k})^{-1} \text{sign}(\hat{\beta}(\lambda_k)_{\mathcal{A}_k}),$$

where $w = w(\hat{\beta}(\lambda_k))$. Unfortunately, we cannot use [Algorithm 1](#) to update $X_{\mathcal{A}_k}^T D(w) X_{\mathcal{A}_k}$. This means that we are forced to either update the Hessian directly at each step, which can be computationally demanding when $|\mathcal{A}_k|$ is large and inefficient when X is very sparse, or to approximate $D(w)$ with an upper bound. In logistic regression, for instance, we can use $1/4$ as such a bound, which also means that we once again can use [Algorithm 1](#).

In our experiments, we have employed the following heuristic to decide whether to use an upper bound or compute the full Hessian in these cases: we use full updates at each step if $\text{sparsity}(X)n / \max\{n, p\} < 10^{-3}$ and the upper bound otherwise.

4 Experiments

Throughout the following experiments, we scale and center predictors with the mean and uncorrected sample standard deviation respectively. For the lasso, we also center the response vector, y , with the mean. To construct the regularization path, we adopt the default settings from `glmnet`: we use a log-spaced path of 100 λ values from λ_{\max} to $\varepsilon\lambda_{\max}$, where $\varepsilon = 10^{-2}$ if $p > n$ and 10^{-4} otherwise. We stop the path whenever the deviance ratio, $1 - \text{dev}/\text{dev}_{\text{null}}$, is equal to or exceeds 0.999 or the fractional decrease in deviance is less than 10^{-5} . In addition, when $p \geq n$ we also stop the path whenever the number of active predictors is equal to or exceeds n .

We use cyclical coordinate descent [[FHT10](#)], and in the case of logistic regression, augment the solver with a line search⁴ adopted from Lee, Sun, and Saunders [[LSS14](#)]. We use a two-fold stopping criterion, considering the model to converge when the duality gap as a fraction of the primal value for the null model is less than or equal to 10^{-6} and the amount of *infeasibility*, which we define as $\max_i (|c_i| - \lambda)$, as a fraction of λ_{\max} is lower than or equal to 10^{-5} . In our comparisons, we use the working set strategy [[Tib+12](#)], EDPP [[WWY15](#)]⁵, and the active warm-start dynamic version of the Gap Safe rule [[FGS15](#)]. In the case of Gap Safe, we follow the authors’ recommendations and run the screening procedure every tenth pass of the solver. As discussed in [section 1](#), EDPP cannot be used safely when the exact optimal solution is not available and, because of this, we invoke checks of the optimality conditions also for this method.

The code used in these experiments was programmed in C++ using the Armadillo library [[ES14](#); [SC16](#)] and organized as an R package via Rcpp [[EF11](#)]. We used the `renv` package [[Ush21](#)] to maintain dependencies and run every experiment through a Singularity [[KSB17](#)] container to facilitate reproducibility. The Singularity container and the source code, including recipes for reconstructing the Singularity container, can be found at <https://github.com/jolars/HessianScreening/>. An HPC cluster node with two Intel Xeon E5-2650 v3 processors (Haswell, 20 compute cores per node) and 64 GB of RAM was used to run the experiments. Our code is licensed under the GNU General Public License, version 3.

4.1 Simulated Data

Let $X \in \mathbb{R}^{n \times p}$, $\beta \in \mathbb{R}^p$, and $y \in \mathbb{R}^n$ be the predictor matrix, coefficient vector, and response vector respectively. We draw the rows of the predictor matrix independently and identically distributed from $\mathcal{N}(0, \Sigma)$ and generate the response from $\mathcal{N}(X\beta, \sigma^2 I)$ with $\sigma^2 = \beta^T \Sigma \beta / \text{SNR}$, where SNR is the signal-to-noise ratio. We set s coefficients, equally spaced throughout the coefficient vector, to 1 and the rest to zero.

In our simulations, we consider two scenarios: a low-dimensional scenario and a high-dimensional scenario. In the former, we set $n = 10\,000$, $p = 100$, $s = 5$, and the SNR to 1. In the high-dimensional scenario, we take $n = 400$, $p = 40\,000$, $s = 20$, and set the SNR to 2. These SNR values are inspired by the discussion in Hastie, Tibshirani, and Tibshirani [[HTT20](#)] and intend to cover the middle-ground in terms of signal strength. We run our simulations for 20 iterations.

From [Figure 2](#), it is clear that the Hessian screening rule performs best, taking the least time in every setting except for the low-correlation Gaussian setting—where EDPP and the working set strategy do equally well. As expected, the performance boost offered by the Hessian rule is particularly

⁴We experienced cases of divergence and stalling without the line search for some of the real data sets in this paper, which is why it is used here.

⁵Note that EDPP is only applicable to least-squares regression.

prominent in the high-correlation setting, where the Hessian rule is several times faster than the runner-up, the working set strategy. We also note that the Hessian rule performs best also in the no-correlation setting in the case of ℓ_1 -regularized logistic regression.

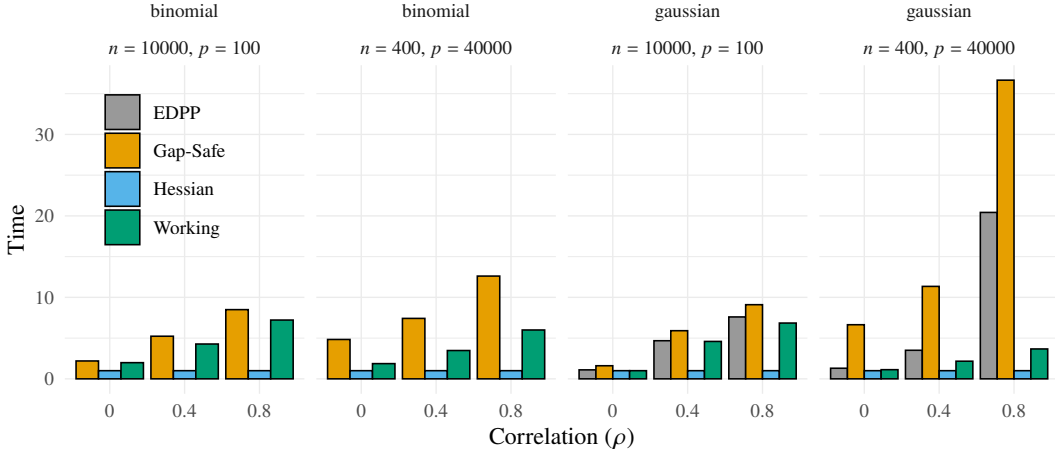


Figure 2: Time to fit a full regularization path for ℓ_1 -regularized least-squares and logistic regression to a design with n observations, p predictors, and pairwise correlation between predictors of ρ . Time is relative to the minimal value for each group.

4.2 Real Data

In this section, we conduct experiments on real datasets. We run as many iterations as required in order to achieve a standard error that is within 5% of the mean. For additional information on these datasets, please see the supplementary material.

Starting with the case of ℓ_1 -regularized least-squares regression, we notice that the Hessian screening rule performs best for all four datasets tested here (Table 1), although the working set strategy performs similarly for the e2006-log1p dataset. For the other cases, meanwhile, the Hessian rule is considerably faster, outperforming the working set method by a factor of roughly two, three, and eight times for the e2006-tfidf, YearPredictionMSD, and cadata datasets respectively. Finally, we also observed in these experiments that the EDPP rule yields a large number of violations for both of the e2006 datasets, in fact screening none of the predictors for the second half of the path in each case. This finding has been replicated previously [Ndi+16, supplement].

Table 1: Time to fit a full regularization path of ℓ_1 -regularized least-squares regression to real datasets. Density and time values are rounded to two and three significant figures respectively.

Dataset	n	p	Density	Time (s)			
				Gap Safe	Hessian	Working	EDPP
cadata	20 640	8	1	1.65	0.196	1.42	1.49
e2006-log1p	16 087	4 272 227	0.0014	13 200	194	204	942
e2006-tfidf	16 087	150 360	0.0083	565	29.3	66.8	337
YearPredMSD	463 715	90	1	196	46.9	159	142

In the case of ℓ_1 -regularized logistic regression, the Hessian rule again performs best for most of the examined datasets, the primary exception being the rcv1 dataset, where the working set strategy takes 30% less time compared to the Hessian rule. The reason for this lies with the combination of high sparsity and relatively similar n and p values, given that the Hessian does not benefit from this sparsity and operations involving it become expensive, relatively speaking, when n is close to p .

The working method is also slightly faster for the arcene dataset. In all other cases, however, the Hessian rule comes out ahead of the remaining screening rules, for instance taking a sixth of the time

required for the Gap Safe and working set methods on the madelon dataset, and approximately half the time on the colon-cancer and duke-breast-cancer datasets.

Table 2: Time to fit a full regularization path of ℓ_1 -regularized logistic regression to real datasets. Density and time values have been rounded to two significant figures.

Dataset	n	p	Density	Time (s)		
				Gap Safe	Hessian	Working
arcene	100	10 000	0.54	11	8.0	7.1
colon-cancer	62	2000	1	0.45	0.19	0.36
duke-breast-cancer	44	7129	1	0.49	0.20	0.38
ijcnn1	35 000	22	1	29	9.9	29
madelon	2000	500	1	620	94	580
news20	19 996	1 355 191	0.000 34	33 000	1700	2300
rcv1	20 242	47 236	0.0016	940	530	380

Finally, note that we have also provided some additional results related to effectiveness and violations of the rules in the supplement.

5 Discussion

In this paper, we have presented the Hessian screening rule: a new heuristic predictor screening rule for ℓ_1 -regularized regression. The development of the rule was motivated by issues that current screening rules face in the presence of highly correlated predictors. We have shown that our screening rule overcomes these limitations, offering large performance improvements over competing methods. We have moreover demonstrated that our rule is competitive even in the low-correlation setting and outperform other screening rules for the majority of real datasets that we have studied here. The improved performance of the rule appears to come not only from improved effectiveness in screening, but also from the much-improved warm starts thanks to the availability of the Hessian, which enables our method to dominate in the $n \gg p$ setting. Note that although we have focused on ℓ_1 -regularized least-squares and logistic regression here, our rule is widely applicable to any composite objective for which the differentiable part is twice-differentiable.

One scenario in which the rule appears to be less successful is the $n \approx p$ context with very sparse design matrices. Here, operations involving the Hessian become too expensive relative to the benefits the Hessian screening rule offers. In these situations, which are easy to identify, the best choice instead appears to be the working set strategy.

Many avenues remain to be explored in the context of Hessian-based screening rules, such as developing more efficient methods for updating of the Hessian matrix for non-least-squares objectives, such as logistic regression. Other interesting directions also include adapting the rules to more complicated regularization problems, such as the fused lasso [Tib+05] or SLOPE [Bog+15].

Finally, we can think of no potential negative societal impacts that this work may have, given that it is solely concerned with improving the performance of existing algorithms.

Acknowledgments and Disclosure of Funding

The computations were enabled by resources provided by the Swedish National Infrastructure for Computing (SNIC) at LUNARC partially funded by the Swedish Research Council through grant agreement no. 2018-05973.

We received no external funding for the work in this paper and have no financial relationships that are relevant to this work.

References

- [AB19] Talal Ahmed and Waheed U. Bajwa. “ExSIS: Extended Sure Independence Screening for Ultrahigh-Dimensional Linear Models”. In: *Signal Processing* 159 (June 1, 2019),

- pp. 33–48. ISSN: 0165-1684. DOI: [10.1016/j.sigpro.2019.01.018](https://doi.org/10.1016/j.sigpro.2019.01.018). URL: <http://www.sciencedirect.com/science/article/pii/S0165168419300271> (visited on 01/22/2021).
- [Alo+99] U. Alon et al. “Broad Patterns of Gene Expression Revealed by Clustering Analysis of Tumor and Normal Colon Tissues Probed by Oligonucleotide Arrays”. In: *Proceedings of the National Academy of Sciences* 96.12 (June 8, 1999), pp. 6745–6750. ISSN: 0027-8424, 1091-6490. DOI: [10.1073/pnas.96.12.6745](https://doi.org/10.1073/pnas.96.12.6745). pmid: [10359783](https://pubmed.ncbi.nlm.nih.gov/10359783/). URL: <https://www.pnas.org/content/96/12/6745> (visited on 04/14/2021).
- [Ber+11] Thierry Bertin-Mahieux et al. “The Million Song Dataset”. In: *Proceedings of the 12th International Conference on Music Information Retrieval (ISMIR 2011)*. ISMIR 2011. Miami, FL, USA: University of Miami, Oct. 24–28, 2011. ISBN: 978-0-615-54865-4. DOI: [10.7916/D8NZ8J07](https://doi.org/10.7916/D8NZ8J07). URL: <https://academiccommons.columbia.edu/doi/10.7916/D8NZ8J07>.
- [Bhi71] P. Bhimasankaram. “On Generalized Inverses of Partitioned Matrices”. In: *Sankhyā: The Indian Journal of Statistics, Series A (1961-2002)* 33.3 (1971), pp. 311–314. ISSN: 0581-572X. JSTOR: [25049742](https://www.jstor.org/stable/25049742).
- [Bog+15] Małgorzata Bogdan et al. “SLOPE – Adaptive Variable Selection via Convex Optimization”. In: *The annals of applied statistics* 9.3 (2015), pp. 1103–1140. ISSN: 1932-6157. DOI: [10.1214/15-AOAS842](https://doi.org/10.1214/15-AOAS842). pmid: [26709357](https://pubmed.ncbi.nlm.nih.gov/26709357/). URL: <https://projecteuclid.org/euclid.aos/1446488733> (visited on 12/17/2018).
- [CL11] Chih-chung Chang and Chih-jen Lin. “LIBSVM: A Library for Support Vector Machines”. In: *ACM Transactions on Intelligent Systems and Technology* 2.3 (May 2011), 27:1–27:27. DOI: [10.1145/1961189.1961199](https://doi.org/10.1145/1961189.1961199).
- [CL16] Chih-Chung Chang and Chih-Jen Lin. *LIBSVM Data: Classification, Regression, and Multi-Label*. LIBSVM - A library for Support Vector Machines. Dec. 22, 2016. URL: <https://www.csie.ntu.edu.tw/~cjlin/libsvmtools/datasets/> (visited on 03/12/2018).
- [DG19] Dheeru Dua and Casey Graff. *UCI Machine Learning Repository*. UCI machine learning repository. 2019. URL: <http://archive.ics.uci.edu/ml> (visited on 04/14/2021).
- [EF11] Dirk Eddelbuettel and Romain François. “Rcpp: Seamless R and C++ Integration”. In: *Journal of Statistical Software* 40.8 (2011), pp. 1–18. DOI: [10/gc3hqm](https://doi.org/10/gc3hqm). URL: <http://www.jstatsoft.org/v40/i08/>.
- [Efr+04] Bradley Efron et al. “Least Angle Regression”. In: *Annals of Statistics* 32.2 (Apr. 2004), pp. 407–499. ISSN: 0090-5364. DOI: [10.1214/009053604000000067](https://doi.org/10.1214/009053604000000067). URL: <https://projecteuclid.org/euclid.aos/1083178935> (visited on 08/20/2020).
- [ES14] Dirk Eddelbuettel and Conrad Sanderson. “RcppArmadillo: Accelerating R with High-Performance C++ Linear Algebra”. In: *Computational Statistics and Data Analysis* 71 (Mar. 2014), pp. 1054–1063. URL: [http://dx.doi.org/10.1016/j.csda.2013.02.005](https://dx.doi.org/10.1016/j.csda.2013.02.005).
- [EVR10] Laurent El Ghaoui, Vivian Viallon, and Tarek Rabbani. *Safe Feature Elimination in Sparse Supervised Learning*. UCB/EECS-2010-126. Berkeley: EECS Department, University of California, Sept. 21, 2010. URL: <http://www.eecs.berkeley.edu/Pubs/TechRpts/2010/EECS-2010-126.html>.
- [FGS15] Olivier Fercoq, Alexandre Gramfort, and Joseph Salmon. “Mind the Duality Gap: Safer Rules for the Lasso”. In: *Proceedings of the 37th International Conference on Machine Learning*. ICML 2015. Ed. by Francis Bach and David Blei. Vol. 37. Proceedings of Machine Learning Research. Lille, France: PMLR, July 6–11, 2015, pp. 333–342. URL: <http://proceedings.mlr.press/v37/fercoq15>.
- [FHT10] Jerome Friedman, Trevor Hastie, and Robert Tibshirani. “Regularization Paths for Generalized Linear Models via Coordinate Descent”. In: *Journal of Statistical Software* 33.1 (2010), pp. 1–22. DOI: [10.18637/jss.v033.i01](https://doi.org/10.18637/jss.v033.i01). URL: <http://www.jstatsoft.org/v33/i01/>.
- [FL08] Jianqing Fan and Jinchi Lv. “Sure Independence Screening for Ultrahigh Dimensional Feature Space”. In: *Journal of the Royal Statistical Society: Series B (Statistical Methodology)* 70.5 (2008), pp. 849–911. ISSN: 1467-9868. DOI: [10.1111/j.1467-9868.2008.00674.x](https://doi.org/10.1111/j.1467-9868.2008.00674.x). URL: <https://rss.onlinelibrary.wiley.com/doi/abs/10.1111/j.1467-9868.2008.00674.x> (visited on 03/09/2020).

- [Guy+04] Isabelle Guyon et al. “Result Analysis of the NIPS 2003 Feature Selection Challenge”. In: *Advances in Neural Information Processing Systems 17*. Neural Information Processing Systems 2004. Ed. by L. K. Saul, Y. Weiss, and L. Bottou. Vancouver, BC, Canada: MIT Press, Dec. 13–18, 2004, pp. 545–552. ISBN: 978-0-262-19534-8. URL: <https://papers.nips.cc/paper/2728-result-analysis-of-the-nips-2003-feature-selection-challenge> (visited on 03/02/2020).
- [HTT20] Trevor Hastie, Robert Tibshirani, and Ryan Tibshirani. “Best Subset, Forward Stepwise or Lasso? Analysis and Recommendations Based on Extensive Comparisons”. In: *Statistical Science* 35.4 (Nov. 2020), pp. 579–592. ISSN: 0883-4237. DOI: [10.1214/19-STS733](https://doi.org/10.1214/19-STS733). URL: <https://projecteuclid.org/euclid.ss/1605603631> (visited on 12/02/2020).
- [JG15] Tyler B Johnson and Carlos Guestrin. “Blitz: A Principled Meta-Algorithm for Scaling Sparse Optimization”. In: *Proceedings of the 32nd International Conference on Machine Learning*. International Conference on Machine Learning. Vol. 37. Lille, France: JMLR: W&CP, 2015, p. 9. URL: <http://proceedings.mlr.press/v37/johnson15.pdf>.
- [KD05] S. Sathiya Keerthi and Dennis DeCoste. “A Modified Finite Newton Method for Fast Solution of Large Scale Linear SVMs”. In: *The Journal of Machine Learning Research* 6.12 (Dec. 1, 2005), pp. 341–361. ISSN: 1532-4435. URL: <http://jmlr.org/papers/v6/keerthi05a.html>.
- [Kog+09] Shimon Kogan et al. “Predicting Risk from Financial Reports with Regression”. In: *Proceedings of Human Language Technologies: The 2009 Annual Conference of the North American Chapter of the Association for Computational Linguistics*. NAACL-HLT 2009. Boulder, Colorado: Association for Computational Linguistics, June 2009, pp. 272–280. URL: <https://www.aclweb.org/anthology/N09-1031> (visited on 04/14/2021).
- [KSB17] Gregory M. Kurtzer, Vanessa Sochat, and Michael W. Bauer. “Singularity: Scientific Containers for Mobility of Compute”. In: *PLOS ONE* 12.5 (May 11, 2017), e0177459. ISSN: 1932-6203. DOI: [10.1371/journal.pone.0177459](https://doi.org/10.1371/journal.pone.0177459). URL: <https://journals.plos.org/plosone/article?id=10.1371/journal.pone.0177459> (visited on 04/07/2021).
- [Lew+04] David D. Lewis et al. “RCV1: A New Benchmark Collection for Text Categorization Research”. In: *The Journal of Machine Learning Research* 5 (Dec. 1, 2004), pp. 361–397. ISSN: 1532-4435.
- [LSS14] Jason D. Lee, Yuekai Sun, and Michael A. Saunders. “Proximal Newton-Type Methods for Minimizing Composite Functions”. In: *SIAM Journal on Optimization* 24.3 (Jan. 1, 2014), pp. 1420–1443. ISSN: 1052-6234. DOI: [10.1137/130921428](https://doi.org/10.1137/130921428). URL: <https://epubs.siam.org/doi/abs/10.1137/130921428> (visited on 04/07/2021).
- [MGS18] Mathurin Massias, Alexandre Gramfort, and Joseph Salmon. “Celer: A Fast Solver for the Lasso with Dual Extrapolation”. In: *Proceedings of the 35th International Conference on Machine Learning*. ICML 2018. Ed. by Jennifer Dy and Andreas Krause. Vol. 80. Proceedings of Machine Learning Research. Stockholm, Sweden: PMLR, July 10–15, 2018, pp. 3315–3324. URL: <http://proceedings.mlr.press/v80/massias18a>.
- [Ndi+16] Eugene Ndiaye et al. *Efficient Smoothed Concomitant Lasso Estimation for High Dimensional Regression*. June 8, 2016. DOI: [10.1088/1742-6596/904/1/012006](https://doi.org/10.1088/1742-6596/904/1/012006). arXiv: [1606.02702](https://arxiv.org/abs/1606.02702) [cs, math, stat]. URL: <http://arxiv.org/abs/1606.02702> (visited on 04/22/2021).
- [Ndi+17] Eugene Ndiaye et al. “Gap Safe Screening Rules for Sparsity Enforcing Penalties”. In: *Journal of Machine Learning Research* 18.128 (2017), pp. 1–33. URL: <http://jmlr.org/papers/v18/16-577.html>.
- [PB97] R. Kelly Pace and Ronald Barry. “Sparse Spatial Autoregressions”. In: *Statistics & Probability Letters* 33.3 (May 5, 1997), pp. 291–297. ISSN: 0167-7152. DOI: [10.1016/S0167-7152\(96\)00140-X](https://doi.org/10.1016/S0167-7152(96)00140-X). URL: <https://www.sciencedirect.com/science/article/pii/S016771529600140X> (visited on 04/14/2021).
- [Pro01] Danil Prokhorov. “IJCNN 2001 Neural Network Competition”. Oral Presentation. IJCNN01 (Washington, DC, USA). July 15–19, 2001.

- [SC16] Conrad Sanderson and Ryan Curtin. “Armadillo: A Template-Based C++ Library for Linear Algebra”. In: *The Journal of Open Source Software* 1.2 (2016), p. 26. DOI: [10.21105/joss.00026](https://doi.org/10.21105/joss.00026). URL: <http://joss.theoj.org/papers/10.21105/joss.00026>.
- [Sta05] StatLib. *Datasets Archive*. StatLib. July 19, 2005. URL: <http://lib.stat.cmu.edu/datasets/> (visited on 04/14/2021).
- [Tib+05] Robert Tibshirani et al. “Sparsity and Smoothness via the Fused Lasso”. In: *Journal of the Royal Statistical Society: Series B (Statistical Methodology)* 67.1 (2005), pp. 91–108. ISSN: 1467-9868. DOI: [10.1111/j.1467-9868.2005.00490.x](https://doi.org/10.1111/j.1467-9868.2005.00490.x). URL: <https://rss.onlinelibrary.wiley.com/doi/abs/10.1111/j.1467-9868.2005.00490.x> (visited on 04/26/2021).
- [Tib+12] Robert Tibshirani et al. “Strong Rules for Discarding Predictors in Lasso-Type Problems”. In: *Journal of the Royal Statistical Society. Series B: Statistical Methodology* 74.2 (Mar. 2012), pp. 245–266. ISSN: 1369-7412. DOI: [10/c4bb85](https://doi.org/10.1016/j.sbspro.2012.03.001). URL: [https://iths.pure.elsevier.com/en/publications/strong-rules-for-discarding-predictors-in-lasso-type-problems](https://www.elsevier.com/locate/S0950268812000011) (visited on 03/16/2018).
- [Tib11] Robert Tibshirani. *Index of /~tibs/Strong*. Stanford Statistics. Sept. 6, 2011. URL: <https://statweb.stanford.edu/~tibs/strong/> (visited on 04/14/2021).
- [Tib96] Robert Tibshirani. “Regression Shrinkage and Selection via the Lasso”. In: *Journal of the Royal Statistical Society: Series B (Methodological)* 58.1 (1996), pp. 267–288. ISSN: 0035-9246. JSTOR: [2346178](https://www.jstor.org/stable/2346178).
- [Ush21] Kevin Ushey. *Renv: Project Environments*. Version 0.13.2. R Studio, 2021. URL: <https://CRAN.R-project.org/package=renv>.
- [Wan+14] Jie Wang et al. “A Safe Screening Rule for Sparse Logistic Regression”. In: *Proceedings of the 27th International Conference on Neural Information Processing Systems - Volume 1*. NIPS’14. Cambridge, MA, USA: MIT Press, Dec. 8, 2014, pp. 1053–1061.
- [Wes+01] M. West et al. “Predicting the Clinical Status of Human Breast Cancer by Using Gene Expression Profiles”. In: *Proceedings of the National Academy of Sciences of the United States of America* 98.20 (Sept. 25, 2001), pp. 11462–11467. ISSN: 0027-8424. DOI: [10.1073/pnas.201162998](https://doi.org/10.1073/pnas.201162998). pmid: [11562467](https://pubmed.ncbi.nlm.nih.gov/11562467/).
- [WWY15] Jie Wang, Peter Wonka, and Jieping Ye. “Lasso Screening Rules via Dual Polytope Projection”. In: *Journal of Machine Learning Research* 16.1 (May 15, 2015), pp. 1063–1101. ISSN: 1532-4435.
- [XR12] Zhen James Xiang and Peter J. Ramadge. “Fast Lasso Screening Tests Based on Correlations”. In: *2012 IEEE International Conference on Acoustics, Speech and Signal Processing (ICASSP)*. 2012 IEEE International Conference on Acoustics, Speech and Signal Processing (ICASSP). Mar. 2012, pp. 2137–2140. DOI: [10.1109/ICASSP.2012.6288334](https://doi.org/10.1109/ICASSP.2012.6288334).
- [XXR11] Zhen J. Xiang, Hao Xu, and Peter J Ramadge. “Learning Sparse Representations of High Dimensional Data on Large Scale Dictionaries”. In: *Advances in Neural Information Processing Systems 24*. Neural Information Processing Systems 2011. Ed. by J. Shawe-Taylor et al. Curran Associates, Inc., Dec. 12–17, 2011, pp. 900–908. URL: <https://papers.nips.cc/paper/4400-learning-sparse-representations-of-high-dimensional-data-on-large-scale-dictionaries>.
- [ZYB21] Yaohui Zeng, Tianbao Yang, and Patrick Breheny. “Hybrid Safe–Strong Rules for Efficient Optimization in Lasso-Type Problems”. In: *Computational Statistics & Data Analysis* 153 (Jan. 1, 2021), p. 107063. ISSN: 0167-9473. DOI: [10.1016/j.csda.2020.107063](https://doi.org/10.1016/j.csda.2020.107063). URL: <http://www.sciencedirect.com/science/article/pii/S0167947320301547> (visited on 09/08/2020).

A Proofs

A.1 Proof of Theorem 1

It suffices to verify that the KKT conditions hold for $\hat{\beta}^{\lambda^*}(\lambda)$, i.e. that $\mathbf{0}$ is in the subdifferential. By (ii) it follows that the indices $\mathcal{A}_{\lambda^*}^c$ in the subdifferential contain zero. That leaves us only to show

that $\nabla f(\hat{\beta}^{\lambda^*}(\lambda); X)_{\mathcal{A}_{\lambda^*}} = \lambda \text{sign}(\hat{\beta}^{\lambda^*}(\lambda))_{\mathcal{A}_{\lambda^*}}$.

$$\begin{aligned} & \nabla f(\hat{\beta}^{\lambda^*}(\lambda); X)_{\mathcal{A}_{\lambda^*}} \\ &= X_{\mathcal{A}_{\lambda^*}}^T \left(y - X_{\mathcal{A}_{\lambda^*}} \hat{\beta}^{\lambda^*}(\lambda)_{\mathcal{A}_{\lambda^*}} \right) \\ &= X_{\mathcal{A}_{\lambda^*}}^T \left(y - X_{\mathcal{A}_{\lambda^*}} \beta(\lambda^*)_{\mathcal{A}_{\lambda^*}} - (\lambda^* - \lambda) X_{\mathcal{A}_{\lambda^*}} (X_{\mathcal{A}_{\lambda^*}}^T X_{\mathcal{A}_{\lambda^*}})^{-1} \text{sign} \beta(\lambda^*)_{\mathcal{A}_{\lambda^*}} \right) \\ &= \nabla f(\hat{\beta}^{\lambda^*}(\lambda^*))_{\mathcal{A}_{\lambda^*}} - (\lambda^* - \lambda) \text{sign} \hat{\beta}(\lambda^*)_{\mathcal{A}_{\lambda^*}} \\ &= \lambda \text{sign} \hat{\beta}(\lambda^*)_{\mathcal{A}_{\lambda^*}}, \end{aligned}$$

which by (i) equals $\lambda \text{sign}(\hat{\beta}^{\lambda^*}(\lambda))_{\mathcal{A}_{\lambda^*}}$.

B Singular or Ill-Conditioned Hessians

In this section, we discuss situations in which the Hessian is singular or ill-conditioned and propose remedies for these situations.

Inversion of the Hessian demands that the null space corresponding to the active predictors \mathcal{A}_λ contains only the zero vector, which typically holds when the columns of X are in general position, such as in the case of data simulated from continuous distributions. It is not, however, generally the case with discrete-valued data, particularly not in when $p \gg n$. In [Lemma 1](#), we formalize this point.

Lemma 1. *Suppose that we have $e \in \mathbb{R}^p$ such that $Xe = 0$. Let $\hat{\beta}(\lambda)$ be the solution to (1) and $\mathcal{E} = \{i : e_i \neq 0\}$; then $|\hat{\beta}(\lambda)_{\mathcal{E}}| > 0$ only if there exists a $z \in \mathbb{R}^p$ where $z_{\mathcal{E}} \in \{-1, 1\}^{|\mathcal{E}|}$ such that $z^T e = 0$.*

Proof. $\sum_{j \in \mathcal{E}} x_j e_j = 0$ by assumption. Then, since $\hat{\beta}(\lambda)$ is the solution to (1), it follows that $x_j^T \nabla f(X\beta) = \text{sign}(\beta_j)\lambda$ for all $j \in \mathcal{E}$. Hence

$$\sum_{j \in \mathcal{E}} x_j^T \nabla f(X\beta) e_j = \sum_{j \in \mathcal{E}} \text{sign}(\beta_j) \lambda e_j = \lambda \sum_{j \in \mathcal{E}} \text{sign}(\beta_j) e_j = 0,$$

and $z_{\mathcal{E}^c} = 0$, $z_{\mathcal{E}} = \text{sign}(\beta_{\mathcal{E}})$. □

In our opinion, the most salient feature of this result is that if all predictors in \mathcal{E} except i are known to be active, then predictor i is active iff $e_i = \sum_{j \in \mathcal{E} \setminus i} \pm e_j$. If the columns of X are independent and normally distributed, this cannot occur and hence one will never see a null space in $X_{\mathcal{A}}$. Yet if $X_{ij} \in \{0, 1\}$, one should expect the null space to be non-empty frequently. A simple instance of this occurs when the columns of X are duplicates, in which case $|e| = 2$.

Duplicated predictors are fortunately easy to handle since they enter the model simultaneously. And we have, in our program, implemented measures that deal efficiently with this issue by dropping them from the solution after fitting and adjust $\hat{\beta}$ accordingly.

Dealing with the presence of rank-deficiencies due to the existence of linear combinations among the predictors is more challenging. In the work for this paper, we developed a strategy to deal with this issue directly by identifying such linear combinations through spectral decompositions. During our experiments, however, we discovered that this method often runs into numerical issues that require other modifications that invalidate its usefulness. We have therefore opted for a different strategy, but include this work in [Appendix C](#) for anyone who is interested in this approach.

To deal with singularities and ill-conditioned Hessian matrices, we instead use preconditioning. At step k , we form the spectral decomposition

$$H_{\mathcal{A}_k} = Q\Lambda Q^T.$$

Then, if $\min_i (\text{diag}(\Lambda)) < \alpha$, we add a factor α to the diagonal of $H_{\mathcal{A}_k}$. Then we substitute

$$\hat{H}_{\mathcal{A}_k}^{-1} = Q^T (I\alpha + \Lambda)^{-1} Q$$

for the true Hessian inverse. An analogous approach is taken when updating the Hessian incrementally as in [Algorithm 1](#). In our experiments, we have set $\alpha := n10^{-4}$.

C Updating the Hessian in the Presence of an Active Null Space

A possible issue with [Algorithm 1](#) is that S in that algorithm might be singular. We could use the Moore–Penrose inverse or a pre-conditioner to deal with this problem, but an alternative strategy is to filter out columns in the active set such that the remaining columns are positive definite. To do so we need to identify the zero eigenvectors of Q ; the following lemma shows how to derive them.

Lemma 2. *Suppose that $Se = 0$. Then*

$$H \begin{bmatrix} (X_A^T X_A)^{-1} X_A^T X_D e \\ -e \end{bmatrix} = 0.$$

Proof. Note that

$$S = \left(X_D - X_A (X_A^T X_A)^{-1} X_A^T X_D \right)^T \left(X_D - X_A (X_A^T X_A)^{-1} X_A^T X_D \right).$$

And since $Se = 0$ it follows that $\left(X_D - X_A (X_A^T X_A)^{-1} X_A^T X_D \right) e = 0$. It follows that

$$\begin{aligned} H \begin{bmatrix} (X_A^T X_A)^{-1} X_A^T X_D e \\ -e \end{bmatrix} &= \begin{bmatrix} X_A^T X_A & X_A^T X_D \\ X_D^T X_A & X_D^T X_D \end{bmatrix} \begin{bmatrix} (X_A^T X_A)^{-1} X_A^T X_D e \\ -e \end{bmatrix} \\ &= \begin{bmatrix} X_A^T X_A (X_A^T X_A)^{-1} X_A^T X_D e - X_A^T X_D e \\ X_D^T \left(X_A (X_A^T X_A)^{-1} X_A^T X_D - X_D^T X_D \right) e \end{bmatrix} = 0. \end{aligned}$$

□

Augmenting the Hessian, that is, updating it when a predictor enters the active set, using [Algorithm 1](#) when H is singular can be achieved by replacing S^{-1} with the Moore–Penrose inverse, which, using results in Bhimasankaram [[Bhi71](#)], means that H^\dagger is equal to Q .

In contrast to augmenting the Hessian, reducing—removing the influence of a predictor—it is not trivial when it is defective. Here, we derive how to reduce the Hessian when \mathcal{E}^c is a scalar.

Lemma 3. *Let E be the null space of H ; then, if $|E_{\mathcal{E}^c}^c| = 0$, we have*

$$Q = Q_{\mathcal{E}\mathcal{E}} - Q_{\mathcal{E}\mathcal{E}^c} Q_{\mathcal{E}^c\mathcal{E}^c}^{-1} Q_{\mathcal{E}^c\mathcal{E}}^T.$$

Yet if $|E_{\mathcal{E}^c}^c| \neq 0$ selects a vector of E where $|e_{\mathcal{E}^c}| \neq 0$ update the null space where \mathcal{E}^c is removed, and update

$$Q = Q_{\mathcal{E}\mathcal{E}} - \frac{1}{e_{\mathcal{E}^c}^2} Q_{\mathcal{E}\mathcal{E}^c} e_{\mathcal{E}^c}^T - \frac{1}{e_{\mathcal{E}^c}^2} e_{\mathcal{E}^c}^T Q_{\mathcal{E}^c\mathcal{E}} + \frac{Q_{\mathcal{E}^c\mathcal{E}^c}}{e_{\mathcal{E}^c}^2} e_{\mathcal{E}^c} e_{\mathcal{E}^c}^T.$$

Proof. Sketch Let $H = H_1 + \lambda e e^T$ (assume $0 < \lambda < \infty$) where $H_1 e = 0$ and $Q = H^{-1} = H_1^\dagger + \lambda^{-1} e e^T$. From the Schur complement, it follows that $(H_{\mathcal{E}\mathcal{E}})^\dagger = Q_{\mathcal{E}\mathcal{E}} - \frac{1}{Q_{\mathcal{E}^c\mathcal{E}^c}} Q_{\mathcal{E}\mathcal{E}^c} Q_{\mathcal{E}^c\mathcal{E}}^T$.

Now $Q_{\mathcal{E}^c\mathcal{E}^c} = \left(H_1^\dagger \right)_{\mathcal{E}^c\mathcal{E}^c} + \frac{1}{\lambda} e_{\mathcal{E}^c}^2 = c_H + \lambda^{-1} e_{\mathcal{E}^c}^2$ and $Q_{\mathcal{E}\mathcal{E}^c} = \left(H_1^\dagger \right)_{\mathcal{E},\mathcal{E}^c} + \frac{1}{\lambda} e_{\mathcal{E}} e_{\mathcal{E}^c}^T$ thus

$$\begin{aligned} \frac{1}{Q_{\mathcal{E}^c\mathcal{E}^c}} Q_{\mathcal{E}\mathcal{E}^c} Q_{\mathcal{E}^c\mathcal{E}}^T &= \frac{1}{c_H + \lambda^{-1} e_{\mathcal{E}^c}^2} \left(H_1^\dagger \right)_{\mathcal{E},\mathcal{E}^c} \left(H_1^\dagger \right)_{\mathcal{E}^c,\mathcal{E}}^T + \frac{\lambda^{-2} e_{\mathcal{E}}^2}{c_H + \lambda^{-1} e_{\mathcal{E}^c}^2} e_{\mathcal{E}} e_{\mathcal{E}}^T \\ &\quad + \frac{\lambda^{-1} e_{\mathcal{E}} e_{\mathcal{E}^c}}{c_H + \lambda^{-1} e_{\mathcal{E}^c}^2} \left(e_{\mathcal{E}} \left(H_1^\dagger \right)_{\mathcal{E},\mathcal{E}^c}^T + \left(H_1^\dagger \right)_{\mathcal{E},\mathcal{E}^c} e_{\mathcal{E}}^T \right). \end{aligned}$$

Putting things together we get

$$\begin{aligned} (H_{\mathcal{E}\mathcal{E}})^\dagger &= \left(H_1^\dagger \right)_{\mathcal{E}\mathcal{E}} - \frac{1}{c_H + \lambda^{-1} e_{\mathcal{E}^c}^2} \left(H_1^\dagger \right)_{\mathcal{E},\mathcal{E}^c} \left(H_1^\dagger \right)_{\mathcal{E}^c,\mathcal{E}}^T \\ &\quad + \frac{\lambda^{-1} c_H}{c_H + \lambda^{-1} e_{\mathcal{E}^c}^2} e_{\mathcal{E}} e_{\mathcal{E}}^T \\ &\quad + \frac{\lambda^{-1} e_{\mathcal{E}} e_{\mathcal{E}^c}}{c_H + \lambda^{-1} e_{\mathcal{E}^c}^2} \left(e_{\mathcal{E}} \left(H_1^\dagger \right)_{\mathcal{E},\mathcal{E}^c}^T + \left(H_1^\dagger \right)_{\mathcal{E},\mathcal{E}^c} e_{\mathcal{E}}^T \right). \end{aligned}$$

Now let $\lambda \rightarrow 0$ and one obtains the desired result. □

This approach can be repeated as many times as required in order to remove the influence of several predictors.

D Real Datasets

All of the datasets except *arcene* have been retrieved from <https://www.csie.ntu.edu.tw/~cjlin/libsvmtools/datasets/> [CL11; CL16]. *arcene* was retrieved from <https://statweb.stanford.edu/~tibs/strong/> [Tib11]. Their original sources and basic information have been listed in Table 3. In each case where it is available we use the training partition of the dataset and otherwise the full dataset.

Table 3: The real datasets used in our experiments.

Dataset	Response	Sources
cadata	Numeric	Pace and Barry [PB97] and StatLib [Sta05]
e2006-log1p	Numeric	Kogan et al. [Kog+09]
e2006-tfidf	Numeric	Kogan et al. [Kog+09]
YearPredMSD	Numeric	Bertin-Mahieux et al. [Ber+11] and Dua and Graff [DG19]
arcene	Binary	Guyon et al. [Guy+04] and Dua and Graff [DG19]
colon-cancer	Binary	Alon et al. [Alo+99]
duke-breast-cancer	Binary	West et al. [Wes+01]
ijcnn1	Binary	Prokhorov [Pro01]
madelon	Binary	Guyon et al. [Guy+04]
news20	Binary	Keerthi and DeCoste [KD05]
rcv1	Binary	Lewis et al. [Lew+04]

E Additional Results

E.1 Effectiveness and Violations

Looking at the effectiveness of the screening rules, we see that the Hessian screening rule performs as desired for both least-squares (Figure 3) and logistic regression (Figure 4). In particular, the rule works much better than all alternatives in the case of high correlation. Note that the seemingly erratic behavior of the Gap Safe screening rule in these cases is related to the use of the active warm start strategy for the rule and also that the appearance of having better screening efficiency for high correlation is a consequence of these problems requiring many more passes of the solver, which, since we use the dynamic version of Gap Safe, means that the screening performance improves in terms of the average across all passes of the solver.

In Figure 5, we showcase screening effectiveness of the rules for the high-dimensional real datasets we have studied in this work. It is apparent that the Hessian screening rule provides much better discrimination than do the other rules. As with Figure 3 and Figure 4, the seemingly erratic behavior of the Gap Safe rule is a side effect of using the active version of the rule since, whenever the active warm start is accurate, for instance when there are few or no changes in the active set, the rule might only be invoked once before converging.

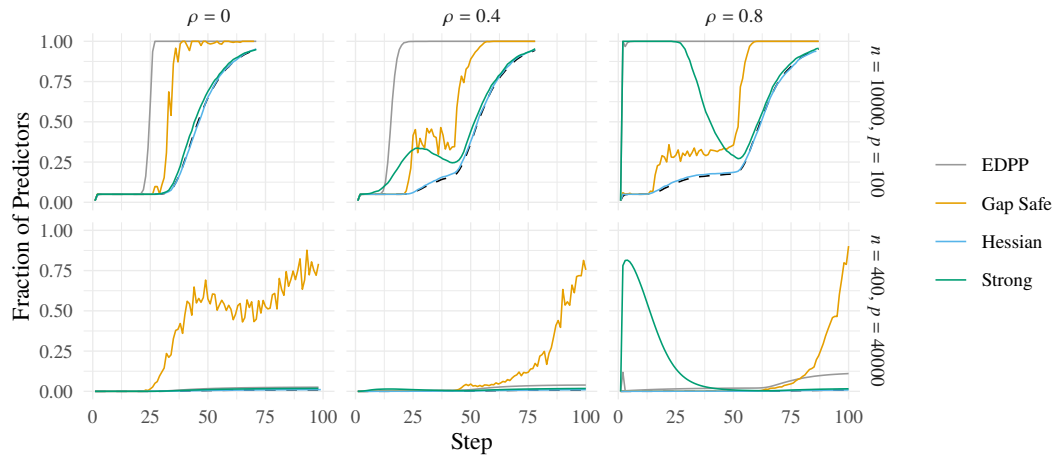


Figure 3: The fraction of predictors screened for each given screening rule, as well as the fraction of active predictors as a dashed line for ℓ_1 -regularized least-squares regression. The values are averaged over at least 20 repetitions in each condition.

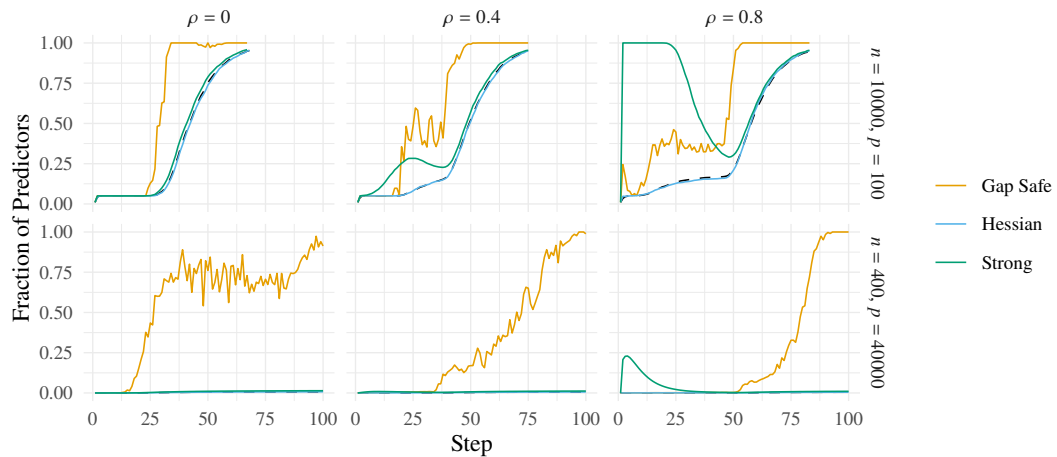


Figure 4: The fraction of predictors screened for each given screening rule, as well as the fraction of active predictors as a dashed line for ℓ_1 -regularized logistic regression. The values are averaged over at least 20 repetitions in each condition.

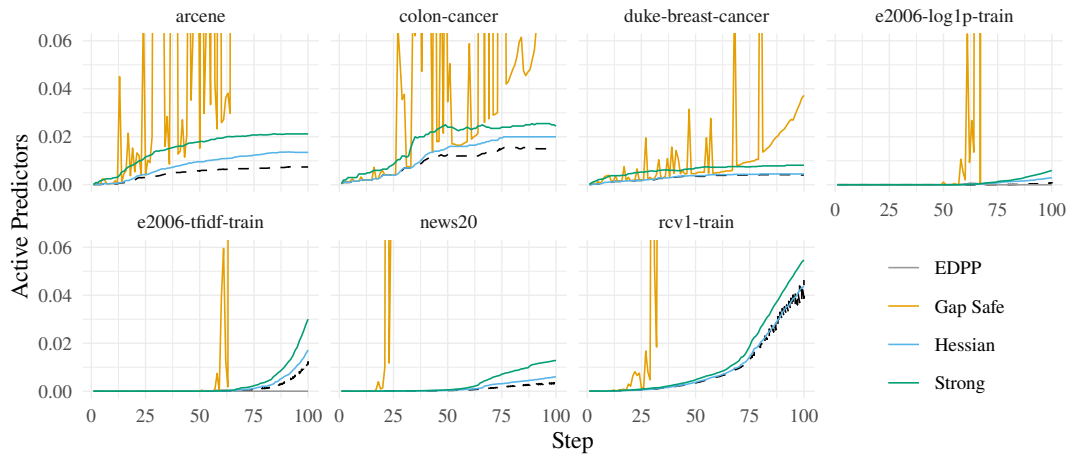


Figure 5: The fraction of predictors active in dashed lines and the fraction of predictors screened for each respective screening rule as solid, colored lines. The range of the y-axis has been cropped at 0.06. In the case of the Gap Safe rule, the figure displays the average number of screened predictors across iterations of the coordinate decent solver.