

ONE BILLION AUDIO SOUNDS FROM GPU-ENABLED MODULAR SYNTHESIS

Joseph Turian

Jordie Shier[†] George Tzanetakis Kirk McNally

Max Henry

Berlin, Germany
lastname@gmail.comComputer Science and Music Technology
University of Victoria
Victoria, Canada
jordieshier@gmail.comMusic Technology Area
McGill University
Montréal, Canada
max.henry@mail.mcgill.ca

ABSTRACT

We release synth1B1, a multi-modal audio corpus consisting of 1 billion 4-second synthesized sounds, which is 100x larger than any audio dataset in the literature. Each sound is paired with the corresponding latent parameters used to generate it. synth1B1 samples are deterministically generated on-the-fly 16200x faster than real-time (714MHz) on a single GPU using torchsynth,¹ an open-source modular synthesizer we release. Additionally, we release two new audio datasets: FM synth timbre² and subtractive synth pitch.³ Using these datasets, we demonstrate new rank-based synthesizer-motivated evaluation criteria for existing audio representations. Finally, we propose novel approaches to synthesizer hyperparameter optimization, and demonstrate how perceptually-correlated auditory distances could enable new applications in synthesizer design.

1. INTRODUCTION

Machine learning progress has been driven by training regimes that leverage large corpora. The past decade has seen great progress in NLP and vision tasks using large-scale training. As early as 2007, Google [1] achieved state-of-the-art machine translation results using simple trillion-token n -gram language models. Recent work like GPT3 [2] suggests that it is preferable to do less than one epoch of training on a large corpus, rather than multiple epochs over the same examples. Even tasks with little training data can be attacked using self-supervised training on a larger, related corpus followed by a transfer-learning task-specific fine-tuning step.

Unfortunately, audio ML progress has been hindered by a dearth of large-scale corpora. Audio ML involves multiple epoch training on comparably small corpora compared to vision or NLP. Table 1 summarizes various large-scale and/or synthesizer audio corpora. For example, using AudioSet [8] requires scraping 5000 hours of Youtube videos, many of which become unavailable over time (thus impeding experimental control). FSD50K [4], a free corpus, was recently released to mitigate these issues, but contains only 108 hours of audio. To the best knowledge of the authors, the largest audio set used in published research is Jukebox [11],

[†] Equal contribution.

¹<https://github.com/torchsynth/torchsynth>

²<https://zenodo.org/record/4677102>

³<https://zenodo.org/record/4677097>

Copyright: © 2021 Joseph Turian et al. This is an open-access article distributed under the terms of the Creative Commons Attribution 3.0 Unported License, which permits unrestricted use, distribution, and reproduction in any medium, provided the original author and source are credited.

Name	Type	#hours	Free	Multi-modal
Diva [3]	synth	12	yes	parameters
FSDK50 [4]	broad	108	yes	tags
NSynth [5]	notes	333	yes	tags
LibriSpeech [6]	speech	1000	yes	text
DAMP-VPB [7]	songs	1796	no	lyrics
AudioSet [8]	broad	4971	no	video+tags
YFCC100M [9]	broad	8081	yes	video
MSD [10]	songs	72222	no	tags+metadata
Jukebox [11]	songs	86667	no	lyrics+metadata
synth1B1	synth	1111111	yes	parameters

Table 1: Large-scale and/or synthesizer audio corpora.

which scraped 1.2M songs and their corresponding lyrics. Assuming average song length is 4:20, we estimate their corpus is \approx 90K hours.

1.1. Background and Motivation

1.1.1. Pre-training and learned representations

Tobin *et al.* [12] argue that learning over synthesized data enables transfer learning to the real-world. Multi-modal training offers additional benefits. Images evince sizes of objects immediately, while object size is difficult to glean through pure linguistic analysis of large corpora [13]. Multi-model learning of audio—with video in [14] and semantic tags in [15]—has led to strong audio representations. Contrastive audio learning approaches like [16] can be used in multi-modal settings, for example by learning the correspondence between a synthesized sound and its underlying parameters. However, training such models is limited by small corpora and/or the relatively slow synthesis speed of traditional CPU-based synths (Niizumi, p.c.).

1.1.2. Software Synthesizers

Programming audio synthesizers is challenging and requires a technical understanding of sound design to fully realize their expressive power. Traditional synthesizers can have over 100 parameters that affect audio generation in complex, non-linear ways. One of the most commercially successful audio synthesizers, the Yamaha DX7, was notoriously challenging to program. Allegedly nine out of ten DX7s coming into workshops for servicing still had their factory presets intact [17].

Since the early 90s, researchers have leveraged advances in ML to develop a deeper understanding of the synthesizer param-

ter space and to build more intuitive methods for interaction [18]. Recently, deep learning has been used for programming synthesizers. Esling *et al.* [3] trained an auto-encoder network to program the U-He Diva using 11K synthesized sounds with known preset values. Yee-King *et al.* [19] used a recurrent network to automatically find parameters for Dexed, an open-source software emulation of the DX7.

1.1.3. Neural Synthesis

In contrast to traditional synthesis, neural synthesizers generate audio using large-scale machine learning architectures with millions of parameters [5]. Differentiable digital signal processing [20] bridged the gap between traditional DSP synthesizers with the expressiveness of neural networks, exploring a harmonic model-based approach, using a more compact architecture with 100K parameters. One benefit of synthesized audio is that the underlying factors of variation (*i.e.* the parameters) are known. We combine the ideas of traditional DSP and neural synthesis, yielding a greater level of simplicity and speed by building a GPU-optional modular synthesizer. Our default voice has 78 latent parameters, which model traditional synthesizer parameters.

2. MAIN CONTRIBUTIONS

Our synth1B1 corpus and torchsynth software provide a fast, open approach for researchers to do large-scale audio ML pre-training and develop a deeper understanding of the complex relationship between the synthesizer parameter space and resulting audio. A variety of existing research problems can use synth1B1, including:

- Perceptual research into audio, such as crafting auditory distance measures and inferring timbre dimensions. [21]
- Inverse synthesis, *i.e.* mapping from audio to underlying synthesis parameters. [19, 3]
- Inferring macro-parameters of synthesizers that are more perceptually relevant. [3, 22]
- Audio-to-MIDI. [23]
- Imitation of natural sounds with established synthesis architectures.

Researchers can also use the synth1B1 corpus to arbitrage innovations from adjacent ML fields, namely: large-scale multi-modal, self-supervised, and/or contrastive learning, and transfer-learning through fine-tuning on the downstream task of interest, particularly tasks with few labeled examples.

2.1. synth1B1

synth1B1 is a corpus consisting of one million hours of audio: one billion 4-second synthesized sounds. The corpus is multi-modal: Each sound includes its corresponding synthesis parameters. We use deterministic random number generation to ensure replicability, even of noise oscillators. One tenth of the examples are designated as the test set. Researchers can denote subsamples of this corpus as synth1M1, synth10M1, *etc.*

Data augmentation has been used on small-scale corpora to increase the amount of labeled training data. As discussed in §1, large-scale one-epoch training is preferable, which is possible using synth1B1’s million-audio-hours.

Besides sheer size, another benefit of synth1B1 is that it is multi-modal: instances consist of both audio *and* the underlying parameters used to generate this audio. The use of traditional synthesis paradigms allows researchers to explore the complex interaction between synthesizer parameter settings and the resulting audio in a thorough and comprehensive way. Large-scale contrastive learning typically requires data augmentation (*e.g.* image or spectrogram deformations) to construct positive contrastive-pairs [24, 25]. However, this sort of faux-contrastive-pair creation is not necessary when the underlying latent parameters are known in a corresponding modality.

2.2. torchsynth

synth1B1 is generated *on the fly* by torchsynth 1.0. torchsynth is an open-source modular synthesizer and is GPU-enabled. torchsynth renders audio at 16200x real-time on a single V100 GPU. Audio rendered on the GPU can be used in downstream GPU learning tasks without the need for expensive CPU-to-GPU move operations, not to mention disk reads. It is faster to render synth1B1 *in-situ* than to download it. torchsynth includes a replicable script for generating synth1B1. To accommodate researchers with smaller GPUs, the default batchsize is 128, which requires between 1.9 and 2.4 GB of GPU memory, depending upon the GPU. If a train/test split is desired, 10% of the samples are marked as test. Because researchers with larger GPUs seek higher-throughput with batchsize 1024, 9 · 1024 samples are designated as train, the next 1024 samples as test, *etc.* The default sampling rate is 44.1kHz. However, sounds can be rendered at any desired sample rate. Detailed instructions are contained at the torchsynth URL for the precise protocol for replicably generating synth1B1 and sub-samples thereof.

2.3. Questions in Synthesizer Design, and New Pitch and Timbre Datasets and Benchmarks

When generating synthesized datasets, one needs to sample the parameter space. Typically this is achieved through naïvely sampling parameters uniformly and rendering the resulting audio. Due to the complexity of the parameter space and interaction between parameters, this may lead to a large number of redundant, extreme frequency, and/or unnatural sounds. We propose several new open challenges in synthesizer design, specifically focusing on the task of designing parameters and sampling them, including:

- How do you measure the perceptual diversity of a synthesizer’s sounds? How do you maximize it?
- How do you tune a synthesizer to imitate existing synthesizers? Is there a way to sample the parameters so the resulting audio sounds like a human-designed preset?

In §6 we demonstrate a principled approach to attacking these tasks. The main research barrier to solving these tasks is the lack of an automatic, perceptually-relevant auditory distance measures. To evaluate existing auditory distance measures, we devise two new evaluation methodologies and concurrently release timbre and pitch-datasets, each representing 22.5 and 3.4 hours of audio respectively, for the following open-source synthesizers: a DX7 clone and Surge, as DOI 10/f7dg and DOI 10/f652, respectively. These datasets represent “natural” synthesis sounds—*i.e.* presets designed by humans, not just a computer randomly flipping knobs—which we use in two ways: a) New benchmarks for evaluating audio representations. b) Evaluating the similarity of different sound corpora.

3. DESIGN METHODOLOGY

3.1. Synth Modules

torchsynth’s design is inspired by hardware modular synthesizers which contain individual units. Each module has a specific function and parameters, and they can be connected together in various configurations to construct a synthesizer. There are three types of modules in torchsynth: audio modules, control modules, and parameter modules. Audio modules operate at audio sampling rate (default 44.1kHz) and output audio signals. Examples include voltage-controlled oscillators (VCOs) and voltage-controlled amplifiers (VCAs). Control modules output control signals that modulate the parameters of another module. For speed, these modules operate at a reduced control rate (default 441Hz). Examples of control modules include ADSR envelope generators and low frequency oscillators (LFOs). Parameter modules simply output parameters. An example is the monophonic “keyboard” module that has no input, and outputs the note midi f0 value and duration.

To take advantage of the parallel processing power of a GPU, all modules render audio in batches. Larger batches enable higher throughput on GPUs. Figure 1 shows torchsynth’s throughput at various batch sizes on a single GPU. GPU memory consumption $\approx 1216 + (8.19 \cdot \text{batch_size})$ MB, including the torchsynth model. The default batch size 128 requires ≈ 2.3 GB of GPU memory, and is 16200x faster than realtime on a single V100 GPU. A batch of 4 of randomly generated ADSR envelopes is shown in Figure 2.

3.2. Synth Architectures

The default configuration in torchsynth is the Voice, which is the architecture used in synth1B1. The Voice comprises the following modules: a Monophonic Keyboard, two LFOs, six ADSR envelopes (each LFO module includes two dedicated ADSRs: one for rate modulation and another for amplitude modulation), one Sine VCO, one SquareSaw VCO, one Noise generator, VCAs, a Modulation Mixer and an Audio Mixer. Modulation signals generated from control modules (ADSR and LFO) are upsampled to the audio sample rate before being passed to audio rate modules. Figure 3 shows the configuration and routing of the modules comprised by Voice. While the Voice is the default architecture of torchsynth 1.0, any number of synth architectures can be configured using the available modules. For example, a 4-operator frequency modulation (FM) [26] synthesizer inspired by Ableton Live’s Operator instrument is currently in development.

3.3. Parameters

Module parameters can be expressed in human-readable form with predetermined min and max values, such as $0 \leq \text{midi f0} \leq 127$. These human-intepretable values are used by the DSP algorithms of each module. Internally, parameters are stored in a corresponding normalized range [0, 1]. synth1B1 parameters are sampled uniformly from the normalized range. However, there is potentially a non-linear mapping between the internal range and the human-readable range. Besides the fixed min and max human-readable values, each parameter has hyperparameters “curve” and “symmetry” that determine how internal [0, 1] values are transformed to the human-readable values. The curve can specify a particular logarithmic, linear, or exponential sampling approach, e.g. to emphasize higher or lower values. Symmetric curves, which alternately emphasize the center or edges of the distribution, are used

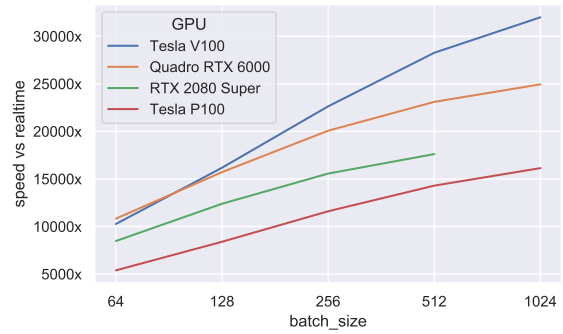


Figure 1: torchsynth throughput at various batch sizes.

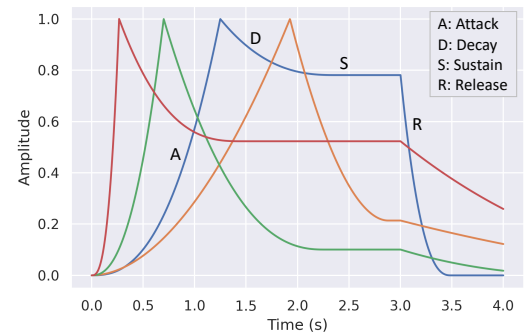


Figure 2: Batch of four randomly generated ADSR envelopes. Each section for one of the envelopes is labelled.

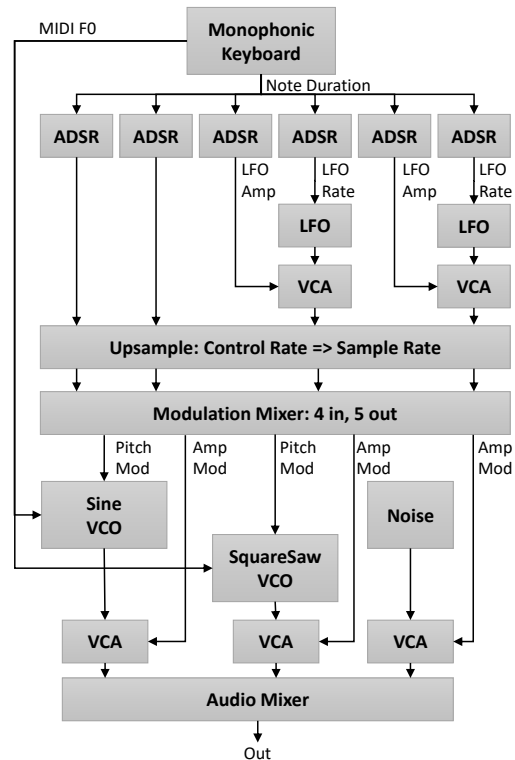


Figure 3: Module configuration for the Voice in torchsynth

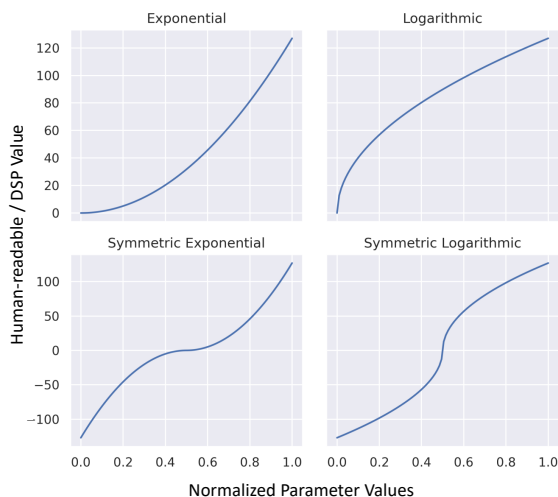


Figure 4: Examples of parameter curves used to convert to and from normalized parameter values and the human-readable values used in the DSP algorithms. The top two curves are non-symmetric curves, mapping to values in the range $[0, 127]$. The bottom two curves are symmetric, mapping to values in the range $[-127, 127]$.

for parameters such as oscillator tuning where the default value is 0 and can take on a range of both positive and negative values. An example set of non-linear curves is shown in Figure 4.

In our nomenclature, a particular choice of hyperparameter settings, which correspond to random sample space of markedly different sonic character, are called *nebulae*. The initial Voice nebula was designed by the authors based upon intuition and prior experience with synthesizers. We experiment with tuning the hyperparameters of Voice to generate different nebulae in §6.

4. EVALUATION OF AUDITORY DISTANCES

We seek to quantify the diversity of sounds that can be generated with torchsynth, given a particular nebula; or similarly, to quantify to what extent a certain nebula can capture the variability of sounds in another dataset. In order to do so, we first need a reliable measure of similarity or dissimilarity between pairs of sounds, also known as an auditory distance.

Auditory distances have many applications in audio ML. They provide the basis for quantitative evaluation and optimization criteria. In a sense, the auditory distance measure is the “ear” of a model. For example, auditory distances can be used to evaluate the similarity of two sounds that were generated by different synthesis engines. By extension, a well-tuned distance could estimate whether two sounds are perceptually indistinguishable to human listeners. For example, a 4-second sinusoid at 30 kHz, when compared to 4-seconds of silence, should have an auditory distance of zero if the distance is properly tuned to the typical range of human hearing. Likewise, two random instances of white noise should have a perceptual distance of zero, or near zero, despite their entirely different waveforms.

Auditory distances typically involve computing some multi-dimensional representation of a sound, then computing a distance over the representation space [27]. To perform a controlled evalu-

ation of auditory distances, we devised two experiments using two new datasets. Sounds in each dataset are RMS-level normalized using the normalize package.

4.1. DX7 Timbre Dataset

Given 31K unique human-devised presets for the DX7⁴, we generated 4-second samples on a fixed midi pitch (69 = A440) with a note-on duration of 3 seconds. For each preset, we varied only the velocity, from 1–127. This dataset is built on the hypothesis—verified through informal listening tests—that velocity, while carrying no timbral information itself, effects a meaningful, monotonic variation in timbre when it is explicitly programmed into a DX7 patch. Not all DX7 patches are velocity sensitive, and some are more sensitive than others. Sounds that were completely identical—*i.e.* each sample matched with error 0—were removed from the dataset. 8K presets had only one unique sound. The median was 51 unique sound per preset, mean 41.9, stddev 27.4.

4.2. Surge Pitch Dataset

The open-source Surge synthesizer is a versatile subtractive synthesizer with a variety of oscillator algorithms: Classic, Sine, Wave-table, Window, FM2, FM3, S&H Noise and Audio Input. To explore another dimension of variability, in this case *pitch*, we used the Surge synthesizer Python API and the 2.1K standard Surge presets. Here we held the velocity constant at 64, and varied midi pitch values from 21–108, the range of a grand piano. Only a small percentage of presets (like drums and sound effects) had no meaningful pitch variation, and thus no perceptual ordering as pitch increases. However, the inclusion of noise in many of these sounds precluded the use of automatic filtering of perceptually indistinct sounds. Therefore, a small fraction of presets are unclassifiable, imposing a uniform upper bound in accuracy across the board for all auditory distances.

4.3. Distance Experiment 1: Timbral and Pitch Ordering Within a Preset

In this experiment, we measure the ability of an auditory distance to order sounds by timbre, or by pitch, in the DX7 and Surge datasets, respectively. In effect, the experiment is two evaluations in parallel, run on two separate datasets.

We sample a random preset with at least 3 unique sounds. For each sound s , we pick a random sound s_l from this preset with a lower rank (using the DX7 set, this would be a sound having the same pitch but a lower velocity; for the Surge dataset this is a sound having the same velocity but lower pitch); and a random sound s_h with higher rank.

For each of s , s_l and s_h , we compute the distance $d(\cdot, \hat{s})$ between this sound and all other sounds \hat{s} in the dataset. While s is the sample of interest, distance measures are strictly non-negative. Therefore, we seek a concurrent metric to determine whether the compared sound \hat{s} is “above” or “below” s . If the sound \hat{s} is closer to s_l , we determine the sign of the distance to s to be negative. If \hat{s} is closer to s_h , we determine the sign of the distance to s to be positive. As a result, we have a signed distance metric comparing the sound s to every other sound in the dataset.

⁴We used this clone: github.com/bwhitman/learnfm

Representation	model choice	normed	Spearman with a preset			DCG across presets		
			Surge pitch	DX7 velocity	mean	Surge	DX7	
OpenL3 [28]	env, mel256, 6144		0.821	0.746	0.896	0.880	0.908	0.852
OpenL3 [28]	env, mel256, 6144	✓	0.821	0.747	0.895	0.809	0.883	0.735
OpenL3 [28]	music, mel256, 6144	✓	0.817	0.732	0.903	0.820	0.916	0.724
OpenL3 [28]	music, mel256, 6144		0.813	0.722	0.903	0.892	0.942	0.842
Coala [15]	dual_ae_c	✓	0.813	0.729	0.896	0.555	0.547	0.564
Coala [15]	dual_e_c	✓	0.811	0.737	0.884	0.569	0.576	0.563
NSynth Wavenet [5]		✓	0.810	0.717	0.903	0.582	0.591	0.573
OpenL3 [28]	music, linear, 6144		0.808	0.722	0.895	0.874	0.943	0.805
OpenL3 [28]	music, mel256, 512		0.804	0.710	0.899	0.904	0.943	0.864
OpenL3 [28]	music, mel256, 512	✓	0.801	0.705	0.897	0.585	0.606	0.564
NSynth Wavenet [5]			0.789	0.675	0.903	0.835	0.893	0.777
Coala [15]	dual_ae_c		0.776	0.658	0.893	0.748	0.756	0.740
Coala [15]	dual_e_c		0.750	0.630	0.871	0.681	0.710	0.652
Multi-scale spectrogram [20, 29]	linear+log, [4096 ... 64]		0.792	0.690	0.894	0.543	0.555	0.531
Multi-scale spectrogram [20, 29]	log, [4096 ... 64]		0.786	0.689	0.884	0.542	0.566	0.518
Multi-scale spectrogram [20, 29]	linear, [4096 ... 64]		0.658	0.410	0.905	0.447	0.343	0.551
Coala [15]	cnn	✓	0.555	0.303	0.806	0.485	0.433	0.537
Coala [15]	cnn		0.552	0.297	0.807	0.714	0.614	0.815

Table 2: Performance of representations on experiments defined in § 4.3 and 4.4. Best scores, and scores within 0.002 of the best, are bold-faced. ℓ_1 distance was used because it outperformed ℓ_2 . We sort by mean spearman within a preset.

This set of distances is then correlated to the ground-truth index of pitch, or velocity (depending on the dataset). The correlation, here a Spearman rank correlation, reflects the extent to which the signed distance can properly order the dataset by variability in pitch or velocity. One limitation of this methodology for inducing a forced ranking from simple distance is that if, say, $s = 80$, $s_l = 31$, $s_h = 81$, and $\hat{s} = 79$, we might judge \hat{s} as closer to s_h and thus above s . We controlled for this by using the same choice for every auditory distance of s_h and s_l given s .

Formally, we estimate:

$$\mathbb{E}_{S \in P, s \in S, s_l, s_h \sim S, s_l < s < s_h} \left[\rho \left(\text{rank}(\hat{s}), d(s, \hat{s}) \cdot \text{sgn}(d(s_h, \hat{s}) < d(s_l, \hat{s})) \right) \right] \quad (1)$$

P is the set of presets, S sounds in that preset, and ρ is spearman.

4.4. Distance Experiment 2: Determine a Sound’s Preset

A good distance measure should have low distance between sounds generated by the same preset. For each trial, we sample 200 different presets. We sample 2 unique sounds from each preset. For each sound, we compute its distance against the 399 other sounds, and then compute the discounted cumulative gain (DCG) [30] of the sound from the same preset, with binary relevance. The DCG is computed for all 400 sounds in the trial. We perform 600 trials.

In the Surge dataset, to control for the helical nature of pitch perception [31], the second sound was always an interval of six semitones (AKA a tritone, *diabolus in musica*) from the first note. This ensured that pitches were close, but avoided similar partials due to overlapping harmonics that could be easily matched.

4.5. Evaluation Results

To evaluate the perceptual similarity between two audio samples, we need a good representation to compute distances: a) The multi-scale spectrogram distance has been used in a variety of applications, particularly in speech synthesis [32, 33] but also in music [34, 20, 11]; b) NSynth Wavenet [5] is a Wavenet-architecture trained on NSynth musical notes; c) OpenL3 [28] was trained multi-modally on AudioSet audio and video, on two distinct subsets: music and environmental sounds; d) Coala [15] was trained multi-modally on Freesound audio and their corresponding tags.

We experimented with a variety of hyperparameter settings for the representations. The best results are in Table 2. ℓ_1 distance was used because it gave better results than ℓ_2 across the board. For Coala and NSynth Wavenet, normalizing improves the spearman scores, but harms the DCG across presets. Normalization had little effect on OpenL3. OpenL3 (music, mel256, 512) achieves the best score on DCG across presets, and its compactness makes it an appealing choice for the remaining experiments in the paper.

5. SIMILARITY BETWEEN AUDIO DATASETS

To evaluate the similarity between two sets of audio samples X and Y , we use the maximum mean discrepancy (MMD) [35]. We use the following MMD formulation, assuming X and Y both have n elements:

$$\text{MMD}(X, Y) = \frac{1}{nn} \sum_{i,j=0}^n 2 \cdot d(x_i, y_j) - d(x_i, x_j) - d(y_i, y_j) \quad (2)$$

MMD allows us to use our chosen distance measure—OpenL3 (music, mel256, 512) ℓ_1 —as the core distance d .

For Surge and DX7, we selected sounds with midi pitch 69 and velocity 64. We also generated a set of 4-second samples of white-noise, and used excerpts from the FSD50K evaluation set [4], which is broad-domain audio, trimmed to 4 seconds. From

MMD	std	corpus 1	corpus 2
4.396	0.123	white	white
21.409	4.729	dx7	dx7
23.732	3.615	FSD50K	FSD50K
24.130	5.251	torchsynth	torchsynth
27.824	9.821	surge	surge
2751.519	80.955	torchsynth	surge
2884.843	67.264	surge	dx7
3001.857	71.888	torchsynth	FSD50K
3637.845	79.265	torchsynth	dx7
4756.952	112.705	surge	FSD50K
7413.105	111.897	dx7	FSD50K
13202.202	61.558	white	FSD50K
16985.319	92.992	white	torchsynth
18488.926	67.277	white	surge
20374.929	78.886	white	dx7

Table 3: MMD results comparing different audio sets, including the stddev of the MMD over the 1000 trials.

each corpus, we randomly sampled 2000 sounds, to match the size of the smallest corpus (Surge). We performed 1000 MMD trials, each time comparing $n = 1000$ sounds from one corpus to $n = 1000$ sounds from another, randomly sampled each trial. To estimate the diversity within a particular corpus, we evaluated MMD over 1000 distinct 50/50 partitions of the corpus.

Table 3 shows the result of average MMD computations between different audio corpora. 0.0 would be perfectly identical. Some results are expected, whereas some are counter-intuitive and suggest pathologies in the OpenL3 distance measure. These results are sometimes perceptually incoherent, and suggest that existing auditory distance measures will impede progress in automatic synthesizer design, as we will illustrate in the following section.

- White-noise is the most similar to itself of all comparisons.
- FSD50K broad-domain sounds are, strangely, considered to have less within-corpus diversity than torchsynth or Surge sounds. However, the variance is high enough that it is hard to have statistical confidence in this unexpected result.
- More troubling are low-variance estimates that torchsynth is more similar to FSD50k than a dx7 synth. *A priori*, one would expect that synths would sound more similar to each other than broad domain audio.
- As expected, white noise is the least similar to DX7 synth sounds of all corpora, as the DX7 has no noise oscillator.

6. TORCHSYNTH HYPER-PARAMETER TUNING

Given its highly flexible architecture, how can we guarantee the maximum diversity of sounds within the default nebula? Similarly, to what extent can torchsynth adopt the characteristics of a given corpus of audio? Recall from §3 and Figure 4 that for each module parameter, the choice of scaling curve is a hyperparameter. Initial hyperparameters were chosen perceptually and based upon prior-knowledge of typical synth design.

In principle, we can use MMD (Equation 2) as an optimization criterion to tune these hyperparameters a) to maximize sonic diversity; or b) model the characteristics of another dataset. We use Optuna [36], initializing with 200 random grid-search trials, and subsequently using CMA-ES sampling for 800 trials. In each trial, we

generate 256 random torchsynth sounds with the Optuna-chosen hyperparameters. Hyperparameter curves were sampled log-uniform in the range [0.1, 10]. The top 25 candidates were re-evaluated using 30 different MMD trials, to pick the best hyperparameters. However, MMD estimates are only as good as the underlying similarity metric (OpenL3- ℓ_1) that it uses.

For these experiments, the authors and non-author musicians conducted blinded listening experiments of the tuned nebula and our manually-chosen nebula, and listened to 64 random sounds. Only after independent qualitative evaluation did we unblind which nebula was which.

6.1. Restricting hyperparameters

Many torchsynth 1.0 Voice default nebula sounds have an eerie sci-fi feel to them. To find the drum nebula, we used Optuna to choose hyperparameters to *minimize* the OpenL3- ℓ_1 -MMD against 10K one-shot percussive sounds [37]. All hyperparameters were allowed to be tuned. We had hoped to find that OpenL3- ℓ_1 -MMD would find appropriate percussive curves.

Overall, we found the drum hyperparameters unpleasant to listen to. This negative result was surprising. Sounds did not resemble percussion. There was extreme use of high and low pitch. Low pitches were clicky and gurgly, high pitches were painful or often inaudible. There was some nice use of LFO, but little use of square shape, little noise, and low diversity. Perhaps wide modulation sweeps attempted to compensate for the broadband energy in the transients of drum sounds.

We were curious if this negative result was due to failure of the distance measure, or instead a systemic limitation in the design of the torchsynth 1.0 Voice and its parameter sampling approach. We hand-tuned the hyperparameters to create a drum nebula, which is shared as part of our repository. While not all the sounds produced sound like drum hits, many have a quality akin to early drum machines—the distribution of sounds is overall much more percussion-like. We encourage the reader to listen to this nebula, which will be available on torchsynth site.

In addition to confirming the perceptual-deafness of our distance measure, hand-designing the drum nebula demonstrated one limitation in torchsynth 1.0: Synth parameters are all sampled independently. Thus, one cannot construct a nebula that samples only kicks and snares. Sampling occurs on the continuum between them. In future work, we are interested in investigating multivariate sampling techniques, which would allow more focused cross-parameter modal sound sampling.

6.2. Maximizing torchsynth diversity

We attempted to tune our hyperparameters to maximize torchsynth MMD, i.e. increase the perceptual diversity of sounds generated by torchsynth itself. As before, Optuna was used to choose hyperparameters that maximized the OpenL3- ℓ_1 -MMD and thus increase the diversity of sounds. Nonetheless, the “optimized” nebula exhibited pathologies in pitch, favoring extremely low and high pitches. We hypothesize that OpenL3- ℓ_1 overestimates perceptually diversity in these frequency ranges. We performed numerous experiments restricting the hyperparameters Optuna could and could not modify, such as prohibiting changes to midi f0 and VCO tuning and mod depth. Consistently, listeners preferred our manually design nebula to automatically designed ones in blind tests. We consider this another important negative result. Open questions remain:

- For what hyperparameter choices is a particular auditory distance perceptually-inaccurate?
- How do we craft an auditory distance measure that can *perceptually* optimize synthesizer diversity, or similarity to an existing sound corpus?

7. OPEN QUESTIONS, ISSUES, AND FUTURE WORK

Many experiments in automatic synthesizer design hinge on having a perceptually-relevant auditory distance measure. The distance measure is the artificial “ear” of the network. OpenL3 (music, mel256, 512) ℓ_1 performed well on our quantitative synthesizer experiments (Table 2), but exhibited many issues in qualitative listening tests, in particular its insensitivity to extreme pitch and inability to model percussion.

Learning a perceptually-relevant auditory distance measure is an open research question. Manocha *et al.* [38] use manually-annotated “just noticeable differences” (JND) trials generated using active learning to induce a perceptual distance measures. However, they only work with speech and do not include pitch variations, so their model was inappropriate for our task.

Unknown pathologies in auditory distance measures impede researchers from performing a variety of useful experiments. Most crucially, the lack of perceptually accurate auditory distance measure prevented us from precisely estimating how many perceptually different sounds are expressible by torchsynth, as well as other synthesizers like Surge and DX7. By contrast, a good artificial “ear” for music opens the door to many possible advances in synthesizer design, including:

- Estimating and maximizing the diversity of synthesizer.
- Mimicking existing synthesizers through automation.
- Inverse synthesis, transcription, and the other tasks described in §2.

Our negative results on automatic synthesizer design using auditory distances present valuable challenges for the community to investigate.

Nonetheless, the potential impact (§1 and §2) of the synth1B1 corpus is unaffected, because of its enormous size, speed, and corresponding multi-modal latent parameters.

8. FUTURE WORK

torchsynth 1.0 focuses on high throughput and creating a (subjectively) perceptually diverse synth1B1 dataset. There are a handful of improvements we want to add to torchsynth:

- Stress-tested differentiable modules.
- Subtractive filters.
- Additional architectures including an FM synthesizer.
- Multivariate parameter selection.
- High-throughput modules that resemble human speech.
- A standardized modular architecture for high-throughput audio *effect* research.

9. CONCLUSIONS

We release synth1B1, a multi-modal corpus of synthesizer sounds with their corresponding latent parameters, generated on-the-fly 16200x faster than realtime on a single V100 GPU. This corpus is 100x bigger than any audio corpus present in the literature. Accompanying this dataset is the open-source modular GPU-optional torchsynth package. We hope that larger-scale multi-modal training will help audio ML accrete the benefits demonstrated by previous NLP and vision breakthroughs.

We freely release pitch and timbre datasets based upon “natural” synthesis sounds, and novel evaluation tasks on which we benchmark a handful of audio representations. We present several novel research questions, including how to estimate and maximize the diversity of a synthesizer, as well as how to mimic existing synthesizers. We outline issues and open research questions that currently impede this sort of experimental work, in particular demonstrating negative results of auditory distance measures.

10. ACKNOWLEDGMENTS

The authors wish to thank Alexandre Défossez, Carson Gant, Colin Malloy, Dan Godlovitch, Gyanendra Lucky Das, Humair Raj Khan, Nicolas Pinto, and Will Maclellan for their help and feedback.

11. REFERENCES

- [1] Thorsten Brants, Ashok C. Papat, Peng Xu, Franz J. Och, and Jeffrey Dean, “Large language models in machine translation,” in *EMNLP-CoNLL*, 2007.
- [2] Tom Brown, Benjamin Mann, Nick Ryder, Melanie Subbiah, Jared D Kaplan, Prafulla Dhariwal, Arvind Neelakantan, and Pranav Shyam *et al.*, “Language models are few-shot learners,” in *NeuroIPS*, 2020.
- [3] Philippe Esling, Naotake Masuda, Adrien Bardet, Romeo Despres, and Axel Chemla-Romeu-Santos, “Universal audio synthesizer control with normalizing flows,” in *DAFx*, 2019.
- [4] Eduardo Fonseca, Xavier Favory, Jordi Pons, Frederic Font, and Xavier Serra, “FSD50K: an open dataset of human-labeled sound events,” *CoRR*, vol. abs/2010.00475, 2020.
- [5] Jesse Engel, Cinjon Resnick, Adam Roberts, Sander Dieleman, Mohammad Norouzi, Douglas Eck, and Karen Simonyan, “Neural audio synthesis of musical notes with wavenet autoencoders,” in *ICML*. PMLR, 2017.
- [6] Vassil Panayotov, Guoguo Chen, Daniel Povey, and Sanjeev Khudanpur, “Librispeech: An ASR corpus based on public domain audio books,” in *ICASSP*, 2015.
- [7] Smule Inc., “DAMP-VPB: Digital Archive of Mobile Performances - Smule Vocal Performances Balanced,” 2017.
- [8] Jort F. Gemmeke, Daniel P. W. Ellis, Dylan Freedman, Aren Jansen, Wade Lawrence, R. Channing Moore, Manoj Plakal, and Marvin Ritter, “Audio Set: An ontology and human-labeled dataset for audio events,” in *ICASSP*, 2017.
- [9] Bart Thomee, David A. Shamma, Gerald Friedland, Benjamin Elizalde, Karl Ni, Douglas Poland, Damian Borth, and Li-Jia Li, “YFCC100M: The new data in multimedia research,” *Communications of the ACM*, 2016.

- [10] Thierry Bertin-Mahieux, Daniel P.W. Ellis, Brian Whitman, and Paul Lamere, “The Million Song Dataset,” in *ISMIR*, 2011.
- [11] Prafulla Dhariwal, Heewoo Jun, Christine Payne, Jong Wook Kim, Alec Radford, and Ilya Sutskever, “Jukebox: A generative model for music,” *arXiv preprint arXiv:2005.00341*, 2020.
- [12] Josh Tobin, Rachel Fong, Alex Ray, Jonas Schneider, Wojciech Zaremba, and Pieter Abbeel, “Domain randomization for transferring deep neural networks from simulation to the real world,” in *IEEE/RSJ International Conference on Intelligent Robots and Systems*, 2017.
- [13] Yanai Elazar, Abhijit Mahabal, Deepak Ramachandran, Tania Bedrax-Weiss, and Dan Roth, “How large are lions? inducing distributions over quantitative attributes,” in *ACL*, 2019.
- [14] Jason Cramer, Ho-Hsiang Wu, Justin Salamon, and Juan Pablo Bello, “Look, listen, and learn more: Design choices for deep audio embeddings,” in *ICASSP*, 2019.
- [15] X. Favory, K. Drossos, T. Virtanen, and X. Serra, “Coala: Co-aligned autoencoders for learning semantically enriched audio representations,” in *ICML Workshop on Self-supervision in Audio and Speech*, 2020.
- [16] Aaqib Saeed, David Grangier, and Neil Zeghidour, “Contrastive learning of general-purpose audio representations,” in *ICASSP*, 2021.
- [17] Allan Seago, Simon Holland, and Paul Mulholland, “A critical analysis of synthesizer user interfaces for timbre,” in *BCS-HCI*. 2004, Research Press International.
- [18] Andrew Horner, James Beauchamp, and Lippold Haken, “Machine tongues XVI: Genetic algorithms and their application to fm matching synthesis,” *Computer Music Journal*, 1993.
- [19] Matthew John Yee-King, Leon Fedden, and Mark d’Inverno, “Automatic programming of VST sound synthesizers using deep networks and other techniques,” *IEEE Transactions on Emerging Topics in Computational Intelligence*, 2018.
- [20] Jesse Engel, Lamtharn (Hanoi) Hantrakul, Chenjie Gu, and Adam Roberts, “DDSP: Differentiable digital signal processing,” in *ICLR*, 2020.
- [21] Cyrus Vahidi, George Fazekas, Charalampos Saitis, and Alessandro Palladini, “Timbre space representation of a subtractive synthesizer,” in *Timbre 2020*, 2020.
- [22] Kivanç Tatar, Daniel Bisig, and Philippe Pasquier, “Latent timbre synthesis,” *Neural Computing and Applications*, 2020.
- [23] Curtis Hawthorne, Andrew Stasyuk, Adam Roberts, Ian Simon, Anna Huang, Sander Dieleman, Erich Elsen, Jesse Engel, and Douglas Eck, “Enabling factorized piano music modeling and generation with the maestro dataset,” in *ICLR*, 2019.
- [24] Ting Chen, Simon Kornblith, Mohammad Norouzi, and Geoffrey Hinton, “A simple framework for contrastive learning of visual representations,” in *ICML*, 2020, PMLR.
- [25] Daisuke Niizumi, Daiki Takeuchi, Yasunori Ohishi, Noboru Harada, and Kunio Kashino, “BYOL for audio: Self-supervised learning for general-purpose audio representation,” *CoRR*, vol. abs/2103.06695, 2021.
- [26] John M Chowning, “The synthesis of complex audio spectra by means of frequency modulation,” *Journal of the Audio Engineering Society*, 1973.
- [27] Joseph Turian and Max Henry, “I’m sorry for your loss: Spectrally-based audio distances are bad at pitch,” in *ICBINB@NeurIPS*, 2020.
- [28] J. Cramer, H.-H. Wu, J. Salamon, and J. P. Bello, “Look, listen and learn more: Design choices for deep audio embeddings,” in *ICASSP*, 2019.
- [29] Christian J. Steinmetz and Joshua D. Reiss, “auraloss: Audio focused loss functions in PyTorch,” in *DMRN+15*, 2020.
- [30] Yining Wang, Liwei Wang, Yuanzhi Li, Di He, and Tie-Yan Liu, “A theoretical analysis of NDCG type ranking measures,” in *COLT*. 2013, PMLR.
- [31] Roger N Shepard, “Geometrical approximations to the structure of musical pitch.,” *Psychological review*, 1982.
- [32] Xin Wang, Shinji Takaki, and Junichi Yamagishi, “Neural source-filter waveform models for statistical parametric speech synthesis,” *IEEE ACM Trans. Audio Speech Lang. Process.*, 2020.
- [33] Ryuichi Yamamoto, Eunwoo Song, and Jae-Min Kim, “Parallel wavegan: A fast waveform generation model based on generative adversarial networks with multi-resolution spectrogram,” in *ICASSP*, 2020.
- [34] Adrien Bitton, Philippe Esling, and Tatsuya Harada, “Neural granular sound synthesis,” *CoRR*, vol. abs/2008.01393, 2020.
- [35] Arthur Gretton, Karsten M. Borgwardt, Malte J. Rasch, Bernhard Schölkopf, and Alexander Smola, “A kernel two-sample test,” *JMLR*, 2012.
- [36] Takuya Akiba, Shotaro Sano, Toshihiko Yanase, Takeru Ohta, and Masanori Koyama, “Optuna: A next-generation hyperparameter optimization framework,” in *ACM SIGKDD*, 2019.
- [37] Antonio Ramires, Prithish Chandna, Xavier Favory, Emilia Gómez, and Xavier Serra, “Neural percussive synthesis parameterised by high-level timbral features,” in *ICASSP*, 2020.
- [38] Pranay Manocha, Adam Finkelstein, Richard Zhang, Nicholas J. Bryan, Gautham J. Mysore, and Zeyu Jin, “A differentiable perceptual audio metric learned from just noticeable differences,” in *Interspeech*, 2020.