

CATALOGS OF C AND PYTHON ANTIPATTERNS BY CS1 STUDENTS

Technical Report RT-MAC-2021-01
Department of Computer Science – IME
University of São Paulo

YORAH BOSSE (yolah.bosse@ufms.br)

Federal University of Mato Grosso do Sul (Brazil)

IGOR SCALIANTE WIESE (igor@utfpr.edu.br)

Federal Univ.of Technology - Paraná (Brazil)

MARCO AURÉLIO GRACIOTTO SILVA (magsilva@utfpr.edu.br)

Federal Univ.of Technology - Paraná (Brazil)

NELSON LAGO (lago@ime.usp.br)

University of São Paulo (Brazil)

LEÔNIDAS DE OLIVEIRA BRANDÃO (leo@ime.usp.br)

University of São Paulo (Brazil)

DAVID REDMILES (redmiles@ics.uci.edu)

University of California (USA)

FABIO KON (kon@ime.usp.br)

University of São Paulo (Brazil)

MARCO A. GEROSA (marco.gerosa@nau.edu)

Northern Arizona University (USA) / University of São Paulo (Brazil)

Contents

Introduction	3
Methodology	4
Data Collection.....	4
Data Analysis	5
Antipatterns Catalogs.....	5
Description of the Antipatterns Format	7
Final Consideration	7
Future Work.....	8
Acknowledgement	9
References.....	9
Appendices	
A – Statements of the Chosen Exercises.....	11
B – Suggested Solution for Professors and Students.....	14
C – Antipattern Catalog in C	18
D – Antipattern Catalog in Python.....	63
E – Antipattern Catalog in Both, C and Python.....	86

Catalogs of C and Python Antipatterns by CS1 Students

Technical Report RT-MAC-2021-01
Department of Computer Science – IME
University of São Paulo

Yorah Bosse, Igor Scaliante Wiese, Marco Aurélio Graciotto Silva, Nelson Lago, Leônidas de Oliveira Brandão, David Redmiles, Fabio Kon, Marco A. Gerosa

Abstract: Understanding students’ programming misconceptions is critical. Doing so depends on identifying the reasons why students make errors when learning a new programming language. Knowing the misconceptions can help students to improve their reflection about their mistakes and also help instructors to design better teaching strategies. In this technical report, we propose catalogs of *antipatterns* for two programming languages: C and Python. To accomplish this, we analyzed the codes of 166 CS1 engineering students when they were coding solutions to programming exercises. In our results, we catalog 41 CS1 antipatterns from 95 cataloged misconceptions in C and Python. These antipatterns were separated into three catalogs: C, Python, and antipatterns found in code using both programming languages. For each antipattern, we present code examples, students’ solutions (if they are present), a possible solution to avoid the antipattern, among other information.

Keywords: CS1, misconceptions, antipatterns, programming learning

1 Introduction

Learning to program is a complex (Mhashi and Alakeel, 2013) and arduous task (Robins, J. Rountree, and N. Rountree, 2003; Jenkins, 2002; Kristi, 2003), as evidenced by the number of studies considering the student failure rates shown in the literature (Watson and Li, 2014; Oliveira Brandão, Bosse, and Gerosa, 2016; Bosse and Gerosa, 2017; Bennedsen and Caspersen, 2019; Luxton-Reilly et al., 2019).

Understanding the mistakes made by CS1 students when learning to program can provide benefits to the students’ growth. Such mistakes are an essential part of the learning process, and research has shown that students can learn from error (Streumer and Kho, 2006; Ellström, 2001).

In this study, that was a part of the thesis entitled “Patterns of Difficulties Related to Programming Learning” (Bosse, 2020), we observed how a group of CS1 students approached and solved the programming exercises proposed throughout their “introduction to programming” class. Our goal was to identify frequent misconceptions made by them when developing code and thereby define a set of *antipatterns*.

A pattern is the description of a problem that occurs repeatedly in our environment together with the core of a usable solution to that problem (Alexander et al., 1977). An antipattern, in turn, is a common response that looks like an appropriate and effective solution, but resulting in negative consequences (Brown et al., 1998). Brown et al. (1998) further add that an antipattern is the result of lack of knowledge or the application of a “good” pattern in the wrong context (Brown et al., 1998). In addition, they state that mistakes that occurred at least three times in different situations becomes a pattern (antipattern).

In this technical report, we are presenting a set of antipattern catalogs for C, Python, and the intersection of both, in addition to directions on how to learn from them. These antipattern catalogs may help instructors to teach and students to learn how to program, reducing difficulties faced by CS1 students. They also may play a key role in research that aims to develop programming oriented teaching-learning systems, giving greater conditions for developing helpful feedback not only on reducing syntax errors but also on decreasing semantic errors and misleading programming styles.

2 Methodology

The code analyzed in this research came from introductory programming classes taught for engineering courses at the University of São Paulo, Brazil, in 2017. In the following subsections, we detail the steps of data collection and analysis of this study.

2.1 Data Collection

The data collection happened in a distance learning course with no face-to-face classes, where all 3 exams were performed on-site. To enroll in this course, students had to have taken the compulsory CS1 face-to-face course in the previous year, had to have at least 70% attendance, and had to have failed it. There were initially 166 students, 34 of them using the C programming language (Electrical and Computational Engineering students) and 132 students using the Python language (other engineering courses). Each student had to use the same language adopted in their previous face-to-face course when they failed.

The course took 16 weeks. In each week, students had to solve a set of practical exercises, with automatic evaluation, using Moodle with the VPL plugin (Rodríguez-del-Pino, Rubio Royo, and Hernández Figueroa, 2012). Every compilation had the code and its result recorded. These exercises were mandatory and were considered in the final grade, weighting one fifth of the total grade. There were 62 exercises, approximately 4 per week. The weekly

exercises were chosen by the instructor to address concepts of a particular set of topics covering the main topics in programming languages (e.g., input/output, variables, selection and repetition structure, functions, array).

2.2 Data Analysis

For the analysis, we chose exercises covering all of the content taught in the course. The Appendix A present the statements of the 15 chosen exercises. Exercises were grouped by topic and we chose representative exercises giving preference for the first ones in each topic. From the 15 chosen exercises, we analyzed 2,233 student code submissions (1,253 in C and 980 in Python). All students, ~20% using C and ~80% using Python, solved the same exercises.

After choosing which exercises to explore, the choice of code submissions to be analyzed for each of them was random, but giving preference to students' codes with up to 20 submissions. For each exercise, a minimum of 50 submissions was analyzed.

During the analysis, several misconceptions were found. Each new mistake found was cataloged in a new datasheet, and those that already existed were added as a new event in a existing one.

We used the following criteria to classify the 3 types of errors: syntax, semantics or style. **Syntax errors** detected by the compiler; **semantic errors** identified by the wrong results; and the **Style errors** considered not appropriate because they could generate future problems in code development or poor programming practice (Rogers et al., 2014).

When we finished analysing the codes and classifying the mistakes, the antipattern catalogs of each language were organized with the errors that presented themselves in at least three distinct student events. Next, we organized a catalog with the antipatterns that appear in both languages.

3 Antipatterns Catalogs

Codes developed in C and Python were recorded and analyzed during CS1 taught for engineering courses at the University of São Paulo, Brazil. We found 95 types of misconceptions made by students using C and 44 by students using Python.

The misconceptions with at least three registered events yielded three antipattern catalogs (Table 1). The first catalog presents the antipatterns found in codes developed with the C programming language, a total of 21 (rows 1 to 21). The second catalog presents the antipatterns found in Python, totaling 11 (rows 31 to 41). The third one presents the 9 that occurred in both C and Python programming languages (rows 22 to 30).

The last five columns of Table 1 show the total of events found, in how many of these events the student was unable to solve the problem and the average, median, and mode of submissions necessary to correct the error. Appendices C, D, and E show the complete

Table 1. Summary of the antipattern catalogs.

N	ID	Anti-Pattern Name	Language		Error Type	Total of Events	Total of Events without Error Correction (?)	Submissions Until Correction		
			C	Python				Average	Median	Mode
1	C_G2	Missing ";" at end of line	X		Syntax	15	0	1.5	1	1
2	C_GL1	Library call missing	X		Syntax	8	2	2.3	2	2
3	C_IF1	Missing "&" in front of variable in "scanf"	X		Semantics	8	1	1.4	1	1
4	C_IF6	Missing "" to separate first from second parameter in "scanf"	X		Syntax	3	0	2.3	1	1
5	C_OF1	Improper use of "&" in front of variable in "printf"	X		Semantics	5	0	1.0	1	1
6	C_OF3	Wrong spelling of "printf" command	X		Syntax	8	1	1.0	1	1
7	C_OF5	Parameter identifying incorrect or non-existent output data type	X		Syntax	4	1	3.0	2	Amodal
8	C_OF6	Use of "&" instead of "%" in "printf"	X		Semantics	3	0	3.7	3	Amodal
9	C_OF7	Result not presented to the user	X		Semantics	4	0	1.3	1	1
10	C_AE1	Float result type in integer division	X		Semantics	9	1	3.3	3	3
11	C_AE2	Wrong arithmetic formula	X		Semantics	8	0	3.8	2.5	2
12	C_AE3	Calculation performed before having values in the used variables	X		Semantics	5	0	2.2	1	1
13	C_RE5	Comparison performed before having values in the used variables	X		Semantics	3	0	1.7	1	1
14	C_SS1	Incorrect use of "{" and "}" opening or closing "if" or "else"	X		Syntax	3	0	1.0	1	1
15	C_SS4	Improper ";" after "if" condition and/or after "else"	X		Semantics	3	0	10.3	7	Amodal
16	C_RS3	Result printed in wrong place	X		Semantics	7	1	3.2	2.5	Bimodal (1, 3)
17	C_F1	Missing "return"	X		Semantics	12	7	2.0	1	?
18	C_F2	Missing "{" and / or "}" in function	X		Syntax	5	0	2.6	1	1
19	C_F6	Incorrect call of a typed function	X		Semantics	5	0	2.0	2	Bimodal (1, 2)
20	C_F9	Incorrect declaration of function parameters	X		Syntax	6	4	1.5	1.5	?
21	C_F10	"return" x "printf"	X		Style	7	3	2.5	2	?
22	G1	Lack of indentation	X	X	P = Syntax	P = 9	P = 0	P = 2.2	2	1
					C = Style	C = 5	C = 4	C = 3.0	3	?
23	V1	Use of nonexistent variable	X	X	Syntax	P = 4	P = 0	P = 1.8	1.5	1
					C = 13	C = 0	C = 1.4	1	1	
24	V3	Assignment using "==" instead of "="	X	X	P = Syntax	P = 3	P = 1	P = 3.0	3	Amodal
					C = Semantics	C = 5	C = 2	C = 2.0	1	Bimodal (1, ?)
25	IF2	Missing quotes in the input function call	X	X	Syntax	P = 3	P = 0	P = 1.0	1	1
					C = 3	C = 1	C = 2.0	2	Amodal	
26	OF2	Missing quotes in output function	X	X	Syntax	P = 5	P = 0	P = 1.8	2	Bimodal (1, 2)
					C = 4	C = 0	C = 1.0	1	1	
27	OF4	Missing comma to separate parameters in data output function	X	X	Syntax	P = 3	P = 0	P = 1.3	1	1
					C = 4	C = 0	C = 1.0	1	1	
28	RE1	Use of "=" instead of "=="	X	X	P = Syntax	P = 10	P = 0	P = 2.7	1	1
					C = Semantics	C = 5	C = 0	C = 1.8	1	1
29	SS2	Not using "else" where it would be appropriate to do so	X	X	Style	P = 5	P = 1	P = 2.5	2	2
					C = 9	C = 8	C = 1.0	1	?	
30	RS2	Control variable is not change	X	X	Semantics	P = 3	P = 0	P = 3.7	2	Amodal
					C = 5	C = 1	C = 1.8	1.5	1	
31	P_V2	Use of reserved word for variable name		X	Syntax	4	3	1.0	1	?
32	P_V4	Incorrect data type conversion		X	Syntax	3	0	3.3	3	3
33	P_V5	Missing type conversion		X	Semantics	4	0	1.5	1.5	Bimodal (1, 2)
34	P_IF4	Missing parentheses in "input"		X	Syntax	3	0	2.3	2	Amodal
35	P_OF5	"print" followed by "=" or other incorrect parameter		X	Syntax	3	1	2.0	2	Amodal
36	P_AE2	Wrong arithmetic operator		X	Syntax	4	0	1.0	1	1
37	P_SS1	Missing ";" at end of "if" or "else" line		X	Syntax	7	1	2.0	1.5	1
38	P_RS1	Wrong sequence of commands in structure		X	Semantics	4	1	3.0	3	Amodal
39	P_SRS1	Use of repetition structure where selection should be		X	Semantics	3	1	1.5	1.5	Amodal
40	P_MDA1	Wrong creation of multi-dimensional array lines		X	Semantics	3	0	7.3	8	Amodal
41	P_F8	Function created but not called		X	Semantics	6	0	1.2	1	1

Legend: P and C correspond respectively to the Python and C programming languages.

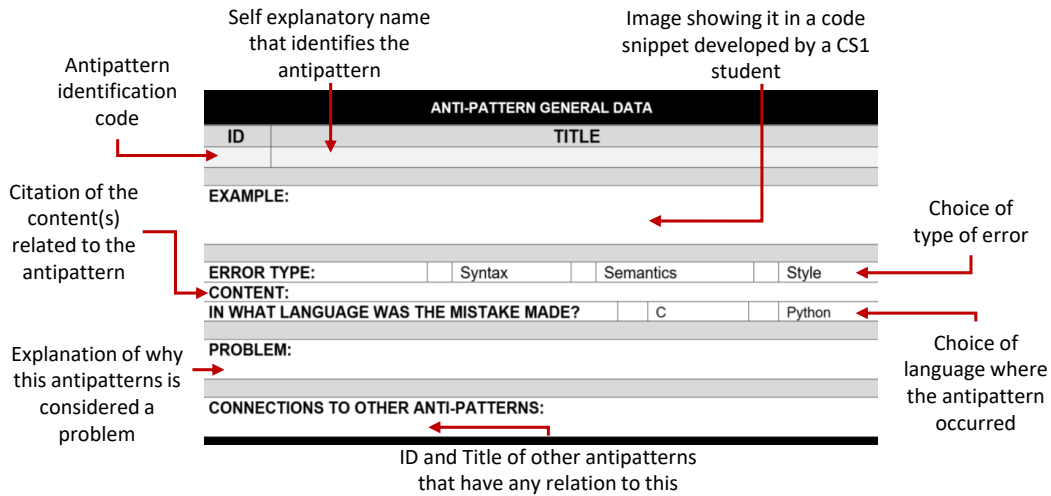


Fig. 1. Explanation of the first part of the antipatterns datasheets.

datasheets of all antipatterns that make up each catalog, according to the format explained in the Figures 1, 2, and 3.

3.1 Description of the Antipatterns Format

The format adopted for the datasheets is an adaptation of the presentation template of a pattern suggested by Alexander et al. (1977). Each datasheet of the catalog consists of three parts. The first part serves to identify the antipattern in a unique way. Figure 1 shows the information that makes up this part of the datasheets.

The second part is intended to show in detail the occurrences found. There are three to four events presented to characterize an antipattern. Information such as in which submission/compilation the mistake occurred and in which it was solved helps, for example, to know if the student solved the antipattern and, if so, to show how and how much 'time' was necessary for that (Figure 2). Appendix A shows the statements of the exercises identified by item "The exercise that was being solved."

The last part serves to suggest a step by step of how professors can present the antipattern to their students, and also suggestion of a step by step of how students can study it by themselves (Figure 3). Appendix B shows the statements of the exercises identified by item "The exercise that was being solved."

4 Final Consideration

We found 139 types of misconceptions in C and Python, which 41 of them were identified as antipatterns in the CS1 students' code. Professors could work these antipatterns while

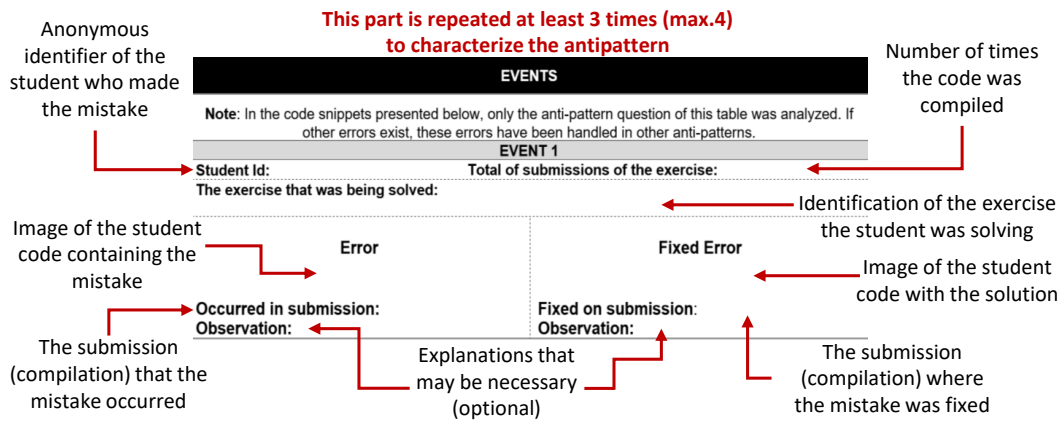
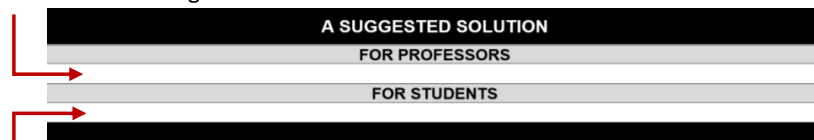


Fig. 2. Explanation of the second part of the antipatterns datasheets.

A step by step of how professors can present this antipattern to their students, thus helping to prevent it from occurring



A step by step for self-taught students of how they could study the antipattern

Fig. 3. Explanation of the third part of the antipatterns datasheets.

teaching the corresponding content, avoiding the time spent looking for and solving problems in the codes developed by their students.

The data exposed in the last five columns of Table 1 can provide vital information for professors. With this data, the professor can identify the antipatterns that most occurred, those that students typically failed to resolve, those that took a long time for students to find a solution, among much other information.

These catalogs can be another step in a broader movement to lift and categorize the specific difficulties faced by students who may help professors to teach and students to learn programming, as well as researchers in the development of new research and tools to assist them in these tasks.

4.1 Future Work

As a future work, a study that verifies the **impact on the CS1 students' code in case the antipatterns were constantly highlighted** during the introductory programming classes. Besides, the **creation of a questions repository** could be helpful. This repository's goal would be to address each antipattern in many different ways, looking to develop

some essential skills for programmers, like finding errors in their code. According to Gomes and Mendes (2014), one way to help students is with well-designed, carefully thought out exercises, reflecting how, which, when, and why each exercise would be presented. A question repository could help the professors when choosing and varying the exercises used in each situation.

Acknowledgment

The first author was supported by a scholarship from the CAPES Foundation, an agency under the Ministry of Education of Brazil – Program name: PDSE–Programa de Doutorado Sanduiche no Exterior (Doctoral Program Abroad)/Process number: PDSE – 88881.135066/2016-01), to study in the University of California – Irvine, and also supported by UFMS – University of Mato Grosso do Sul to develop the thesis. In addition, this study was financed in part by the Coordenação de Aperfeiçoamento de Pessoal de Nível Superior – Brazil (CAPES) – Finance Code 001.

References

- Alexander, Christopher et al. (1977). *A pattern language*. Oxford University Press, New York.
- Bennedsen, Jens and Michael E Caspersen (2019). “Failure rates in introductory programming: 12 years later”. In: *ACM Inroads* 10.2, pp. 30–36.
- Bosse, Yorah (2020). “Patterns of Difficulties Related to Programming Learning (Text in Portuguese)”. PhD thesis. Institute of Mathematics and Statistics, University of São Paulo, São Paulo, Brazil.
- Bosse, Yorah and Marco Aurélio Gerosa (2017). “Why is programming so difficult to learn?: Patterns of Difficulties Related to Programming Learning Mid-Stage”. In: *ACM SIGSOFT Software Engineering Notes* 41.6, pp. 1–6.
- Brown, William H et al. (1998). *AntiPatterns: refactoring software, architectures, and projects in crisis*. John Wiley & Sons, Inc.
- Ellström, Per-Erik (2001). “Integrating learning and work: Problems and prospects”. In: *Human resource development quarterly* 12.4, pp. 421–435.
- Gomes, Anabela and Antonio Mendes (2014). “A teacher’s view about introductory programming teaching and learning: Difficulties, strategies and motivations”. In: *2014 IEEE Frontiers in Education Conference (FIE) Proceedings*. IEEE, pp. 1–8. DOI: [10.1109/FIE.2014.7044086](https://doi.org/10.1109/FIE.2014.7044086).

- Jenkins, Tony (2002). “On the difficulty of learning to program”. In: *Proceedings of the 3rd Annual Conference of the LTSN Centre for Information and Computer Sciences*. Vol. 4. 2002. Citeseer, pp. 53–58.
- Kristi, AM (2003). “Problems in learning and teaching programming—a literature study for developing visualizations in the Codewitz-Minerva Project”. In: *Codewitz Need Analysis, Institute of Software System, Tampere University of Technology, Finland*, pp. 1–12.
- Luxton-Reilly, Andrew et al. (2019). “Pass rates in STEM disciplines including computing”. In: *Proceedings of the 2019 ACM Conference on Innovation and Technology in Computer Science Education*. ACM, pp. 267–268.
- Mhashi, Mahmoud M and ALIM Alakeel (2013). “Difficulties facing students in learning computer programming skills at Tabuk University”. In: *Proceedings of the 12th International Conference on Education and Educational Technology (EDU’13), Iwate, Japan*, pp. 15–24.
- Oliveira Brandão, Leônidas de, Yorah Bosse, and Marco Aurélio Gerosa (2016). “Visual programming and automatic evaluation of exercises: An experience with a STEM course”. In: *2016 IEEE Frontiers in Education Conference (FIE)*. IEEE, pp. 1–9.
- Robins, Anthony, Janet Rountree, and Nathan Rountree (2003). “Learning and teaching programming: A review and discussion”. In: *Computer science education* 13.2, pp. 137–172.
- Rodríguez-del-Pino, Juan Carlos, Enrique Rubio Royo, and Zenón Hernández Figueroa (2012). “A Virtual Programming Lab for Moodle with automatic assessment and anti-plagiarism features”. In.
- Rogers, Stephanie et al. (2014). “ACES: Automatic evaluation of coding style”. PhD thesis. Master’s thesis, EECS Department, University of California, Berkeley.
- Streumer, JN and M Kho (2006). “The world of work-related learning”. In: *Work-related learning*. Springer, pp. 3–49.
- Watson, Christopher and Frederick WB Li (2014). “Failure rates in introductory programming revisited”. In: *Proceedings of the 2014 conference on Innovation & technology in computer science education*. ACM, pp. 39–44.

Appendix A – Statements of the Chosen Exercises

Below, we present the statements of the exercises chosen to analyze the codes generated by the students of introduction to programming.

Exercise 1.1 – Develop a code that reads an integer entered by the user and prints the value typed.

Exercise 1.2 – Develop a code that receives an integer (int), typed by the user, and prints the square of that number.

Exercise 2.1 – Develop a code that reads two integers typed by the user, and prints the largest of the two numbers.

Exercise 2.2 – Develop a code that reads two integers as inputs (say in variables a and b), and prints 1 if “ $a < b$ ” and 0 otherwise.

Exercise 3.1 – Develop a code in C or Python that checks whether 3 numbers can represent the angles of a triangle or not. Your algorithm should prompt the user to enter the 3 natural numbers (representing angles in degrees) and print: “Sim” (Yes) and the 3 numbers in the sequence entered if they add up to 180, and “NAO” (NO) and the sum of the 3 numbers otherwise.

Exercise 3.2 – Develop a code that reads three natural numbers as inputs and checks to see if those numbers are Pythagorean. Three numbers are Pythagorean if the square of the largest of them (hypotenuse) is equal to the sum of the square of the other two. Your program should print: if Pythagorean, the value “1” and the value of the hypotenuse squared; if not Pythagorean, only the value “0”.

Three numbers, represented by h , a , and b are called Pythagorean if, and only if, $h^2 = a^2 + b^2$. The name is because they correspond to the sides length of a right triangle.

Exercise 3.3 – Develop a C/Python program that reads a natural (say in the “total” variable) and computes the largest sum of consecutive naturals, starting at 1, that is less than or equal to the value entered (\leq total).

Exercise 4.1 – Develop a program with functions named “soma” (sum) and “media” (average), both with 2 formal parameters of type “int”, which respectively return the sum of the parameters and their average. Functions must have 2 integer parameters, such as “soma(a, b)” and “media(a, b)”. Your main program should receive from the user 2 integers, invoke with them first the sum function and print their sum, then invoke media and print their arithmetic mean (invoking the functions).

Exercise 4.2 – Make a program in C / Python necessarily implementing a function named *fat*, with one parameter *n*, which, given an integer *n*, returns the factorial of *n* if $n \geq 0$, otherwise return -1 . Make a "main" program that prompts the user to type any integer and using the function *fat* returns the factorial of *n*, if $n \geq 0$, otherwise return -1 .

Remember, the factorial function $fat(n)$ is defined only for naturals (starting by zero), as follows: $fat(0) = 1$ and $fat(n) = n * fat(n - 1)$, $n > 0$. Thus, for example, the factorial of 4 (represented by $4!$) is computed as follows: $fat(4) = 4! = 4.3.2.1 = 24$.

Therefore, it is necessary that your program prints -1 whenever the user enter a negative integer (e.g., if the input is $n = -10$, the output is -1 ; input $n = -21$ implies output -1).

Exercise 4.7 – Develop a code that receives a positive natural number n ($n \geq 1$) and then n lists of integer values, each list is ended by a 0 (ending mark of the subsequence), calculating the sum of all odd numbers in each subsequence and print them (as soon as you read each 0).

Examples: For the subsequences below, all with $n = 3$

Ex. 1. Inputs (including n): 3 0 0 0 => outputs: 0

Ex. 2. Inputs (including n): 3 2 0 2 0 2 0 => outputs: 0

Ex. 3. Inputs (including n): 3 1 0 3 0 5 0 => outputs: 1 3 5)

Exercise 7.1 – Construct an algorithm that receives a positive natural n ($n > 0$) and prints the sum of the first n terms of the harmonic series defined below.

$$H = 1/1 + 1/2 + 1/3 + 1/4 + \dots + 1/k + \dots$$

Exercise 7.2 – Build an algorithm that takes a positive natural number and real value (n and x), calculates and prints the value of x^n (power from x to n). Use only the sum and product operators.

Exercise 7.4 – Build a program that receives an integer n and then n characters as input by printing the ASCII (American Standard Code for Information Interchange) code for each character.

Exercise 8.1 – 1. Implement a function called `determineSeOrderado` that takes as parameters an integer n and array of integers called `vet`. The function should return 1, if the elements in `vet[]` are in ascending order and 0, otherwise (that is, if `vet[0] < vet[1] < ... < vet[n-1]`, returns 1 and in any other setting returns 0).

2. Make a main program in which the user types a number $n > 0$, followed by n integer values that are stored in the array (which can have up to 40 elements). Using the value returned by the function of item 1, your program should print 1, if the array is in ascending order, and 0 otherwise.

Exercise 13.1 – Make a program in which the user enters positive integers m and n ($m > 0$, $n > 0$), followed by $m \times n$ real values (float), which should be stored in a matrix of order $m \times n$. Then your program should print each line, followed by the “=” sign and the sum of the line, starting at line 0, then line 1, and so on. Thus, you must first print the value of `M[0][0]`, followed by `M[0][1]`, and so on to the last of the line (`M[0][n-1]`) and then the equal sign and the sum of the number from line zero. Then follow lines 1, 2, 3 to $m-1$.

Appendix B – Suggested Solution for Professors and Students

Below, we present detailed descriptions of solutions for professors and students mentioned in the antipattern catalogs.

FOR PROFESSORS

1. Explanation using blackboard and projector – reinforce the concept using Kahoot

It is important to make clear to the learner that this anti-pattern exists. For this, a solution suggestion would be:

1. Bring to class code snippets with antipatterns related to previously presented topics with at most one error per line
2. show them to the learners
3. ask them to point out some error
4. ask if someone in class could explain the consequences of the error for the program
5. reinforce the explanation, if possible, showing other examples of the same error
6. explain the correct way to write the command (line), without the error
7. rewrite the line on the blackboard, without the error, or make the correction visible on the projector
8. repeat steps 3 to 7 as long as there are errors in the code Then (it is necessary for the teacher's computer and the learners' phones or computers to have Internet access):
9. show the password for the previously prepared kahoot quiz and ask learners to connect to kahoot with their phone
10. If this method has not been used before with them, explain the "game"
11. start the "game", cheer each learner's victory, and make notes on the questions they fail most often
12. In the end, present the results and go back to the exercises they had the most difficulty with.

P.S: The teacher will obtain a valuable resource, as it will become clear on which topics students need reinforcement and may address them further during class.

2. Groups working with step-by-step execution to understand errors – reinforce with exercises

It is important to make clear to the learner that this anti-pattern exists. For this, a solution suggestion would be:

1. assemble teams of 2 or 3 students;
2. give the teams codes with the error. Not necessarily the same code for all teams;
3. ask them to do a step-by-step execution of the code presented;
4. then ask for a team to show the class what they have found and explain how they got this result;
5. ask others with the same snippet if they had different results. If so, ask them to present to the class;
6. now you (instructor), using visuals, simulating computer memory space, for instance, show, correct or reinforce what was presented;
7. repeat steps 3 through 6 if you have more than one type of exercise;
8. give them exercises to solve in which they could make the mistakes mentioned above;
9. ask them to solve on the blackboard so you can correct them if the mistake still appears.

3. Programming in front of the students, making the error appear– reinforce by asking students to develop new codes

It is important to make clear to the learner that this anti-pattern exists. For this, a solution suggestion would be:

1. ask learners to solve an exercise in which the error you want to address might happen;
2. go to the blackboard and expose a superficial outline of what the code needs to do and in what sequence;
3. use the projector to start programming on the computer in front of the students;
4. make the error appear;
5. compile and ask the learners for suggestions on how the code could be fixed;
6. test each suggestion and explain if necessary, the reasons why it did not work;
7. finish with working code projected for learners to see;
8. give them one more exercise to solve;
9. ask a learner to develop their code right on the computer to project for all;
10. explain what is happening while the learner is typing;
11. repeat steps 8 through 10 as many times as you like, using intensive practice for learning.

4. Apply the bench test (table test) in code samples with and without the error, compare the results – reinforce by asking the students to solve some exercises

It is important to make clear to the learner that this anti-pattern exists. For this, a solution suggestion would be:

1. show an example of the error to the learner. Make sure the only mistake in your example is the one you want to address;
2. make it very clear, highlighting the mistake with a colored circle or arrow;
3. explain why it is wrong;
4. do a bench test (table test) showing what happens;
5. fix the code, and redo the bench test (table test);
6. compare the results;
7. make sure the learners understand by asking them to do one or two exercises like this, but with other code snippets.
8. correct during class, in the presence of the learners.

FOR STUDENTS

1. Solve exercises, add code errors, and ask classmate to find them

Learners may study this antipattern to avoid it in the future with an exercise:

Note: It is important that students work with at least one peer and that they have a computer to work on the exercise.

1. Study some of the antipatterns of a given topic
2. Choose similar exercises that depend on the topic and solve them independently
3. After the exercises are done and error-free with correct outputs, each one copies their code to paper with added errors (each one chooses how many errors to add)
4. Switch papers
5. Each one corrects their peer's exercise, pointing out the errors found
6. When done, learners check with their peer, who previously solved the exercise, whether any problem slipped through or if all errors were found
7. Each one explains the solution they developed to their peer, showing the difficulties they had and how they solved them.

2. Study one or more anti-patterns, introduce to classmate and reinforce with exercise

Learners may study this antipattern to avoid it in the future with an exercise:

Note:*It is important to do this with at least one peer.*

1. Choose a topic already seen in class and select different parts of the topic for each learner to explain
2. Each one is to study the material, prepare a quick presentation, and search for examples to illustrate the explanation
3. Search for at least 1 exercise to be solved after your presentation
4. Choose whose turn it is to present
5. Start the presentation. The explanation should clarify everyone's difficulties. Showcase the possible errors (antipatterns) that may occur. In case some doubt remains, all may help search for answers if the presenter does not know enough.
6. Present the chosen exercise and ask colleagues to solve it
7. Check it together with bench test (table test) of the found solutions
8. Analyze what would happen if the antipattern existed in the code
9. Repeat steps 4 to 9 as many times as necessary for all to present their part

3. Introduce the error into a code and understand the consequences it generates.

Learners may study this antipattern to avoid it in the future with an exercise:

Note:*It is important to have a computer available to undertake the exercise.*

1. Copy into the development environment some completed exercise from a previous class, a book, or the internet where the error (antipattern) may be inserted
2. execute the program and reason about what it does
3. insert the error (antipattern) in the code and try to execute it again
4. If there is a compilation error, note how the compiler present the error, so you can more easily understand what the compiler points to in cases of error
5. If the program executes, note how results are presented, trying to understand where the error is and how it behaves
6. Do this with multiple exercises, until you are certain that you understand the antipattern

Appendix C – Antipattern Catalog in C

Below, we present the catalog of antipatterns found in code developed using C as programming language.

ANTIPATTERNS CATALOG IN C


ANTIPATTERN GENERAL DATA				
ID	TITLE			
C_G2	Missing ";" at end of line			
EXAMPLE:				
<pre> 6 printf("insira um número:\n") ← 7 scanf("%d", &n) ← 8 printf("%d\n", n) ← </pre>				
ERROR TYPE:	X	Syntax	Semantics	Style
CONTENT:	- General			
IN WHAT LANGUAGE WAS THE MISTAKE MADE?	X	C	Python	
PROBLEM:				
Missing the ";" (semicolon) at the end of lines that require it will cause a syntax error and the code will not execute before the error is corrected.				
CONNECTIONS TO OTHER ANTIPATTERNS:				
EVENTS				
Note: In the code snippets presented below, only the antipattern question of this table was analyzed. If other errors exist, these errors have been handled in other antipatterns.				
EVENT 1				
Student Id: 2558	Total of submissions for the exercise:			3
The exercise that was being solved:				
Exercise 1.1				
Error		Fixed Error		
<pre> 6 printf("insira um número:\n") 7 scanf("%d", &n) 8 printf("%d\n", n) </pre>		<pre> 6 printf("insira um número:\n"); 7 scanf("%d", &n); 8 printf("%d\n", n); </pre>		
Occurred in submission: 1		Fixed on submission: 2		
Observation:		Observation:		
EVENT 2				
Student Id: 2719	Total of submissions of the exercise:			3

The exercise that was being solved: Exercise 1.1	
Error 5 int num	Fixed Error 5 int num;
Occurred in submission: 1 Observation:	Fixed on submission: 2 Observation:
EVENT 3	
Student Id: 4738	Total of submissions of the exercise: 3
The exercise that was being solved: Exercise 1.1	
Error 7 printf("Digite um numero inteiro: ")	Fixed Error 7 printf("Digite um numero inteiro: ");
Occurred in submission: 2 Observation:	Fixed on submission: 3 Observation:
EVENT 4	
Student Id: 5242	Total of submissions of the exercise: 14
The exercise that was being solved: Exercise 7.2	
Error 11 x=h*x 12 h=x	Fixed Error 11 x=h*x; 12 h=x;
Occurred in submission: 9 Observation:	Fixed on submission: 10 Observation:
A SUGGESTED SOLUTION	
FOR PROFESSORS	
Explanation using blackboard and projector – reinforce the concept using Kahoot.	
FOR STUDENTS	
Solve exercises, add code errors, and ask classmate to find them.	



ANTIPATTERN GENERAL DATA	
ID	TITLE
C_GL1	Library call missing

EXAMPLE:			
<pre> 1 int main (){ 2 int a; 3 scanf("%d", a); 4 printf("%d", a); 5 }</pre>			
ERROR TYPE:	<input checked="" type="checkbox"/> Syntax	<input type="checkbox"/> Semantics	<input type="checkbox"/> Style
CONTENT:	- Library		
IN WHAT LANGUAGE WAS THE MISTAKE MADE?	<input checked="" type="checkbox"/> X	<input type="checkbox"/> C	<input type="checkbox"/> Python
PROBLEM:			
When a command is actually a function, such as "scanf", "printf", "malloc," and so on, and these functions were developed within libraries, calling these is indispensable for the program to recognize such commands/functions.			
CONNECTIONS TO OTHER ANTIPATTERNS:			
EVENTS			
Note: In the code snippets presented below, only the antipattern question of this table was analyzed. If other errors exist, these errors have been handled in other antipatterns.			
EVENT 1			
Student Id: 2670	Total of submissions of the exercise:		4
The exercise that was being solved: Exercise 1.1			
<p style="text-align: center;">Error</p> <pre> 1 int main (){</pre> <p>Occurred in submission: 1 Observation: The code does not compile. Missing library call containing Input and Output functions.</p>		<p style="text-align: center;">Fixed Error</p> <pre> 1 # include <stdio.h> 2 int main (){</pre> <p>Fixed on submission: 3 Observation:</p>	
EVENT 2			
Student Id: 3167	Total of submissions of the exercise:		8
The exercise that was being solved: Exercise 1.1			
<p style="text-align: center;">Error</p> <pre> 1 #include int main () { 2 int b = a; 3 sacnf("%d", b);</pre>		<p style="text-align: center;">Fixed Error</p> <pre> 1 #include <stdio.h> 2 int main(void){ 3 int b; 4 scanf("%d", b);</pre>	

Occurred in submission: 1	Fixed on submission: 6
Observation:	Observation:
EVENT 3	
Student Id: 2040	Total of submissions of the exercise: 8
The exercise that was being solved: Exercise 2.1	
Error	Fixed Error
<pre> 1 int main() 2 { 3 int a,b; 4 scanf("%d %d" a,b); </pre>	<pre> 1 #include <stdio.h> 2 int main() 3 { 4 int a,b; 5 scanf("%d %d" a,b); </pre>
Occurred in submission: 1	Fixed on submission: 3
Observation:	Observation:
EVENT 4	
Student Id: 5226	Total of submissions of the exercise: 11
The exercise that was being solved: Exercise 3.3	
Error	Fixed Error
<pre> 1 int main(){ 2 int n, cont; 3 cont =0; 4 printf(""); </pre>	
Occurred in submission: 1	Fixed on submission:
Observation:	Observation: The error has not been fixed.
A SUGGESTED SOLUTION	
FOR PROFESSORS	
Explanation using blackboard and projector – reinforce the concept using Kahoot.	
FOR STUDENTS	
Solve exercises, add code errors, and ask classmate to find them.	



ANTIPATTERN GENERAL DATA	
ID	TITLE
C_IF1	Missing "&" in front of variable in "scanf"

EXAMPLE:				
<div style="border: 1px solid black; padding: 2px; display: inline-block;">8</div> <code>scanf("%d", numero);</code>				
ERROR TYPE:	Syntax	X	Semantics	Style
CONTENT:	<ul style="list-style-type: none"> - Variable - Data input function 			
IN WHAT LANGUAGE WAS THE MISTAKE MADE?	X	C		Python
PROBLEM:				
<p>The C programming language requires "&" in front of the variable to indicate that the value that the user types as input will be stored in the address of the variable. Failure to do so will generate a runtime error, causing the program not to execute appropriately.</p>				
CONNECTIONS TO OTHER ANTIPATTERNS:				
<ul style="list-style-type: none"> - C_IF2 – Missing quotes in the input function call - C_IF6 – Missing “,” to separate first from second parameter in “scanf” 				
EVENTS				
<p>Note: In the code snippets presented below, only the antipattern question of this table was analyzed. If other errors exist, these errors have been handled in other antipatterns.</p>				
EVENT 1				
Student Id: 2257		Total of submissions of the exercise:		6
The exercise that was being solved:				
Exercise 1.1				
Error		Fixed Error		
<div style="border: 1px solid black; padding: 2px; display: inline-block;">8</div> <code>scanf("%d", numero);</code>		Tentativa 1: <div style="border: 1px solid black; padding: 2px; display: inline-block;">8</div> <code>scanf("%d"; numero);</code>		
Occurred in submission: 1 Observation: The error occurs during program execution.		Final <div style="border: 1px solid black; padding: 2px; display: inline-block;">8</div> <code>scanf("%d", &numero);</code> Fixed on submission: 4 Observation: Before reaching this result, she/he tried to put “;” (semicolon) in place of the comma inside the parentheses.		
EVENT 2				
Student Id: 2670		Total of submissions of the exercise:		4
The exercise that was being solved:				
Exercise 1.1				
Error		Fixed Error		
<div style="border: 1px solid black; padding: 2px; display: inline-block;">3</div> <code>scanf("%d", a);</code>		<div style="border: 1px solid black; padding: 2px; display: inline-block;">3</div> <code>scanf("%d", &a);</code>		
Occurred in submission: 1 Observation:		Fixed on submission: 2 Observation:		
EVENT 3				

Student Id: 2719	Total of submissions of the exercise: 3
The exercise that was being solved: Exercise 1.1	
Error	Fixed Error
7 <code>scanf("%d", num);</code>	7 <code>scanf("%d", &num);</code>
Occurred in submission: 1 Observation:	Fixed on submission: 3 Observation:
EVENT 4	
Student Id: 1781	Total of submissions of the exercise: 3
The exercise that was being solved: Exercise 2.1	
Error	Fixed Error
5 <code>scanf("%d,%d", a, b);</code>	5 <code>scanf("%d,%d",&a,&b);</code>
Occurred in submission: 1 Observation:	Fixed on submission: 2 Observation: Other errors persist.
A SUGGESTED SOLUTION FOR PROFESSORS	
Explanation using blackboard and projector – reinforce the concept using Kahoot.	
FOR STUDENTS	
Solve exercises, add code errors, and ask classmate to find them.	



ANTIPATTERN GENERAL DATA			
ID	TITLE		
C_IF6	Missing “,” to separate first from second parameter in “scanf”		
EXAMPLE:			
4	<code>scanf("%d %d" a, b);</code>		
ERROR TYPE:	X	Syntax	Semantics
CONTENT:	<ul style="list-style-type: none"> - Data input function - Function: parameter declaration 		
IN WHAT LANGUAGE WAS THE MISTAKE MADE?	X	C	Python

PROBLEM:	
This error prevents the program from running because, by the language rules, the parameters must be separated by a comma.	
CONNECTIONS TO OTHER ANTIPATTERNS:	
<ul style="list-style-type: none"> - C_IF1 – Missing "&" in front of variable in "scanf" - C_IF2 – Missing quotes in the input function call - C_F9 – Incorrect declaration of function parameters 	
EVENTS	
Note: In the code snippets presented below, only the antipattern question of this table was analyzed. If other errors exist, these errors have been handled in other antipatterns.	
EVENT 1	
Student Id: 2040	Total of submissions of the exercise: 7
The exercise that was being solved:	
Exercise 2.1	
Error	Fixed Error
4 <code>scanf("%d %d" a, b);</code>	5 <code>scanf("%d %d", a, b);</code>
Occurred in submission: 1	Fixed on submission: 6
Observation: The comma between the two "%d" will cause the program to stop executing reading the data, which means the program will not run properly.	Observation:
EVENT 2	
Student Id: 3167	Total of submissions of the exercise: 7
The exercise that was being solved:	
Exercise 3.1	
Error	Fixed Error
6 <code>scanf ("%d%d%d" &a1, &a2, &a3);</code>	6 <code>scanf ("%d%d%d", &a1, &a2, &a3);</code>
Occurred in submission: 1	Fixed on submission: 2
Observation:	Observation:
EVENT 3	
Student Id: 2810	Total of submissions of the exercise: 2
The exercise that was being solved:	
Exercise 3.1	
Error	Fixed Error
7 <code>scanf("%d %d %d" &x, &y, &z);</code>	7 <code>scanf("%d %d %d", &x, &y, &z);</code>
Occurred in submission: 1	Fixed on submission: 2
Observation:	Observation:
EVENT 4	
Student Id:	Total of submissions of the exercise:
The exercise that was being solved:	

Error	Fixed Error
Occurred in submission: Observation:	Fixed on submission: Observation:
A SUGGESTED SOLUTION FOR PROFESSORS	
Explanation using blackboard and projector – reinforce the concept using Kahoot.	
FOR STUDENTS	
Solve exercises, add code errors, and ask classmate to find them.	




ANTIPATTERN GENERAL DATA				
ID	TITLE			
C_OF1	Improper use of "&" in front of variable in "printf"			
EXAMPLE:				
<pre>5 printf("%d",&a);</pre>				
ERROR TYPE:				
	Syntax	X	Semantics	Style
CONTENT:				
<ul style="list-style-type: none"> - Variable - Data Output Function - Function: passing parameter by reference 				
IN WHAT LANGUAGE WAS THE MISTAKE MADE?				
	X	C		Python
PROBLEM:				
The program will run, but the result will not be the expected as the address of the variable instead of the value stored inside it will be printed.				
CONNECTIONS TO OTHER ANTIPATTERNS:				
<ul style="list-style-type: none"> - C_OF2 – Wrong spelling of "printf" command - C_OF3 – Missing quotation mark in output function - C_OF4 – Use of "&" instead of "%" in "printf" - C_OF5 – Parameter identifying incorrect or non-existent output data type - C_OF6 – Missing comma to separate parameters in data output function 				
EVENTS				
Note: In the code snippets presented below, only the antipattern question of this table was analyzed. If other errors exist, these errors have been handled in other antipatterns.				
EVENT 1				

Student Id: 1781		Total of submissions of the exercise:		2
The exercise that was being solved:				
Exercise 1.1				
Error		Fixed Error		
<pre>5 printf("%d",&a);</pre>		<pre>5 printf("%d",a);</pre>		
Occurred in submission: 1		Fixed on submission: 2		
Observation:		Observation:		
EVENT 2				
Student Id: 2257		Total of submissions of the exercise:		6
The exercise that was being solved:				
Exercise 1.1				
Error		Fixed Error		
<pre>9 printf("0 numero digitado foi o %d.", &numero);</pre>		<pre>9 printf("0 numero digitado foi o %d.", numero);</pre>		
Occurred in submission: 4		Fixed on submission: 5		
Observation:		Observation:		
EVENT 3				
Student Id: 3167		Total of submissions of the exercise:		8
The exercise that was being solved:				
Exercise 1.1				
Error		Fixed Error		
<pre>5 L printf("%d", &b);}</pre>		<pre>5 L printf("%d",b);}</pre>		
Occurred in submission: 5		Fixed on submission: 8		
Observation:		Observation:		
EVENT 4				
Student Id: 1830		Total of submissions of the exercise:		6
The exercise that was being solved:				
Exercise 7.1				
Error		Fixed Error		
<pre>9 printf("%f", &soma);</pre>		<pre>9 printf("%f", soma);</pre>		
Occurred in submission: 3		Fixed on submission: 4		
Observation:		Observation:		
A SUGGESTED SOLUTION				
FOR PROFESSORS				
Explanation using blackboard and projector – reinforce the concept using Kahoot.				
FOR STUDENTS				
Solve exercises, add code errors, and ask classmate to find them.				




ANTIPATTERN GENERAL DATA			
ID	TITLE		
C_OF3	Wrong spelling of “printf” command		
EXAMPLE:			
<pre>7 print(" %d " , num);</pre>			
ERROR TYPE:	X	Syntax	Semantics Style
CONTENT:	- Data Output Function		
IN WHAT LANGUAGE WAS THE MISTAKE MADE?	X	C	Python
PROBLEM:			
The compiler does not recognize the command name and thus does not know what to do. The error message says that the identifier was not created in the current scope.			
CONNECTIONS TO OTHER ANTIPATTERNS:			
<ul style="list-style-type: none"> - C_OF1 – Improper use of "&" in front of variable in "printf" - C_OF3 – Missing quotation mark in output function - C_OF4 – Use of "&" instead of "%" in “printf” - C_OF5 – Parameter identifying incorrect or non-existent output data type - C_OF6 – Missing comma to separate parameters in data output function 			
EVENTS			
Note: In the code snippets presented below, only the antipattern question of this table was analyzed. If other errors exist, these errors have been handled in other antipatterns.			
EVENT 1			
Student Id: 2243	Total of submissions of the exercise:		3
The exercise that was being solved:			
Exercise 1.1			
Error		Fixed Error	
<pre>7 print(" %d " , num);</pre>		<pre>7 printf(" %d " , num);</pre>	
Occurred in submission: 2		Fixed on submission: 3	
Observation:		Observation:	
EVENT 2			
Student Id: 3430	Total of submissions of the exercise:		7
The exercise that was being solved:			
Exercise 1.1			

Error	Fixed Error
7 <code>printf("%d", &n);</code>	7 <code>printf("%d", &n);</code>
Occurred in submission: 1 Observation:	Fixed on submission: 2 Observation:
EVENT 3	
Student Id: 3300	Total of submissions of the exercise: 4
The exercise that was being solved: Exercise 3.1	
Error	Fixed Error
15 <code>print("SIM %d %d %d", a, b, c);</code>	15 <code>printf("SIM %d %d %d", a, b, c);</code>
Occurred in submission: 1 Observation:	Fixed on submission: 2 Observation:
EVENT 4	
Student Id: 5242	Total of submissions of the exercise: 62
The exercise that was being solved: Exercise 3.3	
Error	Fixed Error
11 <code>print (soma)</code>	
Occurred in submission: 8 Observation:	Fixed on submission: Observation: The error has not been fixed.
A SUGGESTED SOLUTION	
FOR PROFESSORS	
Explanation using blackboard and projector – reinforce the concept using Kahoot.	
FOR STUDENTS	
Solve exercises, add code errors, and ask classmate to find them.	



ANTIPATTERN GENERAL DATA	
ID	TITLE
C_OF5	Parameter identifying incorrect or non-existent output data type

EXAMPLE:			
<pre>7 printf(a);</pre>			
ERROR TYPE:	X	Syntax	Semantics
CONTENT:	- Data Output Function		
IN WHAT LANGUAGE WAS THE MISTAKE MADE?	X	C	Python
PROBLEM:			
The compiler expects to find the parameter that identifies the type of data to be printed, and missing this information generates a syntax error that causes the program not to execute.			
CONNECTIONS TO OTHER ANTIPATTERNS:			
<ul style="list-style-type: none"> - C_OF1 – Improper use of "&" in front of variable in "printf" - C_OF2 – Wrong spelling of "printf" command - C_OF3 – Missing quotation mark in output function - C_OF4 – Use of "&" instead of "%" in "printf" - C_OF6 – Missing comma to separate parameters in data output function 			
EVENTS			
Note: In the code snippets presented below, only the antipattern question of this table was analyzed. If other errors exist, these errors have been handled in other antipatterns.			
EVENT 1			
Student Id: 2040		Total of submissions of the exercise: 8	
The exercise that was being solved: Exercise 2.1			
Error		Fixed Error	
<pre>7 printf(a);</pre>		<pre>10 printf("%d",a);</pre>	
Occurred in submission: 1		Fixed on submission: 7	
Observation:		Observation:	
EVENT 2			
Student Id: 5730		Total of submissions of the exercise: 11	
The exercise that was being solved: Exercise 2.1			
Error		Fixed Error	
<pre>6 printf("n1",n1);</pre>		<pre>6 printf("%d",n1);</pre>	
Occurred in submission: 1		Fixed on submission: 2	
Observation: Failed to identify the type of output data, which should be "%d" since "n1" is of type "int".		Observation:	
EVENT 3			
Student Id: 5242		Total of submissions of the exercise: 62	
The exercise that was being solved:			

Exercise 3.3	
Error <pre>11 print (soma)</pre>	Fixed Error 
<p>Occurred in submission: 8 Observation: The variable “soma” is of type “int”, so “%d” was missing, followed by a comma, before the variable. It is noteworthy that the command name “printf” is spelled wrong.</p>	<p>Fixed on submission: Observation: In the 16th submission, the student erases this "printf" line, solving the problem without solving the error.</p>
EVENT 4	
<p>Student Id: 3430</p>	<p>Total of submissions of the exercise: 4</p>
<p>The exercise that was being solved: Exercise 7.1</p>	
Error <pre>5 float soma = 0.0; ... 14 printf("%d/n", soma);</pre>	Fixed Error <pre>16 printf("%f", soma);</pre>
<p>Occurred in submission: 1 Observation: Line 5 shows the student declaring the variable “soma” as “float”, but she or he used “%d” to print the value instead of “%f”.</p>	<p>Fixed on submission: 3 Observation:</p>
A SUGGESTED SOLUTION	
FOR PROFESSORS	
<p>Groups working with step-by-step execution to understand errors – reinforce with exercises.</p>	
FOR STUDENTS	
<p>Solve exercises, add code errors, and ask classmate to find them.</p>	



ANTIPATTERN GENERAL DATA	
ID	TITLE
C_OF6	Use of "&" instead of "%" in “printf”

EXAMPLE:			
<pre>7 printf("&d", a);</pre>			
ERROR TYPE:	Syntax	X	Semantics
CONTENT:	- Data Output Function		
IN WHAT LANGUAGE WAS THE MISTAKE MADE?	X	C	Python
PROBLEM:			
The program will run, but will not show the value stored in the variable.			
CONNECTIONS TO OTHER ANTIPATTERNS:			
<ul style="list-style-type: none"> - C_OF1 – Improper use of "&" in front of variable in "printf" - C_OF2 – Wrong spelling of "printf" command - C_OF3 – Missing quotation mark in output function - C_OF5 – Parameter identifying incorrect or non-existent output data type - C_OF6 – Missing comma to separate parameters in data output function 			
EVENTS			
Note: In the code snippets presented below, only the antipattern question of this table was analyzed. If other errors exist, these errors have been handled in other antipatterns.			
EVENT 1			
Student Id: 3139		Total of submissions of the exercise: 7	
The exercise that was being solved: Exercise 1.1			
Error		Fixed Error	
<pre>7 printf("&d", a);</pre>		<pre>7 printf("10", a);</pre> <p style="text-align: center;">Final:</p> <pre>7 printf("%d", a);</pre>	
Occurred in submission: 2		Fixed on submission: 5	
Observation:		Observation:	
EVENT 2			
Student Id: 2257		Total of submissions of the exercise: 2	
The exercise that was being solved: Exercise 1.2			
Error		Fixed Error	
<pre>8 printf("&d", numero*numero);</pre>		<pre>8 printf("%d", numero*numero);</pre>	
Occurred in submission: 1		Fixed on submission: 2	
Observation:		Observation:	
EVENT 3			
Student Id: 2950		Total of submissions of the exercise: 8	
The exercise that was being solved:			

Exercise 1.2	
Error	Fixed Error
5 <code>printf("&d", n*n);</code>	5 <code>printf("%d", n*n);</code>
Occurred in submission: 1 Observation:	Fixed on submission: 8 Observation:
EVENT 4	
Student Id:	Total of submissions of the exercise:
The exercise that was being solved:	
Error	Fixed Error
Occurred in submission: Observation:	Fixed on submission: Observation:
A SUGGESTED SOLUTION FOR PROFESSORS	
Explanation using blackboard and projector – reinforce the concept using Kahoot.	
FOR STUDENTS	
Solve exercises, add code errors, and ask classmate to find them.	



ANTIPATTERN GENERAL DATA			
ID	TITLE		
C_OF7	Result not presented to the user		
EXAMPLE:			
<pre> 7 8 9 10 11 </pre>	<pre> while(soma <= num) { soma += soma++; } return 0; </pre>		
ERROR TYPE:	Syntax	X	Semantics
CONTENT:	- General - Data Output Function		

IN WHAT LANGUAGE WAS THE MISTAKE MADE?		X	C	Python
PROBLEM: The program will run, but the result will not be presented to the user.				
CONNECTIONS TO OTHER ANTIPATTERNS:				
EVENTS				
Note: In the code snippets presented below, only the antipattern question of this table was analyzed. If other errors exist, these errors have been handled in other antipatterns.				
EVENT 1				
Student Id: 2243		Total of submissions of the exercise:		11
The exercise that was being solved: Exercise 3.3				
Error		Fixed Error		
<pre> 7 while(soma <= num) 8 { 9 soma += soma++; 10 } 11 return 0; 12 }</pre>		<pre> 7 while(soma <= num) 8 { 9 soma += soma++; 10 } 11 printf("%d", soma);</pre>		
Occurred in submission: 2 Observation:		Fixed on submission: 11 Observation:		
EVENT 2				
Student Id: 1963		Total of submissions of the exercise:		12
The exercise that was being solved: Exercise 4.1				
Error		Fixed Error		
<pre> 3 int main (void) { 4 int n1, n2; 5 scanf("%d %d", &n1, &n2); 6 soma(n1, n2); 7 media(n1, n2); 8 }</pre>		<pre> 3 int main (void) { 4 int n1, n2; 5 scanf("%d %d", &n1, &n2); 6 printf("%d", soma(n1, n2)); 7 printf("%f", media(n1, n2)); 8 }</pre>		
Occurred in submission: 1 Observation:		Fixed on submission: 2 Observation:		
EVENT 3				
Student Id: 1781		Total of submissions of the exercise:		6
The exercise that was being solved: Exercise 7.2				
Error		Fixed Error		


```

25 float media (int a, int b)
26 {
27     return (a+b)/2;
28 }
    
```

ERROR TYPE:	Syntax	X	Semantics	Style
--------------------	--------	---	-----------	-------

CONTENT:
 - Variable: Type Conversion
 - Arithmetic Expression

IN WHAT LANGUAGE WAS THE MISTAKE MADE?	X	C	Python
---	---	---	--------

PROBLEM:
 In a division of integer values, although the result may be of the real type, the C language stores as an integer unless the data type is converted to float.

CONNECTIONS TO OTHER ANTIPATTERNS:

EVENTS

Note: In the code snippets presented below, only the antipattern question of this table was analyzed. If other errors exist, these errors have been handled in other antipatterns.

EVENT 1

Student Id: 1858	Total of submissions of the exercise:	10
-------------------------	--	----

The exercise that was being solved:
 Exercise 4.1

Error	Fixed Error
<pre> 25 float media (int a, int b) 26 { 27 return (a+b)/2; 28 } </pre>	<p style="text-align: center;">Attempt 1:</p> <pre> 25 float media (int a, int b) 26 { 27 float m; 28 m = (a + b)/2; 29 return m; 30 } </pre> <p style="text-align: center;">Attempt 2:</p> <pre> 39 itn media (int a, int b) 40 { 41 return (a + b)/2.0; 42 } </pre> <p style="text-align: center;">Final:</p> <pre> 39 float media (int a, int b) 40 { 41 return (a + b)/2.0; 42 } </pre>
<p>Occurred in submission: 1 Observation:</p>	<p>Fixed on submission: 8 Observation:</p>

EVENT 2

Student Id: 4930	Total of submissions of the exercise:	9
-------------------------	--	---

The exercise that was being solved:
 Exercise 4.1

<p style="text-align: center;">Error</p> <pre>20 res = (a+b/2);</pre> <p>Occurred in submission: 3 Observation: The result generated by the operation on line 20 will be a value of type "int." For the division to generate a "float" result, the divisor should be "2.0" or "(float)" should precede "(a + b)" to cast the operand (misuse of parentheses is another error dealt with in another table).</p>	<p style="text-align: center;">Fixed Error</p> <p style="text-align: center;">?</p> <p>Fixed on submission: Observation: The error has not been fixed.</p>
EVENT 3	
Student Id: 2061	Total of submissions of the exercise: 6
The exercise that was being solved: Exercise 4.1	
<p style="text-align: center;">Error</p> <pre>8 float M; 9 M=(a+b)/2;</pre> <p>Occurred in submission: 3 Observation: This division generates a result of type "int" instead of "float."</p>	<p style="text-align: center;">Fixed Error</p> <pre>8 float M; 9 M=(a+b)/2.0;</pre> <p>Fixed on submission: 6 Observation:</p>
EVENT 4	
Student Id: 3139	Total of submissions of the exercise: 6
The exercise that was being solved: Exercise 7.1	
<p style="text-align: center;">Error</p> <pre>5 int n, soma = 0; 6 scanf("%d", &n); 7 while (n >= 1){ 8 soma = soma + 1/n; 9 n--; 10 } 11 12 printf("%d", soma);</pre> <p>Occurred in submission: 3 Observation: Line 8 shows variables "sum" and "n" being declared as "int," however, the result stored in sum should be of type "float." Apart from making a mistake in the declaration, merely doing this division would not generate a float value in the variable "soma."</p>	<p style="text-align: center;">Fixed Error</p> <pre>5 float n = 0.0, soma = 0.0; 6 scanf("%f", &n); 7 for (float i = 1.0; i <= n; i++){ 8 soma = soma + 1.0/i; 9 } 10 11 printf("%f", soma);</pre> <p>Fixed on submission: 6 Observation: The student solved the problem by declaring all variables as "float."</p>

A SUGGESTED SOLUTION	
FOR PROFESSORS	
Programming in front of the students, making the error appear – reinforce by asking students to develop new codes.	
FOR STUDENTS	
Study one or more antipatterns, introduce to classmate and reinforce with exercise.	



ANTIPATTERN GENERAL DATA				
ID	TITLE			
C_AE2	Wrong arithmetic formula			
EXAMPLE:				
<pre> 18 □ double media(int a, int b){ 19 return (a+b/2); 20 } </pre>				
ERROR TYPE:	Syntax	X	Semantics	Style
CONTENT:	- Arithmetic Expression			
IN WHAT LANGUAGE WAS THE MISTAKE MADE?	X	C	Python	
PROBLEM:				
Respecting the order of the operations is critical to generate a correct result. As written, the calculus will not be done in the desired order, i.e., first the sum and then the division.				
CONNECTIONS TO OTHER ANTIPATTERNS:				
- C_AE1 – Float result type in integer division				
EVENTS				
Note: In the code snippets presented below, only the antipattern question of this table was analyzed. If other errors exist, these errors have been handled in other antipatterns.				
EVENT 1				
Student Id: 4770	Total of submissions of the exercise:			13
The exercise that was being solved: Exercise 4.1				
Error		Fixed Error		
<pre> 18 □ double media(int a, int b){ 19 return (a+b/2); 20 } </pre>		<pre> 6 □ float media(int a, int b){ 7 return((a+b)/2.0) 8 } </pre>		

<p>Occurred in submission: 1 Observation: To calculate the average, the sum should be in parentheses; otherwise, the division will be done first.</p>	<p>Fixed on submission: 12 Observation:</p>
EVENT 2	
<p>Student Id: 4930 Total of submissions of the exercise: 9</p> <p>The exercise that was being solved: Exercise 4.1</p>	
<p style="text-align: center;">Error</p> <pre>20 res = (a+b/2);</pre> <p>Occurred in submission: 3 Observation:</p>	<p style="text-align: center;">Fixed Error</p> <pre>21 res = (a+b)/2;</pre> <p>Fixed on submission: 5 Observation:</p>
EVENT 3	
<p>Student Id: 2243 Total of submissions of the exercise: 5</p> <p>The exercise that was being solved: Exercise 4.1</p>	
<p style="text-align: center;">Error</p> <pre>10 return a+b/2.0;</pre> <p>Occurred in submission: 2 Observation:</p>	<p style="text-align: center;">Fixed Error</p> <pre>10 return (a+b)/2.0;</pre> <p>Fixed on submission: 3 Observation:</p>
EVENT 4	
<p>Student Id: 1781 Total of submissions of the exercise: 6</p> <p>The exercise that was being solved: Exercise 7.2</p>	
<p style="text-align: center;">Error</p> <pre>4 int x,n,y; 5 y=0; 6 scanf("%d%d",&x,&n); 7 while(n>0) 8 { 9 y=x*x; 10 n--; 11 }</pre> <p>Occurred in submission: 1 Observation: The goal was to do x^n, so “y” would accumulate the results of the multiplications, but this is not happening.</p>	<p style="text-align: center;">Fixed Error</p> <pre>4 int x; 5 float n,y; 6 y=1; 7 scanf("%d%f",&x,&n); 8 while(x>0) 9 { 10 y=y*n; 11 x--; 12 }</pre> <p>Fixed on submission: 6 Observation:</p>
A SUGGESTED SOLUTION	
FOR PROFESSORS	
<p>Programming in front of the students, making the error appear – reinforce by asking students to develop new codes.</p>	
FOR STUDENTS	

Study one or more antipatterns, introduce to classmate and reinforce with exercise.



ANTIPATTERN GENERAL DATA

ID	TITLE
C_AE3	Calculation performed before having values in the used variables

EXAMPLE:

```

3 | int a,b,c,d;
4 | d = a+b+c;
5 | scanf("%d%d%d",&a,&b,&c);
    
```

ERROR TYPE:	Syntax	X	Semantics	Style
--------------------	--------	---	-----------	-------

CONTENT:

- General: Execution Order
- Variable
- Data input function
- Arithmetic Expression

IN WHAT LANGUAGE WAS THE MISTAKE MADE?	X	C	Python
---	---	---	--------

PROBLEM:
The sum was performed (line 4) before the values were typed by the user (line 5).

CONNECTIONS TO OTHER ANTIPATTERNS:

EVENTS

Note: In the code snippets presented below, only the antipattern question of this table was analyzed. If other errors exist, these errors have been handled in other antipatterns.

EVENT 1		
Student Id: 1781	Total of submissions of the exercise:	5

The exercise that was being solved:
Exercise 3.1

Error	Fixed Error
<pre style="margin-left: 40px;"> 4 d = a+b+c; 5 scanf("%d%d%d",&a,&b,&c); </pre>	<pre style="margin-left: 40px;"> 4 scanf("%d%d%d",&a,&b,&c); 5 if(a+b+c == 180){ </pre>
<p>Occurred in submission: 1</p> <p>Observation: Lines 4 and 5 should be</p>	<p>Fixed on submission: 2</p> <p>Observation:</p>

reversed.	
EVENT 2	
Student Id: 5098	Total of submissions of the exercise: 12
The exercise that was being solved: Exercise 3.1	
Error	Fixed Error
<pre> 3 int a,b,c,soma; 4 soma=a+b+c; 5 scanf("%d %d %d", &a, &b, &c); </pre>	<pre> 3 int a,b,c,soma; 4 scanf("%d %d %d", &a, &b, &c); 5 soma = a+b+c; </pre>
Occurred in submission: 5	Fixed on submission: 12
Observation:	Observation:
EVENT 3	
Student Id: 5226	Total of submissions of the exercise: 11
The exercise that was being solved: Exercise 3.3	
Error	Fixed Error
<pre> 1 int main(){ 2 int n, cont,x; 3 cont =0; 4 printf(""); 5 scanf("%d", n); 6 while(n > cont) { 7 8 cont = cont +1 ; 9 x = x + cont; 10 11 } 12 printf("%d", x); 13 return 0 ; 14 } </pre>	<pre> 1 int main(){ 2 int n, contador,total; 3 printf(""); 4 scanf("%d", n); 5 while(contador = 0, total = 0; n > total; contador += 1){ 6 total += contador; 7 } 8 printf("%d", total); 9 return 0 ; 10 } </pre>
Occurred in submission: 7	Fixed on submission: 8
Observation: The sum operation on line 9 used the variable "x," but without assigning value to it.	Observation: Operation deleted on the next submission, but other errors arose. These new errors will be addressed in other tables.
EVENT 4	
Student Id: 1963	Total of submissions of the exercise: 4
The exercise that was being solved: Exercise 7.2	
Error	Fixed Error
<pre> 3 int main (void) { 4 int n, i; 5 float x, res = 1; 6 scanf("%d", n); 7 8 for(i=1;i<n;i++) 9 res = res * x; </pre>	<pre> 3 int main (void) { 4 int n, i; 5 float x, res = 1; 6 scanf("%d", &n); 7 scanf("%f", &x); 8 9 for (i=1;i<n;i++) 10 res = res * x; </pre>
Occurred in submission: 1	Fixed on submission: 2

Observation: The multiplication operation on line 9 uses variable “x,” but without assigning value to it.

Observation: “Scanf” has been added to initialize the variable “x” used in line 7.

A SUGGESTED SOLUTION FOR PROFESSORS	
Groups working with step-by-step execution to understand errors – reinforce with exercises.	
FOR STUDENTS	
Introduce the error into a code and understand the consequences it generates.	



ANTIPATTERN GENERAL DATA			
ID	TITLE		
C_RE5	Comparison performed before having values in the used variables		
EXAMPLE:			
<pre> 3 int a,b; 4 if(a<b){ </pre>			
ERROR TYPE:			
	Syntax	X	Semantics
CONTENT:			
- Variable - Relational Expression			
IN WHAT LANGUAGE WAS THE MISTAKE MADE?			
	X	C	Python
PROBLEM:			
The comparison will be made with so-called “memory junk”, unknown and uncontrolled values.			
CONNECTIONS TO OTHER ANTIPATTERNS:			
EVENTS			
Note: In the code snippets presented below, only the antipattern question of this table was analyzed. If other errors exist, these errors have been handled in other antipatterns.			
EVENT 1			
Student Id: 1781	Total of submissions of the exercise:		5
The exercise that was being solved:			
Exercise 2.2			
Error		Fixed Error	

<pre> 3 int a,b; 4 if(a<b){ </pre>	<pre> 3 int a,b; 4 scanf ("%d,%d",&a,&b); 5 if(a<b){ </pre>
<p>Occurred in submission: 2 Observation: In line 3 the variables “a” and “b” are declared without value assignment and in the next line, they are already compared.</p>	<p>Fixed on submission: 3 Observation:</p>
EVENT 2	
<p>Student Id: 2243</p>	<p>Total of submissions of the exercise: 3</p>
<p>The exercise that was being solved: Exercise 3.2</p>	
<p>Error</p> <pre> 5 int n1, n2, n3; 6 if(n1*n1 == n2*n2 + n3*n3) printf("1"); </pre>	<p>Fixed Error</p> <pre> 5 int n1, n2, n3; 6 scanf("%d%d%d", &n1, &n2, &n3); 7 if(n1*n1 == n2*n2 + n3*n3) printf("1"); </pre>
<p>Occurred in submission: 1 Observation:</p>	<p>Fixed on submission: 2 Observation:</p>
EVENT 3	
<p>Student Id: 1830</p>	<p>Total of submissions of the exercise: 6</p>
<p>The exercise that was being solved: Exercise 3.1</p>	
<p>Error</p> <pre> 3 int n; 4 float soma=0.0; 5 while(n>0){ </pre>	<p>Fixed Error</p> <pre> 3 int n; 4 float soma=0.0; 5 scanf("%d", &n); 6 while(n>0){ </pre>
<p>Occurred in submission: 3 Observation:</p>	<p>Fixed on submission: 6 Observation:</p>
EVENT 4	
<p>Student Id:</p>	<p>Total of submissions of the exercise:</p>
<p>The exercise that was being solved:</p>	
<p>Error</p>	<p>Fixed Error</p>
<p>Occurred in submission: Observation:</p>	<p>Fixed on submission: Observation:</p>
A SUGGESTED SOLUTION	
FOR PROFESSORS	
Groups working with step-by-step execution to understand errors – reinforce with exercises.	
FOR STUDENTS	
Introduce the error into a code and understand the consequences it generates.	



ANTIPATTERN GENERAL DATA			
ID	TITLE		
C_SS1	Incorrect use of "{" and "}" opening or closing "if" or "else"		
EXAMPLE:			
<pre> 7 if (a =< b){ 8 printf("%d", b);{ 9 else { 10 printf("%d", b); 11 } </pre>			
ERROR TYPE:	X	Syntax	Semantics Style
CONTENT:	- Selection Structure: If..else		
IN WHAT LANGUAGE WAS THE MISTAKE MADE?	X	C	Python
PROBLEM:			
<p>Braces should be used when there is more than one command inside "if" and/or inside "else". The braces are opened just after the parentheses where the conditional expression is and are closed immediately before the "else" or where the conditional statements end. If there is more than one command to be executed by "else", the opening brace is placed immediately after "else" and closed after the completion of the commands that make up this structure.</p>			
CONNECTIONS TO OTHER ANTIPATTERNS:			
EVENTS			
<p>Note: In the code snippets presented below, only the antipattern question of this table was analyzed. If other errors exist, these errors have been handled in other antipatterns.</p>			
EVENT 1			
Student Id: 2558	Total of submissions of the exercise:		3
The exercise that was being solved: Exercise 2.1			
<p style="text-align: center;">Error</p> <pre> 7 if (a =< b){ 8 printf("%d", b);{ 9 else { 10 printf("%d", b); 11 } </pre>		<p style="text-align: center;">Fixed Error</p> <pre> 7 if (a <= b){ 8 printf("%d", b);} 9 else { 10 printf("%d", b); 11 } </pre>	

Occurred in submission: 1 Observation:	Fixed on submission: 2 Observation:
EVENT 2	
Student Id: 3167	Total of submissions of the exercise: 2
The exercise that was being solved: Exercise 2.1	
Error	Fixed Error
<pre> 2 int main(){ 3 int b, a; 4 scanf("%d %d",&b, &a); 5 if(b>a){printf("%d",b);} 6 else {printf("%d",a);} </pre>	<pre> 2 int main(){ 3 int b, a; 4 scanf("%d %d",&b, &a); 5 if(b>a){printf("%d",b);} 6 else {printf("%d",a);} </pre>
Occurred in submission: 1 Observation:	Fixed on submission: 2 Observation:
EVENT 3	
Student Id: 1830	Total of submissions of the exercise: 5
The exercise that was being solved: Exercise 2.2	
Error	Fixed Error
<pre> 5 if(a<b){ 6 res==1; 7 else{ 8 res==0; 9 } 10 } </pre>	<pre> 5 if(a<b){ 6 res==1; 7 } 8 else{ 9 res==0; 10 } </pre>
Occurred in submission: 3 Observation:	Fixed on submission: 4 Observation:
EVENT 4	
Student Id:	Total of submissions of the exercise:
The exercise that was being solved:	
Error	Fixed Error
Occurred in submission: Observation:	Fixed on submission: Observation:
A SUGGESTED SOLUTION	
FOR PROFESSORS	
Programming in front of the students, making the error appear – reinforce by asking students to develop new codes.	
FOR STUDENTS	
Study one or more antipatterns, introduce to classmate and reinforce with exercise.	



ANTIPATTERN GENERAL DATA						
ID	TITLE					
C_SS4	Improper “;” after “if” condition and/or after “else”					
EXAMPLE:						
<pre> 9 if num1 > num2; ← 10 printf("%d", num1); </pre>						
ERROR TYPE:		X	Syntax	X	Semantics	Style
CONTENT:		- General - Selection Structure				
IN WHAT LANGUAGE WAS THE MISTAKE MADE?			X	C	Python	
PROBLEM:						
The semicolon right after the selection condition will cause it to end exactly at that point, and commands that should only be executed if the condition were true will execute regardless of the response. The same goes for "else". However, if a semicolon is placed after the "if" condition and it has an "else" associated with it, a compilation error occurs, meaning that the code will not be executed.						
CONNECTIONS TO OTHER ANTIPATTERNS:						
- C_G2 – Missing “;” at end of line						
EVENTS						
Note: In the code snippets presented below, only the antipattern question of this table was analyzed. If other errors exist, these errors have been handled in other antipatterns.						
EVENT 1						
Student Id: 5098		Total of submissions of the exercise:			20	
The exercise that was being solved:						
Exercise 2.1						
Error <pre> 9 if num1 > num2; 10 printf("%d", num1); 11 12 if num2 >= num1; 13 printf("%d", num2); </pre>			Fixed Error <pre> 7 if (num1>=num2){ 8 printf("%d", num1); 9 } 10 else{ 11 printf("%d", num2); 12 } </pre>			
Occurred in submission: 1 Observation:			Fixed on submission: 19 Observation:			

EVENT 2	
Student Id: 5730	Total of submissions of the exercise: 11
The exercise that was being solved: Exercise 2.1	
Error <pre> 5 if n1>n2; 6 printf("n1",n1); 7 else; 8 printf("n2",n2); </pre>	Fixed Error <pre> 5 if (n1>n2) 6 printf("%d",n1); 7 else 8 printf("%d",n2); </pre>
Occurred in submission: 1 Observation:	Fixed on submission: 8 Observation:
EVENT 3	
Student Id: 2901	Total of submissions of the exercise: 10
The exercise that was being solved: Exercise 3.1	
Error <pre> 17 if(soma>180) 18 printf("NAO %d", soma) 19 else if(soma == 180) 20 printf("Sim %d %d %d", 21 else if("soma<180"); 22 printf("NAO %d", soma) </pre>	Fixed Error <pre> 17 if(soma>180) 18 printf("NAO %d", soma); 19 else{ 20 if (soma==180) 21 printf("Sim %d %d %d", a,b,c); 22 else 23 printf("NAO %d", soma); 24 25 } </pre>
Occurred in submission: 3 Observation: The "if" of line 21 has a semicolon at the end of the parentheses of the condition, causing the structure to be improperly terminated at that point.	Fixed on submission: 9 Observation: Because it is unnecessary, the "if" with the semicolon was eliminated in the penultimate submission.
EVENT 4	
Student Id:	Total of submissions of the exercise:
The exercise that was being solved:	
Error	Fixed Error
Occurred in submission: Observation:	Fixed on submission: Observation:
A SUGGESTED SOLUTION	
FOR PROFESSORS	
Explanation using blackboard and projector – reinforce the concept using Kahoot.	
FOR STUDENTS	
Introduce the error into a code and understand the consequences it generates.	



ANTIPATTERN GENERAL DATA			
ID	TITLE		
C_RS3	Result printed in wrong place		
EXAMPLE:			
<pre> 14 while (soma < total){ 15 16 17 soma = soma + i; 18 19 i = i + 1; 20 printf ("%d", soma); 21 22 } 23 24 printf ("%d", soma); </pre>			
ERROR TYPE:	Syntax	X	Semantics
CONTENT:	- Data Output Function - Repetition Structure: while		
IN WHAT LANGUAGE WAS THE MISTAKE MADE?	X	C	Python
PROBLEM:			
In some cases, it may occur that the result is displayed inside the repetition. However, in this case, it is wrong because it is an intermediate result and, being inside the repetition, all of such intermediate results will be shown".			
CONNECTIONS TO OTHER ANTIPATTERNS:			
- C_OF7 – Result not presented to the user			
EVENTS			
Note: In the code snippets presented below, only the antipattern question of this table was analyzed. If other errors exist, these errors have been handled in other antipatterns.			
EVENT 1			
Student Id: 5906	Total of submissions of the exercise:		3
The exercise that was being solved:			
Exercise 3.3			
Error		Fixed Error	

<pre> 14 while (soma < total){ 15 16 17 soma = soma + i; 18 19 i = i + 1; 20 printf ("%d", soma); 21 22 } 23 24 printf ("%d", soma); </pre> <p>Occurred in submission: 1 Observation: The "printf" that is inside the loop will make the intermediate result to be printed out every repetition, even though it is not the final result.</p>	<pre> 14 while (soma <= total) { 15 16 17 soma = soma + i; 18 19 i = i + 1; 20 21 } 22 23 24 printf ("%d", soma - i + : </pre> <p>Fixed on submission: 2 Observation: The "printf" has been deleted from the loop (line 20), thus correcting the error.</p>
EVENT 2	
<p>Student Id: 5730 Total of submissions of the exercise: 59</p>	
<p>The exercise that was being solved: Exercise 3.3</p>	
<p style="text-align: center;">Error</p> <pre> 7 while i<=n { 8 soma=i+1 9 i=i+1 10 printf("%d", soma); 11 } </pre> <p>Occurred in submission: 1 Observation: With "printf" on line 10, the result was printed on each repetition rather than presented only at the end.</p>	<p style="text-align: center;">Fixed Error</p> <pre> 11 while (soma<=n) { 12 soma=soma+1; 13 i=i+1; 14 } 15 printf("%d\n", soma); </pre> <p>Fixed on submission: 10 Observation: The "printf" was taken from inside the loop and placed outside in line 15.</p>
EVENT 3	
<p>Student Id: 5242 Total of submissions of the exercise: 62</p>	
<p>The exercise that was being solved: Exercise 3.3</p>	
<p style="text-align: center;">Error</p> <pre> 9 while (soma <= num){ 10 soma = num + 1 ; 11 print (soma) 12 } </pre> <p>Occurred in submission: 8 Observation:</p>	<p style="text-align: center;">Fixed Error</p> <p style="text-align: center; font-size: 2em;">?</p> <p>Fixed on submission: Observation:</p>
EVENT 4	
<p>Student Id: 1830 Total of submissions of the exercise: 12</p>	
<p>The exercise that was being solved: Exercise 4.7</p>	

A SUGGESTED SOLUTION	
FOR PROFESSORS	
Apply the bench test (table test) in code samples with and without the error, compare the results – reinforce by asking the students to solve some exercises.	
FOR STUDENTS	
Solve exercises, add code errors, and ask classmate to find them.	

Error

```

3 | int n, i=0, soma=0, numero;
4 | scanf("%d", &n);
5 | while(i<n){
6 |     while(numero!=0){
7 |         if(numero%2!=0){
8 |             soma=soma+numero;
9 |         }
10 |     }
11 |     i++;
12 | }
13 | printf("%d", soma);
    
```

Occurred in submission: 3
Observation: The exercise asks to show the sum of all odd numbers of each of the n subsequences, i.e., "printf" should be right after the internal repeating structure closes.

Fixed Error


```



6 | while(i<n){
7 |     while(numero!=0){
8 |         if(numero%2!=0){
9 |             soma=soma+numero;
10 |         }
11 |         scanf("%d", &numero);
12 |     }printf("%d", soma);
13 |     i++;
14 | }
    
```

Fixed on submission: 6
Observation:



ANTIPATTERN GENERAL DATA			
ID	TITLE		
C_F1	Missing "return"		
EXAMPLE:			
<pre> 1 int main (){ 2 int a; 3 scanf("%d", a); 4 printf("%d", a); 5 } </pre>			
ERROR TYPE:	Syntax	X	Semantics
			Style

CONTENT:		- Function	
IN WHAT LANGUAGE WAS THE MISTAKE MADE?		X	C
			Python
PROBLEM:			
The lack of return may go unnoticed when the value is not needed in the program, as is often the case with return in the main function. However, the functions developed serve to process something and when programmed to return the value, the result is necessary for the continuity of the program, and a lack of return, in this case, will cause the results to fail. For this reason, a typed function must have a return on completion.			
CONNECTIONS TO OTHER ANTIPATTERNS:			
- C_F2 – Missing “{“ and / or “}” in function - C_F9 – Incorrect declaration of function parameters - C_F10 – “return” x “printf”			
EVENTS			
Note: In the code snippets presented below, only the antipattern question of this table was analyzed. If other errors exist, these errors have been handled in other antipatterns.			
EVENT 1			
Student Id: 2670		Total of submissions of the exercise: 4	
The exercise that was being solved: Exercise 1.1			
Error		Fixed Error	
<pre> 1 int main (){ 2 int a; 3 scanf("%d", a); 4 printf("%d", a); 5 }</pre>		<pre> 1 int main (){ 2 int a; 3 scanf("%d", &a); 4 printf("%d", a); 5 return 0; 6 }</pre>	
Occurred in submission: 1		Fixed on submission: 2	
Observation:		Observation:	
EVENT 2			
Student Id: 2950		Total of submissions of the exercise: 2	
The exercise that was being solved: Exercise 1.1			
Error		Fixed Error	
<pre> 2 int main(){ 3 int n; 4 scanf(%d, &n); 5 printf(%d, n); 6 }</pre>			
Occurred in submission: 1		Fixed on submission:	
Observation:		Observation: The error has not been fixed.	
EVENT 3			
Student Id: 5226		Total of submissions of the exercise: 2	
The exercise that was being solved: Exercise 1.1			

Error	Fixed Error
<pre> 2 int main(void){ 3 int a; 4 scanf("%d",&a); 5 printf("%d\n",a); 6 }</pre>	
<p>Occurred in submission: 1 Observation:</p>	<p>Fixed on submission: Observation: The error has not been fixed.</p>
EVENT 4	
<p>Student Id: 5554</p>	<p>Total of submissions of the exercise: 5</p>
<p>The exercise that was being solved: Exercise 4.2</p>	
Error	Fixed Error
<pre> 15 int fat (int n) 16 { 17 int ft = 1; int i=1; 18 19 if (n<0){ 20 printf (" -1 \n"); 21 } 22 else { 23 while (i < n) { 24 i = i + 1; 25 ft = ft * i; 26 } 27 28 return (ft); 29 } 30 ; ; ; }</pre>	
<p>Occurred in submission: 3 Observation: The "fat" function does not return any value if the value of "n" received by the parameter is less than "0". The student did not realize that in this case, the function of type "int" is without "return".</p>	<p>Fixed on submission: Observation: The error has not been fixed.</p>
A SUGGESTED SOLUTION	
FOR PROFESSORS	
<p>Programming in front of the students, making the error appear – reinforce by asking students to develop new codes.</p>	
FOR STUDENTS	
<p>Study one or more antipatterns, introduce to classmate and reinforce with exercise.</p>	



ANTIPATTERN GENERAL DATA				
ID	TITLE			
C_F2	Missing “{“ and / or “}” in function			
EXAMPLE:				
<pre> 1 #include <stdio.h> 2 int main() 3 int n; 4 scanf("%d",&n); 5 printf("%d",n); </pre>				
ERROR TYPE:	X	Syntax	Semantics	Style
CONTENT:	- Function			
IN WHAT LANGUAGE WAS THE MISTAKE MADE?	X	C	Python	
PROBLEM:				
Opening and closing curly braces are mandatory in function declaration; their absence causes a compilation error.				
CONNECTIONS TO OTHER ANTIPATTERNS:				
<ul style="list-style-type: none"> - C_F1 – Missing “return” - C_F9 – Incorrect declaration of function parameters - C_F10 – “return” x “printf” 				
EVENTS				
Note: In the code snippets presented below, only the antipattern question of this table was analyzed. If other errors exist, these errors have been handled in other antipatterns.				
EVENT 1				
Student Id: 5730	Total of submissions of the exercise:			2
The exercise that was being solved:				
Exercise 1.1				
Error		Fixed Error		
<pre> 1 #include <stdio.h> 2 int main() 3 int n; 4 scanf("%d",&n); 5 printf("%d",n); </pre>		<pre> 1 #include <stdio.h> 2 int main(){ 3 int n; 4 scanf("%d",&n); 5 printf("%d",n); 6 } </pre>		

<p>Occurred in submission: 1 Observation:</p>	<p>Fixed on submission: 2 Observation:</p>
EVENT 2	
<p>Student Id: 3167 Total of submissions of the exercise: 8</p>	
<p>The exercise that was being solved: Exercise 1.1</p>	
<p style="text-align: center;">Error</p> <pre> 1 #include int main () { 2 int b = a; 3 sacnf("%d", b); 4 printf("%d\n", n); </pre> <p>Occurred in submission: 1 Observation:</p>	<p style="text-align: center;">Fixed Error</p> <pre> 1 #include int main () { 2 int b = 0; 3 sacanf("%d", b); 4 printf("%d\n", b);} </pre> <p>Fixed on submission: 2 Observation: Although many other errors persist, it was in the 2nd submission that the student noticed the lack of the closing brace.</p>
EVENT 3	
<p>Student Id: 2950 Total of submissions of the exercise: 5</p>	
<p>The exercise that was being solved: Exercise 3.1</p>	
<p style="text-align: center;">Error</p> <pre> 1 #include <stdio.h> 2 int main(void){ 3 int a, b, c; 4 scanf("%d %d %d", &a, &b, &c); 5 if(a+b+c==180) 6 printf("Sim %d %d %d", a, b,c); 7 else 8 printf("NAO"); </pre> <p>Occurred in submission: 1 Observation:</p>	<p style="text-align: center;">Fixed Error</p> <pre> 1 #include <stdio.h> 2 int main(void){ 3 int a, b, c, soma; 4 scanf("%d %d %d", &a, &b, &c); 5 soma = a+b+c; 6 if(soma==180) 7 printf("Sim %d %d %d", a, b,c); 8 if(soma!=180) 9 printf("NAO %d", soma); 10 } </pre> <p>Fixed on submission: 5 Observation: The student insisted on changing the selection structure from the 2nd to the 4th submission and only in the 5th submission could he compile the code by closing the function. Even the selection structure of the first submission was better designed by using the "else".</p>
EVENT 4	
<p>Student Id: 2243 Total of submissions of the exercise: 2</p>	
<p>The exercise that was being solved: Exercise 2.2</p>	
Error	Fixed Error

<pre> 3 int main(void) 4 { 5 int a, b; 6 scanf ("%d%d", &a, &b); 7 if (a<b) printf("1"); 8 else printf("0"); 9 return 0; </pre>	<pre> 3 int main(void) 4 { 5 int a, b; 6 scanf ("%d%d", &a, &b); 7 if (a<b) printf("1"); 8 else printf("0"); 9 return 0; 10 } </pre>
Occurred in submission: 1	Fixed on submission: 2
Observation:	Observation:
A SUGGESTED SOLUTION	
FOR PROFESSORS	
Explanation using blackboard and projector – reinforce the concept using Kahoot.	
FOR STUDENTS	
Solve exercises, add code errors, and ask classmate to find them.	



ANTIPATTERN GENERAL DATA			
ID	TITLE		
C_F6	Incorrect call of a typed function		
EXAMPLE:			
<pre> 20 int soma (int a, int b) 21 { 22 return (a+b); 23 } ... 30 int main (void) 31 { ... 33 soma (a, b); </pre>			
ERROR TYPE:	Syntax	X	Semantics
CONTENT:	- Function		
IN WHAT LANGUAGE WAS THE MISTAKE MADE?	X	C	Python
PROBLEM:			
When calling a typed function, it is necessary for the caller to be prepared to receive the returned			




value.	
CONNECTIONS TO OTHER ANTIPATTERNS:	
EVENTS	
<p>Note: In the code snippets presented below, only the antipattern question of this table was analyzed. If other errors exist, these errors have been handled in other antipatterns.</p>	
EVENT 1	
Student Id: 1858	Total of submissions of the exercise: 10
The exercise that was being solved: Exercise 4.1	
<p style="text-align: center;">Error</p> <pre> 20 int soma (int a, int b) 21 { 22 return (a+b); 23 } 24 25 float media (int a, int b) 26 { 27 return (a+b)/2; 28 } 29 30 int main (void) 31 { 32 scanf ("%d %d", &a, &b); 33 soma (a, b); 34 printf ("%d", soma); 35 media (a, b); 36 printf ("%f", media); 37 }</pre>	<p style="text-align: center;">Fixed Error</p> <pre> 20 int soma (int a, int b) 21 { 22 return (a+b); 23 } 24 25 float media (int a, int b) 26 { 27 return (a+b)/2; 28 } 29 30 int main (void) 31 { 32 int a, b, sum, med; 33 scanf ("%d %d", &a, &b); 34 sum = soma (a, b); 35 printf ("%d", sum); 36 med = media (a, b); 37 printf ("%f", med); 38 }</pre>
<p>Occurred in submission: 1 Observation: Line 33, except the semicolon, should replace "soma" on line 34. The same for lines 35/36. Another option would be to assign the returned value to a variable.</p>	<p>Fixed on submission: 3 Observation: The error was fixed on lines 34 and 36.</p>
EVENT 2	
Student Id: 1963	Total of submissions of the exercise: 12
The exercise that was being solved: Exercise 4.1	
Error	Fixed Error

<pre> 3 int main (void) { 4 int n1, n2; 5 scanf("%d %d", &n1, &n2); 6 soma(n1, n2); 7 media(n1, n2); 8 } 9 10 int soma (int a, int b) { 11 return a+b; 12 } 13 14 int media (int a, int b) { 15 return (a+b) / 2.0; 16 } </pre>	<pre> 3 int main (void) { 4 int n1, n2; 5 scanf("%d %d", &n1, &n2); 6 printf("%d", soma(n1, n2)); 7 printf("%f", media(n1, n2)); 8 } 9 10 int soma (int a, int b) { 11 return a+b; 12 } 13 14 int media (int a, int b) { 15 return (a+b) / 2.0; 16 } </pre>
<p>Occurred in submission: 1 Observation: Incorrect call on lines 6 and 7.</p>	<p>Fixed on submission: 2 Observation: In lines 6 and 7, the function call was placed inside "printf", solving the problem.</p>
EVENT 3	
Student Id: 5906	Total of submissions of the exercise: 4
<p>The exercise that was being solved: Exercise 4.1</p>	
<p style="text-align: center;">Error</p> <pre> 1 int soma(int a, int b){ 2 return a+b; 3 } 4 5 6 float media (int a, int b){ 7 return (a + b)/2.0; 8 } 9 10 11 12 int main (void){ 13 14 int soma(int a, int b); 15 float media (int a, int b); 16 int a,b; 17 scanf ("%f %f", &a, &b); 18 printf ("%f\n", media); </pre>	<p style="text-align: center;">Fixed Error</p> <pre> 12 calc = soma(num1, num2); 13 med = media (num1, num2); </pre>
<p>Occurred in submission: 1 Observation: Lines 14 and 15 call the "soma" and "media" functions respectively, but incorrectly because the return value is not handled.</p>	<p>Fixed on submission: 3 Observation: The values returned were stored in the variables "calc" and "med".</p>
EVENT 4	
Student Id: 1781	Total of submissions of the exercise: 14
<p>The exercise that was being solved: Exercise 8.1</p>	
<p style="text-align: center;">Error</p> <pre> 24 k=determineSeOrdenado(int j,int v[i]); </pre>	<p style="text-align: center;">Fixed Error</p> <pre> 24 k=determineSeOrdenado(j, v[i]); </pre>

Occurred in submission: 1 Observation: The problem with this call is the declaration of "j" and "v". In function calls, "int" within parentheses cannot exist.	Fixed on submission: 2 Observation:
A SUGGESTED SOLUTION	
FOR PROFESSORS	
Apply the bench test (table test) in code samples with and without the error, compare the results – reinforce by asking the students to solve some exercises.	
FOR STUDENTS	
Study one or more antipatterns, introduce to classmate and reinforce with exercise.	



ANTIPATTERN GENERAL DATA			
ID	TITLE		
C_F9	Incorrect declaration of function parameters		
EXAMPLE:			
<pre>2 int soma(a, b){</pre>			
ERROR TYPE:			
	X	Syntax	Semantics
CONTENT: - Função: passando parâmetro			
IN WHAT LANGUAGE WAS THE MISTAKE MADE?			
	X	C	Python
PROBLEM:			
Parameters are variables that will receive values from where the function was called so that it can perform the proposed task. These variables need to be declared in parentheses immediately after the function name at the place of its creation. Each of these variables is given a type, placed immediately before its name and are separated from each other with commas.			
CONNECTIONS TO OTHER ANTIPATTERNS:			
<ul style="list-style-type: none"> - C_F1 – Missing “return” - C_F2 – Missing “{“ and / or “}” in function - C_F10 – “return” x “printf” 			
EVENTS			
Note: In the code snippets presented below, only the antipattern question of this table was analyzed. If other errors exist, these errors have been handled in other antipatterns.			
EVENT 1			
Student Id: 1830	Total of submissions of the exercise:		10

The exercise that was being solved: Exercise 4.1	
Error	Fixed Error
<pre> 2 int soma(a, b){ 3 int sum; 4 sum=a+b; 5 return sum; 6 } 7 int media(a, b){ 8 int med; 9 med=(a+b)/2.0; 10 return med; 11 }</pre>	
<p>Occurred in submission: 1 Observation: Lines 2 and 7 have parameters “a” and “b” incorrectly declared.</p>	<p>Fixed on submission: Observation: The error has not been fixed.</p>
EVENT 2	
Student Id: 2040	Total of submissions of the exercise: 4
The exercise that was being solved: Exercise 4.1	
Error	Fixed Error
<pre> 3 int soma(a,b) 4 { 5 int s; 6 s = a+b; 7 8 return(s); 9 10 }</pre>	
<p>Occurred in submission: 1 Observation: Line 3 has parameters “a” and “b” incorrectly declared.</p>	<p>Fixed on submission: Observation: The error has not been fixed.</p>
EVENT 3	
Student Id: 3139	Total of submissions of the exercise: 7
The exercise that was being solved: Exercise 4.1	
Error	Fixed Error
<pre> 3 float media(a,b){ 4 float media = 0; 5 media = (a+b)/2.0; 6 return media; 7 }</pre>	

Occurred in submission: 2 Observation: Line 3 has parameters “a” and “b” incorrectly declared.	Fixed on submission: Observation: The error has not been fixed.
EVENT 4	
Student Id: 2131	Total of submissions of the exercise: 4
The exercise that was being solved: Exercise 4.1	
Error	Fixed Error
<pre> 3 int soma(a,b) 4 { 5 int s; 6 s = a + b; 7 8 return s; 9 }</pre>	<pre> 3 int soma(int a, int b) 4 { 5 int s; 6 s = a + b; 7 8 return s; 9 }</pre>
Occurred in submission: 2 Observation: Line 3 has parameters “a” and “b” incorrectly declared.	Fixed on submission: 3 Observation:
A SUGGESTED SOLUTION	
FOR PROFESSORS	
Programming in front of the students, making the error appear – reinforce by asking students to develop new codes.	
FOR STUDENTS	
Study one or more antipatterns, introduce to classmate and reinforce with exercise.	




ANTIPATTERN GENERAL DATA	
ID	TITLE
C_F10	“return” x “printf”
EXAMPLE:	
<pre> 2 int main (){ ... </pre>	

```

9   resultadofatorial = fat(n);
10
11
12  return 0;
13  }
14
15  int fat (int n)
16  {
    ...
27  printf ("Resultado: %d \n", ft);
28  return (ft);
29  }

```

ERROR TYPE:	Syntax	Semantics	X	Style
CONTENT:	- Data Output Function - Function: Return value			
IN WHAT LANGUAGE WAS THE MISTAKE MADE?	X	C		Python
PROBLEM:				
When the function is set to return the calculated value, it must return it, and the responsibility for printing lies with the function that receives the return and not with the function that generated the result.				
CONNECTIONS TO OTHER ANTIPATTERNS:				
- C_F1 – Missing “return” - C_F2 – Missing “{“ and / or “}” in function - C_F9 – Incorrect declaration of function parameters				
EVENTS				
Note: In the code snippets presented below, only the antipattern question of this table was analyzed. If other errors exist, these errors have been handled in other antipatterns.				
EVENT 1				
Student Id: 5226		Total of submissions of the exercise:		5
The exercise that was being solved:				
Exercise 7.2				
Error		Fixed Error		
<pre> 20 int potencia(x,n) { 21 while (contador != n){ 22 resultado = resultado * x; 23 contador = contador + 1; 24 } 25 printf("%d", resultado); 26 return 0; 27 } </pre>				
Occurred in submission: 1		Fixed on submission:		
Observation: The function should return		Observation: The error has not been fixed.		

"result" on line 26 and the "printf" call on line 25 should be in the function where it was called.

EVENT 2

Student Id: 2950 Total of submissions of the exercise: 3

The exercise that was being solved: Exercise 2.2

Error	Fixed Error
<pre> 2 int main(){ 3 int a, b; 4 scanf("%d %d", &a, &b); 5 if(a>=b) 6 return 0; 7 if(a<b) 8 return 1; 9 }</pre>	<pre> 2 int main(){ 3 int a, b; 4 scanf("%d %d", &a, &b); 5 if(a>=b) 6 printf("0"); 7 if(a<b) 8 printf("1"); 9 }</pre>
<p>Occurred in submission: 1 Observation: The result should be printed and not returned, as was done on lines 6 and 8.</p>	<p>Fixed on submission: 2 Observation:</p>

EVENT 3

Student Id: 5098 Total of submissions of the exercise: 5

The exercise that was being solved: Exercise 2.2

Error	Fixed Error
<pre> 9 if (a>b){ 10 return 1 11 } 12 else{ 13 return 0 14 }</pre>	<pre> 7 if (a>b){ 8 printf("1"); 9 } 10 else{ 11 printf("0"); 12 }</pre>
<p>Occurred in submission: 1 Observation: The values "1" and "0" should be printed and not returned, as was done on lines 10 and 13.</p>	<p>Fixed on submission: 4 Observation:</p>

EVENT 4

Student Id: 5554 Total of submissions of the exercise: 5

The exercise that was being solved: Exercise 4.2

Error	Fixed Error

```

1 #include <stdio.h>
2 int main (){
3
4 int n, resultadofatorial;
5
6 printf ("Digite um numero inteiro: ");
7 scanf ("%d", &n);
8
9 resultadofatorial = fat(n);
10
11
12 return 0;
13 }
14
15 int fat (int n)
16 {
17 int ft = 1; int i=1;
18
19 if (n<0){
20     printf (" -1 \n");
21 }
22 else {
23     while (i < n) {
24         i = i + 1;
25         ft = ft * i;
26     }
27     printf ("Resultado: %d \n", ft);
28     return (ft);
29 }
30 }

```

Occurred in submission: 2

Observation: The "fat" function returns the result of the calculation for the "main" function which receives this value in the variable "resultadofatorial" (factorial result) (line 9), but the result is printed inside the "fat" function and not in "main", after receiving the value (line 9).

```

1 #include <stdio.h>
2 int main (){
3
4 int n, resultadofatorial;
5
6 printf ("Digite um numero inteiro: ");
7 scanf ("%d", &n);
8
9 resultadofatorial = fat(n);
10 printf ("Resultado: %d \n", resultadofatorial);
11
12 return 0;
13 }
14
15 int fat (int n)
16 {
17 int ft = 1; int i=1;
18
19 if (n<0){
20     printf (" -1 \n");
21 }
22 else {
23     while (i < n) {
24         i = i + 1;
25         ft = ft * i;
26     }
27
28     return (ft);
29 }
30 }

```

Fixed on submission: 3

Observation: Error partially corrected on the next submission because "-1" is still being printed on "fat" (line 20) instead of returning this value to be printed on "main" on line 10. If the result was "-1", "Fat" will print "-1" and "main" will print some "garbage" existing in the memory inside the variable "resultadodafatorial" (factorial result), usually the value "0".

A SUGGESTED SOLUTION FOR PROFESSORS

Apply the bench test (table test) in code samples with and without the error, compare the results – reinforce by asking the students to solve some exercises.

FOR STUDENTS




Study one or more antipatterns, introduce to classmate and reinforce with exercise.

Appendix D – Antipattern Catalog in Python

Below, we present the catalog of antipatterns found in code developed using Python as programming language.

ANTIPATTERNS CATALOG IN PYTHON

ANTIPATTERN GENERAL DATA				
ID	TITLE			
P_V2	Use of reserved word for variable name			
EXAMPLE:				
<pre>def main(): int = int(input()) print(int) main()</pre>				
ERROR TYPE:				
	X	Syntax		Semantics
CONTENT:				
- General: Identifier names				
IN WHAT LANGUAGE WAS THE MISTAKE MADE?				
		C	X	Python
PROBLEM:				
Reserved words such as "print," "int," "input," among others, cannot be used for identifiers, such as variable names.				
CONNECTIONS TO OTHER ANTIPATTERNS:				
- V1 – Use of nonexistent variable - V3 – Assignment using “==” instead of “=”				
EVENTS				
Note: In the code snippets presented below, only the antipattern question of this table was analyzed. If other errors exist, these errors have been handled in other antipatterns.				
EVENT 1				
Student Id: 3237		Total of submissions of the exercise:		2
The exercise that was being solved: Exercise 1.1				
Error		Fixed Error		
<pre>int = int(input()) print(int)</pre>		<pre>inteiro = int(input()) print(inteiro)</pre>		
Occurred in submission: 1		Fixed on submission: 2		

Observation: Used the reserved word "int" to name the variable.	Observation:
EVENT 2	
Student Id: 4730	Total of submissions of the exercise: 16
The exercise that was being solved: Exercise 1.1	
Error	Fixed Error
<pre>int = input("Digite um numero inteiro: ") print("O numero inteiro dado foi: ", int)</pre>	
Occurred in submission: 1	Fixed on submission:
Observation: Used the reserved word "int" to name the variable.	Observation: The error has not been fixed.
EVENT 3	
Student Id: 3498	Total of submissions of the exercise: 9
The exercise that was being solved: Exercise 3.3	
Error	Fixed Error
<pre>soma = int</pre>	
Occurred in submission: 1	Fixed on submission:
Observation: Instead of "int" should have a value or a variable.	Observation: The error has not been fixed.
EVENT 4	
Student Id: 2068	Total of submissions of the exercise: 3
The exercise that was being solved: Exercise 7.2	
Error	Fixed Error
<pre>pot = float</pre>	
Occurred in submission: 2	Fixed on submission:
Observation: Instead of "float" should have a value or a variable.	Observation: The error has not been fixed.
A SUGGESTED SOLUTION	
FOR PROFESSORS	

Groups working with step-by-step execution to understand errors – reinforce with exercises.
FOR STUDENTS
Study one or more antipatterns, introduce to classmate and reinforce with exercise.



ANTIPATTERN GENERAL DATA				
ID	TITLE			
P_V4	Incorrect data type conversion			
EXAMPLE:				
<pre>def main(): x = int print(x) main()</pre>				
ERROR TYPE:				
	X	Syntax		Semantics
CONTENT: - Type Conversion				
IN WHAT LANGUAGE WAS THE MISTAKE MADE?				
		C	X	Python
PROBLEM:				
The conversion syntax must be maintained for the compiler to understand, and Python type conversion is done by enclosing the type name followed by parentheses with the data to be converted. Ex.: int ("1234")				
CONNECTIONS TO OTHER ANTIPATTERNS:				
- P_V5 – Missing type conversion				
EVENTS				
Note: In the code snippets presented below, only the antipattern question of this table was analyzed. If other errors exist, these errors have been handled in other antipatterns.				
EVENT 1				
Student Id: 4762		Total of submissions of the exercise:		5
The exercise that was being solved:				
Exercise 1.1				
Error		Fixed Error		
<pre>x = int</pre>		<pre>x = int(input("digite x:"))</pre>		
Occurred in submission: 1		Fixed on submission: 5		
Observation: There are missing the		Observation:		

parentheses with the parameter of what will be converted, right after "int".	
EVENT 2	
Student Id: 5594	Total of submissions of the exercise: 6
The exercise that was being solved: Exercise 4.7	
Error	Fixed Error
<pre>num=input(int("num: "))</pre>	<pre>num=int(input())</pre>
Occurred in submission: 1 Observation: The "int" and the "input" are in reverse order.	Fixed on submission: 4 Observation:
EVENT 3	
Student Id: 4842	Total of submissions of the exercise: 4
The exercise that was being solved: Exercise 1.1	
Error	Fixed Error
<pre>n=int.input()</pre>	<pre>n=int(input())</pre>
Occurred in submission: 1 Observation: After this "int" must have parentheses.	Fixed on submission: 4 Observation:
EVENT 4	
Student Id:	Total of submissions of the exercise:
The exercise that was being solved:	
Error	Fixed Error
Occurred in submission: Observation:	Fixed on submission: Observation:
A SUGGESTED SOLUTION	
FOR PROFESSORS	
Groups working with step-by-step execution to understand errors – reinforce with exercises.	
FOR STUDENTS	
Study one or more antipatterns, introduce to classmate and reinforce with exercise.	



ANTIPATTERN GENERAL DATA				
ID	TITLE			
P_V5	Missing type conversion			
EXAMPLE:				
<pre>n=input("Digite um numero natural: ")</pre>				
ERROR TYPE:				
	Syntax	X	Semantics	Style
CONTENT: - Variable: Type Conversion				
IN WHAT LANGUAGE WAS THE MISTAKE MADE?				
	C	X	Python	
PROBLEM:				
Failure to convert, when necessary, will make the data not be in the proper format so that the program can work. This error will be noticed during program execution.				
CONNECTIONS TO OTHER ANTIPATTERNS:				
- P_V4 – Incorrect data type conversion				
EVENTS				
Note: In the code snippets presented below, only the antipattern question of this table was analyzed. If other errors exist, these errors have been handled in other antipatterns.				
EVENT 1				
Student Id: 5594		Total of submissions of the exercise:		6
The exercise that was being solved: Exercise 4.7				
Error		Fixed Error		
<pre>n=input("Digite um numero natural: ")</pre>		<pre>n=int(input())</pre>		
Occurred in submission: 1		Fixed on submission: 3		
Observation: The conversion of input data to numeric type is missing.		Observation:		
EVENT 2				
Student Id: 4730		Total of submissions of the exercise:		3
The exercise that was being solved: Exercise 1.2				
Error		Fixed Error		
<pre>num = input("Digite um numero inteiro: ")</pre>		<pre>n = input("Digite um numero inteiro: ") num = int(n)</pre>		
Occurred in submission: 1		Fixed on submission: 2		
Observation:		Observation:		
EVENT 3				
Student Id: 4762		Total of submissions of the exercise:		3
The exercise that was being solved:				

Exercise 1.2	
Error <pre>x = input("digite x:")</pre>	Fixed Error <pre>x = int(input("digite x:"))</pre>
Occurred in submission: 1 Observation:	Fixed on submission: 3 Observation:
EVENT 4	
Student Id: 4842	Total of submissions of the exercise: 3
The exercise that was being solved: Exercise 2.1	
Error <pre>n=input()</pre>	Fixed Error <pre>n=int(input())</pre>
Occurred in submission: 1 Observation:	Fixed on submission: 2 Observation:
A SUGGESTED SOLUTION FOR PROFESSORS	
Programming in front of the students, making the error appear – reinforce by asking students to develop new codes.	
FOR STUDENTS	
Study one or more antipatterns, introduce to classmate and reinforce with exercise.	



ANTIPATTERN GENERAL DATA				
ID	TITLE			
P_IF4	Missing parentheses in “input”			
EXAMPLE:				
<pre>a = input print (a)</pre>				
ERROR TYPE:				
	X	Syntax		Semantics
CONTENT:				
- Data input function - Function				
IN WHAT LANGUAGE WAS THE MISTAKE MADE?				
		C	X	Python

PROBLEM: Every function name is followed by parentheses used to put parameters, even if they do not exist. Since "input" is a function, it must be followed by parentheses.	
CONNECTIONS TO OTHER ANTIPATTERNS: - P_IF4 - Missing quotes in the input function call	
EVENTS	
Note: In the code snippets presented below, only the antipattern question of this table was analyzed. If other errors exist, these errors have been handled in other antipatterns.	
EVENT 1	
Student Id: 4746	Total of submissions of the exercise: 6
The exercise that was being solved: Exercise 1.1	
Error <pre>a = input</pre>	Fixed Error <pre>a = input ()</pre>
Occurred in submission: 1 Observation: Parentheses are missing right after "input."	Fixed on submission: 2 Observation:
EVENT 2	
Student Id: 4690	Total of submissions of the exercise: 8
The exercise that was being solved: Exercise 1.1	
Error <pre>n = int(input)</pre>	Fixed Error <pre>n = int(input(''))</pre>
Occurred in submission: 1 Observation:	Fixed on submission: 5 Observation:
EVENT 3	
Student Id: 4962	Total of submissions of the exercise: 4
The exercise that was being solved: Exercise 1.1	
Error <pre>a=int(input)</pre>	Fixed Error <pre>a=int(input())</pre>
Occurred in submission: 1 Observation:	Fixed on submission: 3 Observation:
EVENT 4	
Student Id:	Total of submissions of the exercise:
The exercise that was being solved:	
Error	Fixed Error

Occurred in submission:
Observation:

Fixed on submission:
Observation:

A SUGGESTED SOLUTION FOR PROFESSORS

Explanation using blackboard and projector – reinforce the concept using Kahoot.


FOR STUDENTS

Solve exercises, add code errors, and ask classmate to find them.



ANTIPATTERN GENERAL DATA

ID	TITLE			
P_OF5	"print" followed by "=" or other incorrect parameter			
EXAMPLE:				
<code>print= ("n")</code>				
ERROR TYPE:				
	X	Syntax		Semantics
CONTENT: - Data Output Function				
IN WHAT LANGUAGE WAS THE MISTAKE MADE?				
		C	X	Python
PROBLEM:				
The "=" sign is used for assignment and since "print" is not a variable, it cannot be followed by this sign.				
CONNECTIONS TO OTHER ANTIPATTERNS:				
- P_OF2 – Missing quotation mark in output function				
- P_OF4 – Missing comma to separate parameters in data output function				
EVENTS				
Note: In the code snippets presented below, only the antipattern question of this table was analyzed. If other errors exist, these errors have been handled in other antipatterns.				
EVENT 1				
Student Id: 4858		Total of submissions of the exercise:		2
The exercise that was being solved:				
Exercise 1.1				
Error			Fixed Error	
<code>n=int(input()) print= ("n")</code>			<code>n=int(input()) print (n)</code>	

Occurred in submission: 1 Observation:	Fixed on submission: 2 Observation:
EVENT 2	
Student Id: 3498	Total of submissions of the exercise: 9
The exercise that was being solved: Exercise 3.3	
Error	Fixed Error
<pre>print'%d' %soma</pre>	
Occurred in submission: 1 Observation: The '%d' will be considered text, but the "%" in front of the variable "soma" is wrong because the student wanted to print the value stored in "soma".	Fixed on submission: Observation: The error has not been fixed.
EVENT 3	
Student Id: 4698	Total of submissions of the exercise: 4
The exercise that was being solved: Exercise 1.2	
Error	Fixed Error
<pre>print = (a**2)</pre>	<pre>print(a**2)</pre>
Occurred in submission: 1 Observation:	Fixed on submission: 4 Observation:
EVENT 4	
Student Id:	Total of submissions of the exercise:
The exercise that was being solved:	
Error	Fixed Error
Occurred in submission: Observation:	Fixed on submission: Observation:
A SUGGESTED SOLUTION	
FOR PROFESSORS	
Explanation using blackboard and projector – reinforce the concept using Kahoot.	
FOR STUDENTS	
Solve exercises, add code errors, and ask classmate to find them.	



ANTIPATTERN GENERAL DATA					
ID	TITLE				
P_AE2	Wrong arithmetic operator				
EXAMPLE:					
<code>print (n^2)</code>					
ERROR TYPE:					
	X	Syntax		Semantics	Style
CONTENT: - Arithmetic Expression					
IN WHAT LANGUAGE WAS THE MISTAKE MADE?					
		C		X	Python
PROBLEM:					
Each operation has its own operator. Using a wrong operator may cause a syntax error as it does not exist within the Python language or, if it exists, will give a semantic error as it will not generate the expected result.					
CONNECTIONS TO OTHER ANTIPATTERNS:					
EVENTS					
Note: In the code snippets presented below, only the antipattern question of this table was analyzed. If other errors exist, these errors have been handled in other antipatterns.					
EVENT 1					
Student Id: 4858		Total of submissions of the exercise:			3
The exercise that was being solved: Exercise 1.2					
Error			Fixed Error		
<code>print (n^2)</code>			<code>print (n**2)</code>		
Occurred in submission: 1			Fixed on submission: 2		
Observation: Used operator “^” instead of “**.”			Observation:		
EVENT 2					
Student Id: 4914		Total of submissions of the exercise:			2
The exercise that was being solved: Exercise 1.2					
Error			Fixed Error		
<code>print (numero^2)</code>			<code>print (numero*numero)</code>		
Occurred in submission: 1			Fixed on submission: 2		
Observation:			Observation:		
EVENT 3					
Student Id: 5002		Total of submissions of the exercise:			2

The exercise that was being solved: Exercise 1.2	
Error <code>quad = n^2</code>	Fixed Error <code>quad = n**2</code>
Occurred in submission: 1 Observation:	Fixed on submission: 2 Observation:
EVENT 4	
Student Id: 4954	Total of submissions of the exercise: 2
The exercise that was being solved: Exercise 1.2	
Error <code>print (n^n)</code>	Fixed Error <code>print (n*n)</code>
Occurred in submission: 1 Observation:	Fixed on submission: 2 Observation:
A SUGGESTED SOLUTION	
FOR PROFESSORS	
Groups working with step-by-step execution to understand errors – reinforce with exercises.	
FOR STUDENTS	
Study one or more antipatterns, introduce to classmate and reinforce with exercise.	



ANTIPATTERN GENERAL DATA				
ID	TITLE			
P_SS1	Missing “:” at end of “if” or “else” line			
EXAMPLE:				
<pre> if (a>b) ← print (a) else ← print (b) </pre>				
ERROR TYPE:	X	Syntax	Semantics	Style

CONTENT: - Selection structure	
IN WHAT LANGUAGE WAS THE MISTAKE MADE?	C X Python
PROBLEM: Colon ":" indicates the beginning of a block, so after "if" and "else" it must be inserted in the code.	
CONNECTIONS TO OTHER ANTIPATTERNS: - SS2 – Not using "else" where it would be appropriate to do so	
EVENTS	
Note: In the code snippets presented below, only the antipattern question of this table was analyzed. If other errors exist, these errors have been handled in other antipatterns.	
EVENT 1	
Student Id: 2068	Total of submissions of the exercise: 3
The exercise that was being solved: Exercise 2.1	
Error <pre>if (a>b) print (a) else print (b)</pre>	Fixed Error <pre>if a>b: print (a) else: print (b)</pre>
Occurred in submission: 1 Observation: Missing ":" at the end of the "if" and "else" lines.	Fixed on submission: 3 Observation:
EVENT 2	
Student Id: 2257	Total of submissions of the exercise: 10
The exercise that was being solved: Exercise 2.1	
Error <pre>if a >= c print a else print c</pre>	Fixed Error <pre>if a>=c: print a else: print c</pre>
Occurred in submission: 1 Observation:	Fixed on submission: 2 Observation:
EVENT 3	
Student Id: 4698	Total of submissions of the exercise: 5
The exercise that was being solved: Exercise 2.1	
Error <pre>if a>b print (a)</pre>	Fixed Error <pre>if a>b: print (a)</pre>

Occurred in submission: 2 Observation:	Fixed on submission: 4 Observation:
EVENT 4	
Student Id: 4794	Total of submissions of the exercise: 3
The exercise that was being solved: Exercise 2.1	
Error <pre>if n > x print(n)</pre>	Fixed Error <pre>if n > x: print(n)</pre>
Occurred in submission: 1 Observation:	Fixed on submission: 2 Observation:
A SUGGESTED SOLUTION	
FOR PROFESSORS	
Explanation using blackboard and projector – reinforce the concept using Kahoot.	
FOR STUDENTS	
Solve exercises, add code errors, and ask classmate to find them.	



ANTIPATTERN GENERAL DATA	
ID	TITLE
P_RS1	Wrong sequence of commands in structure
EXAMPLE:	


```

def main():
    n=int(input())
    i=1
    while i<=n:
        a=int(input())
        l=[]
        l.append(a)
        if a>0:
            l.append(0)
        i=i+1
    i=0
    L=[]
    while i<len(l):
        if l[i]!=0:
            a=l[i]%2
            if a!=0:
                L.append(a)
        i=i+1
    print L
    else:
        print 0
main()

```


ERROR TYPE:		Syntax	X	Semantics		Style
CONTENT:	- Repetition structure: execution					
IN WHAT LANGUAGE WAS THE MISTAKE MADE?			C		X	Python
PROBLEM:						
The order of the commands influences the result of the program, so it is essential to take care of the order stipulated for the commands used.						
CONNECTIONS TO OTHER ANTIPATTERNS:						
EVENTS						
Note: In the code snippets presented below, only the antipattern question of this table was analyzed. If other errors exist, these errors have been handled in other antipatterns.						
EVENT 1						
Student Id: 4962		Total of submissions of the exercise:				9
The exercise that was being solved:						
Exercise 4.7						
Error			Fixed Error			
<pre> def main(): n=int(input()) i=1 while i<=n: a=int(input()) l=[] l.append(a) </pre>						

<p>Occurred in submission: 1 Observation: Each time you pass the line "l = []" all values of the array will be deleted.</p>	<pre>def main(): n=int(input()) i=1 l=[] while i<=n: a=1 while a!=0: a=int(input()) l.append(a)</pre> <p>Fixed on submission: 6 Observation: The initialization of the array was placed out of repetition.</p>
EVENT 2	
<p>Student Id: 3498</p>	<p>Total of submissions of the exercise: 5</p>
<p>The exercise that was being solved: Exercise 4.7</p>	
<p style="text-align: center;">Error</p> <pre>n=int(input()) c=raw_input() i=int i=1 while(i<=n): print ord(c[i])</pre> <p>Occurred in submission: 2 Observation: The reading of the value for "c" (2nd line) should be done within the "while" because it needs to repeat "n" times.</p>	<p style="text-align: center;">Fixed Error</p> <pre>n=int(input()) i=int i=1 while(i<=n): c=raw_input() print ord(c) i=i+1</pre> <p>Fixed on submission: 5 Observation:</p>
EVENT 3	
<p>Student Id: 4674</p>	<p>Total of submissions of the exercise: 7</p>
<p>The exercise that was being solved: Exercise 4.7</p>	
<p style="text-align: center;">Error</p> <pre>n=int(input()) x=raw_input() i=0 while i<n: print(x) i=i+1</pre> <p>Occurred in submission: 4 Observation: The reading of the value for "x" (2nd line) should be done within the "while" because it needs to repeat "n" times.</p>	<p style="text-align: center;">Fixed Error</p> <pre>n=int(input()) i=0 while i<n: x=raw_input() print(x) i=i+1</pre> <p>Fixed on submission: 5 Observation:</p>
EVENT 4	
<p>Student Id: 5626</p>	<p>Total of submissions of the exercise: 11</p>
<p>The exercise that was being solved: Exercise 8.1</p>	

Error	Fixed Error
<pre>def determineSeOrdenado(n,vet): for i in range(len(vet)): ordem=False if vet[i+1]>=vet[i]: ordem=True if ordem: return 1 else: return 0</pre> <p>Occurred in submission: 1 Observation: The command “ordem = False” should be before “for” and the structure “if order:” after.</p>	<div style="text-align: center;">  </div> <p>Fixed on submission: Observation: The error has not been fixed.</p>
A SUGGESTED SOLUTION	
FOR PROFESSORS	
Programming in front of the students, making the error appear – reinforce by asking students to develop new codes.	
FOR STUDENTS	
Introduce the error into a code and understand the consequences it generates.	



ANTIPATTERN GENERAL DATA				
ID	TITLE			
P_SRS1	Use of repetition structure where selection should be			
EXAMPLE:				
<pre>a = int(input()) b = int(input()) c = int(input()) d = a + b + c st = "NAO" while d = 180: st = "SIM" d = 0 print(st , a , b , c)</pre>				
ERROR TYPE:	Syntax	X	Semantics	Style
CONTENT:	- Selection structure			

- Repetition structure				
IN WHAT LANGUAGE WAS THE MISTAKE MADE?		C	X	Python
PROBLEM: Each structure has its purpose. Using repetition where only selection would be required will cause wrong results.				
CONNECTIONS TO OTHER ANTIPATTERNS:				
EVENTS				
Note: In the code snippets presented below, only the antipattern question of this table was analyzed. If other errors exist, these errors have been handled in other antipatterns.				
EVENT 1				
Student Id: 4890		Total of submissions of the exercise: 6		
The exercise that was being solved: Exercise 3.1				
<p style="text-align: center;">Error</p> <pre> a = int(input()) b = int(input()) c = int(input()) d = a + b + c st = "NAO" while d = 180: st = "SIM" d = 0 print(st , a , b , c) </pre> <p>Occurred in submission: 1 Observation: Instead of the "while," it should be an "if."</p>	<p style="text-align: center;">Fixed Error</p> <div style="text-align: center;">  </div> <p>Fixed on submission: Observation: The error has not been fixed.</p>			
EVENT 2				
Student Id: 4914		Total of submissions of the exercise: 11		
The exercise that was being solved: Exercise 3.1				
<p style="text-align: center;">Error</p> <pre> while a + b + c: print ("Sim" a, b, c) print ("NAO" a + b + c) </pre> <p>Occurred in submission: 5 Observation: Instead of the "while," it should be an "if."</p>	<p style="text-align: center;">Fixed Error</p> <pre> if a + b + c == 180: print ("Sim", a, b, c) else: print ("NAO", a + b + c) </pre> <p>Fixed on submission: 7 Observation:</p>			
EVENT 3				
Student Id: 4970		Total of submissions of the exercise: 9		
The exercise that was being solved: Exercise 3.1				
Error	Fixed Error			

<pre>while a>0 and b>0 and c>0: if a + b + c == 180: print("SIM") else: print("NAO")</pre> <p>Occurred in submission: 1 Observation: "While" was used to verify that the values of "a", "b" and "c" are greater than 0 (zero). Although this check is not necessary for context, this check should have been used "if."</p>	<pre>if a>0 and b>0 and c>0: if a + b + c == 180: print("SIM") else: print("NAO")</pre> <p>Fixed on submission: 2 Observation:</p>
EVENT 4	
Student Id:	Total of submissions of the exercise:
The exercise that was being solved:	
Error	Fixed Error
Occurred in submission: Observation:	Fixed on submission: Observation:
A SUGGESTED SOLUTION	
FOR PROFESSORS	
Programming in front of the students, making the error appear – reinforce by asking students to develop new codes.	
FOR STUDENTS	
Study one or more antipatterns, introduce to classmate and reinforce with exercise.	



ANTIPATTERN GENERAL DATA	
ID	TITLE
P_MDA1	Wrong creation of multi-dimensional array lines
EXAMPLE:	


```

m=int(input())
n=int(input())
linha=[]
A=[]
for i in range(m):
    for j in range(n):
        num=float(input())
        linha.append(num)

A.append(linha)

```

ERROR TYPE:	Syntax	X	Semantics	Style
--------------------	--------	---	-----------	-------

CONTENT: - Matrix: Creation

IN WHAT LANGUAGE WAS THE MISTAKE MADE?	C	X	Python
---	---	---	--------

PROBLEM:
 Incorrectly creating an array row will cause the program to work improperly because the program will be incorrectly storing data.

CONNECTIONS TO OTHER ANTIPATTERNS:

EVENTS

Note: In the code snippets presented below, only the antipattern question of this table was analyzed. If other errors exist, these errors have been handled in other antipatterns.

EVENT 1

Student Id: 5538	Total of submissions of the exercise:	9
-------------------------	--	---

The exercise that was being solved:

Exercise 13.1

Error	Fixed Error
<pre> m=int(input()) n=int(input()) linha=[] A=[] for i in range(m): for j in range(n): num=float(input()) linha.append(num) A.append(linha) </pre> <p>Occurred in submission: 1 Observation: The line "linha= []" that creates the matrix line must be between the two "for" or repeated after "A.append (line)." As it stands, the second row will hold data from the first, the third from the second, and so on.</p>	<pre> m=int(input()) n=int(input()) linha=[] A=[] for i in range(m): for j in range(n): num=float(input()) linha.append(num) A.append(linha) linha=[] </pre> <p>Fixed on submission: 9 Observation:</p>

EVENT 2	
Student Id: 5714	Total of submissions of the exercise: 6
The exercise that was being solved: Exercise 13.1	
<p style="text-align: center;">Error</p> <pre>def leitura(A): l=[] m=int(input()) n=int(input()) for i in range(m): for j in range(n): l.append(float(input())) A.append(l) return m,n</pre> <p>Occurred in submission: 1 Observation: The line "l = []" that creates the matrix line must be between the two "for" or to be repeated after "A.append(l)".</p>	<p style="text-align: center;">Fixed Error</p> <pre>def leitura(A): m=int(input()) n=int(input()) for i in range(m): l=[] for j in range(n): l.append(float(input())) A.append(l) return m,n</pre> <p>Fixed on submission: 6 Observation:</p>
EVENT 3	
Student Id: 4946	Total of submissions of the exercise: 11
The exercise that was being solved: Exercise 13.1	
<p style="text-align: center;">Error</p> <pre>def CriaMatriz(matriz, m, n): linha = [] for i in range(m): for j in range(n): x = float(input()) linha.append(x) matriz.append(linha) return(matriz)</pre> <p>Occurred in submission: 1 Observation: The line "l = []" that creates the matrix line must be between the two "for" or to be repeated after "matriz.append(linha)."</p>	<p style="text-align: center;">Fixed Error</p> <pre>def CriaMatriz(matriz, m, n): linha = [] for i in range(m): linha = [] for j in range(n): x = float(input()) linha.append(x) matriz.append(linha) #print(matriz) #print(matriz) return(matriz)</pre> <p>Fixed on submission: 10 Observation:</p>
EVENT 4	
Student Id:	Total of submissions of the exercise:
The exercise that was being solved:	
<p style="text-align: center;">Error</p> <p>Occurred in submission: Observation:</p>	<p style="text-align: center;">Fixed Error</p> <p>Fixed on submission: Observation:</p>
A SUGGESTED SOLUTION	

FOR PROFESSORS
Apply the bench test (table test) in code samples with and without the error, compare the results – reinforce by asking the students to solve some exercises.
FOR STUDENTS
Study one or more antipatterns, introduce to classmate and reinforce with exercise.



ANTIPATTERN GENERAL DATA				
ID	TITLE			
P_F8	Function created but not called			
EXAMPLE:				
<pre>def main(): n = int(input()) print(n)</pre>				
ERROR TYPE:				
	Syntax	X	Semantics	Style
CONTENT:				
- Function: Call				
IN WHAT LANGUAGE WAS THE MISTAKE MADE?				
	C	X	Python	
PROBLEM:				
With the creation of a function, it is assumed that it is necessary for the correct operation of the program. Creating it but not calling it will cause that any task that the program needs to perform will not be executed.				
CONNECTIONS TO OTHER ANTIPATTERNS:				
EVENTS				
Note: In the code snippets presented below, only the antipattern question of this table was analyzed. If other errors exist, these errors have been handled in other antipatterns.				
EVENT 1				
Student Id: 4826		Total of submissions of the exercise:		4
The exercise that was being solved:				
Exercise 1.1				
Error		Fixed Error		
<pre>def main(): n = int(input()) print(n)</pre>				

<p>Occurred in submission: 3 Observation: The “main” function was created but not called.</p>	<pre>def main(): n = int(input()) print(n) main()</pre> <p>Fixed on submission: 4 Observation:</p>
EVENT 2	
Student Id: 4842	Total of submissions of the exercise: 4
The exercise that was being solved: Exercise 1.1	
<p style="text-align: center;">Error</p> <pre>def main(): n=int.input() print(n)</pre> <p>Occurred in submission: 1 Observation:</p>	<p style="text-align: center;">Fixed Error</p> <pre>def main(): n=int.input() print(n) main()</pre> <p>Fixed on submission: 2 Observation:</p>
EVENT 3	
Student Id: 4850	Total of submissions of the exercise: 3
The exercise that was being solved: Exercise 2.1	
<p style="text-align: center;">Error</p> <pre>def main(): a=int(input()) b=int(input()) if a>b: print(a) else: print(b)</pre> <p>Occurred in submission: 2 Observation:</p>	<p style="text-align: center;">Fixed Error</p> <pre>def main(): a=int(input()) b=int(input()) if a>b: print(a) else: print(b) main()</pre> <p>Fixed on submission: 1 Observation:</p>
EVENT 4	
Student Id: 4674	Total of submissions of the exercise: 3
The exercise that was being solved: Exercise 2.1	
<p style="text-align: center;">Error</p> <pre>def main(): i=int(input()) j=i*i print(j)</pre>	<p style="text-align: center;">Fixed Error</p> <pre>def main(): i=int(input()) j=i*i print(j) main()</pre>


Occurred in submission: 1	Fixed on submission: 2
Observation:	Observation:
A SUGGESTED SOLUTION	
FOR PROFESSORS	
Programming in front of the students, making the error appear – reinforce by asking students to develop new codes.	
FOR STUDENTS	
Study one or more antipatterns, introduce to classmate and reinforce with exercise.	

Appendix E – Antipattern Catalog in Both, C and Python

Below, we present the catalog of antipatterns found in code developed using Python and C as well.

ANTIPATERNES CATALOG IN C AND PYTHON


ANTIPATTERN GENERAL DATA						
ID	TITLE					
G1	Lack of indentation					
EXAMPLES:						
(C)			(Python)			
<pre> 1 #include <stdio.h> 2 int main(){ 3 int a; 4 scanf("%d",&a); 5 printf("%d",&a); 6 return 0; 7 } </pre>			<pre> def main(): n = int(input()) print(n) </pre>			
ERROR TYPE: (TIPO DE ERRO)	X (P)	Syntax		Semantics	X (C)	Style
CONTENT:	- General					
IN WHAT LANGUAGE WAS THE MISTAKE MADE?	X	C		X	Python	
PROBLEM:						
<p><u>C</u> - Lack of indentation is not exactly an error when using C language but highly recommended in any language to give readability to code.</p> <p><u>Python</u> - Indentation is required in the Python language. Lack of it causes the program not to run.</p>						
CONNECTIONS TO OTHER ANTIPATTERNS:						
EVENTS						
Note: In the code snippets presented below, only the antipattern question of this table was analyzed. If other errors exist, these errors have been handled in other antipatterns.						
EVENT 1 – C						
Student Id: 1781		Total of submissions of the exercise:			2	
The exercise that was being solved:						
Exercise 1.1						
Error				Fixed Error		

<pre> 1 #include <stdio.h> 2 int main(){ 3 int a; 4 scanf("%d",&a); 5 printf("%d",&a); 6 return 0; 7 } </pre> <p>Occurred in submission: 1 Observation: Lack of indentation is a bad programming practice that will compromise code readability.</p>	 <p>Fixed on submission: Observation: The indentation has not been corrected.</p>
---	---

EVENT 2 – C		
--------------------	--	--

Student Id: 5554	Total of submissions of the exercise:	4
------------------	---------------------------------------	---

The exercise that was being solved:
Exercise 1.1

<p style="text-align: center;">Error</p> <pre> 1 #include <stdio.h> 2 int main () 3 { 4 int num; 5 printf ("Digite um numero inteiro: "); 6 scanf("%d", &num); 7 printf("O numero digitado foi: %d\n", num); 8 9 return 0; 10 11 } </pre> <p>Occurred in submission: 1 Observation: Lack of indentation is a bad programming practice that will cause code viewing to be compromised.</p>	<p style="text-align: center;">Fixed Error</p>  <p>Fixed on submission: Observation: The indentation has not been corrected.</p>
---	--

EVENT 3 – C		
--------------------	--	--

Student Id: 4930	Total of submissions of the exercise:	10
------------------	---------------------------------------	----


The exercise that was being solved:
Exercise 2.1

<p style="text-align: center;">Error</p> <pre> 1 #include <stdio.h> 2 int primeiraFuncao(int a, int b){ 3 if (a>b){ 4 printf("%d\n", a);} 5 else{ 6 printf("%d\n", b); 7 } 8 } 9 int main(){ 10 } </pre>	<p style="text-align: center;">Fixed Error</p> <pre> 1 #include <stdio.h> 2 int primeiraFuncao(int a, int b){ 3 4 } 5 int main(int argc, char * argv){ 6 int oi; 7 for(oi=1;oi<=argc; oi++){ 8 printf("%s\n", argv[oi]); 9 } 10 if (a>b){ 11 printf("%d\n", a);} 12 else{ 13 printf("%d\n", b); 14 } 15 } </pre>
--	---

<p>Occurred in submission: 1 Observation: Lack of indentation is a bad programming practice that will cause code viewing to be compromised.</p>	<p>Fixed on submission: 4 Observation: In the 4th submission the student indented part of the code and was improving during the following submissions.</p>
--	---

EVENT 4 – C		
Student Id: 2040	Total of submissions of the exercise:	4

The exercise that was being solved:
Exercise 4.1

Error	Fixed Error
<pre> 1 #include <stdio.h> 2 3 int soma(a,b) 4 { 5 int s; 6 s = a+b; 7 8 return(s); 9 10 } 11 12 float media(int a,int b) 13 { 14 float m; 15 16 m = (a+b)/(2.0); 17 18 return(m); 19 } 20 21 int main() 22 { 23 int a,b; 24 scanf("%d %d",&a,&b); 25 printf("%d ",soma(a,b)); 26 printf("%.1f",media(a,b)); 27 return(0); 28 29 30 }</pre>	
<p>Occurred in submission: 1 Observation: Lack of indentation is a bad programming practice that will cause code viewing to be compromised.</p>	<p>Fixed on submission: Observation: The indentation has not been corrected.</p>

EVENT 1 – Python		
Student Id: 4666	Total of submissions of the exercise:	12

The exercise that was being solved:
Exercise 1.1

Error	Fixed Error

<pre>def main(): n = int(input()) print(n) main()</pre> <p>Occurred in submission: 11 Observation:</p>	<pre>n = int(input()) print(n)</pre> <p>Fixed on submission: 12 Observation: In reality, the student did not get the indentation, he solved the problem by removing the statement of the function that required indentation.</p>
EVENT 2 – Python	
Student Id: 2635	Total of submissions of the exercise: 7
The exercise that was being solved: Exercise 2.1	
<p style="text-align: center;">Error</p> <pre>n1 = int (input()) n2 = int (input()) if (n1>=n2) : print (n1, "n1") else : print (n2, "n2")</pre> <p>Occurred in submission: 1 Observation:</p>	<p style="text-align: center;">Fixed Error</p> <pre>n1 = int (input()) n2 = int (input()) if (n1 >= n2) : print (n1, "n1") else : print (n2, "n2")</pre> <p>Fixed on submission: 7 Observation:</p>
EVENT 3 – Python	
Student Id: 4698	Total of submissions of the exercise: 5
The exercise that was being solved: Exercise 2.1	
<p style="text-align: center;">Error</p> <pre>def main(): a = int(input()) b = int(input()) if a>b print (a) main()</pre> <p>Occurred in submission: 2 Observation: Python requires indentation to work, even if it is only on one line, as is the case with the "print" line, it will not work.</p>	<p style="text-align: center;">Fixed Error</p> <pre>def main(): a = int(input()) b = int(input()) if a>b: print (a) else: print (b) main()</pre> <p>Fixed on submission: 4 Observation:</p>
EVENT 4 – Python	
Student Id: 4826	Total of submissions of the exercise: 4
The exercise that was being solved: Exercise 4.1	
Error	Fixed Error

<pre>def media(a,b, self): media = (a + b)/2.0 return(media)</pre> <p>Occurred in submission: 3 Observation: The "return" is not indented correctly.</p>	<pre>def media(a,b): media = ((soma(a,b))/2.0) return(media)</pre> <p>Fixed on submission: 4 Observation:</p>
---	--

A SUGGESTED SOLUTION	
FOR PROFESSORS	
Explanation using blackboard and projector – reinforce the concept using Kahoot.	
FOR STUDENTS	
Solve exercises, add code errors, and ask classmate to find them.	



ANTIPATTERN GENERAL DATA				
ID	TITLE			
V1	Use of nonexistent variable			
EXAMPLES:				
(C)		(Python)		
<pre>1 #include <stdio.h> 2 3 int main(void){ 4 int n; 5 6 scanf("%d", &n); 7 m = n;</pre>	<pre>x = int (input()) print (a)</pre>			
ERROR TYPE:	X	Syntax		Semantics
CONTENT:	- Variable: declaration			
IN WHAT LANGUAGE WAS THE MISTAKE MADE?	X	C		X
PROBLEM:				
<p>C - When using an identifier, such as variable names, constants, structs, etc., it is necessary to tell the C language program what the identifier refers to. In the case of undeclared variables, the compiler will not be able to identify what that name is about in this scope.</p> <p>Python - Python variable declaration is by assignment, which will define its data type. Using the</p>				

variable before the assignment will generate an error.	
CONNECTIONS TO OTHER ANTIPATTERNS:	
<ul style="list-style-type: none"> - P_V2 – Use of reserved word for variable name - V3 – Assignment using “==” instead of “=” 	
EVENTS	
Note: In the code snippets presented below, only the antipattern question of this table was analyzed. If other errors exist, these errors have been handled in other antipatterns.	
EVENT 1 – C	
Student Id: 3430	Total of submissions of the exercise: 7
The exercise that was being solved:	
Exercise 1.1	
<p style="text-align: center;">Error</p> <pre> 3 int main(void){ 4 int n; 5 6 scanf("%d", &n); 7 m = n; 8 printf("%d", &m); </pre> <p>Occurred in submission: 5 Observation: This error was made when the student was trying to solve another one (C_OF1).</p>	<p style="text-align: center;">Fixed Error</p> <pre> 3 int main(void){ 4 int n,m; 5 6 scanf("%d", &n); 7 m = n; 8 printf("%d", &m); </pre> <p>Fixed on submission: 6 Observation:</p>
EVENT 2 – C	
Student Id: 4930	Total of submissions of the exercise: 10
The exercise that was being solved:	
Exercise 2.1	
<p style="text-align: center;">Error</p> <pre> 5 int main(int argc, char * argv){ 6 int oi; 7 for(oi=1;oi<=argc; oi++){ 8 printf("%s\n", argv[oi]); 9 } 10 if (a>b){ </pre> <p>Occurred in submission: 4 Observation: Variables “a” and “b” were used from line 10, but they were not declared.</p>	<p style="text-align: center;">Fixed Error</p> <pre> 5 int main(int argc, char * argv[]){ 6 int oi; 7 for(oi=1;oi<=argc; oi++){ 8 printf("%s\n", argv[oi]); 9 } 10 int a, b; 11 if (a>b){ </pre> <p>Fixed on submission: 5 Observation:</p>
EVENT 3 – C	
Student Id: 5098	Total of submissions of the exercise: 12
The exercise that was being solved:	
Exercise 3.1	
Error	Fixed Error

<pre>1 # include <stdio.h> 2 int main () { 3 scanf("%d %d %d", &a, &b, &c);</pre> <p>Occurred in submission: 1 Observation: Variables "a", "b," and "c" were used from line 3, but they were not declared.</p>	<pre>1 # include <stdio.h> 2 int main () { 3 int a,b,c; 4 scanf("%d %d %d", &a, &b, &c);</pre> <p>Fixed on submission: 2 Observation:</p>
EVENT 4 – C	
<p>Student Id: 1781 Total of submissions of the exercise: 4</p>	
<p>The exercise that was being solved: Exercise 4.1</p>	
<p style="text-align: center;">Error</p> <pre>8 int media(int a,int b) 9 { 10 m = (a+b)/2; 11 return m; 12 }</pre> <p>Occurred in submission: 1 Observation: The variable "m" had not been declared.</p>	<p style="text-align: center;">Fixed Error</p> <pre>9 int media(int a,int b) 10 { 11 int m; 12 m = (a+b)/2; 13 return m; 14 }</pre> <p>Fixed on submission: 2 Observation:</p>
EVENT 1 – Python	
<p>Student Id: 2068 Total of submissions of the exercise: 2</p>	
<p>The exercise that was being solved: Exercise 1.1</p>	
<p style="text-align: center;">Error</p> <pre>x = int (input ()) print (a)</pre> <p>Occurred in submission: 1 Observation: The variable "a" does not exist.</p>	<p style="text-align: center;">Fixed Error</p> <pre>x = int (input ()) print (x)</pre> <p>Fixed on submission: 2 Observation:</p>
EVENT 2 – Python	
<p>Student Id: 4666 Total of submissions of the exercise: 12</p>	
<p>The exercise that was being solved: Exercise 1.1</p>	
<p style="text-align: center;">Error</p> <pre>def main () : n = int(input("Digite um numero que deseja: ")) print("O numero digitado e:",a)</pre> <p>Occurred in submission: 5 Observation: The variable "a" does not exist.</p>	<p style="text-align: center;">Fixed Error</p> <pre>def main () : n = int(input("Digite um numero que deseja: ")) print("O numero digitado e: ",n) main()</pre> <p>Fixed on submission: 7 Observation:</p>
EVENT 3 – Python	
<p>Student Id: 5650 Total of submissions of the exercise: 10</p>	
<p>The exercise that was being solved:</p>	

Exercise 8.1	
Error	Fixed Error
<pre>n= int(input()) c = 0 lista = [] while cont < n:</pre>	<pre>n= int(input()) c = 0 lista = [] while c < n:</pre>
<p>Occurred in submission: 1 Observation: The "cont" variable used in the "while" condition is nonexistent.</p>	<p>Fixed on submission: 4 Observation:</p>
EVENT 4 – Python	
Student Id:	Total of submissions of the exercise:
The exercise that was being solved:	
Error	Fixed Error
<p>Occurred in submission: Observation:</p>	<p>Fixed on submission: Observation:</p>
A SUGGESTED SOLUTION	
FOR PROFESSORS	
Groups working with step-by-step execution to understand errors – reinforce with exercises.	
FOR STUDENTS	
Study one or more antipatterns, introduce to classmate and reinforce with exercise.	





ANTIPATTERN GENERAL DATA					
ID	TITLE				
V3	Assignment using “==” instead of “=”				
EXAMPLES:					
	(C)			(Python)	
	↓			↓	
5	soma == a+b+c;			a == int(input("Digite um numero que deseja: "))	
ERROR TYPE: (TIPO DE ERRO)	X(P)	Syntax	X(C)	Semantics	Style
CONTENT:	- Variable: attribution				


IN WHAT LANGUAGE WAS THE MISTAKE MADE?		X	C	X	Python
PROBLEM:					
C - The program will execute, but will not run properly, because the compiler understands the "==" as being used for comparison and not for assignment.					
Python - If "==" is used to first assign value to a variable, i.e., to declare it, it will cause a syntax error and the program will not execute. Otherwise, the program will execute, disregarding the assignment line with "==" because the compiler will understand that command as a comparison.					
CONNECTIONS TO OTHER ANTIPATTERNS:					
- RE2 – Use of "=" instead of "=="					
- V1 – Use of nonexistent variable					
- P_V2 – Use of reserved word for variable name					
EVENTS					
Note: In the code snippets presented below, only the antipattern question of this table was analyzed. If other errors exist, these errors have been handled in other antipatterns.					
EVENT 1 – C					
Student Id: 2950		Total of submissions of the exercise:			5
The exercise that was being solved: Exercise 3.1					
Error			Fixed Error		
5 soma == a+b+c;			5 soma = a+b+c;		
Occurred in submission: 3 Observation: The assignment is made with "=" not "==" which is used in comparisons.			Fixed on submission: 4 Observation:		
EVENT 2 – C					
Student Id: 2936		Total of submissions of the exercise:			7
The exercise that was being solved: Exercise 7.4					
Error			Fixed Error		
7 caractere == 0;			?		
Occurred in submission: 6 Observation:			Fixed on submission: Observation: Uncorrected error. The student deleted line 7 where the error was and practically all the code for not being able to generate the expected result.		
EVENT 3 – C					
Student Id: 2558		Total of submissions of the exercise:			3
The exercise that was being solved: Exercise 1.2					

Error	Fixed Error
7 <code>n==(n*n);</code>	7 <code>n=(n*n);</code>
Occurred in submission: 1 Observation:	Fixed on submission: 2 Observation:
EVENT 4 – C	
Student Id: 1830	Total of submissions of the exercise: 5
The exercise that was being solved: Exercise 2.2	
Error	Fixed Error
6 <code>res==1;</code>	6 <code>res=1;</code>
Occurred in submission: 1 Observation:	Fixed on submission: 5 Observation:
EVENT 1 – Python	
Student Id: 4666	Total of submissions of the exercise: 12
The exercise that was being solved: Exercise 1.1	
Error	Fixed Error
<code>a == int(input("Digite um numero que deseja: "))</code>	<code>n = int(input("Digite um numero que deseja: "))</code>
Occurred in submission: 3 Observation: Used “==” instead of “=” to assign read value to the variable.	Fixed on submission: 5 Observation:
EVENT 2 – Python	
Student Id: 4978	Total of submissions of the exercise: 10
The exercise that was being solved: Exercise 3.3	
Error	Fixed Error
<code>soma == soma + i</code>	<code>soma = soma + i</code>
Occurred in submission: 1 Observation:	Fixed on submission: 5 Observation:
EVENT 3 – Python	
Student Id: 4914	Total of submissions of the exercise: 2
The exercise that was being solved: Exercise 4.1	
Error	Fixed Error
<code>soma == a + b</code>	<code>s = a + b</code>
Occurred in submission: 1	Fixed on submission: 2

Observation:	Observation:
EVENT 4 – Python	
Student Id:	Total of submissions of the exercise:
The exercise that was being solved:	
Error	Fixed Error
Occurred in submission:	Fixed on submission:
Observation:	Observation:
A SUGGESTED SOLUTION	
FOR PROFESSORS	
Explanation using blackboard and projector – reinforce the concept using Kahoot.	
FOR STUDENTS	
Introduce the error into a code and understand the consequences it generates.	



ANTIPATTERN GENERAL DATA				
ID	TITLE			
IF2	Missing quotes in the input function call			
EXAMPLES:				
(C)	 <code>scanf(%d, &n);</code>	(Python)	 <code>y = int(input('digite o segundo valor:))</code>	
ERROR TYPE:	X	Syntax		Semantics
CONTENT:	- Data input function			
IN WHAT LANGUAGE WAS THE MISTAKE MADE?	X	C		X
PROBLEM:	<p><u>C</u> - The compiler does not understand what "%d" is and reports that "d" was not declared in the current scope. The program will not run.</p> <p><u>Python</u> – The text inside the parentheses following the “input” command is used to write a statement to the user about what the program expects them to type. This statement must be enclosed in double-quotes. Missing quotation marks will generate a syntax error causing the program not to run.</p>			
CONNECTIONS TO OTHER ANTIPATTERNS:	- C_IF1 – Missing "&" in front of variable in "scanf"			

- C_IF6 – Missing “,” to separate first from second parameter in “scanf” - P_IF4 – Missing parentheses in “input”	
EVENTS	
Note: In the code snippets presented below, only the antipattern question of this table was analyzed. If other errors exist, these errors have been handled in other antipatterns.	
EVENT 1 – C	
Student Id: 2950	Total of submissions of the exercise: 2
The exercise that was being solved: Exercise 1.1	
Error <div style="border: 1px solid #ccc; padding: 5px; display: inline-block;">4</div> <code>scanf(%d, &n);</code>	Fixed Error <div style="border: 1px solid #ccc; padding: 5px; display: inline-block;">4</div> <code>scanf("%d", &n);</code>
Occurred in submission: 1 Observation:	Fixed on submission: 2 Observation:
EVENT 2 – C	
Student Id: 3529	Total of submissions of the exercise: 4
The exercise that was being solved: Exercise 1.1	
Error <div style="border: 1px solid #ccc; padding: 5px; display: inline-block;">5</div> <code>scanf(%d, &n);</code>	Fixed Error Attempt (Tentativa) 1: <div style="border: 1px solid #ccc; padding: 5px; display: inline-block;">5</div> <code>scanf(%d, n);</code> Final (Final): <div style="border: 1px solid #ccc; padding: 5px; display: inline-block;">5</div> <code>scanf("%d", &n);</code>
Occurred in submission: 1 Observation:	Fixed on submission: 4 Observation:
EVENT 3 – C	
Student Id: 5226	Total of submissions of the exercise: 2
The exercise that was being solved: Exercise 1.1	
Error <div style="border: 1px solid #ccc; padding: 5px; display: inline-block;">4</div> <code>scanf(%d,&a);</code>	Fixed Error 
Occurred in submission: 1 Observation:	Fixed on submission: Observation: The error has not been fixed.
EVENT 4 – C	
Student Id:	Total of submissions of the exercise:
The exercise that was being solved:	
Error	Fixed Error

Occurred in submission: Observation:	Fixed on submission: Observation:
EVENT 1 – Python	
Student Id: 4762	Total of submissions of the exercise: 2
The exercise that was being solved: Exercise 2.1	
Error	Fixed Error
<pre>y = int(input("digite o segundo valor: "))</pre>	<pre>y = int(input("digite o segundo valor: "))</pre>
Occurred in submission: 1 Observation:	Fixed on submission: 2 Observation:
EVENT 2 – Python	
Student Id: 4786	Total of submissions of the exercise: 2
The exercise that was being solved: Exercise 2.1	
Error	Fixed Error
<pre>n = int(input("Digite o primeiro numero")) m = int(input("Digite o segundo numero"))</pre>	<pre>n = int(input("Digite o primeiro numero")) m = int(input("Digite o segundo numero"))</pre>
Occurred in submission: 1 Observation:	Fixed on submission: 2 Observation:
EVENT 3 – Python	
Student Id: 4730	Total of submissions of the exercise: 6
The exercise that was being solved: Exercise 4.1	
Error	Fixed Error
<pre>a = int(input(Digite um numero inteiro: "))</pre>	<pre>a = int(input("Digite um numero inteiro: "))</pre>
Occurred in submission: 1 Observation: Missing double quotation marks before the word "Digite" (type).	Fixed on submission: 2 Observation:
EVENT 4 – Python	
Student Id:	Total of submissions of the exercise:
The exercise that was being solved:	
Error	Fixed Error
Occurred in submission: Observation:	Fixed on submission: Observation:
A SUGGESTED SOLUTION	
FOR PROFESSORS	
Explanation using blackboard and projector – reinforce the concept using Kahoot.	
FOR STUDENTS	
Solve exercises, add code errors, and ask classmate to find them.	



ANTIPATTERN GENERAL DATA			
ID	TITLE		
OF2	Missing quotes in output function		
EXAMPLES:			
	(C)		(Python)
	5 <code>printf(%d, n);</code>		<code>print(Sim)</code>
ERROR TYPE:	X	Syntax	Semantics Style
CONTENT:	- Data output function		
IN WHAT LANGUAGE WAS THE MISTAKE MADE?	X	C	X Python
PROBLEM:			
<p><u>C</u> - The compiler does not understand what "%d" is and reports that "d" was not declared in the current scope. The program will not run.</p> <p><u>Python</u> - When outputting a string, it must be enclosed in double quotation marks after the print command.</p>			
CONNECTIONS TO OTHER ANTIPATTERNS:			
<ul style="list-style-type: none"> - C_OF1 – Improper use of "&" in front of variable in "printf" - C_OF3 – Wrong spelling of "printf" command - C_OF5 – Parameter identifying incorrect or non-existent output data type - C_OF6 – Use of "&" instead of "%" in "printf" - OF4 – Missing comma to separate parameters in data output function - P_OF5 – "print" followed by "=" or other incorrect parameter 			
EVENTS			
Note: In the code snippets presented below, only the antipattern question of this table was analyzed. If other errors exist, these errors have been handled in other antipatterns.			
EVENT 1 – C			
Student Id: 2950	Total of submissions of the exercise:		2
The exercise that was being solved:			
Exercise 1.1			
	Error		Fixed Error
	5 <code>printf(%d, n);</code>		5 <code>printf("%d", n);</code>

Occurred in submission: 1 Observation:	Fixed on submission: 2 Observation:
EVENT 2 – C	
Student Id: 1963	Total of submissions of the exercise: 2
The exercise that was being solved: Exercise 2.1	
Error	Fixed Error
10 printf("%d \n, n2);	10 printf("%d \n", n2);
Occurred in submission: 1 Observation:	Fixed on submission: 2 Observation:
EVENT 3 – C	
Student Id: 1830	Total of submissions of the exercise: 10
The exercise that was being solved: Exercise 4.1	
Error	Fixed Error
18 printf(%f)	18 printf("%d\n", s);
Occurred in submission: 1 Observation: The variable is missing to know the value to be printed, as well as other errors.	Fixed on submission: 2 Observation:
EVENT 4 – C	
Student Id: 4922	Total of submissions of the exercise: 2
The exercise that was being solved: Exercise 2.2	
Error	Fixed Error
<pre>5 6 7 8 9 10 if(n1 < n2){ printf(1); } else{ printf(0); }</pre>	<pre>5 6 7 8 9 10 if(n1 < n2){ printf("1"); } else{ printf("0"); }</pre>
Occurred in submission: 1 Observation:	Fixed on submission: 2 Observation:
EVENT 1 – Python	
Student Id: 4826	Total of submissions of the exercise: 5
The exercise that was being solved: Exercise 3.1	
Error	Fixed Error
<pre>if a + b + c == 180: print (Sim) else: print (NAO)</pre>	<pre>if s == 180: print ("Sim") else: print ("NAO")</pre>

<p>Occurred in submission: 1 Observation: Missing double quotation marks within the parentheses of the two "print" commands.</p>	<p>Fixed on submission: 2 Observation:</p>
EVENT 2 – Python	
<p>Student Id: 4874</p>	<p>Total of submissions of the exercise: 6</p>
<p>The exercise that was being solved: Exercise 3.1</p>	
<p style="text-align: center;">Error</p> <pre> if a + b + c == 180: print(Sim) print(a) print(b) print(c) else: print(NAO) </pre> <p>Occurred in submission: 1 Observation: The words "Sim" and "NAO" within the "print" must be enclosed in quotation marks.</p>	<p style="text-align: center;">Fixed Error</p> <pre> if a + b + c == 180: print('Sim') print(a) print(b) print(c) else: print('NAO') </pre> <p>Fixed on submission: 4 Observation:</p>
EVENT 3 – Python	
<p>Student Id: 3498</p>	<p>Total of submissions of the exercise: 5</p>
<p>The exercise that was being solved: Exercise 3.1</p>	
<p style="text-align: center;">Error</p> <pre> print Sim </pre> <p>Occurred in submission: 1 Observation:</p>	<p style="text-align: center;">Fixed Error</p> <pre> print 'Sim' </pre> <p>Fixed on submission: 3 Observation:</p>
EVENT 4 – Python	
<p>Student Id: 4682</p>	<p>Total of submissions of the exercise: 3</p>
<p>The exercise that was being solved: Exercise 3.1</p>	
<p style="text-align: center;">Error</p> <pre> print (NAO) </pre> <p>Occurred in submission: 1 Observation:</p>	<p style="text-align: center;">Fixed Error</p> <pre> print("NAO") </pre> <p>Fixed on submission: 3 Observation:</p>
A SUGGESTED SOLUTION	
FOR PROFESSORS	
<p>Explanation using blackboard and projector – reinforce the concept using Kahoot.</p>	
FOR STUDENTS	
<p>Solve exercises, add code errors, and ask classmate to find them.</p>	







ANTIPATTERN GENERAL DATA				
ID	TITLE			
OF4	Missing comma to separate parameters in data output function			
EXAMPLES:				
(C)		(Python)		
16	<code>printf("%d %d %d" a, b, c);</code>		<code>print ("Sim" a, b, c)</code>	
ERROR TYPE:	X	Syntax		Semantics Style
CONTENT:	- Data output function - Function: passing parameter			
IN WHAT LANGUAGE WAS THE MISTAKE MADE?	X	C	X	Python
PROBLEM:				
<p><u>C</u> - The compiler does not understand that the comma is missing and identifies this point as the end of the parameters of the output function, informing that it expected to find a ")".</p> <p><u>Python</u> - The compiler does not understand parameters that are not separated with a comma, causing the program not to run.</p>				
CONNECTIONS TO OTHER ANTIPATTERNS:				
<ul style="list-style-type: none"> - C_OF1 – Improper use of "&" in front of variable in "printf" - C_OF3 – Wrong spelling of "printf" command - OF2 – Missing quotes in output function - C_OF6 – Use of "&" instead of "%" in "printf" - C_OF5 – Parameter identifying incorrect or non-existent output data type - P_OF5 – "print" followed by "=" or other incorrect parameter 				
EVENTS				
Note: In the code snippets presented below, only the antipattern question of this table was analyzed. If other errors exist, these errors have been handled in other antipatterns.				
EVENT 1 – C				
Student Id: 2810		Total of submissions of the exercise:		7
The exercise that was being solved:				
Exercise 3.1				
Error		Fixed Error		
16	<code>printf("%d %d %d" a, b, c);</code>	16	<code>printf("%d %d %d", a, b, c);</code>	

Occurred in submission: 4 Observation:	Fixed on submission: 5 Observation:
EVENT 2 – C	
Student Id: 3167	Total of submissions of the exercise: 7
The exercise that was being solved: Exercise 3.1	
Error	Fixed Error
7 printf ("%d%d%d" a1, a2, a3);	7 printf ("%d%d%d", a1, a2, a3);
Occurred in submission: 1 Observation:	Fixed on submission: 2 Observation:
EVENT 3 – C	
Student Id: 5554	Total of submissions of the exercise: 4
The exercise that was being solved: Exercise 7.4	
Error	Fixed Error
13 printf ("%d\n" (int)c);	13 printf ("%d\n", c);
Occurred in submission: 1 Observation:	Fixed on submission: 2 Observation:
EVENT 4 – C	
Student Id: 2061	Total of submissions of the exercise: 2
The exercise that was being solved: Exercise 7.1	
Error	Fixed Error
10 printf ("%f" soma);	10 printf ("%f", soma);
Occurred in submission: 1 Observation:	Fixed on submission: 2 Observation:
EVENT 1 – Python	
Student Id: 4914	Total of submissions of the exercise: 11
The exercise that was being solved: Exercise 3.1	
Error	Fixed Error
print ("Sim" a, b, c) print ("NAO" a + b + c)	print ("Sim", a, b, c) print ("NAO", a + b + c)
Occurred in submission: 5 Observation: Both "print" commands lack the required comma to separate the first from the second parameter.	Fixed on submission: 6 Observation:
EVENT 2 – Python	
Student Id: 4682	Total of submissions of the exercise: 3

<p>The exercise that was being solved: Exercise 3.1</p>	
<p>Error</p> <pre>print(a /n b /n c)</pre>	<p>Fixed Error</p> <pre>print(a) print(b) print(c)</pre>
<p>Occurred in submission: 1 Observation: Missing comma to separate "print" parameters (Note: instead of "/n" should be "\n" and need to be enclosed in double quotes (antipattern P_OF2))</p>	<p>Fixed on submission: 2 Observation: Instead of adding commas to separate variables, it was separated into more "print."</p>
<p>EVENT 3 – Python</p>	
<p>Student Id: 5010</p>	<p>Total of submissions of the exercise: 4</p>
<p>The exercise that was being solved: Exercise 3.1</p>	
<p>Error</p> <pre>if (a+b+d==180): print("Sim" a b d) else: print("NAO" a+b+d)</pre>	<p>Fixed Error</p> <pre>if (a+b+d==180): print("Sim", a, b, d) else: print("NAO", a+b+d)</pre>
<p>Occurred in submission: 2 Observation: Both "print" lack comma to separate the first from the second parameter.</p>	<p>Fixed on submission: 4 Observation:</p>
<p>EVENT 4 – Python</p>	
<p>Student Id:</p>	<p>Total of submissions of the exercise:</p>
<p>The exercise that was being solved:</p>	
<p>Error</p>	<p>Fixed Error</p>
<p>Occurred in submission: Observation:</p>	<p>Fixed on submission: Observation:</p>
<p>A SUGGESTED SOLUTION</p>	
<p>FOR PROFESSORS</p>	
<p>Explanation using blackboard and projector – reinforce the concept using Kahoot.</p>	
<p>FOR STUDENTS</p>	
<p>Solve exercises, add code errors, and ask classmate to find them.</p>	





ANTIPATTERN GENERAL DATA						
ID	TITLE					
RE1	Use of “=” instead of “==”					
EXAMPLES:						
	(C)		(Python)			
	9	<code>if(n1=n2)</code>		<code>if soma=180:</code>		
ERROR TYPE:	C (P)	Syntax	X (C)	Semantics		Style
CONTENT:	<ul style="list-style-type: none"> - Variable: attribution - Relational expression - Selection structure: if 					
IN WHAT LANGUAGE WAS THE MISTAKE MADE?		X	C		X	Python
PROBLEM:						
<p><u>C</u> - Within parentheses after the "if" there should be a relational expression resulting in "True" or "False," but using only an equals sign "=" is attribution and not a comparison. For relational expressions, when you want to compare whether one value is equal to another, two equal signs together "==" are used.</p> <p><u>Python</u> - Equality check relational expressions use the "==" sign. Improper use of "=", which means assignment, where there should be "==" will cause the program not to run.</p>						
CONNECTIONS TO OTHER ANTIPATTERNS:						
- V3 – Assignment using “=” instead of “=”						
EVENTS						
Note: In the code snippets presented below, only the antipattern question of this table was analyzed. If other errors exist, these errors have been handled in other antipatterns.						
EVENT 1 – C						
Student Id: 1781		Total of submissions of the exercise:			7	
The exercise that was being solved: Exercise 2.1						
<p>Error</p> <pre>13 if)(a=b){</pre> <p>Occurred in submission: 4 Observation:</p>				<p>Fixed Error</p> <pre>13 if(a==b){</pre> <p>Fixed on submission: 5 Observation:</p>		
EVENT 2 – C						
Student Id: 2950		Total of submissions of the exercise:			6	
The exercise that was being solved: Exercise 2.1						
<p>Error</p> <pre>9 if(n1=n2)</pre>				<p>Fixed Error</p> <pre>9 if(n1==n2)</pre>		



Occurred in submission: 2 Observation:	Fixed on submission: 5 Observation:
EVENT 3 – C	
Student Id: 1830	Total of submissions of the exercise: 4
The exercise that was being solved: Exercise 3.1	
Error	Fixed Error
5  <code>if(a+b+c=180){</code>	5  <code>if(a+b+c==180){</code>
Occurred in submission: 1 Observation:	Fixed on submission: 2 Observation:
EVENT 4 – C	
Student Id: 3300	Total of submissions of the exercise: 4
The exercise that was being solved: Exercise 3.1	
Error	Fixed Error
13  <code>if (soma = 180){</code>	13  <code>if (soma == 180){</code>
Occurred in submission: 1 Observation:	Fixed on submission: 4 Observation:
EVENT 1 – Python	
Student Id: 4850	Total of submissions of the exercise: 15
The exercise that was being solved: Exercise 3.1	
Error	Fixed Error
<code>if soma=180:</code>	<code>if soma == 180:</code>
Occurred in submission: 2 Observation: For comparison “==” and not “=” is used.	Fixed on submission: 14 Observation:
EVENT 2 – Python	
Student Id: 4890	Total of submissions of the exercise: 6
The exercise that was being solved: Exercise 3.1	
Error	Fixed Error
<code>while d = 180:</code>	<code>while d == 180:</code>
Occurred in submission: 1 Observation:	Fixed on submission: 2 Observation:
EVENT 3 – Python	
Student Id: 4914	Total of submissions of the exercise: 11
The exercise that was being solved: Exercise 3.1	

Error	Fixed Error
<code>if a + b + c = 180:</code>	<code>if a + b + c == 180:</code>
Occurred in submission: 1 Observation:	Fixed on submission: 2 Observation:
EVENT 4 – Python	
Student Id: 2558	Total of submissions of the exercise: 2
The exercise that was being solved: Exercise 4.7	
Error	Fixed Error
<code>if a%2 = 1:</code>	<code>if a%2 == 1:</code>
Occurred in submission: 1 Observation:	Fixed on submission: 2 Observation:
A SUGGESTED SOLUTION	
FOR PROFESSORS	
Explanation using blackboard and projector – reinforce the concept using Kahoot.	
FOR STUDENTS	
Introduce the error into a code and understand the consequences it generates.	



ANTIPATTERN GENERAL DATA	
ID	TITLE
SS2	Not using "else" where it would be appropriate to do so
EXAMPLES:	
(C)	(Python)
<pre> 6 if(a>b){ 7 printf("%d",a); 8 } 9 → if(b>a){ 10 printf("%d",b); 11 } </pre>	<pre> if i<j: print(j) → if j<i: print(i) else: print(i) </pre>


ERROR TYPE:					Syntax	Semantics	X	Style
CONTENT:					- Selection structure: if..else			
IN WHAT LANGUAGE WAS THE MISTAKE MADE?					X	C	X	Python
PROBLEM:								
C and Python - The structure can give the expected result, but since only one of the selections can be true, the second would only need to be checked if the first were false.								
CONNECTIONS TO OTHER ANTIPATTERNS:								
- P_SS1 – Missing “:” at end of “if” or “else” line								
EVENTS								
Note: In the code snippets presented below, only the antipattern question of this table was analyzed. If other errors exist, these errors have been handled in other antipatterns.								
EVENT 1 – C								
Student Id: 1781			Total of submissions of the exercise:			7		
The exercise that was being solved: Exercise 2.1								
<p style="text-align: center;">Error</p> <pre> 6 if(a>b){ 7 printf("%d",a); 8 } 9 if(b>a){ 10 printf("%d",b); 11 }</pre>					<p style="text-align: center;">Fixed Error</p> 			
<p>Occurred in submission: 2 Observation:</p>					<p>Fixed on submission: Observation: The error has not been fixed.</p>			
EVENT 2 – C								
Student Id: 2040			Total of submissions of the exercise:			8		
The exercise that was being solved: Exercise 2.1								
<p style="text-align: center;">Error</p> <pre> 5 if(a>b) 6 { 7 printf(a); 8 } 9 if(b>a) 10 { 11 printf(b); 12 }</pre>					<p style="text-align: center;">Fixed Error</p> 			
<p>Occurred in submission: 1 Observation:</p>					<p>Fixed on submission: Observation: The error has not been fixed.</p>			
EVENT 3 – C								
Student Id: 2061			Total of submissions of the exercise:			3		
The exercise that was being solved: Exercise 2.1								

<p style="text-align: center;">Error</p> <pre> 5 if(a>b) printf("%d\n", a); 6 if(b>a) printf("%d\n", b); 7 if(a==b) printf("Iguais\n"); </pre> <p>Occurred in submission: 1 Observation:</p>	<p style="text-align: center;">Fixed Error</p> <p style="text-align: center;"></p> <p>Fixed on submission: Observation: The error has not been fixed.</p>
EVENT 4 – C	
<p>Student Id: 5730 Total of submissions of the exercise: 6</p>	
<p>The exercise that was being solved: Exercise 3.1</p>	
<p style="text-align: center;">Error</p> <pre> 4 if (a+b+c==180){ 5 printf("sim"); 6 printf("%d %d %d", a, b, c); 7 } 8 if (a+b+c!=180){ 9 printf("nao"); 10 printf("%d %d %d", a, b, c); 11 } 12 </pre> <p>Occurred in submission: 1 Observation:</p>	<p style="text-align: center;">Fixed Error</p> <p style="text-align: center;"></p> <p>Fixed on submission: Observation: The error has not been fixed.</p>
EVENT 1 – Python	
<p>Student Id: 4674 Total of submissions of the exercise: 7</p>	
<p>The exercise that was being solved: Exercise 2.1</p>	
<p style="text-align: center;">Error</p> <pre> if i<j: print(j) if j<i: print(i) else: print(i) </pre> <p>Occurred in submission: 4 Observation: As the above selection structure was set up, before the second "if" an "else" is</p>	<p style="text-align: center;">Fixed Error</p> <p>Attempt (Tentativa) 1:</p> <pre> if i<j: print(j) if j<i: print(i) </pre> <p>Final (Final):</p> <pre> if i<j: print(j) else: print(i) </pre> <p>Fixed on submission: 6 Observation:</p>

required.	
EVENT 2 – Python	
Student Id: 4730	Total of submissions of the exercise: 7
The exercise that was being solved: Exercise 2.1	
Error	Fixed Error
<pre>if(x>y): print("O maior numero e", x) if(x<y): print("O maior numero e", y)</pre>	<pre>if x > y: print("O maior numero e", x) else: print("O maior numero e", y)</pre>
Occurred in submission: 1 Observation:	Fixed on submission: 6 Observation:
EVENT 3 – Python	
Student Id: 4794	Total of submissions of the exercise: 3
The exercise that was being solved: Exercise 2.1	
Error	Fixed Error
<pre>if x > n: print(x) if n > x print(n)</pre>	<pre>if x > n: print(x) else: print(n)</pre>
Occurred in submission: 1 Observation:	Fixed on submission: 3 Observation:
EVENT 4 – Python	
Student Id: 4826	Total of submissions of the exercise: 21
The exercise that was being solved: Exercise 2.1	
Error	Fixed Error
<pre>if m > n: print(m) if m < n: print(n)</pre>	<pre>if m > n: print(m) else: print(n)</pre>
Occurred in submission: 1 Observation:	Fixed on submission: 2 Observation:
A SUGGESTED SOLUTION	
FOR PROFESSORS	
Apply the bench test (table test) in code samples with and without the error, compare the results – reinforce by asking the students to solve some exercises.	
FOR STUDENTS	
Solve exercises, add code errors, and ask classmate to find them.	



ANTIPATTERN GENERAL DATA								
ID	TITLE							
RS2	Control variable is not change							
EXAMPLES:								
(C)			(Python)					
14	while (aux < 3)			while (i<=n):				
15	printf("SIM %d %d %d", a, b, c);			print ord(c[i])				
<table border="0" style="width: 100%;"> <tr> <td style="text-align: center; width: 50%;">→</td> <td style="width: 50%;"></td> </tr> </table>							→	
→								
ERROR TYPE:								
	Syntax	X	Semantics		Style			
CONTENT: - Repetition structure: while								
IN WHAT LANGUAGE WAS THE MISTAKE MADE?								
	X	C		X	Python			
PROBLEM:								
C and Python: The program will go into an infinite loop because, since the control variable is never changed, the result of the condition that controls the repetition will not change either.								
CONNECTIONS TO OTHER ANTIPATTERNS:								
EVENTS								
Note: In the code snippets presented below, only the antipattern question of this table was analyzed. If other errors exist, these errors have been handled in other antipatterns.								
EVENT 1 – C								
Student Id: 3300		Total of submissions of the exercise:			4			
The exercise that was being solved: Exercise 3.1								
Error			Fixed Error					
14	while (aux < 3)		14	while (aux < 3){				
15	printf("SIM %d %d %d", a, b, c);		15	printf("SIM %d %d %d", a, b, c);				
			16	aux++;				
			17	}				
Occurred in submission: 1			Fixed on submission: 3					
Observation: The control variable “aux” was initialized to 0 (zero) but did not change its value within the “while,” generating infinite repetitions.			Observation: Error fixed by adding the increment in line 16.					
EVENT 2 – C								

<p>Student Id: 1781 Total of submissions of the exercise: 12</p>	
<p>The exercise that was being solved: Exercise 4.7</p>	
<p style="text-align: center;">Error</p> <div style="display: flex; align-items: center;"> <div style="border-right: 1px dashed gray; padding-right: 10px; margin-right: 10px;"> <pre> 9 10 □ 11 12 13 </pre> </div> <div> <pre> while(a!=0) { b=b+a; printf("%d",b); } </pre> </div> </div> <p>Occurred in submission: 1 Observation: It will go into infinite repetition because of control variable "a" is not changing its value.</p>	<p style="text-align: center;">Fixed Error</p> <div style="text-align: center; margin-top: 20px;">  </div> <p>Fixed on submission: Observation: The error has not been fixed.</p>
<p>EVENT 3 – C</p>	
<p>Student Id: 4770 Total of submissions of the exercise: 3</p>	
<p>The exercise that was being solved: Exercise 4.7</p>	
<p style="text-align: center;">Error</p> <div style="display: flex; align-items: center;"> <div style="border-right: 1px dashed gray; padding-right: 10px; margin-right: 10px;"> <pre> 6 7 □ 8 □ 9 10 11 </pre> </div> <div> <pre> scanf("%d", &j); while(j != 0){ if((j % 2) != 0){ soma += j; } } </pre> </div> </div> <p>Occurred in submission: 2 Observation: Control variable "j" is initialized (line 6), compared (line 7), but has not changed its value, which should happen between lines 10 and 11.</p>	<p style="text-align: center;">Fixed Error</p> <div style="display: flex; align-items: center;"> <div style="border-right: 1px dashed gray; padding-right: 10px; margin-right: 10px;"> <pre> 6 7 □ 8 □ 9 10 11 12 </pre> </div> <div> <pre> scanf("%d", &j); while(j != 0){ if((j % 2) != 0){ soma += j; } scanf("%d", &j); } </pre> </div> </div> <p>Fixed on submission: 3 Observation:</p>
<p>EVENT 4 – C</p>	
<p>Student Id: 1963 Total of submissions of the exercise: 21</p>	
<p>The exercise that was being solved: Exercise 8.1</p>	
<p style="text-align: center;">Error</p> <div style="display: flex; align-items: center;"> <div style="border-right: 1px dashed gray; padding-right: 10px; margin-right: 10px;"> <pre> 3 int determineSeOrdenado(int n, int vet[]) { 4 int i = 0; 5 while (i < n) { 6 if (vet[i] <= vet [i+1]) { 7 } else { 8 return 0; 9 break; 10 11 } </pre> </div> </div> <p>Occurred in submission: 1 Observation: The control variable "i" of "while"</p>	<p style="text-align: center;">Fixed Error</p> <div style="display: flex; align-items: center;"> <div style="border-right: 1px dashed gray; padding-right: 10px; margin-right: 10px;"> <pre> 3 int determineSeOrdenado(int n, int vet[]) { 4 int i = 0; 5 while (i < n) { 6 if (vet[i] > vet [i+1]) { 7 return 0; 8 break; 9 } 10 i++; 11 } </pre> </div> </div> <p>Fixed on submission: 4 Observation:</p>

did not change its value within the repetition.	
EVENT 1 – Python	
Student Id: 3498	Total of submissions of the exercise: 5
The exercise that was being solved: Exercise 7.4	
Error	Fixed Error
<pre>i=1 while(i<=n): print ord(c[i])</pre>	<pre>i=1 while(i<=n): print ord(c[i]) i=i+1</pre>
Occurred in submission: 2 Observation: Control variable “i” is not change within “while,” causing infinite repetitions.	Fixed on submission: 3 Observation:
EVENT 2 – Python	
Student Id: 4690	Total of submissions of the exercise: 16
The exercise that was being solved: Exercise 7.4	
Error	Fixed Error
<pre>n = int(input()) l = [] while n > 0: c = raw_input() l.append(c)</pre>	<pre>n = int(input()) l = [] c = raw_input() while n > 0: l.append(c) n = n - 1</pre>
Occurred in submission: 1 Observation: Control variable “n” is not changing within “while,” causing infinite repetition.	Fixed on submission: 3 Observation:
EVENT 3 – Python	
Student Id: 4730	Total of submissions of the exercise: 9
The exercise that was being solved: Exercise 7.4	
Error	Fixed Error
<pre>n = int(input("Digite um numero: ")) c = raw_input("Digite uma palavra com", n, " caracteres") x = 0 while n!=0: print(c.chr(x)) x = x-1</pre>	<pre>n = int(input("Digite um numero: ")) while n>0: c = raw_input("Digite os caracteres: ") print(ord(c)) n = n-1</pre>
Occurred in submission: 1 Observation: Disregarding other errors and looking at the "while" repetition structure, the control variable "n" is not changing, causing infinite repetition.	Fixed on submission: 9 Observation:
EVENT 4 – Python	

Student Id:	Total of submissions of the exercise:
The exercise that was being solved:	
Error	Fixed Error
Occurred in submission:	Fixed on submission:
Observation:	Observation:
A SUGGESTED SOLUTION	
FOR PROFESSORS	
Apply the bench test (table test) in code samples with and without the error, compare the results – reinforce by asking the students to solve some exercises.	
FOR STUDENTS	
Introduce the error into a code and understand the consequences it generates.	