

Learning Aided Auctioning for Opportunistic Scheduling in a Wireless Optical Network

Atri Mukhopadhyay, Goutam Das

Abstract— This paper focusses on Service Level Agreement (SLA) based end-to-end Quality of Service (QoS) maintenance across a wireless optical integrated network. The wireless network used is Long Term Evolution/Long Term Evolution-Advanced (LTE/LTE-A) mobile network and the optical network is comprised of an Ethernet Passive Optical Network (EPON). The proposal targets opportunistic allocation of any bandwidth that is available after meeting the SLA requirements. Such an opportunistic allocation is particularly beneficial when networking applications with varying urgency and quality of service requirements are being operated at the user end. The opportunistic allocation is carried out with the help of Vickerey-Clarke-Groves (VCG) auction. The proposal allows the users of the integrated network to decide the payment they want to make in order to opportunistically avail bandwidth. Learning automata is used for the users to converge to the optimal payment value based on the network load. The payment made by the users is later used by the optical network units of the EPON to prepare the bids for the auction. The proposal has been verified through extensive simulations.

Index Terms— EPON, LTE, LTE-A, Service Level Agreement, VCG Auction, Learning Automata, Wireless optical Integrated Networks.

I. INTRODUCTION

OVER the last decade, an exponential increase in the usage of networking devices has paved way for the emergence of innovative applications. These novel networking applications have penetrated several critical sectors like medicine, agriculture, city planning, electric supply and several others. The very operation area makes these applications highly sensitive to quality of service (QoS) parameters [1][2]. Even though solutions like edge computing and cloud computing have been proposed to ease the control traffic burden on the underlying network, still a substantial traffic load is imposed on the network links due to offloading and communication requirements. As a result, the network providers as well as the users are often prepared to take extra precautions in order to support seamless network operation.

The network providers normally offer better network operating conditions by charging higher fees from the user. A network provider is expected to charge a fair amount as there is stiff competition from the other network operators. The user, on the other hand, is often prepared to pay higher amount in order to support their critical applications. For example, a user will always intend to ensure a stable and high data rate connection while attending an important teleconference call that is going to settle a business deal. Hence, the older norms of service level agreements (SLAs) are no

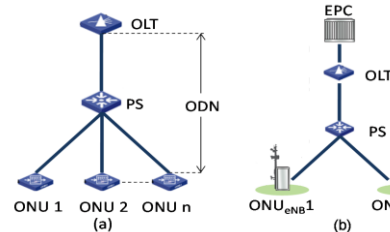


Fig. 1 (a) EPON architecture (b) WWIN architecture

longer applicable in this *new* network scenario. In the older times, maintaining a predefined delay bound for an average data rate and occasional allowance for higher “peak” data rates were sufficient in defining an SLA [3]. However, in this new scenario, a user may have different service requirements for different applications and this situation might lead to multiple SLAs between the user and the network provider, which of course is not very convenient to handle. However, care must be taken to ensure such a co-existence of emergency and non-emergency applications while maintaining a single SLA. In order to achieve such a diverse requirement, the user may agree to pay higher than what was decided in their base SLA whenever they want to carry out a critical application. Once the execution of the critical application has been completed, they may again switch back to the original SLA for non-critical applications. The overall extra payment corresponding to multiple such critical application executions can be settled by the user at the end of every billing period.

However, implementing the “multiple SLA into one SLA” approach in the present-day networks is often a very delicate procedure. An optical network like the Ethernet passive optical network (EPON)² that employs statistical multiplexing in its uplink needs some modifications in its protocol to accommodate this new age scenario.

The statistical multiplexing methodology in EPONs deals with traffic, which usually vary with time. Ideally, in the present diverse application scenario, it is always desirable that the ONU at the user’s end is given more freedom to decide the fate of their own traffic. Therefore, the ONUs must be given admission to the network with an SLA. However, for supporting critical applications, it must be ensured that if the generated traffic rate from the ONU exceeds the SLA, then the excess traffic is transmitted only when the user is willing to pay an additional amount (the excess traffic is the additional traffic required to support the critical

² EPON is a point-to-multipoint access network with no active elements in its distribution network. An EPON consists of an optical line terminal (OLT) located at a central office, a passive splitter (PS) and optical network units (ONUs) located in the user premises (Fig. 1(a)). A multipoint control protocol (MPCP) based interleaved polling with adaptive cycle time (IPACT) is used as a statistical multiplexing technique for uplink [4].

applications). On the other hand, the ONU has the option to decide the payment, depending on the importance of the packets in its buffer. If SLA of any user is violated, the OLT should be imposed with a penalty. Thus, the EPON will also be conservative while distributing bandwidth.

Hence, this kind of scenario with a cost model gets transformed to an optimization problem that has multiple agents (ONUs and OLT). Further, each of the ONUs take decisions independently in a distributed manner. Such a distributed problem can be perfectly solved by a game theoretic approach. Moreover, since the OLT is the only agent that gets to know about the decisions of the other agents (ONUs), the ideal game that fits in to the problem is a sealed-bid auction.

However, if it is agreed upon that a higher price must be paid for the packets that are above the SLA, the user fairness should also be maintained. Let us consider two scenarios.

1. *Scenario A* – The network load is low and only a single ONU is operating above SLA.
2. *Scenario B* – The network load is high and more than one ONU is operating above SLA and the OLT can provide extra bandwidth to only one of the ONUs.

In scenario A, the ONU should be allocated bandwidth in exchange of a minimum cost; since, there is surplus bandwidth available. However, Scenario B is a competitive situation where several ONUs must fight for a limited resource. In such a case, the bandwidth should be allocated to the ONU paying the highest amount. Therefore, the OLT allocates bandwidth to the highest paying ONU opportunistically depending on the scenario.

Unfortunately, an ONU has no direct means of knowing the overall network load as it cannot interact with the other ONUs. So, the ONU must be intelligent enough to learn the network conditions over time. Hence, the ONUs can treat the actions of other ONUs as environmental effect and thus observe the outcome against every action that it takes. Slowly, the ONU will converge towards an optimal decision. However, this procedure has a finite convergence time. Luckily, in any practical time varying network, a load scenario remains approximately constant for a sufficient amount of time. Hence, a learning algorithm like Learning Automata (LA) can be employed. Therefore, EPONs following centralized scheduling and carrying dynamic traffic with delay deadlines is a candidate for a game theory and LA based bandwidth allocation protocol. In the new approach, the ONUs serve as the LA equipped bidders and the OLT serves as the auctioneer.

This approach can also be applied in wireless optical integrated networks (WOINs) where the optical access network is used as the backhaul and the wireless network provides the final connectivity (Fig. 1(b)) [5]-[9]. The primary choice for the optical part of the network is Ethernet/Gigabit passive optical network (EPON/GPON) and for the wireless last mile, long term evolution/long term evolution-advanced (LTE/LTE-A)³ is considered to be the perfect choice [6].

In WOINs, the packets from the user equipments (UEs) of the LTE network, reach the OLT of EPON via ONUs. An LTE base station (eNodeB) is directly connected to an ONU in a WOIN to form a composite unit called ONU_{eNB}⁴.

Hence, in such a scenario, the transmission of a packet from a UE is not only affected by the other UEs directly connected to the same LTE network but also the UEs that are connected to other LTE networks connected by the same EPON. A UE has no way to gather information about the overall network load. Hence, the LA based UEs can efficiently learn before making payments. However, implementing LA in a UE is not recommended as it demands high processing power. Therefore, multi-access edge computing (MEC) may be employed where a MEC server hosted inside a eNodeB runs the algorithm on behalf of the UEs with the help of the information received from the UE [10]. The UEs declare the maximum payment per byte it is ready to make from time to time. This declaration of the maximum payment per byte by the UE corresponds to initiation and completion of execution of a critical application. This approach reduces the cost of UEs and also avoids transmission of large volumes of control information.

In the EPON side, the ONUs aggregate packet from several UEs. Even though packets received from different UEs (different traffic flows) may belong to the same class of traffic, the packets might have different urgency requirements due to the delays they have already suffered in the LTE network. Therefore, for efficient scheduling using IPACT, the ONU must ideally transmit the delay information of all the packets; since, normal class-based priority scheduling does not cover flows within class. Unfortunately, this is bandwidth prohibitive and hence, a summarized information must be sent to the OLT for maintaining efficiency. This summarized information can be the bid value for the ONU, where the bid is the sum of all the payments received from different UEs. Thus, the UEs get an indirect control of the auction procedure taking place in EPON, which is not possible in a centralized scheduling mechanism like IPACT.

For smooth operation, the OLT must ensure truthful bidding in order to carry out a fair allocation. Therefore, second-price auction or Vickrey auction is the obvious choice in the given situation [11]. Further, as multiple bandwidth units are to be allocated to multiple ONUs; therefore, Vickrey-Clarke-Groves (VCG) mechanism is more suited for such an allocation procedure [12].

To summarize, in this paper, we have proposed an Auction based opportunistic resource allocation (AuORA) protocol that performs SLA based dynamic bandwidth allocation (DBA). AuORA runs in conjunction with a Learning Automata based SLA aware algorithm (LASA) to optimize the way the UEs perceive the network. Hence, the LTE UEs aid the ONUs in the bid evaluation process such that the end-to-end QoS of traffic classes involved can be maintained.

The rest of the paper is organized as follows. Section II throws light on the available literature. Section III describes the system model and the primary objectives. Section IV provides details of the proposed algorithms. Section V discusses the simulation model. Section VI showcases the results and discussion followed by the conclusion.

II. RELATED WORK

In this section, we provide a brief overview of the available literature on QoS and SLA based DBA for EPON. A method for supporting differentiated classes of traffic is

³ We will be referring to both LTE and LTE-A networks as LTE from here onwards.

⁴ We will be calling ONU_{eNB} as ONU interchangeably from this point.

available in [13]. The paper mentions use of different queues for supporting different classes of traffic. The authors of [14] have introduced the concept of “*excess distribution*” and they have also used the idea of “*report before data*”. In [15], we find a three phase SLA aware algorithm for user allocation. The proposal of [15] is a natural extension of the excess distribution method of [14]. A similar excess distribution based approach that schedules after taking SLA into consideration is provided in [16]. The authors of [3] propose two algorithms to maintain QoS; Modified delay aware window sizing (M-DAWS) for high-priority traffic and delay aware grant sizing (DAGS) for medium-priority traffic. They further propose an SLA aware differential polling (DP) algorithm. DP algorithm divides the user into multiple groups based on the delay bound of the highest priority packets. The authors of [17] propose a genetic expression programming prediction algorithm for the arrival of traffic. They utilize the predicted traffic arrival value along with the already received report to allocate the grant; thereby, reducing the waiting time for the packets in the queue. In another approach [18], the polling cycle is divided into two sub-cycles; the best effort polling cycle and the real time polling cycle. A P2P live-streaming application aware architecture and protocol is proposed in [19]. The authors of [20] propose a fair excess-dynamic bandwidth allocation (FEX-DBA) that is based on a network utility maximization model. FEX-DBA is an online scheduling algorithm that works efficiently in a stand-alone EPON. Interestingly, an attempt has been made to incorporate auction in the DBA mechanism of EPON as we can find in [21]. In [21], a first price auction has been designed to promote a fair bandwidth sharing among the participating ONUs.

In [22], a dynamic bandwidth allocation algorithm with demand forecasting has been proposed. The proposal reduces the end-to-end delay by using statistical modelling to forecast future bandwidth demands in a 10-gigabit-capable passive optical network. A resource management procedure for optimizing the allocation of GPON resources based on the dynamic adjustment of the SLA parameters according to estimated customer traffic patterns has been proposed in [23]. The work utilizes clustering analysis to segregate users according to their network uses based on real-time and historical data. A joint bandwidth and queue management mechanism for upstream SLA-Oriented QoS in Multi-Tenant and Multi-Service PONs is explored in [24]. The authors of [25], propose a double fair dynamic bandwidth allocation scheme based on user satisfaction. The proposal accommodates fairness both in terms of wavelength allocation and time-slot allocation.

However, most of the above papers mainly focus on QoS enhancement while some of the works aim at providing SLA based treatment. However, to the best of our knowledge, opportunistic scheduling in WDM/EPON has not been considered in the literature. Therefore, we come up with a new scheduling strategy in WDM/EPON that can satisfy delay, fairness and SLA requirements simultaneously.

III. SYSTEM MODEL AND OBJECTIVES

In this section, we illustrate the system model and declare the functionalities of different components of the network (Fig. 2). The OLT performs bandwidth allocation in the

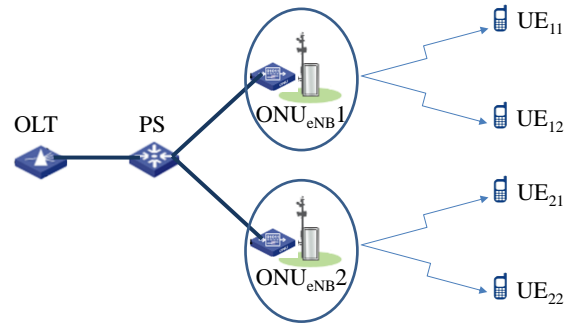


Fig. 2 System Model

EPON and the eNodeB is responsible for bandwidth distribution in the LTE network. The primary objectives of the proposal are described in the following sub-sections.

A. End-to-end QoS Maintenance

Our proposal enforces SLA in order to provide end-to-end QoS. During connection establishment, the ONU and the users (UEs) agree upon an SLA in exchange of a base fare. SLA is defined in terms of average bit rate. If a UE operates within the decided SLA, the ONU must provide enough bandwidth to the UE to meet the SLA. Further, if the ONU fails to provide transmission opportunity for the SLA packets of a certain UE, the ONU has to pay a penalty to the UE.

B. Opportunistic Bandwidth Allocation

Opportunistic bandwidth allocation takes place in the EPON side of the network. After receiving the packets from the UEs, the ONUs are responsible for forwarding the packets to the OLT. Unfortunately, the channel between the ONU and the OLT also has finite bandwidth and it may so happen that the aggregated bandwidth requirement from the ONUs is more than the available bandwidth. In such a situation, the ONU ensures the transmission of the packets (bytes) within SLA (SLA packets (bytes)). Thereafter, ONU tries to forward the packets that are above the SLA (ASLA packets (bytes)). When the bandwidth demand for the ASLA packets is higher than the available bandwidth, the bandwidth is provided on a competitive basis with the help of an auction. The auction is held only on the bandwidth available after the transmission of the SLA packets. Bandwidth is allocated in chunks, i.e., the total bandwidth is divided into finite number of chunks. Therefore, we have a multiple item (chunk) auction with multiple bidders (ONUs). The OLT allocates the chunks to the highest bidders.

IV. THE END-TO-END SCHEDULING

In this section, we describe our proposed packet classification and assignment algorithm (PCA), LASA and AuORA method in details. LASA is a LA based algorithm whereas AuORA is an auction based opportunistic bandwidth allocation mechanism. Both LASA and AuORA can be used for single as well as mixed traffic.

A. Packet Classification and Assignment algorithm

A.1. Packet Classification at the eNodeBs.

In the LTE side, the eNodeBs employ PCA. A separate instance of PCA is executed by the eNodeB for every single UE. PCA directs that the UE i will pay a base price per byte (χ_i) till its uplink transmission is within the SLA. However,

TABLE I. SYMBOLS USED FOR PACKET CLASSIFICATION AND ASSIGNMENT

SYMBOLS	DESCRIPTION
Γ_{SLA}	The number of bytes that should be transmitted over a single time slot to meet SLA.
β_{SLA}^t	Number of bytes in the UE buffer in the t^{th} time step that are marked as within SLA.
β_{ASLA}^t	Number of bytes in the UE buffer in the t^{th} time step that are marked as above SLA.
β^t	Number of bytes in the UE buffer in the t^{th} time step ($\beta^t = \beta_{SLA}^t + \beta_{ASLA}^t$).
P_i	Payment per byte to the eNodeB for the ASLA packets by UE i (learned price).
\bar{P}	$\bar{P} = \max_i P_i^t + 1$.
T_{SLA}^t	Number of bytes within SLA that has been transmitted in the received window in the t^{th} time step.
T_{ASLA}^t	Number of bytes above SLA that has been transmitted in the received window in the t^{th} time step.
T^t	Number of bytes that has been transmitted in the received window in the t^{th} time step ($T^t = T_{SLA}^t + T_{ASLA}^t$).
φ^t	Number of bytes an UE has transmitted over the last N time steps till the t^{th} time step.
Ω	Number of bytes that should be transmitted over the last \mathcal{M} time steps plus current time step to meet SLA.
S	Buffer states.
C	UE buffer capacity.
χ_i	Base price for SLA packets for UE i .
w_{ij}	The value associated with the i^{th} packet of the j^{th} type.
q_{ij}	The maximum possible number of bytes that the i^{th} UE can send on the j^{th} RC.
$\rho_{i,j}$	The payment received from the UE i for the j^{th} RC.
N	The number of UEs.
M	The number of RCs.
ψ_i	Number of SLA bytes that will be dropped by UE i if it is not scheduled in the current TTI.

as the bandwidth requirements of the UE exceed its SLA, the UE has to pay a higher amount per byte. This “increased rate” is a multiple of the base rate.

The i^{th} UE sends the number bytes in its buffer (β_i^t). The UE also informs the eNodeB, the maximum price it is willing to pay per byte ⁵.

The eNodeB keeps track of the number of SLA bytes the UE i has transmitted over the last \mathcal{M} time steps. Let the value be represented by (φ^t). The count is only kept for the transmissions that are within the SLA, which is defined in terms of average bit rate. Let, Ω represent the number of bytes that should be transmitted over the last \mathcal{M} time steps to meet SLA.

$$\varphi^t = \sum_{j=t-\mathcal{M}}^{t-1} T_{SLA}^j; \Omega = (\mathcal{M} + 1)\Gamma_{SLA} \quad (1)$$

where, Γ_{SLA} is the number of bytes that should be transmitted over a single time slot to meet SLA and T_{SLA}^j is the number of SLA bytes that has been transmitted in the j^{th} time step. Thus, in every time step, (φ^t) plus the number of bytes present in the UE buffer (β^t) are checked against (Ω). This step leads to the evaluation of number of SLA and ASLA bytes (β_{SLA}^t and β_{ASLA}^t respectively). This may give rise to three cases:

⁵ Please note that we are discussing about UE i for the t^{th} time interval. Therefore, if there is no ambiguity, we will be dropping the suffixes i and t in the following discussion.

Algorithm 1 PCA Algorithm

Input : $\chi_i, \beta_i^t, \varphi^t, \Omega, C, |S|, q_{i,j}, \bar{P}_i^t$

Output : P_i

1. *Classify packets;*
2. *Identify buffer state 's';*
3. *Select action 'a' from the set A_s ;*
4. *Execute scheduling;*
5. *if UE i is scheduled*
6. *Buffer the incoming packets;*
7. *Calculate the received price;*
8. *else*
9. *Call LASA (Algorithm 2);*
10. *end if;*

* PCA is operated at the eNodeB module of the ONU_{eNB} every TTI (1 ms)

1. $\varphi^t \geq \Omega$ – Here, all the bytes in the buffer are marked as ASLA packets ($\beta_{SLA}^t = 0$; $\beta_{ASLA}^t = \beta^t$).
2. $\varphi^t + \beta^t > \Omega$ and $\varphi^t < \Omega$ – Here, ($\beta_{SLA}^t = \Omega - \varphi^t$) bytes in the buffer are marked as within SLA and the rest of the bytes are marked as ASLA ($\beta_{ASLA}^t = \beta^t - \beta_{SLA}^t$).
3. $\varphi^t + \beta^t \leq \Omega$ – In this case, all the bytes present in the buffer are marked as within SLA ($\beta_{SLA}^t = \beta^t$; $\beta_{ASLA}^t = 0$).

Once, the number of ASLA bytes (β_{ASLA}^t) is calculated, the next step is to calculate the buffer states. The buffer states are normalized value of the β_{ASLA}^t w.r.t buffer capacity and is found by $\text{ceil}\left(\frac{\beta_{ASLA}^t}{C} |S|\right)$, where $|S|$ denotes the number of buffer states and C is the buffer capacity. Depending on the current state, a payment value is being evaluated. The payment value (P_i) is probabilistically decided by using the input from the LASA algorithm (to be discussed in Section IVB). The selected payment value acts as the input to the resource allocation unit of the eNodeB.

A.2. Assignment based scheduling by the eNodeB.

In this sub-section, we describe the assignment based procedure that we employ to schedule the UEs. In this phase, the eNodeB maximizes the earnings in the process of scheduling. We adopt the primary principle of bandwidth scheduling from our previous works [26][27]. As in [26][27], our primary target is to maximize the MAC throughput while enhancing a secondary target, which in our case is the payment from the UE.

First, the entire bandwidth is broken into discrete non-overlapping bandwidth units called resource chunks (RCs). One RC can be allocated only to a single UE. Therefore, the eNodeB first calculates the number of bytes that can be transmitted by a UE over each of the RCs provided the RC is being allocated to the UE. Logically, this value is the minimum of the number of bytes present in the UE buffer and the transmission of number of bytes that the RC physically allows after considering the channel conditions. This calculation leads to the formation of the traffic matrix W . The number of bytes that can be transmitted is given by (2).

$$w_{i,j} = \min(q_{ij}, \beta_i) \quad (2)$$

where, $w_{i,j}$ is the element of traffic matrix W that corresponds to the i^{th} UE and the j^{th} RC; q_{ij} is the maximum possible number of bytes that the i^{th} UE can send on the j^{th}

TABLE II. SYMBOLS USED IN LEARNING AUTOMATA

SYMBOLS	DESCRIPTION
A_s	Set of available actions (set of price levels) in state S .
p_a^t	Probability of choosing action $a \in A_s$ in the t^{th} time step.
\mathfrak{R}_s	Probability vector for A_s .
R_a	Reward after taking action a .
L_a	Penalty after taking action a .
B	Variable that record success ($B = 0$) or failure ($B = 1$)

RC and β_i is the number of bytes present in i^{th} UE's buffer.

Thereafter, each of the elements of the W matrix is multiplied with the payment per byte that is to be received from the UE if the UE is allocated that RC. Hence, three distinct cases may arise for which the payments to be received from the UE ($\rho_{i,j}$) are calculated as:

1. If $\varphi^t \geq \Omega$ then $\rho_{i,j} = P_i w_{i,j}$.
2. If $\varphi^t + w_{ij} > \Omega$ and $\varphi^t < \Omega$ then $\rho_{i,j} = (\Omega - \varphi^t)\chi_i + (w_{ij} - \Omega + \varphi^t)P_i$.
3. If $\varphi^t + w_{ij} \leq \Omega$ then $\rho_{i,j} = \chi_i w_{i,j}$.

Please note that the above cases are similar as the ones described in Section IVA.1. However, here the total received payments are estimated based on the number of bytes that can be transmitted, whereas in Section IVA.1, the packets are classified into SLA and ASLA packets.

Here, we mention that the assignment problem of network allocation requires equal number of elements in both the parties, i.e., the number of UEs (N) should be equal to the number of RCs (M). However, in most of the cases, $N > M$. Therefore, in order to make the cardinality of both the parties same, $(N - M)$ dummy RCs are added. Any UE assigned to a dummy RC will not receive any bandwidth in the current cycle.

Finally, it is essential that the UEs that are still within their SLA and their SLA packets have a risk of being dropped should be given a preferential treatment in the scheduling. Therefore, we ensure that if a user having SLA packets is not allocated in the current cycle and some of its packets are dropped, the eNodeB has to give a penalty. In graphical terms, we make the weight of connecting the UEs to the dummy RCs as the penalty value. The penalty is negative of the number of SLA bytes that will be dropped (ψ_i) multiplied by a number larger than the highest payment level (\bar{P}) We have taken $\bar{P} \in \mathbb{Z}^+$ as $\bar{P} = \max_i P_i + 1$. This approach is taken to ensure that an SLA user is given more priority than an ASLA user. Once the entire matrix is formulated, the eNodeB runs a maximization algorithm (ILP 3-8) to evaluate the allocation.

$$\text{Maximize } \sum_i \sum_j \alpha_{ij} \rho_{ij} - \sum_i \gamma_i \bar{P} \psi_i \quad (3)$$

Subject to,

$$\sum_i \alpha_{ij} = 1, \forall j \quad (4)$$

$$\sum_j \alpha_{ij} \leq 1, \forall i \quad (5)$$

$$\gamma_i + \sum_j \alpha_{ij} = 1, \forall i \quad (6)$$

$$\alpha_{ij} = 0 \text{ or } 1 \quad (7)$$

$$\gamma_i = 0 \text{ or } 1 \quad (8)$$

where, $\rho_{i,j}$ is the payment that the UE i will make to the

Algorithm 2 LASA

Input : $\beta_{ASLA}^t, \beta_{SLA}^t, T^t, \mathfrak{R}_s$

Output : \mathfrak{R}_s
1. Update \mathfrak{R}_s ;

* LASA is operated at the eNodeB module of the ONU_{eNB}

eNodeB if UE i is allocated to RC j ; $\alpha_{i,j}$ is a binary variable, which is equal to 1 if UE i is allocated to RC j . Otherwise, $\alpha_{i,j} = 0$. The constraint (4) implies that an RC can be allocated to only a single UE. The constraint (5) signifies that one UE can get at most one RC. Constraint (6) ensures that UE i is either allocated an RC ($\sum_j \alpha_{ij} = 1$) or the UE is mapped to the dummy RC ($\gamma_i = 1$). Constraint (7) and (8) indicates that α_{ij} and γ_i are binary variables.

The ILP (3-8) is further converted into an assignment problem by following the procedure shown in [27]. Thereafter, we use the well-established Hungarian algorithm for the purpose of solving the assignment problem. The PCA algorithm is summarized in Algorithm 1.

B. LA based SLA aware algorithm at the eNodeB⁶.

In this sub-section, we describe how an eNodeB updates the probability of choosing the payment values using the LA algorithm [28][29]. As already mentioned, we allow multiple levels of payment values according to the state of the queue. We observe that including a single level of payment value may not capture the network load conditions properly. For example, if the network load is relatively low but one UE requires more bandwidth than its prescribed SLA, it is not fair to charge a huge amount from the concerned UE. On the other hand, if there are several UEs contending for the extra bandwidth, a competition among the concerned UEs is the only way to award bandwidth to the UE that is willing to pay more. Hence, we have included more than one levels of rates over the base price.

We employ LASA for the UEs to decide which of the available price levels to use. As the network operation progresses, the instances of the LASA algorithm running at the eNodeB converge to the optimal pricing option. Therefore, if the overall network load is low, there will be fewer number of competing UEs and hence a lower price level will be chosen for the UE. On the other hand, in heavy network loads, a higher price level is more likely to be chosen.

The LA algorithm runs only for the β_{ASLA}^t packets. The descriptions of the variables used in the LA are given in TABLE II. Initially, the probability of choosing all the actions from the action space A_s are equally likely. Hence, the initial conditions for the LA algorithm is given by (9).

$$p_a^1 = \frac{1}{|A_s|}, \quad \forall a \in A_s \quad (9)$$

where, p_a^t is the probability of choosing action a in the t^{th} time step, $|A_s|$ denotes the number of available actions in a given state S .

During the course of learning, the agent updates $p_a^t \forall a \in A_s$ at each time step (t) based on the outcome of the last decision ($B = 0$ (success) or 1 (failure)) from (13). The

⁶ We remind the readers that the MEC servers situated in an eNodeB execute the LA algorithm on behalf of the UEs.

outcome is the reward or penalty (R_a or L_a) received by the UE after choosing the action a . The outcome of the decision depends on the requested and the received bandwidth from the ONU and also on whether the ONU is able to forward the received packets to the OLT. As an example, the UE pays for transmitting the ASLA bytes. The UE gets the requested bandwidth from the ONU and as a result the packets the being transmitted to the ONU. Unfortunately, the packets received by the ONU may not be further forwarded to the OLT due to excessive load in the EPON. In such a case, the packets are dropped at the ONU if the packets overshoot their delay deadline. Hence, a packet transmitted by the UE may not reach the OLT if the EPON is congested. The event will be marked as a failure. Hence, to provide end-to-end packet delivery information, the ONU provides the packet drop information for the packets that the UE has just transmitted. In such a situation, the probability update is performed only after receiving the packet drop information from the ONU. On the other hand, if a UE is not allocated enough bandwidth to transmit any ASLA packets in the present TTI, the probability update is performed immediately. If all the ASLA packets are transmitted successfully upto the OLT, the outcome is considered as a success event and reward is generated. Otherwise, the outcome is considered as a failure and penalty is generated. Let, T^t be the number of bytes from the t^{th} time interval that can be transmitted by the ONU and P^t be the payment per byte in the t^{th} time interval. The value of R_a and L_a are given as:

$$R_a = \frac{\beta_{ASLA}^t}{P^t}, \quad \text{if } T^t \geq \beta_{ASLA}^t + \beta_{SLA}^t \quad (10)$$

$$L_a = \begin{cases} (T^t - \beta_{SLA}^t - \beta_{ASLA}^t)P^t, & \text{if } \beta_{ASLA}^t + \beta_{SLA}^t > T^t \geq \beta_{SLA}^t \\ -\beta_{ASLA}^t P^t, & \text{otherwise} \end{cases} \quad (11)$$

For the purpose of the algorithm, the Reward (and penalty) value (R_a) is normalized following (12).

$$R_{a,norm} = \frac{R_a - R_{a,min}}{R_{a,max} - R_{a,min}} \quad (12)$$

where, $R_{a,min} = 0$ is the minimum possible value of R_a and $R_{a,max} = \beta_{ASLA}^t$ is the maximum possible value of R_a . Similarly, the penalty (L_a) is also normalized with $L_{a,min} = -\beta_{ASLA}^t \bar{P}$ and $L_{a,max} = 0$. We use this normalized value to update the values of p_a^t in (13).

If $B = 0$:

$$p_a^{t+1} = p_a^t + R_{a,norm}[1 - p_a^t],$$

$$p_j^{t+1} = (1 - R_{a,norm})p_j^t, \forall j \neq a$$

If $B = 1$:

$$p_a^{t+1} = (1 - L_{a,norm})p_a^t,$$

$$p_j^{t+1} = \frac{L_{a,norm}}{1 - |A_s|} + (1 - L_{a,norm})p_j^t, \forall j \neq a \quad (13)$$

In our case, we have multiple UEs (agents). Every single agent takes its actions independently. Moreover, any UE(i) has no idea about the actions taken by UEs(j) where $j \neq i$. The UE(i) considers all the outcomes due to the actions taken by the other UEs as environmental factor. UE(i)

therefore gets an abstract view of the environment conditions without having to interact with any other UE.

C. Auction based opportunistic resource allocation protocol

C.1. An offline protocol.

AuORA is an offline protocol. It follows report before data format, i.e., report is transmitted at the beginning of the transmission slot [14]. This approach helps in reducing the idle time created between cycles due to DBA processing. It is expected that if report before data is used and the nearest ONU is polled first then there will be very little idle time. We believe that other options like performing DBA just after receiving the report message from the $(\Phi - 1)^{th}$ ONU is not advisable as the results will drift from the optimum values. In this description, ' Φ ' is the number of ONUs. For even better performance, one can schedule the ONU with the largest transmission window at the end of the cycle.

C.2. Report Preparation.

Bid preparation is the most essential part of the AuORA protocol. The entire responsibility of preparation of bids lies with the ONU, since they are the bidders/purchasers of bandwidth from the OLT. According to AuORA, every ONU must follow the same guidelines. The basic idea of the protocol is that if an ONU needs more bandwidth, it has to pay more.

The bids are simply created by summing up the total payment received by the eNodeBs from the UEs for the ASLA packets.

$$v_n = \sum_{i \in \mathfrak{I}} P_i \quad (14)$$

where, v_n is the bid value of the n^{th} ONU, P_i is the payment received for packet i and \mathfrak{I} is the set of ASLA packets.

Our proposal indirectly incorporates the load scenario in the LTE network while performing scheduling in EPON. Therefore, if there is any urgent packet from the LTE side, it will come with a higher payment and will be given a preferential treatment. Further, the ONU must also ensure that it can transmit the SLA packets. Thus, once the SLA packets are transmitted, we ensure an expedited treatment to any ASLA packet seeking immediate transmission. Thus, the n^{th} ONU reports the number of SLA packets, the number of ASLA packets and the bid for the bandwidth purchase. The format of the report for the n^{th} ONU is $(R_{SLA,n}, R_{ASLA,n}, v_n)$, where, $R_{SLA,n}$ is the number of chunks required to transmit the SLA packets, $R_{ASLA,n}$ is the number of chunks required to transmit the ASLA packets and v_n is the bid value. A chunk can be as small as a single byte. In any case, the total number of chunks available in the system is restricted by the cycle length, which is 2 ms in our case.

Since, we operate VCG auction mechanism [37]; the ONU that wins the bandwidth will always pay an amount which is less than its bid. Hence, the profit of the ONU is the difference between the bid that it places and the actual payment that it makes to the OLT. Further, please note that the valuation of the ONU is equal to the bid value (which is obtained from the payment from the UEs). This happens because VCG ensures truthful bidding.

C.3. Queue Management.

In order to maintain proper QoS, the ONU maintains three queues. The first one is for highest priority real-time traffic (voice), the second one is for the medium priority real-time traffic (video) and the third one is for best effort traffic (data). The packets in the real-time queues are arranged in the order of their arrival.

Upon receiving a packet, we assign a weight and value to it. Typically, the weight of the i^{th} packet (w_i) is its size and the value (ϑ_i) is the payment received from the UE for that packet. These stored values serve two purposes. Firstly, they help in the Report message generation. Secondly, they help in the procedure of marking a packet for transmission.

We mention here that we do not follow strict priority scheduling where packets from a lower priority queue are transmitted only when all its higher priority queues are empty. We maximize the payment received by transmitting the most valued packets. The packets that are marked to be transmitted in the current cycle may belong to any of the three queues. Further, the packet within SLA are always transmitted before the packets above SLA.

C.4. VCG auction and bandwidth allocation.

The responsibility of bandwidth allocation lies with the OLT. First, the OLT reserves the bandwidth required for transmission of the SLA packets. This step is taken in order to ensure that an ONU is not starved because of richer and bandwidth hungry ONUs.

Having received all the bid values (v_n) and reserving the bandwidth for SLA packets for all ONUs, the OLT initiates the allocation procedure for the excess bandwidth.

Please note that the allocation is essentially a fractional knapsack problem. In a fractional knapsack problem, whole items are inserted in the knapsack as long as possible. Finally, when there is not enough capacity left in the knapsack to insert a whole item, a fraction of the item is inserted into the knapsack. The problem is defined as,

$$\text{Maximize } \sum_n \alpha_n v_n \quad (15)$$

Subject to,

$$\sum_n \alpha_n R_{ASLA,n} \leq C \quad (16)$$

$$0 \leq \alpha_n \leq 1 \quad (17)$$

where, C is the bandwidth left after taking care of the SLA packets, $R_{ASLA,n}$ is the requirement of the n^{th} ONU and v_n is the price that the n^{th} ONU is prepared to pay on receiving the allocation. α_n is a decision variable where, $\alpha_n = 0$ indicates that the n^{th} ONU is not allocated any bandwidth. On the other hand, $0 < \alpha_n \leq 1$ indicates allocation.

It is well known that a fractional knapsack problem can be optimally solved using a greedy algorithm after sorting the items in a decreasing order of the ratio $\left(\frac{v_n}{R_{ASLA,n}}\right)$. Then, the allocation is done following the evaluated order.

Once, the allocation is completed, the next step is to receive the payment from an allocated ONU in exchange of

TABLE III. SYMBOLS USED IN REPORT PREPARATION AND VCG AUCTION

SYMBOLS	DESCRIPTION
\mathfrak{S}	Set of ASLA packets.
R	Number of requested bytes.
$R_{ASLA,n}$	Requirement of the n^{th} ONU for the ASLA packets.
$R_{ASLA,n}$	Requirement of the n^{th} ONU for the SLA packets.
v_n	Bid value of the n^{th} ONU.
k_n^*	Optimal allocation when the n^{th} ONU is present.
k_{-n}^*	Optimal allocation when the n^{th} ONU is absent.
$\wp(k)$	Total price of the Bandwidth chunks as per allocation.
τ_n	VCG discount for the n^{th} ONU.
\mathcal{H}_n	Payment made by the n^{th} ONU.
ϖ_n	Number of bandwidth chunks allocated to the n^{th} ONU in the VCG auction for the ASLA packets.
ϑ_{ij}	The value associated with the i^{th} packet of the j^{th} type.
G	The allocated bandwidth.

the number of chunks. The payment evaluation is computed according to the principles of VCG auction mechanism. VCG is a second price auction and therefore, the concerned ONU (an agent in auctioning terms) has to pay a sum which is lower than its bid value (discounted value) [30]. The idea behind the discount is that an allocated agent makes a contribution to the system. If the agent was not present in the system, the system would have collected lesser profit. Hence, the agent is given a discount over its bid value that is equal to the profit that is earned by the system due to the presence of the agent in the system. This discount is the profit of the ONU in the packet transmission.

Let k_n^* and k_{-n}^* be the optimal assignments when the n^{th} ONU is present and absent respectively. Similarly, let $\wp(k_n^*)$ and $\wp(k_{-n}^*)$ be the prices of the resources as per the bid values. Therefore, the profit brought by n^{th} ONU is given by (18).

$$\tau_n = \wp(k_n^*) - \wp(k_{-n}^*) \quad (18)$$

Hence, the auctioneer gives a discount of τ_n to n^{th} ONU and the price that the n^{th} ONU needs to pay is given by (19).

$$\mathcal{H}_n = \left(\frac{v_n}{R_{ASLA,n}}\right) \varpi_n - \tau_n \quad (19)$$

Where, ϖ_n is the number of chunks allocated by the VCG auction to the n^{th} ONU.

C.5. Packet transmission.

This sub-section describes the policy adopted for marking a packet so that it can be transmitted in the current cycle. First, the SLA packets are marked for transmission and the bandwidth required for their transmission is deducted from the total available bandwidth. Thereafter, the ONU selects the packets having the highest payments from the three queues. In other words, the ONU seeks to maximize the profit earned by sending its buffered packets by fitting them into the remaining bandwidth. This requirement matches with that of a knapsack problem. The problem is formally defined as follows.

Algorithm 3 AuORA

Input : P_i
Output : T^t
1. *Prepare Bids;*
2. *Receive Grant from OLT;*
3. *Check for delay deadlines of the packets;*
4. *if packet delay is within deadline*
5. *Forward packets to OLT if Bandwidth is available;*
6. *Update T^t ;*
7. *else*
8. *Drop packet;*
9. *end if;*
10. *if all packets received from a particular UE in a single TTI*
 are either forwarded or dropped;
11. *Call LASA (Algorithm 2);*
12. *end if;*

* AuORA is operated at the ONU module of the ONU_{ENB} every EPON cycle (2 ms)

$$\text{Maximize } \sum_i \sum_j \alpha_{ij} \vartheta_{ij} \quad (20)$$

Subject to,

$$\sum_i \sum_j \alpha_{ij} w_{ij} \leq G \quad (21)$$

$$\alpha_{ij} = 0 \text{ or } 1 \quad (22)$$

where, $j \in \{\text{voice}, \text{video}, \text{data}\}$, $\alpha_{i,j}$ is a binary variable indicating the scheduling information of the i^{th} packet of the j^{th} type, ϑ_{ij} is the value associated with the i^{th} packet of the j^{th} type, $w_{i,j}$ is the size of the i^{th} packet of the j^{th} type and G is the allocated bandwidth.

In order to minimize the execution time of the algorithm, the knapsack algorithm is executed with the help of greedy algorithm. Greedy algorithm works perfectly when there is divisible item in the knapsack (fractional knapsack). Unfortunately, in EPONs, a packet cannot be divided and hence, knapsack should ideally be solved using dynamic programming. However, using dynamic programming makes the processing of the problem beyond practical limits. Therefore, even though greedy gives slightly sub-optimal results, we use it for solving the knapsack. We believe that the ONU will have finite number of packets to deal with while solving the knapsack and hence the processing time complexity will remain within practical limits.

C.6. Reward/Penalty Feedback.

This sub-section deals with the details of how the ONU gives a rewards/penalty feedback to the LASA module of the ONU in order to aid the LA algorithm. As we have already mentioned, a packet received over the wireless interface may get dropped in the EPON. In such a situation, the ONU must return the payment received from the concerned UE and provide a feedback such that the UE becomes more successful in the subsequent attempts. Therefore, ONU records the information about the status of the packets after they are transmitted or dropped. The ONU feeds this value to the LA framework with the correct action (bid value) so that the action probabilities (p_a^{t+1}) can be updated for the next time slot. The steps of AuORA are summarized in Algorithm 3.

V. SIMULATION MODEL

The simulation model has been developed using OM-NeT++ network simulator.

The EPON has been built according to the guidelines giv-

TABLE IV. EPON PARAMETERS [4]

PARAMETER	VALUES
Propagation delay	uniformly distributed between [50,100] μ s
Link speed	1 Gbps
No. of ONUs	16
Guard Interval	5 μ s
Max. cycle time for Limited IPACT	2 ms
ONU buffer capacity	10 mega bytes

TABLE V. LTE PARAMETERS [31][38]

PARAMETER	VALUE
Scenario	Uma
Inter-site Distance	500 m
System Bandwidth	10 MHz
Center Frequency	2 GHz
No. of PRBs (n_{PRB})	50 (48 for data)
No. of PRBs in a RC	6
Path loss (PL) Model	Non Line of Sight
Shadowing Standard Deviation	4 dB
UE Max Transmit Power (P_{max})	24 dBm
Uplink Power Control (PC)	$\max(P_{max}, P_o + \alpha P + 10 \log_{10} n_{PRB})$
α for PC	1.0
P_o for PC	-106 dBm
UE Distribution	Poisson Point Process (PPP)
Traffic Model	Two State Markov VoIP
Simulation duration	10 seconds (10,000 iterations)
MCS	QPSK, 16-QAM, 64-QAM with varying code-rates as given in [31]

en in [4]. The parameters used in the simulation are summarized in TABLE IV.

A seven-cell scenario has been considered in the LTE network, where a single cell is surrounded by six first tier cells. The work assumes that the center cell is the serving cell and the first-tier cells provide the interfering signal power. All the measurements have been taken in the center cell and only the packets coming from the center cell is fed to the EPON. However, as the throughput from the center cell is limited to 10 Mbps, we have used 90% of the EPON link for background traffic and only 10% of the EPON capacity is used for backhauling the LTE traffic. The UEs have been deployed in the cells by following a Poisson point process. Uplink transmission power control and MCS have been considered as per the guidelines provided in [38]. Block fading channel model has been used, where the channel conditions remain constant over a TTI [39]. The details of the simulation parameters are listed in TABLE V.

We have used a single class of traffic for illustrating the performance of AuORA. However, the simulation can be easily extended to multiple traffic with varying priorities. Further, as a user initiates a critical application execution, a flag for agreeing to pay higher for better service is set. Thus, the critical application traffic is treated as ASLA packets and the network provides better service on a competitive basis.

A. Benchmarks

For the comparisons, Dynamic Hungarian Algorithm with Modification (DHAM) [26] has been used in the LTE network. We have used the combination of DHAM because to the best of our knowledge, it is the most efficient protocol available in LTE.

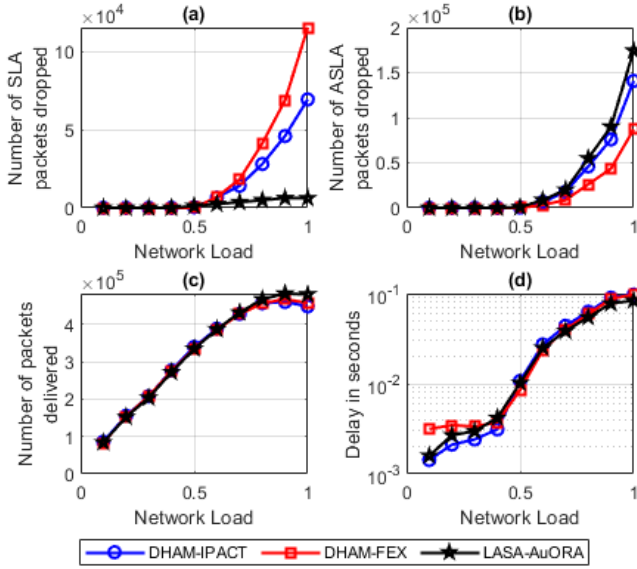


Fig. 3 End-to-end performance of the LASA-AuORA algorithm – loads of all the ONUs are varying; SLA – 10% of Network Load (a) Number of SLA packets dropped vs Network Load. (b) Number of packets forwarded vs Network Load. (c) Delay vs Network Load.

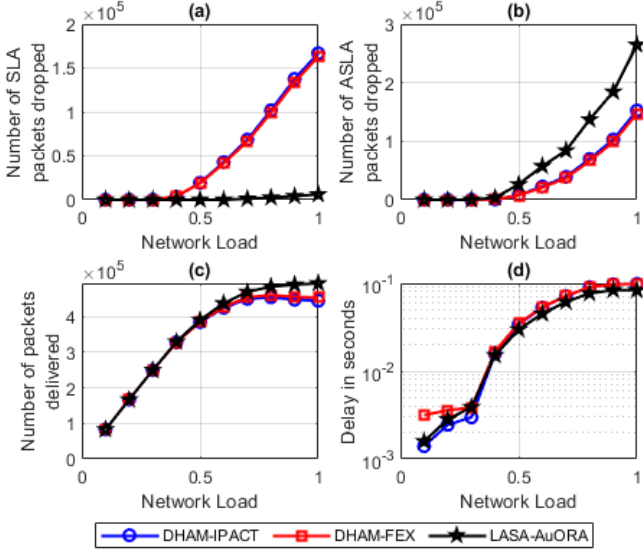


Fig. 4 End-to-end performance of the LASA-AuORA algorithm – loads of all the ONUs are varying; SLA – 50% of Network Load (a) Number of SLA packets dropped vs Network Load. (b) Number of packets forwarded vs Network Load. (c) Delay vs Network Load.

For the EPON Network we have used two different protocols for the comparative studies –

- Interleaved Polling with Adaptive Cycle Time [4].
- Fair excess-dynamic bandwidth allocation [20].

VI. RESULTS AND DISCUSSIONS

A. End-to-end Performance

The performance of the AuORA algorithm working in tandem with LASA has been evaluated and discussed in this sub-section.

Through simulations, we find that the LASA along with the AuORA (LASA-AuORA) algorithm transmits majority of the SLA packets even when the network load is high. The result is clearly demonstrated in Fig. 3a and Fig. 4a. This happens because AuORA ensures that the SLA packets are first transmitted in every cycle. However, we observe a very

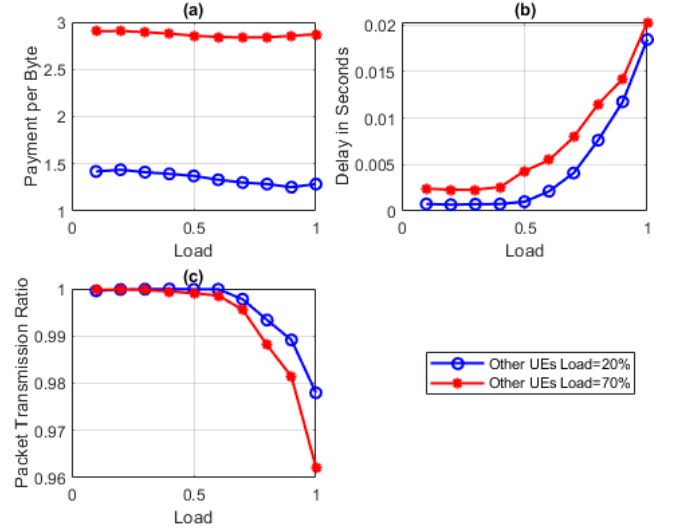


Fig. 5 Learning performance of the LASA algorithm in different network load conditions (a) Payment per Byte vs Network Load. (b) Delay vs Network Load. (c) Packet Transmission Ratio vs Network Load.

low percentage of SLA packets being dropped at heavy network loads because the packets have already suffered high delay in the LTE network and cannot wait for even the very first transmission opportunity in the EPON. On the other hand, IPACT and FEX-DBA do not explicitly reserve bandwidth for the SLA packets and hence, show lesser efficiency when it comes to delivery of SLA packets. The same trend is observed when SLA packet arrival rate is 10% and 50% of the total network capacity.

Whereas, the SLA packets are accommodated at the expense of the ASLA packets and as a result, LASA-AuORA drops higher number of ASLA packets than IPACT and FEX-DBA (Fig. 3b and Fig. 4b). Here, we should note that the ASLA packets corresponds to the critical applications and hence, the higher drop of ASLA packet by LASA-AuORA might seem counter-intuitive. However, we emphasize that our priority is to successfully transmit the SLA packets. Thereafter, the critical packets outside SLA are served on a competitive basis. As a result, all the users might not receive enough transmission opportunity for their ASLA packets and hence, the higher drop.

Interestingly, owing to the end-to end quality control provided by the LASA-AuORA algorithm, the overall packet delivery is more efficient. We can see this clearly from Fig. 3c and Fig. 4c. Whereas, IPACT and FEX-DBA do not take any extra measure to expedite the transmission of the packets that are on the verge of crossing the delay deadlines. As a result, they induce higher packet loss as compared to LASA-AuORA algorithm.

Similarly, as LASA-AuORA tries to minimize the number of packets that cross delay deadlines, the overall delay performance of LASA-AuORA is also better than the benchmarks (Fig. 3d and Fig. 4d).

B. Effect of Network Load on Learning of the UEs

In this sub-section, we illustrate that the efficiency of the LASA algorithm. First, we mark two UEs and vary their traffic load. We enable these two marked UEs with the capability of learning so as to efficiently decide on the payment per byte for their ASLA transmissions. All the unmarked UEs do not possess any learning capabilities. Hence,

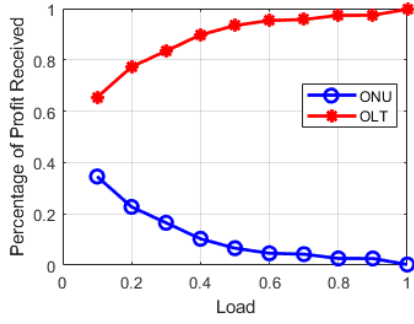


Fig. 6 Profit Sharing between OLT and ONU.

the unmarked UEs only pay the base price for the ASLA packets. Thereafter, we generate two scenarios –

- In the first scenario, the unmarked UEs transmit packets at 20% of the network load.
- In the second scenario, the unmarked UEs transmit at 70% of the network load.

In Fig. 5a, we observe that the learning performance is indeed dependent on the network conditions. Since, the overall network load is much higher in Scenario 2; the marked UEs have to pay a much higher price per bit in order to transmit their ASLA packets. The higher payment ensures comparable performance in Scenario 1 and Scenario 2, in terms of packet delay and packet transmission ratio as can be seen from Fig. 5b and Fig. 5c. However, the delay is slightly higher in Scenario 2 because the overall network load is higher. The packet transmission ratio is slightly lower in Scenario 2 for the same reason.

C. Profit sharing between the ONU and the OLT

In this sub-section, we illustrate the sharing of the collected credits from the UEs between the OLT and the ONU. The ONUs simply collect the money received from the UEs and prepare the bid for their operation. The OLT allocates bandwidth in exchange of the payment. Since, an auction procedure is being used for bandwidth allocation, it is expected that the OLT will always end up with the major share of the money. The ONU, on the other hand, receives slight profit as the second price VCG auction is used. The profit distribution can be clearly seen in Fig. 6.

When the network load is low, the competition among the ONUs is less severe. The bandwidth demand is often lower than the availability of bandwidth slots. Since, VCG is employed, when the bandwidth demand is lower than available bandwidth, the ONU receives the extra bandwidth free of cost. Bandwidth is allocated free of cost because the discount that is given to a player is equal to the benefit it provides to the system. In this case, if the ONU is absent, the bandwidth is not utilized. Therefore, the ONU receives 100% discount. As a result, the profit share of the ONU is much higher in case of lower network loads. As the network load gradually increases, the network demand exceeds the network availability and the profit of the OLT increases.

CONCLUSION

In this paper, we have proposed an end-to-end mechanism for QoS enhancement in a Wireless Optical Integrated Network. The proposal is targeted towards enhancing user experience when networking applications of different urgency are being operated by a user. The scheduling in the LTE

network depends on the SLA of the UEs and also on the payments that the UE is ready to make for the packets that are above SLA. The payment received in the wireless transmission is used to prepare the bids in the VCG auction that takes place in the EPON. Thus, the UEs, through their payments have an indirect control over the scheduling in the EPON. The AuORA protocol along with the LASA protocol provides SLA guarantees. The model of the AuORA protocol is in line with the supply-demand idea of Economics. The entity that wishes more bandwidth needs to pay a higher amount to acquire it, in case the demand is more than the supply.

REFERENCES

- [1] W. Shi, J. Cao, Q. Zhang, Y. Li, and L. Xu, "Edge computing: Vision and challenges," *IEEE Internet of Things Journal*, vol. 3, no. 5, pp. 637–646, Oct 2016.
- [2] X. Chen, Q. Shi, L. Yang and J. Xu, "ThriftyEdge: Resource-Efficient Edge Computing for Intelligent IoT Applications," in *IEEE Network*, vol. 32, no. 1, pp. 61–65, Jan.-Feb. 2018.
- [3] A. Dixit, B. Lannoo, G. Das, D. Colle, M. Pickavet and P. Demeester, "Dynamic bandwidth allocation with SLA awareness for QoS in ethernet passive optical networks," *IEEE/OSA Journal of Optical Communications and Networking*, vol. 5, no. 3, pp. 240–253, Mar. 2013.
- [4] G. Kramer, B. Mukherjee, G. Pesavento, "IPACT: A Dynamic Protocol for Ethernet PON (EPON)," *IEEE Communications Magazine*, vol. 40, no. 2, pp. 74–80, Feb. 2002.
- [5] G. Shen, R. S. Tucker, C-J Chae, "Fixed Mobile Convergence Architectures for Broadband Access: Integration of EPON and WiMAX," *IEEE Communications Magazine*, vol. 45, no. 8, pp. 44–50, Aug. 2007.
- [6] C. Ranaweera, E. Wong, C. Lim, A. Nirmalathas, "Next Generation Optical-Wireless Converged Network Architectures," *IEEE Network*, vol. 26, no. 2, pp. 22–27, Mar.-Apr. 2012.
- [7] M. A. Ali, G. Ellinas, H. Erkan, A. Hadjiantonis, R. Dorsinville, "On the Vision of Complete Fixed-Mobile Convergence," *Journal of Lightwave Technology*, vol. 28, no. 16, pp. 2243–2357, Aug. 2010.
- [8] K. Ramantas, K. Vlachos, A.N. Bikos, G. Ellinas, A. Hadjiantonis, "New unified PON-RAN access architecture for 4G LTE networks," *IEEE/OSA Journal of Optical Communications and Networking*, vol. 6, no. 10, pp. 890–900, Oct. 2014.
- [9] A. Mukhopadhyay, G. Das, "A Ring-Based Wireless Optical Network to Reduce the Handover Latency," *IEEE/OSA Journal of Lightwave Technology*, vol. 33, no. 17, pp. 3687–3697, Sep. 2015.
- [10] N. Abbas, Y. Zhang, A. Taherkordi and T. Skeie, "Mobile Edge Computing: A Survey," in *IEEE Internet of Things Journal*, vol. 5, no. 1, pp. 450–465, Feb. 2018.
- [11] W. Vickrey, "Counter speculation, auctions, and competitive sealed tenders," *Journal of Finance*, vol. 16, no. 1, pp. 8–37, Mar. 1961.
- [12] E. Clarke "Multi-part pricing of public goods," *Public Choice*, vol. 11, no. 1, pp. 17–23, 1971.
- [13] G. Kramer, B. Mukherjee, S. Dixit, Y. Ye, and R. Hirth, "Supporting differentiated classes of service in Ethernet passive optical networks," *Journal of Optical Networking*, vol. 1, no. 8, pp. 280–298, Aug.-Sep. 2002.
- [14] C. M. Assi, Y. Ye, S. Dixit and M. A. Ali, "Dynamic bandwidth allocation for quality-of-service over Ethernet PONs," *IEEE Journal on Selected Areas in Communications*, vol. 21, no. 9, pp. 1467–1477, Nov. 2003.
- [15] D. Nowak, J. Murphy and P. Perry, "Bandwidth allocation in DiffServ-enabled ethernet passive optical networks," *IET Communications*, vol. 3, no. 3, pp. 391–401, Mar. 2009.
- [16] S. I. Choi and J. Park, "SLA-Aware Dynamic Bandwidth Allocation for QoS in EPONs," *IEEE/OSA Journal of Optical Communications and Networking*, vol. 2, no. 9, pp. 773–781, Sept. 2010.
- [17] J-Y. Lee, I-S. Hwang, A. T. Liem, K. R. Lai, A.A. Nikoukar, "Genetic expression programming: a new approach for QoS traffic prediction in EPONs," *Springer Photonic Network Communications*, vol. 25, no. 3, pp. 156–165, Jun. 2013.
- [18] H-T. Lin, C-L. Lai and C-L. Liu, "Design and analysis of a frame-oriented dynamic bandwidth allocation scheme for triple-play services over EPONs," *Elsevier Computer Networks*, vol. 64, pp. 339–352, May, 2014.

- [19] A. T. Liem, I. S. Hwang, A. Nikoukar, C. Z. Yang, M. S. Ab-Rahman and C. H. Lu, "P2P Live-Streaming Application-Aware Architecture for QoS Enhancement in the EPON," *IEEE Systems Journal*, vol. PP, no. 99, pp. 1-11, 2016.
- [20] N. Merayo, P. Pavon-Marino, J. Aguado, R. Durán, F. Burrull, and V. Bueno-Delgado, "Fair Bandwidth Allocation Algorithm for PONs Based on Network Utility Maximization," *Journal of Optical. Communications and Networking*. vol. 9, pp 75-86, 2017.
- [21] A. R. Hedayati, M. N. Fesharaki, K. Badie and V. Aghazarian, "Arishtat: auction-based dynamic bandwidth allocation method in Ethernet passive optical networks," *IET Communications*, vol. 5, no. 15, pp. 2116-2124, Oct. 2011.
- [22] K. A. Memon, K. H. Mohammadani, A. A. Laghari, R. Yadav, B. Das, W. U Tareen, X. Xin, "Dynamic bandwidth allocation algorithm with demand forecasting mechanism for bandwidth allocations in 10-gigabit-capable passive optical network," *Optik*. vol. 183, pp 1032-1042, Apr. 2019.
- [23] N. E. Frigui, T. Lemlouma, S. Gosselin, B. Radier, R. Le Meur and J. Bonnin, "Dynamic reallocation of SLA parameters in passive optical network based on clustering analysis," *2018 21st Conference on Innovation in Clouds, Internet and Networks and Workshops (ICIN)*, Paris, 2018, pp. 1-8.
- [24] F. Slyne and M. Ruffini, "Joint Dynamic Bandwidth and Queue Management for Upstream SLA-Oriented QoS in Multi-Tenant, Multi-Service PONs," *IEEE ONDM*, May 2020.
- [25] N. Zhan, C. Gan, J. Hui and Y. Guo, "Fair Resource Allocation Based on User Satisfaction in Multi-OLT Virtual Passive Optical Network," in *IEEE Access*, vol. 8, pp. 134707-134715, 2020.
- [26] A. Mukhopadhyay, G. Das, V. S. K. Reddy, "A Fair Uplink Scheduling Algorithm to Achieve Higher MAC Layer Throughput in LTE", in *proc. of IEEE International Conference on Communications (ICC)*, Jun. 2015.
- [27] A. Mukhopadhyay and G. Das, "Low Complexity Fair Scheduling in LTE/LTE-A Uplink Involving Multiple Traffic Classes," in *IEEE Systems Journal*, doi: 10.1109/JSYST.2020.2991325, May 2020.
- [28] K. S. Narendra and M. A. L. Thathachar, "Learning automata: A survey," *IEEE Trans. Syst., Man, Cybern.*, vol. SMC-14, pp. 323–334, 1974.
- [29] K. S. Narendra and M. A. L. Thathachar, *Learning Automata: An Introduction*. Englewood Cliffs, NJ, USA: Prentice-Hall, 1989
- [30] Y. Narahari, "Vickrey-Clarke-Groves (VCG) Mechanisms" in *Game Theory and Mechanism Design*, IISc Lecture Notes Series: vol. 4, May 2014.
- [31] Report ITU-R M.2135-1 Guidelines for evaluation of radio interface technologies for IMT-advanced.
- [32] 3GPP TR 25.892 Technical Report 3rd Generation Partnership Project; Technical Specification Group Radio Access Network; "Feasibility Study for Orthogonal Frequency Division Multiplexing (OFDM) for UTRAN enhancement" (version 6.0.0 Release 6, 2004-06).
- [33] Integration of WiMAX and WiFi: Optimal Pricing for Bandwidth Sharing. Dusit Niyato.
- [34] Cooperative Resource Allocation Games in Shared Networks: Symmetric and Asymmetric Fair Bargaining Models. Siew-Lee Hew.
- [35] A Game Theoretic Framework for Bandwidth Allocation and Pricing in Broadband Networks. Haikel Yaiche.
- [36] Internet Pricing With a Game Theoretical Approach: Concepts and Examples. Xi-Ren Cao.
- [37] T. Groves, "Incentives in Teams". *Econometrica*, vol. 41, no. 4, pp. 617–631, Jul. 1973.
- [38] 3GPP TS 36.213, "LTE: Evolved Universal Terrestrial Radio Access (E-UTRA); Physical layer procedures" (version 8.8.0 Release 8, 2009-10).
- [39] M. Mehta, S. Khakurel and A. Karandikar, "Buffer Based Channel Dependent Uplink Scheduling in Relay-Assisted LTE Networks", in *proc. of IEEE WCNC'12*, pp.1777-1781, Shanghai, Apr. 2012.