

3D Adversarial Attacks Beyond Point Cloud

Jinlai Zhang^{1,*}, Lyujie Chen^{2,*}, Binbin Liu², Bo Ouyang², Qizhi Xie²
 Jihong Zhu^{1,2}, Yanmei Meng¹

¹Guangxi University ²Tsinghua University
 {cuge1995}@gmail.com, {clj19,lbb19,oyb19,xqz20}@mails.tsinghua.edu.cn
 {jhzhu}@mail.tsinghua.edu.cn {gxu_mengyun}@163.com

Abstract

Previous adversarial attacks on 3D point clouds mainly focus on add perturbation to the original point cloud, but the generated adversarial point cloud example does not strictly represent a 3D object in the physical world and has lower transferability or easily defend by the simple SRS/SOR. In this paper, we present a novel adversarial attack, named Mesh Attack to address this problem. Specifically, we perform perturbation on the mesh instead of point clouds and obtain the adversarial mesh examples and point cloud examples simultaneously. To generate adversarial examples, we use a differential sample module that back-propagates the loss of point cloud classifier to the mesh vertices and a mesh loss that regularizes the mesh to be smooth. Extensive experiments demonstrated that the proposed scheme outperforms the state-of-the-art attack methods. Our code is available at: <https://github.com/cuge1995/Mesh-Attack>.

1 Introduction

With the development of deep neural networks (DNNs), it has occupied an key position in the field of computer vision. The threat of adversarial examples that fool the DNNs has gained a lot of attention, and work in computer vision has made significant progress[25, 1]. Since the input form of the DNNs is a numerical vector, the attacker will design a targeted numerical vector to make the DNNs make a misjudgment. This is called an adversarial attack[30]. Different from other attacks, adversarial attacks mainly occur when constructing adversarial data. After that, the adversarial data is input into the DNNs just like normal data and the deceptive recognition result is obtained. In the process of constructing adversarial data, whether it is an image recognition system or a speech recognition system [12, 7, 19, 15, 47], according to how much information the attacker has in the DNNs, it can be divided into the following two situations: White box attack[12, 15]: The attacker can know the parameters used by the DNNs. The attacker can interact with the DNNs in the process of generating adversarial attack data. Black box attack[6, 33]: The attacker does not know the parameters used in DNNs, but the attacker can still interact with the DNNs. For example, it can pass in any input to observe the output.

However, most of them are focus on the digital domain[12, 15, 7, 5], they hard to implemented in real world[14]. To solve this problem, [14, 9, 2, 26] explored the adversarial example in real world system, *i.e.*, the image classifier implemented in a cell-phone and face recognition system. However, the world we are living is 3D, therefore the 3D adversarial attack should be put much attention on.

3D deep learning has achieved state of the art performance across various datasets and tasks [40, 22, 24, 37, 17, 27, 46], and it has implemented in many safety-critical applications such as self-driving cars and robotics. Recently, the adversarial example in 3D has attract many researchers in computer vision community[32, 39, 43, 48, 49, 13, 18]. Among them, the majority algorithms are focus on to

*Equal Contribution

make perturbations in point cloud’s coordinate, many of these attacks have made major changes to the point cloud, making the point cloud more cluttered and not necessarily representing an object. Therefore, the generated adversarial examples are physical meaningless. The KNN attack [32] and the *GeoA*³ attack [39] also reconstruct the mesh of the generated adversarial examples by point to mesh reconstruction algorithm. However, the reconstruction process may cause some information loss and thus degrade the performance of the adversarial examples.

In this paper, we propose Mesh Attack, a physical meaningful 3D adversarial attack which perform perturbation on the mesh instead point cloud, and obtain the adversarial mesh examples and adversarial point cloud examples simultaneously. To generate adversarial examples, a differential sample module that backpropagate the loss of point cloud classifier to the mesh vertices, and the mesh loss to regularize the mesh to be smooth were used. Attacking directly on the mesh not only avoids the attack of directly modifying the point cloud coordinates, but also makes the object after the attack still an object. For example, the table after the attack is still a table in terms of our human perception or in terms of point cloud representation, but the DNNs will be misjudged. The point cloud characterizes the real world object, and the point cloud networks should also learn the feature of the object. We perturb the object slightly to make our attack more universal, this not only makes our attacks more difficult to be defended by the current point cloud defense algorithm, but also makes our attacks more transferable.

The **main contributions** of this paper are summarized as follows:

- We present a physical meaningful 3D adversarial attack which generate the adversarial mesh examples and adversarial point cloud examples simultaneously.
- The adversarial point cloud examples of Mesh Attack were highly transferable to normally trained point cloud classifier. Moreover, Mesh Attack can be generalized to mesh classifier. To the best of our knowledge, it was the first adversarial attack to mesh classifier.
- Mesh Attack is hard to be defend by the current state-of-the-art point cloud defense algorithms.

2 Related Work

Deep learning on 3D. With the popularity of 3D sensors and the needs of real-world autonomous driving cars and robotics, 3D deep learning has surged recent years. 3D data has many representations, *i.e.*, multi-view RGB(D) images, volumetric, mesh, point cloud, and primitive-based CAD models. Multi-view images and volumetric are regular grids[28, 23], which can directly apply convolution neural networks (CNN). The high computational cost limit the application of multi-view images and volumetric based DNNs. Point cloud represents the real world as a sets of points. After the breakthrough made by Pointnet[22], point cloud has become popular in 3D computer vision community[45, 24, 37, 17, 40, 46]. However, there is no connection between the points of the point cloud, and the surface information of the object will be lacking. In comparison, the mesh representation method has the characteristics of light weight and rich shape details. Therefore, enabling DNNs to process mesh would be promising. MeshNet[10] firstly proposed mesh convolution to process mesh data, which performs well in 3D shape classification and retrieval. Recently, Joseph et al., also introduced BRepNet[16] to segment primitive-based CAD models.

Adversarial attacks on 3D. DNNs are vulnerable to adversarial examples, it was extensively explored in 2D image domain[31, 21, 20, 29]. Recently, it has received huge attention from the 3D vision community. 3D data can be represent as 3D point cloud, 3D volumetric, 3D mesh. Among them, only the adversarial robustness in point cloud has gained attention. [43] first proposed to generate adversarial point clouds examples. However, the generate adversarial point clouds examples are very messy, which can be easily perceivable by humans. The knn attack[32] adopted a kNN distance constraint, a clipping and a projection operation to generate more smooth and imperceptible adversarial point clouds examples. The Geometry-Aware Adversarial Attack (*GeoA*³) [39] further improved the imperceptible to humans. The perturbation based attacks can be removed by statistical outlier removal (SOR) [50] method that removes points with a large kNN distance if the perturbation is too large. To solve this problem, [18] developed the JGBA attack, which is an efficient atkck to SOR defense. Besides, the point drop attack [48] was developed by a gradient based saliency map, which iteratively remove the most important points. Moreover, the AdvPC [13] improved the transferability of adversarial point cloud examples by utilizing a point cloud auto-encoder. Additionally, The

LG-GAN [49] utilized the powerful GANs [11] to generate adversarial examples guided by the input target labels. However, most of those attacks generate physical meaningless adversarial examples via make perturbations in point cloud’s coordinate, making the point cloud more cluttered and not necessarily representing an object.

Adversarial attacks in physical world. To generate adversarial examples in physical world, extensive research has been conducted. Kurakin et al., [14] firstly shown that adversarial examples can still be effective via printing and recapturing using a cell-phone camera. Athalye et al., [2] further improve the robustness of physical adversarial attack under natural noise, distortion, and affine transformation. The AdvPatch attack[3] fool DNNs by pasting an adversarial patch on the printed picture. Inspired by the AdvPatch attack, the adversarial eye-glass [26] and adversarial stickers in traffic sign[9] were proposed. Moreover, the adversarial t-shirts[44] which makes human stealth in the object detector, and the Adversarial Camouflage [8] which generating natural style adversarial examples in physical world. However, the attacks algorithm mentioned above are focus on to fool 2D image classifier or 2D image object detector, which limit their application in 3D area. To generate 3D adversarial examples, Tu et al., [34] add the adversarial mesh on the car’s roof. However, the generate adversarial mesh was not smooth, which can be easily perceived by humans. Another way to perform 3D attack in physical world is LiDAR spoofing attacks[4], but this is hard to implement in real driving condition due to the LiDAR spoofer need to aimed at the LiDAR.

3 Methodology

The pipeline of Mesh Attack is illustrated in Figure 1. It consists of a differential sample module **S** which sampling point cloud from a given mesh M in a differentiably way, and a point cloud classifier **F**. Our purpose is to find a perturbation variable Δ which can be added to the input mesh M to generate the adversarial mesh example M^{adv} and adversarial point cloud example x^{adv} which can fool **F**.

3.1 Problem Definition

Let M denote a clean mesh example and y denote the corresponding true label. For a classifier $F(x) : x \rightarrow y$ that outputs the prediction for an input, the attacker want to generate an adversarial mesh example M^{adv} and adversarial point cloud example x^{adv} which is imperceptible by humans from M but fools the classifier. In this paper, we focus on the white-box untargeted attack. Due to our Mesh Attack pipeline is build upon the C&W attack, we give a brief introduction of C&W attack algorithm in this section.

C&W [5] turn the process of obtaining adversarial examples into an optimization problem.

$$\min_{x^{adv}} L_{Mis}(x^{adv}) + c \cdot L_{Reg}(x^{adv}, x) \quad (1)$$

where the $L_{Mis}(x^{adv})$ can promote the misclassification of x^{adv} , $L_{Reg}(x^{adv}, x)$ is a regularizer term that constrain large difference between x^{adv} and x , c is automated adjusted by binary search, many variants are proposed for point cloud attack[32, 43, 39].

3.2 Mesh Attack

Our Mesh Attack keeps the triangle topology of the original mesh fixed and only updates the vertex positions. We represent the original mesh as $M = (V, F)$, where $V \in \mathbb{R}^{N_V \times 3}$ is the xyz coordinates of vertices and $F \in \mathbb{Z}^{F_V \times 3}$ is the set of triangle faces and encodes each triangle with the indices of vertices. N_V and N_F denote the number of vertices and triangles respectively. The adversarial mesh example is $M^{adv} = (V^{adv}, F)$, where $V^{adv} = V + \Delta$, the Δ is perturbation variable.

Mesh Attack Pipeline. As shown in Figure 1, different from previous point attack algorithms, our adversarial point cloud examples is sampled from the adversarial mesh examples and our Mesh Attack obtain the adversarial mesh examples and adversarial point cloud examples at the same time. The Δ is optimized by minimize the loss. In order to be the same as the input of the point cloud classifier, in this paper, we sample 1024 points from the original input mesh and the generated adversarial mesh examples, which denote as S_1 and S_2 .

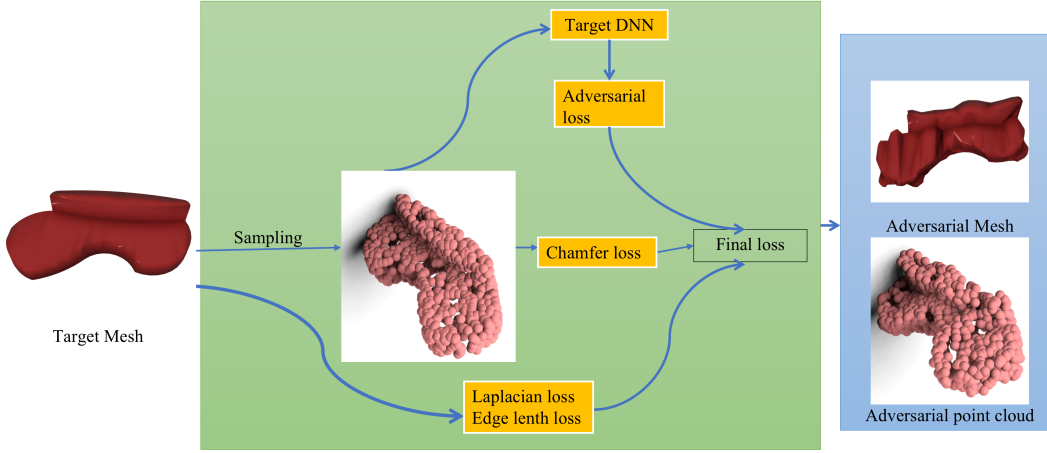


Figure 1: Our attack pipeline

Mesh Attack Losses. Our Mesh Attack’s loss can be divided to two parts, one is cross entropy loss, another one is mesh losses. The mesh loss can be further depart as the chamfer loss, the laplacian loss and the edge length loss.

The chamfer loss is commonly used in the mesh generation literature[38, 35, 36], it regresses the vertices in a mesh to its correct position. It is defined as follows:

$$l_c(S_1, S_2) = \frac{1}{S_1} \sum_{x \in S_1} \min_{y \in S_2} \|x - y\|_2^2 + \frac{1}{S_2} \sum_{y \in S_2} \min_{x \in S_1} \|y - x\|_2^2 \quad (2)$$

where S_1, S_2 represent two sets of 3D point clouds, respectively. The first item represents the sum of the minimum distance between any point x in S_1 and S_2 . The second term means the sum of the minimum distance between any point x in S_2 and S_1 . In this paper, we use the chamfer loss to constrain the geometry distance between the original input mesh and the generated adversarial mesh examples. If this distance is larger, the difference between the meshes is greater; if the distance is smaller, the perceptiveness effect is better.

However, only use the chamfer loss makes the generated adversarial mesh examples self-intersection, and sometimes flying vertices. To handle these problem, we further introduced the laplacian loss and the edge length loss. Which can be defined as follows:

$$\delta_i = V_i - \sum_{k \in \mathcal{N}(i)} \frac{1}{\|\mathcal{N}(i)\|} V_k \quad (3)$$

$$l_{lap} = \sum_i \|\delta_i\|_2^2 \quad (4)$$

where each vertex $i \in M^{adv}$ is denoted as $V_i = (x_i, y_i, z_i)$, and δ_i is the laplacian coordinate for V_i that compute the difference between V_i and the center of mass of its immediate neighbors.

$$l_{loc} = \sum_{\theta_i \in e_i} (\cos \theta_i + 1)^2 \quad (5)$$

where θ_i denotes the angle between the faces that have the common edge e_i .

$$l_{reg} = \lambda_1 l_c + \lambda_2 l_{lap} + \lambda_3 l_{loc} \quad (6)$$

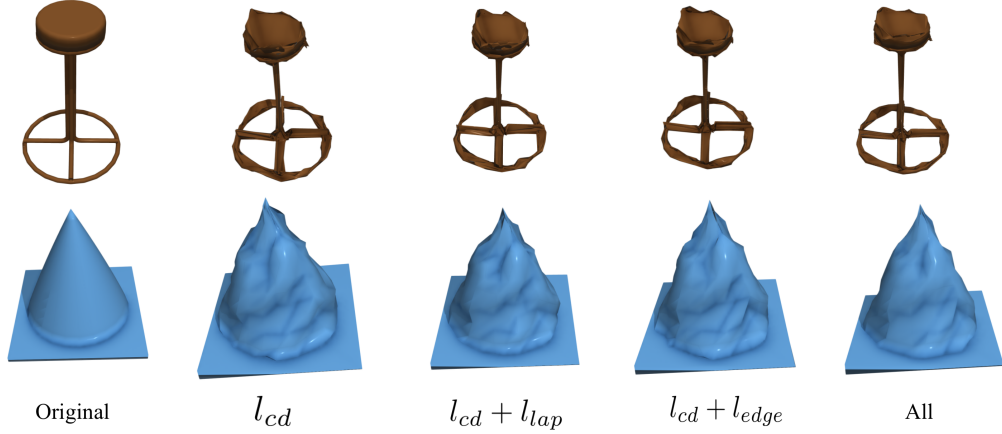


Figure 2: Ablation of the 3 Mesh losses

Thus, the optimization process of our Mesh Attack can be described as follows:

$$\min_{x^{adv}} L_{Mis}(x^{adv}) + c \cdot L_{Reg}(M^{adv}, M) \quad (7)$$

where c is a trade-off between perceiveness and adversarial strength.

4 Experiments

In this section, we present the experimental results to demonstrate the effectiveness of the proposed method. We first specify the experimental settings in Sec. 4.1. Then we conduct two experiments to study the transferability and the robustness under defense in Sec. 4.2 and Sec. 4.3.

4.1 Setup

We use the ModelNet40 [41] dataset, which are mesh files in off format. We firstly select four commonly used networks in 3D computer vision community [46, 42] as the victim model, *i.e.*, PointNet [22], PointNet++ [24], PointConv [40], and DGCNN [37]. We trained them from scratch, the input point cloud is randomly sampled from the normalized mesh surface during each epoch. We set $\lambda_1 = 1.0$, $\lambda_2 = 0.5$, and $\lambda_3 = 0.2$ in all experiments. We implement 10 steps binary search for c , the lower bound is 0 and the upper bound is 80, every step contain a 1500 iterations to optimize the loss. Since our Mesh Attack employed in the whole test set, the point cloud that victim model fails or success to classify are counted in the statistics of our attack performance, we therefore use the classification accuracy as the evaluation metrics. We also adopt the pretrained models kindly provided by IF-Defense[42] to test our Mesh Attack’s transferability to models trained with a fixed set of points per object, which means that the training data for every epoch is these fixed set points. We denote those models as normally trained models in the following section.

4.2 Ablation Study

In this section, we conduct a series of experiments on ModelNet40 test set to analyze the following aspects of our Mesh Attack: 1) Mesh losses, 2) Adversarial strength.

Mesh losses Figure 2 illustrates four groups of adversarial examples with or without the three optional mesh losses. We can clearly see that the generated adversarial mesh examples with all mesh losses are more smooth than those with partly mesh losses.

Adversarial strength Through the visual analysis of the adversarial strength in Figure 3, we can see that as the attack intensity increases, the deformation of the mesh increases.




Figure 3: Ablation of adversarial strength

Table 1: The classification accuracy (%) of untargeted Mesh Attack in ModelNet40 test set [41]

Model	Clean	Pointnet	Pointnet++	DGCNN	PointConv
Pointnet	89.63	3.32	53.93	66.09	52.80
Pointnet++	92.54	70.14	0.97	58.75	58.91
DGCNN	92.34	71.72	50.57	18.60	61.64
PointConv	90.44	70.62	56.44	67.75	6.04

Table 2: The classification accuracy (%) of untargeted Mesh Attack transfer to normally trained models.

Model	Pointnet	Pointnet++	DGCNN	PointConv
Clean	88.41	89.34	91.49	88.49
Pointnet	7.33	11.71	7.78	9.56
Pointnet++	6.97	9.76	7.82	7.58
DGCNN	6.77	9.16	6.36	7.01
PointConv	7.21	11.43	8.23	8.63

Table 3: The classification accuracy (%) of untargeted Mesh Attack transfer to MeshNet [10]

Model	Pointnet	Pointnet++	DGCNN	PointConv
Clean	91.92			
Mesh Attack	27.43	27.19	25.49	30.92

4.3 Transferability of Mesh Attack

In the section, we show the experimental results of the proposed Mesh Attack’s transferability. We firstly shows the transferability to the victim models, and then transferability to the normally trained models, we also perform the transferability experiment of the generated adversarial mesh examples to mesh classifier.

Transfer to victim models. As shown in Table 1, under the attack budget 0.08, our attack have higher attack strength and nice transferability to other victim models.

Transfer to normally trained models. It worth noting that our Mesh Attack have very high transferability to the normally trained models. As shown in Table 2, the generated adversarial point cloud examples have very higher transferability to the normally trained models, the classification accuracy of all normally trained models are under 12%.

Transfer to mesh classifier. Since our Mesh Attack generate the adversarial mesh examples and adversarial point cloud examples simultaneously, we also test the transferability of the generated

Table 4: The classification accuracy (%) of untargeted Mesh Attack under various defense via victim models.

Model	Pointnet	Pointnet++	DGCNN	PointConv
No Defense	3.32	0.97	18.60	6.04
SRS	4.34	3.04	23.87	7.74
SOR	6.00	2.43	16.98	6.60
DUP-Net	7.86	3.69	18.92	8.43
IF-Defense	36.75	41.89	49.35	39.91

Table 5: The classification accuracy (%) of untargeted Mesh Attack under various defense via normally trained models.

Model	Pointnet	Pointnet++	DGCNN	PointConv
No Defense	7.73	9.76	6.36	8.63
SRS	6.93	6.97	6.20	6.77
SOR	7.05	7.94	7.05	7.29
DUP-Net	7.09	8.02	6.56	7.17
IF-Defense	10.82	10.62	10.70	10.37

adversarial mesh examples to MeshNet[10], which was the first DNN based mesh classifier. The results are shown in Table 3. We report the classification accuracy of MeshNet to classify the adversarial mesh examples generated by Pointnet, Pointnet++, DGCNN, and PointConv. The results verified that our Mesh Attack can be generalized to mesh classifier. To the best of our knowledge, it was the first adversarial attack to mesh classifier, which shown that adversarial examples can fool mesh classifier and shown some threat to DNN based mesh research in the future.

4.4 Mesh Attack under Defense

We further verified our Mesh Attack under various defense. As shown in Table 4, the Simple Random Sampling (SRS), and the Statistical Outlier Removal (SOR) [50] defense have almost no defense effect on our Mesh Attack. This is because our adversarial point cloud examples are directly sampled from the surface of the mesh, and there are almost no abnormal point. This also works for DUP-Net due to the The DUP-Net is to upsample point cloud to reduce the adversarial effect. Even the state of the art defense method IF-Defense can only achieve 50% classification accuracy. Moreover, we also test the transferability of defended adversarial point cloud examples to normally trained models. As shown in Table 5, our Mesh Attack’s adversarial effect still exist under various defense algorithm, which shown huge threat to many real world applications due to most of point cloud models are trained in a fixed set points fashion. Additionally, we compare our Mesh Attack with the point perturbation attack[43], KNN attack[32], Drop point attack[48] under various defense algorithms. The results are shown in Table 6, we can see that our Mesh Attack is hardest to defend.

5 Conclusion

In this paper, we propose a novel adversarial attack for point cloud and mesh, named Mesh Attack, which utilized a differential sample module and the mesh smooth loss to generate the adversarial mesh examples and adversarial point cloud examples simultaneously. The experiment result shown that our Mesh Attack can generate physical meaningful 3D adversarial object that was highly transferable to models trained with fixed set points and very hard to defend by traditional SRS and SOR defense method. This raises a new question for the current adversarial robustness research: Do we really need to perform adversarial attacks in the input space? Since the image is also a two-dimensional mapping of the space objects, perhaps an attack that breaks through the input space can make our attack more physically feasible. Therefore, one promising research direction is to attack the mapping space instead of the input space, this may hard to defense by current defense algorithms due to they are carefully designed to defend against input space adversarial attacks.

Table 6: Classification accuracy of various defense methods on ModelNet40 under point dropping attack [48], point perturbation attack[43], KNN attack[32], and Mesh Attack for normally trained Pointnet++[24]. Drop 200 and Drop 100 denote the dropping points is 200 and 100 respectively. * denotes that results are reported in IF-Defense [42]. We report the best result of three IF-Defense.

Attack	No Defense*	SRS*	SOR*	DUP-Net*	IF-Defense*
Point Perturbation	0.00	73.14	77.67	80.63	86.99
KNN	0.00	49.96	61.35	74.88	85.62
Drop 200	68.96	39.63	69.17	72.00	79.09
Drop 100	80.19	64.51	74.16	76.38	84.56
Mesh Attack	9.76	6.97	7.94	8.02	10.62

References

- [1] Naveed Akhtar and Ajmal Mian. “Threat of adversarial attacks on deep learning in computer vision: A survey”. In: *IEEE Access* 6 (2018), pp. 14410–14430.
- [2] Anish Athalye, Logan Engstrom, Andrew Ilyas, and Kevin Kwok. “Synthesizing robust adversarial examples”. In: *International conference on machine learning*. PMLR. 2018, pp. 284–293.
- [3] Tom B Brown, Dandelion Mané, Aurko Roy, Martien Abadi, and Justin Gilmer. “Adversarial patch”. In: *arXiv preprint arXiv:1712.09665* (2017).
- [4] Yulong Cao, Chaowei Xiao, Benjamin Cyr, Yimeng Zhou, Won Park, Sara Rampazzi, Qi Alfred Chen, Kevin Fu, and Z Morley Mao. “Adversarial sensor attack on lidar-based perception in autonomous driving”. In: *Proceedings of the 2019 ACM SIGSAC conference on computer and communications security*. 2019, pp. 2267–2281.
- [5] Nicholas Carlini and David Wagner. “Towards evaluating the robustness of neural networks”. In: *2017 IEEE Symposium on Security and Privacy (SP)*. IEEE. 2017, pp. 39–57.
- [6] Pin-Yu Chen, Huan Zhang, Yash Sharma, Jinfeng Yi, and Cho-Jui Hsieh. “Zoo: Zeroth order optimization based black-box attacks to deep neural networks without training substitute models”. In: *Proceedings of the 10th ACM workshop on artificial intelligence and security*. 2017, pp. 15–26.
- [7] Yinpeng Dong, Fangzhou Liao, Tianyu Pang, Hang Su, Jun Zhu, Xiaolin Hu, and Jianguo Li. “Boosting adversarial attacks with momentum”. In: *Proceedings of the IEEE conference on computer vision and pattern recognition*. 2018, pp. 9185–9193.
- [8] Ranjie Duan, Xingjun Ma, Yisen Wang, James Bailey, A Kai Qin, and Yun Yang. “Adversarial camouflage: Hiding physical-world attacks with natural styles”. In: *Proceedings of the IEEE/CVF Conference on Computer Vision and Pattern Recognition*. 2020, pp. 1000–1008.
- [9] Kevin Eykholt, Ivan Evtimov, Earlene Fernandes, Bo Li, Amir Rahmati, Chaowei Xiao, Atul Prakash, Tadayoshi Kohno, and Dawn Song. “Robust physical-world attacks on deep learning visual classification”. In: *Proceedings of the IEEE Conference on Computer Vision and Pattern Recognition*. 2018, pp. 1625–1634.
- [10] Yutong Feng, Yifan Feng, Haoxuan You, Xibin Zhao, and Yue Gao. “Meshnet: Mesh neural network for 3d shape representation”. In: *Proceedings of the AAAI Conference on Artificial Intelligence*. Vol. 33. 01. 2019, pp. 8279–8286.
- [11] Ian J Goodfellow, Jean Pouget-Abadie, Mehdi Mirza, Bing Xu, David Warde-Farley, Sherjil Ozair, Aaron Courville, and Yoshua Bengio. “Generative adversarial networks”. In: *arXiv preprint arXiv:1406.2661* (2014).
- [12] Ian J Goodfellow, Jonathon Shlens, and Christian Szegedy. “Explaining and harnessing adversarial examples”. In: *arXiv preprint arXiv:1412.6572* (2014).
- [13] Abdullah Hamdi, Sara Rojas, Ali Thabet, and Bernard Ghanem. “Advpc: Transferable adversarial perturbations on 3d point clouds”. In: *European Conference on Computer Vision*. Springer. 2020, pp. 241–257.

- [14] Alexey Kurakin, Ian Goodfellow, Samy Bengio, et al. *Adversarial examples in the physical world*. 2016.
- [15] Alexey Kurakin, Ian Goodfellow, and Samy Bengio. “Adversarial machine learning at scale”. In: *arXiv preprint arXiv:1611.01236* (2016).
- [16] Joseph G. Lambourne, Karl D.D. Willis, Pradeep Kumar Jayaraman, Aditya Sanghi, Peter Meltzer, and Hooman Shayani. “BRepNet: A topological message passing system for solid models”. In: *IEEE Conference on Computer Vision and Pattern Recognition (CVPR)*. 2021. arXiv: 2104.00706 [cs.LG].
- [17] Yongcheng Liu, Bin Fan, Shiming Xiang, and Chunhong Pan. “Relation-shape convolutional neural network for point cloud analysis”. In: *Proceedings of the IEEE Conference on Computer Vision and Pattern Recognition*. 2019, pp. 8895–8904.
- [18] Chengcheng Ma, Weiliang Meng, Baoyuan Wu, Shibiao Xu, and Xiaopeng Zhang. “Efficient Joint Gradient Based Attack Against SOR Defense for 3D Point Cloud Classification”. In: *Proceedings of the 28th ACM International Conference on Multimedia*. 2020, pp. 1819–1827.
- [19] Aleksander Madry, Aleksandar Makelov, Ludwig Schmidt, Dimitris Tsipras, and Adrian Vladu. “Towards deep learning models resistant to adversarial attacks”. In: *arXiv preprint arXiv:1706.06083* (2017).
- [20] Seyed-Mohsen Moosavi-Dezfooli, Alhussein Fawzi, Omar Fawzi, and Pascal Frossard. “Universal adversarial perturbations”. In: *Proceedings of the IEEE conference on computer vision and pattern recognition*. 2017, pp. 1765–1773.
- [21] Seyed-Mohsen Moosavi-Dezfooli, Alhussein Fawzi, and Pascal Frossard. “Deepfool: a simple and accurate method to fool deep neural networks”. In: *Proceedings of the IEEE conference on computer vision and pattern recognition*. 2016, pp. 2574–2582.
- [22] Charles R Qi, Hao Su, Kaichun Mo, and Leonidas J Guibas. “Pointnet: Deep learning on point sets for 3d classification and segmentation”. In: *Proceedings of the IEEE conference on computer vision and pattern recognition*. 2017, pp. 652–660.
- [23] Charles R Qi, Hao Su, Matthias Nießner, Angela Dai, Mengyuan Yan, and Leonidas J Guibas. “Volumetric and multi-view cnns for object classification on 3d data”. In: *Proceedings of the IEEE conference on computer vision and pattern recognition*. 2016, pp. 5648–5656.
- [24] Charles Ruizhongtai Qi, Li Yi, Hao Su, and Leonidas J Guibas. “Pointnet++: Deep hierarchical feature learning on point sets in a metric space”. In: *Advances in neural information processing systems* 30 (2017), pp. 5099–5108.
- [25] Shilin Qiu, Qihe Liu, Shijie Zhou, and Chunjiang Wu. “Review of artificial intelligence adversarial attack and defense technologies”. In: *Applied Sciences* 9.5 (2019), p. 909.
- [26] Mahmood Sharif, Sruti Bhagavatula, Lujo Bauer, and Michael K Reiter. “Accessorize to a crime: Real and stealthy attacks on state-of-the-art face recognition”. In: *Proceedings of the 2016 acm sigsac conference on computer and communications security*. 2016, pp. 1528–1540.
- [27] Shaoshuai Shi, Chaoxu Guo, Li Jiang, Zhe Wang, Jianping Shi, Xiaogang Wang, and Hongsheng Li. “Pv-rcnn: Point-voxel feature set abstraction for 3d object detection”. In: *Proceedings of the IEEE/CVF Conference on Computer Vision and Pattern Recognition*. 2020, pp. 10529–10538.
- [28] Hang Su, Subhansu Maji, Evangelos Kalogerakis, and Erik Learned-Miller. “Multi-view convolutional neural networks for 3d shape recognition”. In: *Proceedings of the IEEE international conference on computer vision*. 2015, pp. 945–953.
- [29] Jiawei Su, Danilo Vasconcellos Vargas, and Kouichi Sakurai. “One pixel attack for fooling deep neural networks”. In: *IEEE Transactions on Evolutionary Computation* 23.5 (2019), pp. 828–841.
- [30] Christian Szegedy, Wojciech Zaremba, Ilya Sutskever, Joan Bruna, Dumitru Erhan, Ian Goodfellow, and Rob Fergus. “Intriguing properties of neural networks”. In: *arXiv preprint arXiv:1312.6199* (2013).
- [31] Christian Szegedy, Wojciech Zaremba, Ilya Sutskever, Joan Bruna, Dumitru Erhan, Ian Goodfellow, and Rob Fergus. “Intriguing properties of neural networks”. In: *arXiv preprint arXiv:1312.6199* (2013).
- [32] Tzungyu Tsai, Kaichen Yang, Tsung-Yi Ho, and Yier Jin. “Robust Adversarial Objects against Deep Learning Models”. In: *Proceedings of the AAAI Conference on Artificial Intelligence*. Vol. 34. 01. 2020, pp. 954–962.

- [33] Chun-Chen Tu, Paishun Ting, Pin-Yu Chen, Sijia Liu, Huan Zhang, Jinfeng Yi, Cho-Jui Hsieh, and Shin-Ming Cheng. “Autozoom: Autoencoder-based zeroth order optimization method for attacking black-box neural networks”. In: *Proceedings of the AAAI Conference on Artificial Intelligence*. Vol. 33. 01. 2019, pp. 742–749.
- [34] James Tu, Mengye Ren, Sivabalan Manivasagam, Ming Liang, Bin Yang, Richard Du, Frank Cheng, and Raquel Urtasun. “Physically realizable adversarial examples for lidar object detection”. In: *Proceedings of the IEEE/CVF Conference on Computer Vision and Pattern Recognition*. 2020, pp. 13716–13725.
- [35] Nanyang Wang, Yinda Zhang, Zhuwen Li, Yanwei Fu, Wei Liu, and Yu-Gang Jiang. “Pixel2mesh: Generating 3d mesh models from single rgb images”. In: *Proceedings of the European Conference on Computer Vision (ECCV)*. 2018, pp. 52–67.
- [36] Nanyang Wang, Yinda Zhang, Zhuwen Li, Yanwei Fu, Hang Yu, Wei Liu, Xiangyang Xue, and Yu-Gang Jiang. “Pixel2Mesh: 3D mesh model generation via image guided deformation”. In: *IEEE transactions on pattern analysis and machine intelligence* (2020).
- [37] Yue Wang, Yongbin Sun, Ziwei Liu, Sanjay E Sarma, Michael M Bronstein, and Justin M Solomon. “Dynamic graph cnn for learning on point clouds”. In: *Acm Transactions On Graphics (tog)* 38.5 (2019), pp. 1–12.
- [38] Chao Wen, Yinda Zhang, Zhuwen Li, and Yanwei Fu. “Pixel2mesh++: Multi-view 3d mesh generation via deformation”. In: *Proceedings of the IEEE/CVF International Conference on Computer Vision*. 2019, pp. 1042–1051.
- [39] Yuxin Wen, Jiehong Lin, Ke Chen, CL Philip Chen, and Kui Jia. “Geometry-aware generation of adversarial point clouds”. In: *IEEE Transactions on Pattern Analysis and Machine Intelligence* (2020).
- [40] Wenxuan Wu, Zhongang Qi, and Li Fuxin. “Pointconv: Deep convolutional networks on 3d point clouds”. In: *Proceedings of the IEEE/CVF Conference on Computer Vision and Pattern Recognition*. 2019, pp. 9621–9630.
- [41] Zhirong Wu, Shuran Song, Aditya Khosla, Fisher Yu, Linguang Zhang, Xiaoou Tang, and Jianxiong Xiao. “3d shapenets: A deep representation for volumetric shapes”. In: *Proceedings of the IEEE conference on computer vision and pattern recognition*. 2015, pp. 1912–1920.
- [42] Ziyi Wu, Yueqi Duan, He Wang, Qingnan Fan, and Leonidas J Guibas. “IF-Defense: 3D Adversarial Point Cloud Defense via Implicit Function based Restoration”. In: *arXiv preprint arXiv:2010.05272* (2020).
- [43] Chong Xiang, Charles R Qi, and Bo Li. “Generating 3d adversarial point clouds”. In: *Proceedings of the IEEE Conference on Computer Vision and Pattern Recognition*. 2019, pp. 9136–9144.
- [44] Kaidi Xu, Gaoyuan Zhang, Sijia Liu, Quanfu Fan, Mengshu Sun, Hongge Chen, Pin-Yu Chen, Yanzhi Wang, and Xue Lin. “Adversarial t-shirt! evading person detectors in a physical world”. In: *European Conference on Computer Vision*. Springer. 2020, pp. 665–681.
- [45] Xu Yan, Chaoda Zheng, Zhen Li, Sheng Wang, and Shuguang Cui. “PointASNL: Robust Point Clouds Processing using Nonlocal Neural Networks with Adaptive Sampling”. In: *Proceedings of the IEEE/CVF Conference on Computer Vision and Pattern Recognition*. 2020, pp. 5589–5598.
- [46] Jinlai Zhang, Lvjie Chen, Bo Ouyang, Binbin Liu, Jihong Zhu, Yujing Chen, Yanmei Meng, and Danfeng Wu. “PointCutMix: Regularization Strategy for Point Cloud Classification”. In: *arXiv preprint arXiv:2101.01461* (2021).
- [47] Wei Emma Zhang, Quan Z Sheng, Ahoud Alhazmi, and Chenliang Li. “Adversarial attacks on deep-learning models in natural language processing: A survey”. In: *ACM Transactions on Intelligent Systems and Technology (TIST)* 11.3 (2020), pp. 1–41.
- [48] Tianhang Zheng, Changyou Chen, Junsong Yuan, Bo Li, and Kui Ren. “Pointcloud saliency maps”. In: *Proceedings of the IEEE International Conference on Computer Vision*. 2019, pp. 1598–1606.
- [49] Hang Zhou, Dongdong Chen, Jing Liao, Kejiang Chen, Xiaoyi Dong, Kunlin Liu, Weiming Zhang, Gang Hua, and Nenghai Yu. “LG-GAN: Label Guided Adversarial Network for Flexible Targeted Attack of Point Cloud Based Deep Networks”. In: *Proceedings of the IEEE/CVF Conference on Computer Vision and Pattern Recognition*. 2020, pp. 10356–10365.

- [50] Hang Zhou, Kejiang Chen, Weiming Zhang, Han Fang, Wenbo Zhou, and Nenghai Yu. “DUP-Net: Denoiser and upsampler network for 3D adversarial point clouds defense”. In: *Proceedings of the IEEE International Conference on Computer Vision*. 2019, pp. 1961–1970.