

Efficient Binary Decision Diagram Manipulation in External Memory

Steffan Christ Sølvsten, Jaco van de Pol, Anna Blume Jakobsen,
and Mathias Weller Berg Thomasen

Aarhus University, Denmark {soelvsten,jaco}@cs.au.dk

April 27, 2021

Abstract

We follow up on the idea of Lars Arge to rephrase the Reduce and Apply algorithms of Binary Decision Diagrams (BDDs) as iterative I/O-efficient algorithms. We identify multiple avenues to improve the performance of his proposed algorithms and extend the technique to other basic BDD algorithms.

These algorithms are implemented in a new BDD library, named Adiar. We see very promising results when comparing the performance of Adiar with conventional BDD libraries that use recursive depth-first algorithms. For instances of about 50 GiB, our algorithms, using external memory, are only up to 3.9 times slower compared to Sylvan, exclusively using internal memory. Yet, our proposed techniques are able to obtain this performance at a fraction of the internal memory needed by Sylvan to function. Furthermore, with Adiar we are able to manipulate BDDs that outgrow main memory and so surpass the limits of the other BDD libraries.

1 Introduction

A Binary Decision Diagram (BDD) provides a canonical and concise representation of a boolean function as an acyclic rooted graph. This turns manipulation of boolean functions into manipulation of graphs [10, 11].

Their ability to compress the representation of a boolean function has made them widely used within the field of verification. BDDs have especially found use in model checking, since they can efficiently represent both the set of states and the state-transition function [11]. Examples are the symbolic model checkers NuSMV [14, 13], MCK [17], LTSMIN [20], and MCMAS [26] and the recently envisioned symbolic model checking algorithms for CTL* in [2] and for CTLK in [19]. Hence, continuous research effort is devoted to improve the performance of this data structure. For example, despite the fact that BDDs were initially envisioned back in 1986, BDD manipulation was first parallelised in 2014 by

Velev and Gao [38] for the GPU and in 2016 by Dijk and Van de Pol [37] for multi-core processors [12].

The most widely used implementations of decision diagrams make use of recursive depth-first algorithms and a unique node table [35, 25, 37]. Lookup of nodes in this table and following pointers in the data structure during recursion both result in I/O operations that pause the entire computation while data is retrieved [22, 28]. For large enough instances, data has to reside in external memory and these I/Os become the bottle-neck. So in practice, the limit of the computer’s memory becomes the upper limit on the size of the BDDs.

1.1 Related Work

Prior work has been done to overcome the I/Os spent while computing on BDDs. David Long [27] achieved a performance increase of a factor of two by blocking all nodes in the unique node table based on their time of creation, i.e. with a depth-first blocking. But, in [5] this was shown to only improve the worst-case behaviour by a constant. Ben-David et. al [8] and Grumberg, Heyman, and Schuster [18] have made distributed symbolic model checking algorithms that split the set of states between multiple computation nodes. This makes the BDD on each machine of a manageable size, yet it only moves the problem from upgrading main memory of a single machine to expanding the number of machines. Ochi, Yasuoka, and Yajima [30] made in 1993 the BDD manipulation algorithms breadth-first to thereby exploit a level-by-level locality on disk. Their technique has been heavily improved by Ashar and Cheong [7] in 1994 and further improved by Sanghavi et. al [34] in 1996 to produce a BDD library capable of manipulating BDDs larger than the main memory. Kunkle, Slavici and Cooperman [24] extended in 2010 the breadth-first approach to distributed BDD manipulation. The BDD library of [34] and the work of [24] is not publicly available anymore [12].

The breadth-first algorithms in [30, 7, 34] are not optimal in the I/O model, since they still use a single hash table for each level. This works well in practice as long as a single level of the BDD can fit into main memory. If not, then they still exhibit the same worst-case I/O behaviour as other algorithms [5]. To resolve this, Arge [4, 5] proposed in 1995 to drop all use of hash tables. Instead, he provides a total and topological ordering of all nodes within the graph. This ordering is exploited to keep a set of priority queues containing the recursion requests synchronised with the iteration through the sorted stream of nodes. This technique provides a provable worst-case I/O complexity that he also proves to be optimal.

1.2 Contributions

Our work directly follows up on the theoretical contributions of Arge in [4, 5]. We identify several non-trivial improvements to his algorithms and extend the technique to other basic BDD operations. Our proposed algorithms and

data structures have been implemented to create a new easy-to-use and open-source BDD library, named Adiar. Our experimental evaluation shows that the technique and our improvements make manipulation of BDDs larger than the given main memory available, with only an acceptable slowdown compared to a conventional BDD library running exclusively in internal memory.

1.3 Overview

The rest of the paper is organised as follows. Section 2 covers preliminaries on the I/O model and Binary Decision Diagrams. We present our algorithms for I/O-efficient BDD manipulation in Section 3 together with ways to improve their performance. Section 4 provides an overview of the resulting BDD package, Adiar and Section 5 contains the experimental evaluation of our proposed algorithms and we present our conclusions and future work in Section 6.

2 Preliminaries

2.1 The I/O-Model

The I/O-model [1] allows one to reason about the number of data transfers between two levels of the memory hierarchy while abstracting away from technical details of the hardware to make a theoretical analysis manageable.

For an I/O-algorithm we consider inputs of size N first residing on the higher level of the two. To do any computation on parts of the input, it has to be moved to the lower level only capable of holding a smaller and finite number of M elements. Any transfer of data between the two levels has to be done in consecutive blocks of size B [1]. Here, B is a constant size not only encapsulating the page size or the size of a cache-line but more generally how expensive it is to transfer information between the two data levels. The cost of an algorithm is the number of data transfers, i.e. the number of *I/O-operations* or just *I/Os*, it uses.

For all realistic values of N , M , and B the following inequalities hold.

$$B^2 \leq M < N \qquad N/B < \text{sort}(N) \ll N \text{ ,}$$

where $\text{sort}(N) \triangleq N/B \cdot \log_{M/B}(N/B)$ [1, 6] is the sorting lower bound, i.e. it takes $\Omega(\text{sort}(N))$ I/Os in the worst-case to sort a list of N elements [1]. With an M/B -way merge sort algorithm, one can obtain an optimal $O(\text{sort}(N))$ I/O sorting algorithm [1], and with the addition of buffers to lazily update a tree structure, one can obtain an I/O-efficient priority queue capable of inserting and extracting N elements in $O(\text{sort}(N))$ I/Os [3].

2.1.1 Cache-oblivious Algorithms

An algorithm is cache-oblivious if it is I/O-efficient without explicitly making any use of the variables M or B ; i.e. it is I/O-efficient regardless of the specific

machine in question and across all levels of the memory hierarchy [16]. With a variation of the merge sort algorithm one can make it cache-oblivious [16]. Furthermore, Sanders [33] demonstrated how to design a cache-oblivious priority queue.

2.1.2 TPIE

The I/O-model has been implemented in C++ within the cache-aware TPIE library [39, 15]. Elements can be stored in files that are transparently read from and written to disk in blocks of size B . These files act like lists and are accessed with iterators. Each iterator can `write` new elements at the end of a file or on top of prior written elements in the file and it can traverse the file in either direction by `reading` elements. TPIE provides an optimal $O(\text{sort}(N))$ external memory merge sort algorithm for its files. It also provides a merge sort algorithm for non-persistent data that saves an initial $2 \cdot N/B$ I/Os by sorting the B -sized base cases before flushing them to disk the first time. Furthermore, it provides an implementation of the I/O-efficient priority queue of [33] as developed in [32], which supports the `push`, `top` and `pop` operations.

2.2 Binary Decision Diagrams

A Binary Decision Diagram (BDD) [10] is a rooted directed acyclic graph (DAG) that concisely represents a boolean function $\mathbb{B}^n \rightarrow \mathbb{B}$. The leaves contain the boolean values \perp and \top that define the output of the function. Each internal node contains the *label* i of the variable x_i it represents, together with two outgoing arcs: a *low* arc for when $x_i = \perp$ and a *high* arc for when $x_i = \top$. We only consider Ordered Binary Decision Diagrams (OBDD), where each unique label may only occur once and the labels must occur in sorted order on all paths. The set of all nodes with label j is said to belong to the j 'th *level* in the DAG.

If one exhaustively (1) skips all nodes with identical children and (2) removes any duplicate nodes then one obtains the *Reduced Ordered Binary Decision Diagram* (ROBDD) of the given OBDD. If the variable order is fixed then this reduced OBDD is a unique canonical form of the function it represents. [10]

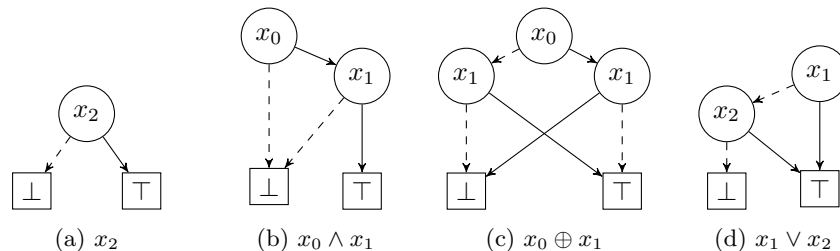


Figure 1: Examples of Reduced Ordered Boolean Decision Diagrams. Leaves are drawn as boxes with the boolean value and internal nodes as circles with the decision variable. *Low* edges are drawn dashed while *high* edges are solid.

The two primary algorithms for BDD manipulation are called Apply and Reduce. The Apply computes the OBDD $h = f \odot g$ where f and g are OBDDs and \odot is a function $\mathbb{B} \times \mathbb{B} \rightarrow \mathbb{B}$. This is essentially done by recursively computing the product construction of the two BDDs f and g and applying \odot when recursing to pairs of leaves. The Reduce applies the two reduction rules on an OBDD bottom-up to obtain the corresponding ROBDD. [10]

Common implementations of BDDs use recursive depth-first procedures that traverse the BDD and the unique nodes are managed through a hash table. The latter allows one to directly incorporate the Reduce algorithm of [10] within each node lookup [21, 9, 35, 25, 37]. They also use a memoisation table to minimise the number of duplicate computations [35, 25, 37]. If the size N_f and N_g of two BDDs are considerably larger than the memory M available then each request recursion of the Apply algorithm will in the worst case result in an I/O-operation when looking up a node within the memoisation table and when following the low and high arcs [22, 5]. Since there are up to $N_f \cdot N_g$ recursion requests then this results in up to $O(N_f \cdot N_g)$ I/Os in the worst case. The Reduce operation transparently built into the unique node table also can cause an I/O for each lookup within the table [22]. This totals yet another $O(N)$ I/Os, where N is the number of nodes in the unreduced BDD .

Lars Arge provided in [4, 5] a description of an Apply algorithm that is capable of only using $O(\text{sort}(N_f \cdot N_g))$ I/Os and a Reduce that uses $O(\text{sort}(N))$ I/Os (see [5] for a detailed description). He also proves in [5] this to be optimal for the level-by-level blocking of nodes on disk used by both algorithms. These algorithms do not rely on the value of M or B , so they can be made cache-aware or cache-oblivious when using underlying sorting algorithms and data structures with those characteristics. We will not elaborate further on his original proposal, since our algorithms are simpler and better convey the algorithmic technique used. Instead, we will mention where our Reduce and Apply algorithms differ from his.

3 BDD Manipulation by Time-forward Processing

Our algorithms exploit the total and topological ordering of the internal nodes in the BDD depicted in (1) below, where parents precede their children. It is topological by ordering a node by its label $i \in \mathbb{N}$ and total by secondly ordering on a node's identifier $id \in \mathbb{N}$. This identifier only needs to be unique on each level as nodes are still uniquely identifiable by the combination of their label and identifier.

$$(i_1, id_1) < (i_2, id_2) \equiv i_1 < i_2 \vee (i_1 = i_2 \wedge id_1 < id_2) \quad (1)$$

We write the unique identifier $(i, id) \in \mathbb{N} \times \mathbb{N}$ for a node as $x_{i,id}$.

A BDD is represented by a file containing nodes following the above ordering. This can be exploited with the *Time-forward processing* technique, where

recursive calls are not executed at the time of issuing the request but instead when the element in question is encountered later in the iteration through the given input file. This is done with one or more priority queues that follow the same ordering as the input and deferring recursion by pushing the request into the priority queues. For this to work, each node does not need to contain an explicit pointer to its children but instead their label and identifier. Following the same notion, the leaf values are stored directly in the leaf's parents. This makes a node a triple $(uid, low, high)$ where $uid : \mathbb{N} \times \mathbb{N}$ is its unique identifier and low and $high : (\mathbb{N} \times \mathbb{N}) + \mathbb{B}$ are its children. The ordering in (1) is lifted to compare the $uids$ of two nodes. For example, the BDDs in Fig. 1 would be represented as the lists depicted in Fig. 2.

$$\begin{aligned}
1a: & \left[(x_{2,0}, \perp, \top) \right] \\
1b: & \left[(x_{0,0}, \perp, x_{1,0}) \quad , \quad (x_{1,0}, \perp, \top) \right] \\
1c: & \left[(x_{0,0}, x_{1,0}, x_{1,1}) \quad , \quad (x_{1,0}, \perp, \top) \quad , \quad (x_{1,1}, \top, \perp) \right] \\
1d: & \left[(x_{1,0}, x_{2,0}, \top) \quad , \quad (x_{2,0}, \perp, \top) \right]
\end{aligned}$$

Figure 2: In-order representation of BDDs of Fig. 1

The Apply algorithm in [5] produces an unreduced OBDD which is turned into an ROBDD with Reduce. The original algorithms of Arge solely work on a node-based representation. Arge briefly notes that with an arc-based representation, the Apply algorithm is able to output its arcs in the order needed by the following Reduce, and vice-versa. Here, an arc is a triple $(source, is_high, target)$ (written as $source \xrightarrow{is_high} target$) where $source : \mathbb{N} \times \mathbb{N}$, $is_high : \mathbb{B}$, and $target : (\mathbb{N} \times \mathbb{N}) + \mathbb{B}$, i.e. $source$ and $target$ contain the level and identifier of internal nodes. We have further pursued this idea of an arc-based representation and can conclude that the algorithms indeed become simpler and more efficient with an arc-based output from Apply. On the other hand, we see no such benefit over the more compact node-based representation in the case of Reduce. Hence as is depicted in Fig. 3, our algorithms work in tandem by cycling between the node-based and arc-based representation.

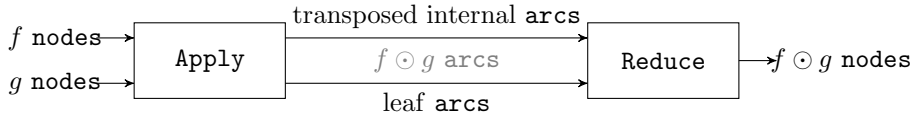
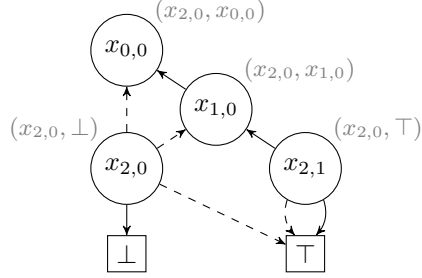


Figure 3: The Apply-Reduce pipeline of our proposed algorithms

For example, the Apply on the node-based ROBDDs in Fig. 1a and 1b with logical implication as the operator will yield the arc-based unreduced OBDD depicted in Fig. 4. Notice that the internal arcs end up being ordered by their $target$ rather than their $source$. This effectively creates a transposed graph which is exactly what is needed by the following Reduce.



(a) Semi-transposed graph. (pairs in grey indicate the origin of nodes in Fig. 1a and 1b, respectively)

Internal arcs	leaf arcs
[$x_{0,0} \xrightarrow{\top} x_{1,0}$,	[$x_{2,0} \xrightarrow{\perp} \perp$,
$x_{1,0} \xrightarrow{\perp} x_{2,0}$,	$x_{2,0} \xrightarrow{\top} \perp$,
$x_{0,0} \xrightarrow{\perp} x_{2,1}$,	$x_{2,1} \xrightarrow{\perp} \top$,
$x_{1,0} \xrightarrow{\top} x_{2,1}$]	$x_{2,1} \xrightarrow{\top} \top$]

(b) In-order arc-based representation.

Figure 4: Unreduced output of Apply when computing $x_2 \Rightarrow (x_0 \wedge x_1)$

For simplicity, we will ignore any cases of leaf-only BDDs in our presentation of the algorithms. They are easily extended to also deal with those cases.

3.1 Apply

Our Apply algorithm works by a single top-down sweep through the input DAGs. Due to the top-down nature, an arc between two internal nodes is first resolved and output at the time of the arcs target. Hence, this part of the output, placed in the file F_{red} , is sorted by their target which essentially is a transposed graph. Arcs from internal nodes to leaves are placed in the priority queue Q_{red} that will be used in the later Reduce.

The algorithm itself essentially works like the standard Apply algorithm. Given a pair of input nodes v_f from f and v_g from g , a single node is created with label $\min(v_f.label, v_g.label)$ and recursion requests for its two children are created. If the label of v_f and v_g are equal then the children will be $(v_f.low, v_g.low)$ and $(v_f.high, v_g.high)$. Otherwise, the requests contain the low and high child of $\min(v_f, v_g)$ while $\max(v_f, v_g)$ is kept as is.

The pseudocode for the Apply procedure is shown in Fig. 5. Nodes v_f and v_g are on line 13–15 read from f and g as a merge of the two sorted lists based on the ordering in (1). Recursion requests for a pair of nodes (t_f, t_g) are synchronised with this traversal of the nodes by use of the two priority queues $Q_{app:1}$ and $Q_{app:2}$. The former is aligned with the node $\min(t_f, t_g)$, i.e. the one encountered first, where requests to the same (t_f, t_g) are grouped

```

1 Apply(f, g, op):
2    $F_{red} \leftarrow []$ ;  $Q_{red}, Q_{app:1}, Q_{app:2} \leftarrow \emptyset$ 
3    $v_f \leftarrow f.read()$ ;  $v_g \leftarrow g.read()$ ;  $id \leftarrow 0$ ;  $label \leftarrow \min(v_f, v_g).label$ 
4
5    $r_{low} \leftarrow$  create low request from  $v_f, v_g$ , and op
6   (if is_leaf( $r_{low}$ ) then  $Q_{red}$  else  $Q_{app:1}$ ).push( $x_{label, id} \xrightarrow{\perp} r_{low}$ )
7    $r_{high} \leftarrow$  create high request from  $v_f, v_g$ , and op
8   (if is_leaf( $r_{high}$ ) then  $Q_{red}$  else  $Q_{app:1}$ ).push( $x_{label, id} \xrightarrow{\top} r_{high}$ )
9
10  while  $Q_{app:1} \neq \emptyset \vee Q_{app:2} \neq \emptyset$ :
11    ( $s \xrightarrow{is\_high} (t_f, t_g)$ , low, high)  $\leftarrow$  pop merge of  $Q_{app:1}, Q_{app:2}$ 
12
13     $t_{seek} \leftarrow$  if request is from  $Q_{app:1}$  then  $\min(t_f, t_g)$  else  $\max(t_f, t_g)$ 
14    while  $v_f.uid < t_{seek}$ :  $v_f \leftarrow f.read()$ 
15    while  $v_g.uid < t_{seek}$ :  $v_g \leftarrow g.read()$ 
16
17     $v \leftarrow$  if  $v_f.uid = t_f$  then  $v_f$  else  $v_g$ 
18    if  $t_f, t_g$  are from  $Q_{app:1} \wedge \neg is\_leaf(t_f) \wedge \neg is\_leaf(t_g)$ 
19       $\wedge t_f.label = t_g.label$ 
20      for each request to  $(t_f, t_g)$  in  $Q_{app:1}$ :
21         $Q_{app:2}.push(s \xrightarrow{is\_high} (t_f, t_g), v.low, v.high)$ 
22    else
23      label  $\leftarrow t_{seek}.label$ 
24      id  $\leftarrow$  if label has changed then 0 else id+1
25
26       $r_{low} \leftarrow$  create low request from  $(t_f, t_g), v$ , low, and op
27      (if is_leaf( $r_{low}$ ) then  $Q_{red}$  else  $Q_{app:1}$ ).push( $x_{label, id} \xrightarrow{\perp} r_{low}$ )
28       $r_{high} \leftarrow$  create high request from  $(t_f, t_g), v$ , high, and op
29      (if is_leaf( $r_{high}$ ) then  $Q_{red}$  else  $Q_{app:1}$ ).push( $x_{label, id} \xrightarrow{\top} r_{high}$ )
30
31      while true:
32         $F_{red}.write(s \xrightarrow{is\_high} x_{label, id})$ 
33        if  $Q_{app:1}, Q_{app:2}$  have no more request to  $(t_f, t_g)$ : break
34        else: ( $s \xrightarrow{is\_high} (t_f, t_g), -, -$ )  $\leftarrow$  pop merge of  $Q_{app:1}, Q_{app:2}$ 
35
36  return  $F_{red}, Q_{red}$ 

```

Figure 5: The Apply algorithm

together by secondarily sorting on $\max(t_f, t_g)$. The latter is used in the case of $t_f.label = t_g.label$, i.e. when both are needed to resolve the request, and it is sorted by $\max(t_f, t_g)$, i.e. the second of the two visited, and ties broken on $\min(t_f, t_g)$. If a request requires data from both t_f and t_g then the recursion request is on lines 18 – 21 moved from $Q_{app:1}$ into $Q_{app:2}$ together with the children of the first-seen node $\min(t_f, t_g)$. This makes the children of $\min(t_f, t_g)$ available at $\max(t_f, t_g)$. To this end, the requests placed in $Q_{app:1}$ and $Q_{app:2}$

both contain t_f and t_g , the source s that issued the request, and a boolean is_high identifying a request following a high arc. Furthermore, $Q_{app:2}$ contains low and $high$ being the children of the node $\min(t_f, t_g)$. The requests from $Q_{app:1}$ and $Q_{app:2}$ are merged on line 11 and 34 as follows: Let (t_f^1, t_g^1) be the least element of $Q_{app:1}$ and (t_f^2, t_g^2) of $Q_{app:2}$ then (t_f^1, t_g^1) is the next to resolve if $\min(t_f^1, t_g^1) < \max(t_f^2, t_g^2)$, and (t_f^2, t_g^2) is otherwise. Finally on line 31–34, if a request has been resolved, then all ingoing arcs are output.

The arc-based output greatly simplifies the algorithm compared to the original proposal of Arge in [5]. Our algorithm only uses two priority queues rather than four. Arge’s algorithm, like ours, resolves a node before its children, but due to the node-based output it has to output this entire node before its children. Hence, it has to identify its children by the tuple (t_f, t_g) , and the graph would have to be relabelled after costing another $O(\text{sort}(N))$ I/Os. Instead, the arc-based output allows us to output the information at the time of the children and hence we are able to generate the label and its new identifier for both parent and child. Arge’s algorithm neither forwarded the source s of a request, so repeated requests to the same pair of nodes were merely discarded upon retrieval from the priority queue, since they carried no relevant information. Our arc-based output, on the other hand, makes every element placed in the priority queue forward a source s , vital for the creation of the transposed graph.

Proposition 3.1 (Following Arge 1996 [5]). *The Apply algorithm in Fig. 5 has I/O complexity $O(\text{sort}(N_f \cdot N_g))$ and $O((N_f \cdot N_g) \cdot \log(N_f \cdot N_g))$ time complexity, where N_f and N_g are the respective sizes of the BDDs for f and g .*

Proof. It only takes $O((N_f + N_g)/B)$ I/Os to read the elements of f and g once in order. There are at most $2 \cdot N_f \cdot N_g$ many arcs being outputted into F_{red} or Q_{red} , resulting in at most $O(\text{sort}(N_f \cdot N_g))$ I/Os spent on writing the output. Each element creates up to two requests for recursions placed in $Q_{app:1}$, each of which may be reinserted in $Q_{app:2}$ to forward data across the level, which totals another $O(\text{sort}(N_f \cdot N_g))$ I/Os. All in all, an $O(\text{sort}(N_f \cdot N_g))$ number of I/Os are used.

The worst-case time complexity is derived similarly, since next to the priority queues and reading the input only a constant amount of work is done per request. \square

3.1.1 Pruning by shortcutting the operator

The Apply procedure as presented above, like Arge’s original algorithm in [3, 5], follows recursion requests until a pair of leaves are met. Yet, for example in Fig. 4 the node for the request $(x_{2,0}, \top)$ is unnecessary to resolve, since all leaves of this subgraph trivially will be \top due to the implication operator. The later Reduce will remove any nodes with identical children bottom-up and so this node will be removed in favour of the \top leaf.

This observation implies we can resolve the requests earlier for any operator that can shortcut the resulting leaf value. This decreases the number of requests

placed in $Q_{app:1}$ and $Q_{app:2}$ and it makes the output unreduced BDD smaller, which again in turn will speed up the following Reduce.

3.2 Reduce

Our Reduce algorithm in Fig. 6 works like other explicit variants with a single bottom-up sweep through the OBDD. Since the nodes are resolved and output in a bottom-up descending order then the output is exactly in the reverse order as it is needed for any following Apply. We have so far ignored this detail, but the only change necessary to the Apply algorithm in Section 3.1 is for it to read the nodes of f and g in reverse.

The priority queue Q_{red} , repopulated in Section 3.1 with all the node-to-leaf arcs, is used to forward the reduction result of a node v to its parents in an I/O-efficient way. Q_{red} contains arcs from unresolved sources s in the given unreduced OBDD to already resolved targets t' in the ROBDD under construction. The bottom-up traversal corresponds to resolving all nodes in descending order. Hence, arcs $s \xrightarrow{is_high} t'$ in Q_{red} are first sorted on s and secondly on is_high ; the latter simplifies merging the low and high arcs into a node on line 8.

Since nodes are resolved in descending order, then F_{red} follows this ordering on the arc's target when elements are read in reverse. The transposed nature of F_{red} makes the parents of a node v , to which the reduction result is to be forwarded, readily available on line 24–26.

The algorithm otherwise proceeds similar to other Reduce algorithms. For each level j , all nodes v of that level are created from their high and low arcs, e_{high} and e_{low} , taken out of Q_{red} . The nodes are split into the two temporary files $F_{j:red:1}$ and $F_{j:red:2}$ that contain the mapping $[uid \mapsto uid']$ from the unique identifier uid of a node in the given unreduced BDD to the unique identifier uid' of the equivalent node in the output. $F_{j:red:1}$ contains the mapping from a node v removed due to the first reduction rule and is populated on lines 9 – 12: if both children of v are the same then the mapping $[v.uid \mapsto v.low]$ is pushed to $F_{j:red:1}$. That is, the node v is not output and is made equivalent to its single child. $F_{j:red:2}$ contains the mappings for the second rule which is resolved on line 14 – 22. Here, the remaining nodes are placed in an intermediate file F_j and sorted by their children. This makes duplicate nodes immediate successors in F_j . Every new unique node encountered in F_j is written to the output F_{out} before mapping itself and all its duplicates to it in $F_{j:red:2}$. Finally, $F_{j:red:2}$ is sorted back in order of F_{red} to forward the results in both $F_{j:red:1}$ and $F_{j:red:2}$ to their parents on line 24 – 26.

Since the original algorithm of Arge in [5] takes a node-based OBDD as an input and only internally uses node-based auxiliary data structures, his Reduce algorithm had to duplicate the input twice to create the transposed graph; the duplicates sorted by the nodes' *low* child, resp. *high* child. The arc-based representation of the input in F_{red} and Q_{red} merges these auxiliary data structures of Arge into a single set of arcs easily generated by the preceding Apply. This not only simplifies the algorithm but also more than halves the memory used and

```

1 Reduce( $F_{red}$ ,  $Q_{red}$ ):
2    $F_{out} \leftarrow []$ 
3
4   while  $Q_{red} \neq \emptyset$ :
5      $j \leftarrow Q_{red}.top().source.label$ ;  $id \leftarrow \text{MAX\_ID}$ ;  $F_j, F_{j:red:1}, F_{j:red:2} \leftarrow []$ 
6
7     while  $Q_{red}.top().source.label = j$ :
8        $e_{high} \leftarrow Q_{red}.pop()$ ;  $e_{low} \leftarrow Q_{red}.pop()$ 
9       if  $e_{high}.target = e_{low}.target$ :
10         $F_{j:red:1}.write([e_{low}.source \mapsto e_{low}.target])$ 
11      else:
12         $F_j.write((e_{low}.source, e_{low}.target, e_{high}.target))$ 
13
14      sort  $v \in F_j$  first by  $v.low$  secondly by  $v.high$ 
15
16      for  $v \in F_j$ :
17        if  $v'$  is undefined or  $v.low \neq v'.low$  or  $v.high \neq v'.high$ :
18           $v' \leftarrow (x_{j,id--}, v.low, v.high)$ 
19           $F_{out}.write(v)$ 
20           $F_{j:red:2}.write([v.uid \mapsto v'.uid])$ 
21
22      sort  $[uid \mapsto uid'] \in F_{j:red:2}$  by  $uid$ 
23
24      for each  $[uid \mapsto uid']$  in merge on  $uid$  from  $F_{j:red:1}$  and  $F_{j:red:2}$ :
25        while arcs from  $F_{red}.read()$  match  $s \xrightarrow{is\_high} uid$ :
26           $Q_{red}.push(s \xrightarrow{is\_high} uid')$ 
27
28  return  $F_{out}$ 

```

Figure 6: The Reduce algorithm

it removes any need to sort the input twice. We also apply the first reduction rule before the sorting step, thereby decreasing the number of nodes involved in the remaining expensive computation of that level.

Proposition 3.2 (Following Arge 1996 [5]). *The Reduce algorithm in Fig. 6 has an $O(\text{sort}(N))$ I/O complexity and an $O(N \log N)$ time complexity.*

Proof. A total of $2N$ arcs are inserted in and later again extracted from Q_{red} , while F_{red} is scanned once at the end of each level to forward information. This totals an $O(\text{sort}(4N) + N/B) = O(\text{sort}(N))$ number of I/Os spent on the priority queue. On each level all nodes are sorted twice, which when all levels are combined amounts to another $O(\text{sort}(N))$ I/Os. One arrives with similar argumentation at the $O(N \log N)$ time complexity. \square

Arge proved in [4] that this $O(\text{sort}(N))$ I/O complexity is optimal for the input having a levelwise blocking (See [5] for the full proof). While the $O(N \log N)$

time is theoretically slower than the $O(N)$ depth-first approach using a unique node table and an $O(1)$ time hash function, one should note the log factor depends on the sorting algorithm and priority queue used where I/O-efficient instances have a large M/B log factor.

3.2.1 Separating arcs to leaves from the priority queue

We notice, that the Apply algorithm in Section 3.1 actually generates the requests to leaves in Q_{red} in order of their source. In other words, they are generated in the exact order needed by Reduce and it is unnecessary to place them in Q_{red} . Instead, Apply can merely output the leaves to a second file $F_{red:leaf}$. The Reduce procedure can merge the computation results in Q_{red} with the base cases in $F_{red:leaf}$.

This reduces the total number of elements placed in and sorted by Q_{red} , which, depending on the given BDD, can be a substantial fraction of all arcs. The prior mentioned pruning due to the operator only increases this fraction.

3.3 Other algorithms

Arge only considered Apply and Reduce, since all other BDD operations can be derived from these two operations together with the Restrict operation, which fixes the value of a single variable. We have extended the technique to create a time-forward processed Restrict that operates in $O(\text{sort}(N))$ I/Os, which is described below. Furthermore, by extending the technique to other operations, we obtain more efficient BDD algorithms than by computing it using Apply and Restrict alone.

Node and Variable Count. All algorithms that output BDDs, such as Apply and Reduce in Section 3.1 and 3.2 above, are easily extended to also provide the following meta information: the number of nodes N , the number of levels $L \leq N$, and the size of each level.

Using this information, it is only $O(1)$ I/Os to obtain the node count N and the variable count L .

Equality. To check for $f \equiv g$ one has to check the DAG of f being isomorphic to the one for g [10]. If the number of nodes, levels or nodes within each level are not the same then trivially $f \not\equiv g$ due to canonicity. These cases are with the meta information mentioned above identifiable in $O(1)$, $O(1)$, and $O(L/B)$ I/Os, respectively, where L is the number of levels in f . If these numbers do match, then the Apply algorithm can be adapted to not output any arcs. Instead, it returns false on the first request (t_f, t_g) where the children of t_f and t_g do not match on their label or leaf value.

This creates an $O(\text{sort}(N^2))$ equality algorithm, where N is the size of both f and g . This complexity is the same as computing $f \leftrightarrow g$ with Apply and checking whether the reduced BDD is the \top leaf, but it is much more viable in practice. The trivially false cases mentioned above are even asymptotically

an improvement. The non-trivial case are also better, since the above does not need to run the Reduce algorithm, it has no $O(N^2)$ intermediate output, it only needs a single request for each (t_f, t_g) to be moved into $Q_{app:2}$ (since s is irrelevant), and it terminates early on the first violation.

Negation. A BDD is negated by inverting the value in its nodes' leaf children. This is an $O(1)$ I/O-operation if a *negation flag* is used to mark whether the nodes should be negated on-the-fly as they are read from the stream.

This is a major improvement over the $O(N)$ I/Os spent by Apply to compute $f \oplus \top$, where \oplus is exclusive disjunction, especially since space is reused.

Path and Satisfiability Count. The number of paths through a BDD that lead to the \top leaf can be computed in $O(\text{sort}(N))$ I/Os. A single priority queue forwards the number of paths from the root to a node t through one of its ingoing arcs. At t these ingoing paths are combined into a single sum, and if t has a \top leaf as a child then this number is added to a total sum of paths. This number of ingoing arcs to t is then forwarded to its non-leaf children.

This easily extends to counting the number of satisfiable assignments, both of which are not possible to compute with the Apply operation.

Evaluating and obtaining assignments. Evaluating the BDD for f given some x and finding the lexicographical smallest or largest x that makes $f(x)$ boils down to following one specific path [23]. Due to the leveled ordering it is possible to follow a path from top to bottom in a single $O(N/B)$ iteration through all nodes, where irrelevant nodes are ignored.

If the number of Levels L is smaller than N/B then this uses more I/Os compared to the conventional algorithms that uses random access; when jumping from node to node at most one node on each of the L levels is visited, and so at most one block for each level is retrieved.

The algorithms below follow the pipeline of Fig 3.

If-Then-Else. By extending the idea in Apply from request on tuples to triples one obtains an If-Then-Else algorithm that only uses $O(\text{sort}(N_f \cdot N_g \cdot N_h))$ I/Os.

This is an $O(N_f)$ improvement over the $O(N_f^2 \cdot N_g \cdot N_h)$ I/O complexity of using Apply to compute $(f \wedge g) \vee (\neg f \wedge h)$.

Restrict. Given a BDD f , a label i , and a boolean value b the function $f|_{x_i=b}$ can be computed using $O(\text{sort}(N))$ I/Os. In a top-down sweep through f , requests are placed in a priority queue from a source s to a target t . When encountering the target node t in f , if t does not have label i then the node is kept and the arc $s \xrightarrow{is_high} t$ is output, as is. If t has label i then the arc $s \xrightarrow{is_high} t.low$ is forwarded in the queue if $b = \perp$ and $s \xrightarrow{is_high} t.high$ is forwarded if $b = \top$. This trivially extends to multiple variables in a single sweep.

This algorithm has one problem with the optimisation for Reduce in Section 3.2.1. Since nodes are skipped, and the source s is forwarded, then the leaf arcs may end up being produced and output out of order. In those cases, the output arcs in $F_{red:leaf}$ needs to be sorted before the following Reduce.

Quantification. Given $Q \in \{\forall, \exists\}$, a BDD f , and a label i the BDD representing $Qb \in \mathbb{B} : f|_{x_i=b}$ is computable using $O(\text{sort}(N^2))$ I/Os by combining the ideas for the Apply and the Restrict algorithms. Requests are either a single node t in f or past level i a tuple of nodes (t_1, t_2) in f . A priority queue initially contains requests from the root of f to its children. Two priority queues are used to synchronise the tuple requests with the traversal of nodes in f . If the label of a request t is i , then, as in Restrict, its source s is linked with a single request to $(t.low, t.high)$. Tuples are handled as in Apply and pairs of leaves are resolved with disjunction as the operator for $Q = \exists$ and with conjunction for $Q = \forall$.

The quantification could be computed with Apply and Restrict as $f|_{x_i=\perp} \oplus f|_{x_i=\top}$, which would also only take an $O(\text{sort}(N) + \text{sort}(N) + \text{sort}(N^2))$ number of I/Os, but this requires three separate runs of Reduce and makes the intermediate inputs to Apply of up to $2N$ in size.

Composition. The composition $f|_{x_i=g}$ of two BDDs f and g can be computed in $O(N_f^2 \cdot N_g)$ I/Os by repeating the ideas from the Quantification and the If-Then-Else algorithm. Requests to tuples (t_{f_1}, t_{f_2}) that keep track of both possibilities in f are extended to triples (t_g, t_{f_1}, t_{f_2}) where the leaves in g are used as a conditional.

This would otherwise be computable with the if-then-else $g?f|_{x_i=\top} : f|_{x_i=\perp}$ which would also take $O(2\text{sort}(N_f) + \text{sort}(N_f^2 \cdot N_g))$ number of I/Os, or $O(\text{sort}(N_f^2 \cdot N_g^2))$ I/Os if the Apply is used. But, as argued the if-then-else with Apply is not optimal. Furthermore, similar to quantification, the constants involved in using Restrict for intermediate outputs also is costly.

3.4 Levelized Priority Queue

In practice, sorting a set of elements with a sorting algorithm is considerably faster than with a priority queue [29]. Hence, the more one can use mere sorting instead of a priority queue the faster the algorithms will run.

Since all our algorithms resolve the requests level-by-level then any request pushed to the priority queues $Q_{app:1}$ and Q_{red} are for nodes on a yet-not-visited level. That means, any requests pushed when resolving level i do not change the order of any elements still in the priority queue with label i . Hence, for L being the number of levels and $L < M/B$ one can have a *levelized priority queue*¹ by maintaining L buckets and keep one block for each bucket in memory. If a block

¹The name is chosen as a reference to the independently conceived but reminiscent queue of Ashar and Cheong [7]. It is important to notice that they split the queue for functional correctness whereas we do so to improve the performance.

is full then it is sorted, flushed from memory and replaced with a new empty block. All blocks for level i are merge-sorted into the final order of requests when the algorithm reaches the i th level.

While $L < M/B$ is a reasonable assumption between main memory and disk it is not at the cache-level. Yet, most arcs only span very few levels, so it suffices for the levelized priority queue to only have a small preset k number of buckets and then use an *overflow* priority queue to sort requests that go more than k levels ahead. A single block of each bucket fits into the cache for very small choices of k , so a cache-oblivious levelized priority queue would not lose its characteristics. Simultaneously, smaller k allows one to dedicate more internal memory to each individual bucket, which allows a cache-aware levelized priority queue to further improve its performance.

3.5 Memory layout and efficient sorting

A unique identifier can be represented as a single 64-bit integer as shown in Fig. 7. Leaves are represented with a 1-flag on the most significant bit, its value v on the next 62 bit and a boolean flag f on the least significant bit. A node is identified with a 0-flag on the most significant bit, the next k -bits dedicated to its label followed by $62 - k$ bits with its identifier, and finally the boolean flag f available on the least-significant bit.

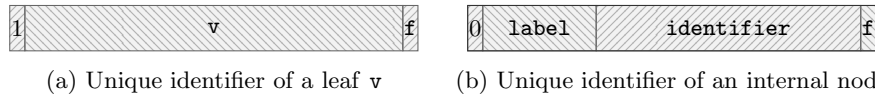


Figure 7: Bit-representations. The least significant bit is right-most.

A node is represented with 3 64-bit integers: two of them for its children and the third for its label and identifier. An arc is represented by 2 64-bit numbers: the source and target each occupying 64-bits and the *is_high* flag stored in the f flag of the source. This reduces all the prior orderings to a mere trivial ordering of 64-bit integers. A descending order is used for a bottom-up traversal while the sorting is in ascending order for the top-down algorithms.

4 Adiar: An Implementation

The algorithms and data structures described in Section 3 have been implemented in a new BDD package, named Adiar². Interaction with the BDD package is done through C++ programs that include the `<adiar/adiar.h>` header file and are built and linked with CMake. Its two dependencies are the Boost library and the TPIE library; the latter is included as a submodule of the Adiar repository, leaving it to CMake to build TPIE and link it to Adiar.

²The source code for Adiar is publicly available at github.com/ssoelvsten/adiar and the documentation is available at ssoelvsten.github.io/adiar/

Adiar function	Operation	I/O complexity
BDD Base constructors		
<code>bdd_sink(b)</code>	b	$O(1)$
<code>bdd_true()</code>	\top	
<code>bdd_false()</code>	\perp	
<code>bdd_lithvar()</code>	x_i	$O(1)$
<code>bdd_nithvar()</code>	$\neg x_i$	$O(1)$
<code>bdd_and([i_1, \dots, i_k])</code>	$x_{i_1} \wedge \dots \wedge x_{i_k}$	$O(k/B)$
<code>bdd_or([i_1, \dots, i_k])</code>	$x_{i_1} \vee \dots \vee x_{i_k}$	$O(k/B)$
<code>bdd_counter(i, j, t)</code>	$t = \#_{k=i}^j x_k = \top$	$O((i-j) \cdot t/B)$
BDD Manipulation		
<code>bdd_apply(f, g, \odot)</code>	$f \odot g$	$O(\text{sort}(N_f \cdot N_g))$
<code>bdd_and(f, g)</code>	$f \wedge g$	
<code>bdd_nand(f, g)</code>	$\neg(f \wedge g)$	
<code>bdd_or(f, g)</code>	$f \vee g$	
<code>bdd_nor(f, g)</code>	$\neg(f \vee g)$	
<code>bdd_xor(f, g)</code>	$f \oplus g$	
<code>bdd_xnor(f, g)</code>	$\neg(f \oplus g)$	
<code>bdd_imp(f, g)</code>	$f \rightarrow g$	
<code>bdd_invimp(f, g)</code>	$f \leftarrow g$	
<code>bdd_equiv(f, g)</code>	$f \equiv g$	
<code>bdd_diff(f, g)</code>	$f \wedge \neg g$	
<code>bdd_less(f, g)</code>	$\neg f \wedge g$	
<code>bdd_lite(f, g, h)</code>	$f ? g : h$	$O(\text{sort}(N_f \cdot N_g \cdot N_h))$
<code>bdd_restrict($f, [(i_1, v_1), \dots, (i_k, v_k)]$)</code>	$f _{x_{i_1}=v_1, \dots, x_{i_k}=v_k}$	$O(\text{sort}(N_f) + k/B)$
<code>bdd_exists(f, i)</code>	$\exists v : f _{x_i=v}$	$O(\text{sort}(N_f^2))$
<code>bdd_forall(f, i)</code>	$\forall v : f _{x_i=v}$	$O(\text{sort}(N_f^2))$
<code>bdd_not(f)</code>	$\neg f$	$O(1)$
Counting		
<code>bdd_pathcount(f)</code>	#paths in f to \top	$O(\text{sort}(N_f))$
<code>bdd_satcount(f)</code>	$\#x : f(x)$	$O(\text{sort}(N_f))$
<code>bdd_nodecount(f)</code>	N_f	$O(1)$
<code>bdd_varcount(f)</code>	L_f	$O(1)$
Other		
$f == g$	$f \equiv g$	$O(\text{sort}(N_f \cdot N_g))$
<code>bdd_eval($f, [(i_1, v_1), \dots, (i_n, v_n)]$)</code>	$f(v_1, \dots, v_n)$	$O(N_f/B + n/B)$
<code>bdd_satmin(f)</code>	$\min\{x \mid f(x)\}$	$O(N_f/B)$
<code>bdd_satmax(f)</code>	$\max\{x \mid f(x)\}$	$O(N_f/B)$

Table 1: Supported operations in Adiar together with their I/O-complexity. N is the number of nodes and L is the number of levels in a BDD.

The BDD package is initialised by calling the `adiar_init(memory, temp_dir)` function, where *memory* is the memory (in MiB) dedicated to Adiar and *temp_dir* is the directory where temporary files will be placed, which could be a dedicated harddisk. After use, the BDD package is deinitialised and its given memory is freed by calling the `adiar_deinit()` function.

The `bdd` object in Adiar is a container for the underlying files to represent each BDD. A `_bdd` object is used for possibly unreduced arc-based OBDD outputs. Both objects use reference counting on the underlying files to both reuse the same files and to immediately delete them when the reference count decrements 0. By use of implicit conversions between the `bdd` and `_bdd` objects and an overloaded assignment operator, this garbage collection happens as early as possible, making the number of concurrent files on disk minimal.

The algorithmic technique presented in Section 3 has been extended to all other core BDD algorithms, making Adiar support the operations in Table 1.

A BDD can also be constructed explicitly with the `node_writer` object in $O(N/B)$ I/Os by supplying it all nodes in reverse of the ordering in (1).

5 Experimental Evaluation

5.1 Research Questions

We have investigated the questions below to assert the viability of our techniques.

1. How well does our technique perform on BDDs larger than main memory?
2. How big an impact do the optimisations we propose have on the computation time and memory usage?
 - (a) Use of the leveled priority queue.
 - (b) Separating the node-to-leaf arcs of Reduce from the priority queue.
 - (c) Pruning the output of Apply by shortcutting the given operator.
3. How well do our algorithms perform in comparison to conventional BDD libraries that use depth-first recursion, a unique table, and caching?

5.2 Benchmarks

To evaluate the performance of our proposed algorithms we have created comparable implementations of multiple benchmarks in both the Adiar, Sylvan [37] and BuDDy [25] BDD libraries.³ These two other libraries implement BDD manipulation by means of depth-first algorithms on a unique node table and with a cache table for memoization of prior computation results.

³The source code for all the benchmarks is publicly available at the following url: github.com/ssolvsten/bdd-benchmark

5.2.1 N-Queens

The solution to the N -Queens problem is the number of arrangements of N queens on an $N \times N$ board, such that no queen is threatened by another. Our benchmark follows the description in [24]: the variable x_{ij} represents whether a queen is placed on the i 'th row and the j 'th column and so the solution corresponds to the number of satisfying assignments of the formula

$$\bigwedge_{i=0}^{n-1} \bigvee_{j=0}^{n-1} (x_{ij} \wedge \neg has_threat(i, j)) \quad ,$$

where $has_threat(i, j)$ is true, if a queen is placed on a tile (k, l) , that would be in conflict with a queen placed on (i, j) . The ROBDD of the innermost conjunction can be directly constructed, without any BDD operations.

5.2.2 Tic-Tac-Toe

In this problem from [24] one must compute the number of possible draws in a $4 \times 4 \times 4$ game of Tic-Tac-Toe, where only N crosses are placed and all other spaces are filled with naughts. This amounts to counting the number of satisfying assignments of the following formula.

$$init(N) \wedge \bigwedge_{(i,j,k,l) \in L} ((x_i \vee x_j \vee x_k \vee x_l) \wedge (\overline{x_i} \vee \overline{x_j} \vee \overline{x_k} \vee \overline{x_l})) \quad ,$$

where $init(N)$ is true iff exactly N out of the 76 variables are true, and L is the set of all 76 lines through the $4 \times 4 \times 4$ cube. To minimise the time and space to solve, lines in L are accumulated in increasing order of the number of levels they span. The ROBDDs for both $init(N)$ and the 76 line formulas can be directly constructed without any BDD operations. Hence, this benchmark always consists of 76 uses of Apply to accumulate the line constraints onto $init(N)$.

5.2.3 SAT Solver

Other techniques far surpass the use of BDDs when it comes to a generic SAT solver, but it also provides a test case for the use of quantification and for a non-optimal usage of BDDs. Our SAT solver does, as described in [31, Section 2], resolve the satisfiability of a given CNF formula by doing an existential quantification of variables as early as possible. First, all clauses that contain the last variable x_n are conjugated to immediately existentially quantify x_n before accumulating the remaining clauses that include x_{n-1} and so on. For example, if only the first i clauses contain x_n then

$$\exists x_1, \dots, x_n : \phi_1 \wedge \dots \wedge \phi_m \equiv \exists x_1 \dots x_{n-1} : \phi_{i+1} \wedge \dots \wedge \phi_m \wedge (\exists x_n : \phi_1 \wedge \dots \wedge \phi_i) \quad .$$

Using that SAT solver we solve CNF formulas of the N -Queens problem and of the *Pigeonhole Principle*. The latter, as given in [36], expresses that there exists no isomorphism between the sets $[N + 1]$ and $[N]$.

5.3 Hardware

We have run experiments on the following two very different kinds of machines.

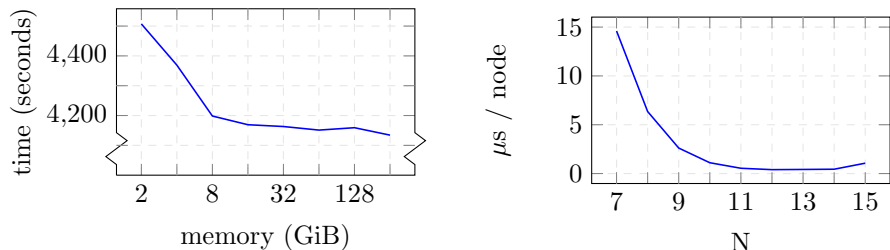
- *Consumer grade laptop* with one quadro-core 2.6 GHz Intel i7-4720HQ processor, 8 GiB of RAM, 230 GiB of available SSD disk, running Ubuntu 18.04, and compiling code with GCC 7.5.0.
- *Grendel server node* with two 48-core 3.0 GHz Intel Xeon Gold 6248R processors, 384 GiB of RAM, 3.5 TiB of available SSD disk, running CentOS Linux, and compiling code with GCC 10.1.0.

The former, due to its limited RAM, has until now been incapable of manipulating larger BDDs. The latter, on the other hand, has enough RAM and disk to allow all three libraries to solve large instances on comparable hardware.

5.4 Experimental Results

5.4.1 Research Question 1:

Fig. 8a shows the 15-Queens problem being run by Adiar on the Grendel server node with variable amounts of internal memory. During these computations the largest unreduced BDD generated is 38.4 GiB in size and the largest reduced BDD takes up 19.4 GiB. That is, the input and output of a single Reduce operation alone occupies 57.8 GiB. Yet, we only see a relative decrease of 7% in the average running time from 2 to 8 GiB of memory and almost no considerable performance increase past that.



(a) Computing 15-Queens with different amount of memory available.

(b) Computing N -Queens solutions with 7 GiB of memory available.

Figure 8: Performance of Adiar in relation to available memory.

To confirm the seamless transition to disk, we investigate different N , fix the memory, and normalise the data to be μs per node. The consumer grade laptop’s memory cannot contain the 19.4 GiB BDD and its SSD the total of 250.3 GiB of data generated by the 15-Queens problem. Fig. 8b shows for $N = 7, \dots, 15$ the laptop’s computation time per BDD node of the N -Queens problem. The overhead of TPIE’s external memory data structures is apparent for $N \leq 11$

yet they make the algorithms only slow down by a factor of 2.4 when crossing the memory barrier from $N = 14$ to 15.

5.4.2 Research Question 2a:

Table 2 shows the average running time of the N -Queens problem for $N = 14$, resp. the Tic-Tac-Toe problem for $N = 22$, when using the leveled priority queue compared to the priority queue of TPIE.

Priority Queue	Time (s)	Priority Queue	Time (s)
TPIE	917.5	TPIE	1010
L-PQ(1)	692.4	L-PQ(1)	680.3
L-PQ(4)	681.2	L-PQ(4)	682.8

(a) N-Queens ($N = 14$)
(b) Tic-Tac-Toe ($N = 22$)

Table 2: Performance increase by use of the leveled priority queue with k buckets (L-PQ(k)) compared to the priority queue of TPIE.

Performance increases by at least 24.5% when going from the TPIE priority queue to the leveled priority queue with a single bucket. The BDDs generated in either benchmark have very few (if any) arcs going across more than a single level, which explains the lack of any performance increase past the first bucket.

5.4.3 Research Question 2b:

To answer this question, we move the contents of $F_{red:leaf}$ into Q_{red} at the start of the Reduce algorithm. This is not possible with the leveled priority queue, so the experiment is conducted on the consumer grade laptop with 7 GiB of ram dedicated to the version of Adiar with the priority queue of TPIE. The node-to-leaf arcs make up 47.5% percent of all arcs generated in the 14-Queens benchmark. The average time to solve this goes down from 1289.5 to 919.5 seconds. This is an improvement of 28.7% which is 0.6% for every percentile the node-to-leaf arcs contribute to the total number of arcs generated. Compensating for the performance increase in Research Question 2a this only amounts to 21.6%, i.e. 0.46% per percentile.

5.4.4 Research Question 2c:

Like in Research Question 2b, it is to be expected that this optimisation is dependant on the input. Table 3 shows different benchmarks run on the consumer grade laptop with and without pruning. We only show time measurements for one of the SAT problems, since pruning has no effect on the BDD size due to the bottom-up order in which the solver accumulates clauses and quantifies variables. Still, this shows that the added computations involved in pruning recursion requests has no negative impact on the computation time.

N			
12	13	14	15
Time to solve (ms)			
$3,72 \cdot 10^4$	$2,09 \cdot 10^5$	$1,36 \cdot 10^6$	$1,29 \cdot 10^7$
$2,32 \cdot 10^4$	$1,23 \cdot 10^5$	$7,42 \cdot 10^5$	$6,57 \cdot 10^6$
Largest unreduced size (#nodes)			
$9,97 \cdot 10^6$	$5,26 \cdot 10^7$	$2,76 \cdot 10^8$	$1,70 \cdot 10^9$
$7,33 \cdot 10^6$	$3,93 \cdot 10^7$	$2,10 \cdot 10^8$	$1,29 \cdot 10^9$
Median unreduced size (#nodes)			
$2,47 \cdot 10^3$	$3,92 \cdot 10^3$	$6,52 \cdot 10^3$	$1,00 \cdot 10^4$
$2,47 \cdot 10^3$	$3,92 \cdot 10^3$	$6,52 \cdot 10^3$	$1,00 \cdot 10^4$
Node-to-leaf arcs ratio			
16.9%	17.4%	17.6%	17.4%
43.9%	46.2%	47.5%	48.1%

(a) N-Queens

N			
20	21	22	23
Time to solve (ms)			
$2,81 \cdot 10^4$	$1,57 \cdot 10^5$	$8,02 \cdot 10^5$	$1,33 \cdot 10^7$
$2,42 \cdot 10^4$	$1,40 \cdot 10^5$	$7,13 \cdot 10^5$	$1,11 \cdot 10^7$
Largest unreduced size (# nodes)			
$2,44 \cdot 10^6$	$1,26 \cdot 10^7$	$5,97 \cdot 10^7$	$2,59 \cdot 10^8$
$2,44 \cdot 10^6$	$1,26 \cdot 10^7$	$5,97 \cdot 10^7$	$2,59 \cdot 10^8$
Median size (# nodes)			
$1,13 \cdot 10^4$	$1,52 \cdot 10^4$	$1,87 \cdot 10^4$	$2,18 \cdot 10^4$
$8,79 \cdot 10^3$	$1,19 \cdot 10^4$	$1,47 \cdot 10^4$	$1,73 \cdot 10^4$
Node-to-leaf arcs ratio			
8.73%	7.65%	6.67%	5.80%
22.36%	18.34%	14.94%	12.29%

(b) Tic-Tac-Toe

N						
5	6	7	8	9	10	11
Time to solve (ms)						
$2,29 \cdot 10^3$	$3,98 \cdot 10^3$	$6,45 \cdot 10^3$	$1,05 \cdot 10^4$	$1,71 \cdot 10^4$	$3,09 \cdot 10^4$	$6,12 \cdot 10^4$
$2,27 \cdot 10^3$	$3,91 \cdot 10^3$	$6,38 \cdot 10^3$	$1,03 \cdot 10^4$	$1,71 \cdot 10^4$	$3,09 \cdot 10^4$	$6,21 \cdot 10^4$

(c) SAT Solver on the Pigeonhole Principle

Table 3: Effect of pruning on performance. The first row for each feature is *without* pruning and the second is *with* pruning.

For N -Queens the largest unreduced BDD decreases in size by at least 23% while the median is unaffected. The $x_{ij} \wedge \neg has_threat(i, j)$ base case consists mostly of \perp leaves, so they can prune the outermost conjunction of rows but not the disjunction within each row. The relative number of node-to-leaf arcs is also at least doubled, which decreases the number of elements placed in the priority queues. This, together with the decrease in the largest unreduced BDD, explains how the computation time decreases by 49% for $N = 15$. Considering our results for Research Question 2b above at most half of that speedup can be attributed to increasing the percentage of node-to-leaf arcs.

We observe the opposite for the Tic-Tac-Toe benchmark. The largest unreduced size is unaffected while the median size decreases by at least 20%. Here, the BDD for each line has only two arcs to the \perp leaf to shortcut the accumulated conjunction, while the largest unreduced BDDs are created when accumulating the very last few lines, that span almost all levels. There is still a doubling in the total ratio of node-to-leaf arcs, but that relative difference slowly decreases with respect to N . Still we see at least an 11% decrease in the computation time.

5.4.5 Research Question 3:

Fig. 9, 10, and 11 show the running time of Adiar, Sylvan, and BuDDy on a Grendel server node solving our benchmarks.

Sylvan supports up to 2^{40} nodes in the unique node table, complement edges [9], and multi-threaded BDD manipulation [37]. For a fair comparison with Adiar, Sylvan will only be run on a single core throughout all experiments. This BDD package does exhibit the I/O issues of recursive BDD algorithms discussed in Section 2.2: if the size of the unique table is too large then its performance drastically decreases due to the cost of cache-misses. Fig. 9 and 10 show the performance of Sylvan when it is given 256 GiB of memory as a dashed red line. We chose to measure the running times of Adiar and Sylvan with an amount of memory available that minimises the running time of Sylvan.

BuDDy only supports up to 2^{31} nodes in the unique table. Yet, the running times of its algorithms are not slower at its maximally supported 56 GiB of memory. Instead, the time to instantiate its unique node table is dependent on the memory given. Adiar and Sylvan both have a constant initialisation time of a few milliseconds, so the measured running times do not include package initialisation. But, otherwise BuDDy has a more comparable feature-set to Adiar than Sylvan since neither support complement edges. This means that BuDDy has an $O(N)$ time negation algorithm, but neither benchmark uses that operation.

We see the same general notion throughout all three benchmarks: The factor with which Adiar runs slower than Sylvan and BuDDy decreases with the increase in memory needed by Sylvan, i.e. the size of the generated BDDs. Instances that require 1 GiB of memory have Adiar run slower by up to a factor of 5.4 compared to Sylvan and up to 7.5 to BuDDy. For 32 GiB we only see a factor up to 3.4 and 5. At 256 GiB Adiar is only 2.6 to 3.9 times slower than

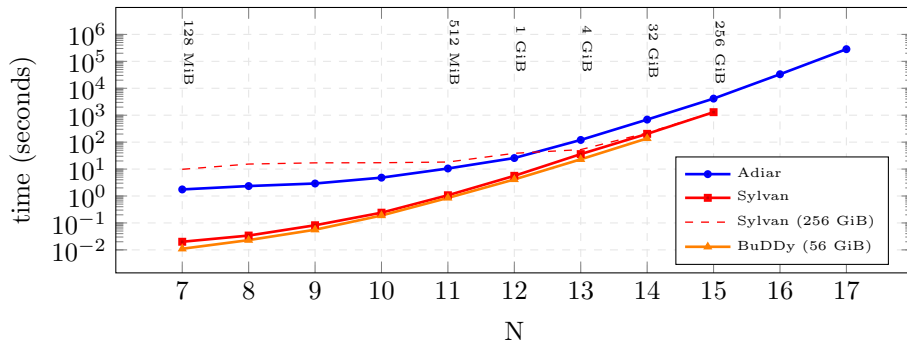


Figure 9: Average running times for the N -Queens problem. The available memory for Adiar and Sylvan is annotated at the top.

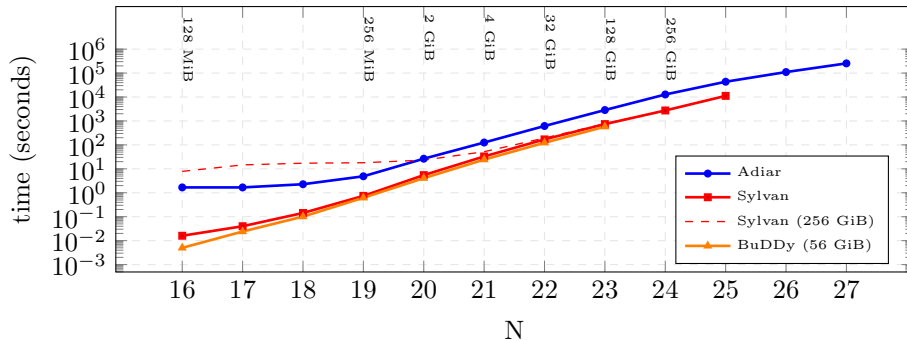


Figure 10: Average running times for the Tic-Tac-Toe problem. The available memory for Adiar and Sylvan is annotated at the top.

Sylvan, where the 3.9 is from the Tic-Tac-Toe benchmark in which the BDDs are up to 51.6 GiB in size.

This decrease in the relative slowdown is despite the proposed algorithms are only implemented with external memory data structures that always use the disk – even if the entire input, output and/or internal data structures fits into main memory. Furthermore, the internal memory available was chosen to minimise the running time of Sylvan. As is evident in Table 4, the slowdown is only a factor of 2.2 rather than 3.2 on the 15-Queens problem when Sylvan is just given the bare minimum of 64 GiB of memory that it needs to successfully solve it.

Memory (GiB)		8	32	64	256
Adiar (s)		4198.3	4163.2	4151.2	4134.3
Sylvan (s)		–	–	1904.4	1295.6

Table 4: 15-Queens performance given different amounts of memory.

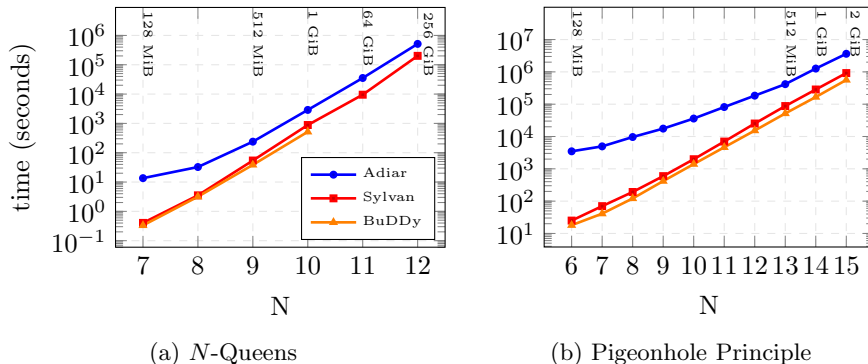


Figure 11: Average running times for the SAT solver. The available memory for Adiar and Sylvan is annotated at the top.

Finally, Adiar outperforms both libraries in terms of successfully computing very large instances of the N -Queens problem in Fig. 9 and Tic-Tac-Toe problem in Fig. 10. The latter creates BDDs of up to 328 GiB for $N = 27$.

6 Conclusions and Future Work

We propose I/O-efficient BDD manipulation algorithms in order to scale BDDs beyond main memory. These new iterative BDD algorithms exploit a total topological sorting of the BDD nodes, by using priority queues and sorting algorithms. All recursion requests for a single node are processed at the same time, which fully circumvents the need for a memoisation table. If the underlying data structures and algorithms are cache-aware or cache-oblivious, then so are our algorithms by extension. While this approach does not share nodes between multiple BDDs, it also removes any need for garbage collection. The I/O complexity of our time-forward processing algorithms is compared to the conventional recursive algorithms on a unique node table with complement edges [9] in Table 5.

The performance of the resulting BDD library, Adiar, is very promising in practice. For instances of 51 GiB, Adiar (using external memory) is only up to 3.9 times slower than Sylvan (exclusively using internal memory). The difference presumably gets smaller for even larger instances. Yet, Adiar is capable of reaching this performance with only a fraction of the internal memory that Sylvan needs to function, and consequently Adiar can handle larger BDDs.

This lays the foundation on which we intend to develop external memory BDD algorithms usable in the fixpoint algorithms for symbolic model checking. We will, to this end, address the non-constant equality checking in Table 5, improve the performance of quantifying multiple variables at once, and design an I/O-efficient relational product function.

Algorithm		Depth-first	Time-forwarded
Reduce		$O(N)$	$O(\text{sort}(N))$
BDD Manipulation			
Apply	$f \odot g$	$O(N_f \cdot N_g)$	$O(\text{sort}(N_f \cdot N_g))$
If-Then-Else	$f ? g : h$	$O(N_f \cdot N_g \cdot N_h)$	$O(\text{sort}(N_f \cdot N_g \cdot N_h))$
Restrict	$f _{x_i=v}$	$O(N)$	$O(\text{sort}(N))$
Negation	$\neg f$	$O(1)$	$O(1)$
Quantification	$\exists/\forall v : f _{x_i=v}$	$O(N^2)$	$O(\text{sort}(N^2))$
Composition	$f _{x_i=g}$	$O(N_f^2 \cdot N_g)$	$O(\text{sort}(N_f^2 \cdot N_g))$
Counting			
Count Paths	#paths in f to \top	$O(N)$	$O(\text{sort}(N))$
Count SAT	$\#x : f(x)$	$O(N)$	$O(\text{sort}(N))$
Other			
Equality	$f \equiv g$	$O(1)$	$O(\text{sort}(N^2))$
Evaluate	$f(x)$	$O(L)$	$O(N/B)$
Min/Max SAT	$\min / \max\{x \mid f(x)\}$	$O(L)$	$O(N/B)$

Table 5: I/O-complexity of conventional depth-first algorithms compared to the time-forwarded we propose. Here, $N/B < \text{sort}(N) \triangleq N/B \cdot \log_{M/B}(N/B) \ll N$, where N is the number of nodes, and L the number of levels in the BDD.

Acknowledgements

Thanks to the late Lars Arge for his input and advice and to Mathias Rav for helping us with TPIE and his inputs on the leveled priority queue. Thanks to Gerth S. Brodal, Asger H. Drewsen for their help and Alfons W. Laarman and the anonymous peer reviewers for their valuable feedback. Finally, thanks to the Centre for Scientific Computing, Aarhus, (phys.au.dk/forskning/cscaa/) to allow us to run our benchmarks on their Grendel-S cluster.

References

- [1] A. Aggarwal and Jeffrey Vitter. The input/output complexity of sorting and related problems. Technical report, INRIA, 01 1987.
- [2] Elvio Amparore, Susanna Donatelli, and Francesco Gallà. A CTL* model checker for petri nets. In *Application and Theory of Petri Nets and Concurrency*, pages 403–413, 06 2020.
- [3] Lars Arge. The buffer tree: A new technique for optimal I/O-algorithms. In *Algorithms and Data Structures*, pages 334–345, Berlin, Heidelberg, 1995. Springer Berlin Heidelberg.
- [4] Lars Arge. The I/O-complexity of ordered binary-decision diagram manipulation. In *Proceedings of International Symposium on Algorithms and Computations, ISAAC'95*, pages 82 – 91, 1995.

- [5] Lars Arge. The I/O-complexity of ordered binary-decision diagram manipulation. In *Efficient External-Memory Data Structures and Applications (PhD Thesis)*, pages 123 – 145. Aarhus Universitet, Datalogisk Institut, Denmark, 08 1996.
- [6] Lars Arge. External geometric data structures. *Computing and Combinatorics: 10th Annual International Conference*, 08 2004.
- [7] Pranav Ashar and Matthew Cheong. Efficient breadth-first manipulation of binary decision diagrams. In *Proceedings of the 1994 IEEE/ACM International Conference on Computer-Aided Design, ICCAD '94*, page 622–627, Washington, DC, USA, 1994. IEEE Computer Society Press.
- [8] Shoham Ben-David, Tamir Heyman, Orna Grumberg, and Assaf Schuster. Scalable distributed on-the-fly symbolic model checking. In *Formal Methods in Computer-Aided Design*, pages 427–441, Berlin, Heidelberg, 2000. Springer Berlin Heidelberg.
- [9] Karl S. Brace, Richard L. Rudell, and Randal E. Bryant. Efficient implementation of a BDD package. In *27th ACM/IEEE Design Automation Conference*, pages 40–45, 1990.
- [10] Randal E. Bryant. Graph-based algorithms for boolean function manipulation. *IEEE Transactions on Computers*, C-35(8):677 – 691, 1986.
- [11] Randal E. Bryant. Symbolic boolean manipulation with ordered binary-decision diagrams. *ACM Comput. Surv.*, 24(3):293–318, September 1992.
- [12] Randal E. Bryant. Binary decision diagrams. In Edmund M. Clarke, Thomas A. Henzinger, Helmut Veith, and Roderick Bloem, editors, *Handbook of Model Checking*, pages 191–217. Springer International Publishing, Cham, 2018.
- [13] Alessandro Cimatti, Edmund Clarke, Enrico Giunchiglia, Fausto Giunchiglia, Marco Pistore, Marco Roveri, Roberto Sebastiani, and Armando Tacchella. Nusmv 2: An opensource tool for symbolic model checking. In *Computer Aided Verification*, pages 359–364, Berlin, Heidelberg, 2002. Springer Berlin Heidelberg.
- [14] Alessandro Cimatti, Edmund Clarke, Fausto Giunchiglia, and Marco Roveri. NUSMV: a new symbolic model checker. *International Journal on Software Tools for Technology Transfer*, 02:410 – 425, 03 2000.
- [15] Andrew Danner, Asger Hautop Drewsen, Jakob Truelsen, Jan Vahrenhold, Lars Arge, Mathias Rav, Morten Revsbæk, Pankaj Agarwal, Svend Christian Svendsen, and Thomas Mølhave. Templated Portable I/O-Environment (tpie). URL: <http://madalgo.au.dk/tpie>.

- [16] Matteo Frigo, Charles E. Leiserson, Harald Prokop, and Sridhar Ramachandran. Cache-oblivious algorithms. In *Proceedings of the 40th Annual Symposium on Foundations of Computer Science*, FOCS '99, page 285, USA, 1999. IEEE Computer Society.
- [17] Peter Gammie and Ron van der Meyden. MCK: Model checking the logic of knowledge. *CAV: Computer Aided Verification*, pages 479–483, 2004.
- [18] Orna Grumberg, Tamir Heyman, and Assaf Schuster. Distributed symbolic model checking for μ -calculus. *Formal Methods in System Design*, pages 197–219, 03 2005.
- [19] Leifeng He and Guanjun Liu. Petri net based symbolic model checking for computation tree logic of knowledge, 2020. [arXiv:2012.10126](https://arxiv.org/abs/2012.10126).
- [20] Gijs Kant, Alfons Laarman, Jeroenn Meijer, Jaco van de Pol, Stefan Blom, and Tom van Dijk. LTSmin: High-performance language-independent model checking. In Christel Baier and Cesare Tinelli, editors, *Tools and Algorithms for the Construction and Analysis of Systems*, pages 692–707, Berlin, Heidelberg, 2015. Springer Berlin Heidelberg.
- [21] Kevin Karplus. Representing boolean functions with if-then-else DAGs. Technical report, University of California at Santa Cruz, USA, 1988.
- [22] Nils Klarlund and Theis Rauhe. BDD algorithms and cache misses. *BRICS Report Series*, 3, 01 1996.
- [23] Donald E Knuth. *The art of computer programming, volume 4A: combinatorial algorithms, part 1*. Pearson Education India, 2011.
- [24] Daniel Kunkle, Vlad Slavici, and Gene Cooperman. Parallel disk-based computation for large, monolithic binary decision diagrams. *PASCO'2010 - Proceedings of the 2010 International Workshop on Parallel Symbolic Computation*, pages 63–72, 11 2010.
- [25] Jørn Lind-Nielsen. BuDDy: A binary decision diagram package. Technical report, Department of Information Technology, Technical University of Denmark, 1999. URL: <http://www.itu.dk/research/buddy/>.
- [26] Alessio Lomuscio, Hongyang Qu, and Franco Raimondi. MCMAS: an open-source model checker for the verification of multi-agent systems. *International Journal on Software Tools for Technology Transfer*, 19:9–30, 02 2017.
- [27] David E. Long. The design of a cache-friendly BDD library. In *Proceedings of the 1998 IEEE/ACM International Conference on Computer-Aided Design*, ICCAD '98, pages 639–645. Association for Computing Machinery, 1998.

- [28] Shin-ichi Minato and Shinya Ishihara. Streaming BDD manipulation for large-scale combinatorial problems. *Proceedings Design, Automation and Test in Europe. Conference and Exhibition 2001*, pages 702–707, 05 2001.
- [29] Thomas Mølhave. Using TPIE for processing massive data sets in C++. Technical report, Duke University, Durham, NC, 2012.
- [30] Hiroyuki Ochi, Koichi Yasuoka, and Shuzo Yajima. Breadth-first manipulation of very large binary-decision diagrams. In *Proceedings of 1993 International Conference on Computer Aided Design (ICCAD)*, pages 48–55, 1993.
- [31] Guoqiang Pan and Moshe Y. Vardi. Search vs. symbolic techniques in satisfiability solving. In Holger H. Hoos and David G. Mitchell, editors, *Theory and Applications of Satisfiability Testing*, pages 235–250, Berlin, Heidelberg, 2005. Springer Berlin Heidelberg.
- [32] Lars Hvam Petersen. External priority queues in practice. Master’s thesis, Aarhus University, Datalogisk Institut, Denmark, 2007.
- [33] Peter Sanders. Fast priority queues for cached memory. *J. Exp. Algorithmics*, 5:7–es, 12 2001.
- [34] Jagesh V. Sanghavi, Rajeev K. Ranjan, Robert K. Brayton, and Alberto Sangiovanni-Vincentelli. High performance BDD package by exploiting memory hierarchy. In *Proceedings of the 33rd Annual Design Automation Conference, DAC ’96*, page 635–640. Association for Computing Machinery, 1996.
- [35] Fabio Somenzi. CUDD: CU decision diagram package, 3.0. *University of Colorado at Boulder*, 2015.
- [36] Olga Tveretina, Carsten Sinz, and Hans Zantema. Ordered binary decision diagrams, pigeonhole formulas and beyond. *Journal on Satisfiability Boolean Modeling and Computation (JSAT)*, 7:35–58, 03 2010.
- [37] Tom van Dijk and Jaco van de Pol. Sylvan: multi-core framework for decision diagrams. *International Journal on Software Tools for Technology Transfer*, 19:675 – 696, 10 2016.
- [38] Miroslav N. Velez and Ping Gao. Efficient parallel gpu algorithms for bdd manipulation. In *Asia and South Pacific Design Automation Conference (ASP-DAC)*, volume 19, pages 750–755, 2014.
- [39] Darren Erik Vengroff. A transparent parallel I/O environment. In *In Proc. 1994 DAGS Symposium on Parallel Computation*, pages 117–134, 1994.