

# Self-Tracking Technology for mHealth: A Systematic Review and the PAST SELF Framework

SOFIA YFANTIDOU, PAVLOS SERMPEZIS, and ATHENA VAKALI, Aristotle University of Thessaloniki, Greece

In today's connected society, many people rely on mHealth and self-tracking (ST) technology to help them break their sedentary lifestyle and stay fit. However, there is scarce evidence of such technological interventions' effectiveness, and there are no standardized methods to evaluate the short- and long-term impact of such technologies on people's physical activity and health. This work aims to help ST and HCI practitioners and researchers by empowering them with systematic guidelines and an extensible framework for constructing such technological interventions. This survey and the proposed design and evaluation framework aim to contribute to health behavior change and user engagement sustainability. To this end, we conduct a literature review of 117 papers between 2008 and 2020, which identifies the core ST HCI design methods and their efficacy, as well as and the most comprehensive list to date of user engagement evaluation metrics for ST. Based on the review's findings, we propose the PAST SELF end-to-end framework to facilitate the classification, design, and evaluation of ST technology. PAST SELF systematically organizes common methods and guidelines from existing works in ubiquitous ST research. Hence, it has potential applications in industrial and scientific settings and can be utilized by practitioners and researchers alike.

CCS Concepts: • **Human-centered computing** → **HCI design and evaluation methods**; *Ubiquitous and mobile computing design and evaluation methods*; • **General and reference** → **Surveys and overviews**; • **Applied computing** → *Consumer health*.

Additional Key Words and Phrases: Quantified Self, Personal Informatics, Design and Evaluation Framework, Persuasive Technology, mHealth, Ubiquitous Computing, Wearable Technology, Internet of Sports

## ACM Reference Format:

Sofia Yfantidou, Pavlos Sermpezis, and Athena Vakali. 2021. Self-Tracking Technology for mHealth: A Systematic Review and the PAST SELF Framework. 1, 1 (April 2021), 38 pages. <https://doi.org/10.1145/1122445.1122456>

## 1 INTRODUCTION

Nowadays, technology is an inextricable part of our lives. It has affected us in multiple ways, both positive (e.g., improved business productivity, communications) and negative (e.g., security breaches, privacy concerns). Naturally, the field of health and well-being has not been left untouched. Especially when viewed through the lens of health promotion, technology is like a double-edged sword. On the one hand, research shows that technology has introduced new addictive behaviors (e.g., social media, gaming) [165], and may be detrimental to people's mental health and well-being [34]. Technology has also contributed to a decline in physical activity (PA) by promoting a more sedentary lifestyle [52, 107]. On the other hand, technological advancements and mHealth have enabled individualized health-promoting

Authors' address: Sofia Yfantidou, syfantid@csd.auth.gr; Pavlos Sermpezis, sermpezis@csd.auth.gr; Athena Vakali, avakali@csd.auth.gr, Aristotle University of Thessaloniki, Thessaloniki, Greece.

Permission to make digital or hard copies of all or part of this work for personal or classroom use is granted without fee provided that copies are not made or distributed for profit or commercial advantage and that copies bear this notice and the full citation on the first page. Copyrights for components of this work owned by others than ACM must be honored. Abstracting with credit is permitted. To copy otherwise, or republish, to post on servers or to redistribute to lists, requires prior specific permission and/or a fee. Request permissions from [permissions@acm.org](mailto:permissions@acm.org).

© 2021 Association for Computing Machinery.

Manuscript submitted to ACM

Manuscript submitted to ACM

1

interventions to large populations via differing channels [107]. For instance, electronic health records, telemedicine, remote monitoring, and digital diagnostics are revolutionizing the healthcare domain by enabling more integrated, effective, and faster care even from a distance.

Simultaneously, technological innovations aim to tackle the root causes of the population's health problems. Specifically, physical inactivity has been identified by the World Health Organization (WHO) as the fourth leading risk factor for global mortality, accounting for 6% of deaths globally [114]. At the individual level, physically active people enjoy various health benefits, such as improved muscular and cardio-respiratory fitness and lower coronary heart disease rates. At a collective level, more active societies can generate additional returns on environmental and social benefits, such as reduced use of fossil fuels, cleaner air, and healthier economies. Nevertheless, in today's society, fewer and fewer people are sufficiently active, with more than a quarter of the global population not meeting the WHO recommendations for PA<sup>1</sup>. To combat this physical inactivity pandemic, international agencies and organizations are launching short-term campaigns, e.g., United Nations' (UN) PA challenge during the COVID-19 pandemic<sup>2</sup>, or setting long-term goals, e.g., the WHO's Global Action Plan for Physical Activity 2018-2030 [113]. Similarly, technology is trying to address the challenges of this physical inactivity pandemic in multiple ways. For example, social media have provided health experts and aficionados with a platform to share health and PA-related content to billions of users, interactive games, such as Pokémon GO, have managed to lift video game players off their sofas [7], and activity trackers keep us aware of our PA levels at all times. *At the end of the day, though, ST technology might be the game-changer for health promotion and PA.*

Self-tracking (ST) or self-monitoring refers to the use of ubiquitous technology (such as wearable or mobile devices and apps) for helping users monitor and manage their PA. Unlike desktop computing, ubiquitous computing "can occur with any device, at any time, in any place and any data format across any network"<sup>3</sup>. Thus, connected wearable devices are becoming the default medium at which health apps and ST apps are booming<sup>4</sup>. As a result, there is a strong shift from accusing technology of promoting a culture of sedentariness to recognizing its potential for empowering and encouraging well-being.

To accomplish the mission of improving users' PA and health outcomes, mHealth and ST technology need to understand the human aspects of interaction with computers. In other words, ST technology needs to achieve two goals: (i) change users' behavior towards more healthy habits, referred to as Health Behavior Change (HBC); and (ii) maintain these positive changes over time, referred to as sustained User Engagement (UE). To assist in the fight against physical inactivity, ST technology needs to enable people to successfully change their habits and attitudes to adopt better health behaviors (e.g., increase step counts, decrease prolonged sedentariness). While short-term PA changes can be temporarily beneficial, an efficient ST technology should aim for a long-term HBC. Assisting users in their HBC journey requires long-term and frequent ST technology usage, namely sustained UE, to harvest and maintain the full benefits of digital HBC, through successful HCI.

<sup>1</sup>"Prevalence of insufficient physical activity - World Health Organization." [https://www.who.int/gho/ncd/risk\\_factors/physical\\_activity\\_text/en/](https://www.who.int/gho/ncd/risk_factors/physical_activity_text/en/). Accessed 28 Jul. 2020.

<sup>2</sup>"BEAT THE PANDEMIC: UN Global Health Challenge 2020 | HR Portal." <https://hr.un.org/page/beat-pandemic-un-global-health-challenge-2020>. Accessed 28 Jul. 2020.

<sup>3</sup>"What is Ubiquitous Computing (Pervasive Computing)?" <https://internetofthingsagenda.techtarget.com/definition/pervasive-computing-ubiquitous-computing>. Accessed 28 Jul. 2020.

<sup>4</sup>"Global connected wearable devices 2016-2022 | Statista." <https://www.statista.com/statistics/487291/global-connected-wearable-devices/>. Accessed 28 Jul. 2020.

### 1.1 Motivation: Challenges, Limitations and Technology Status

Despite its wide adoption, it is not yet evident whether the current ST technology has succeeded to fulfill the above requirements. *Do the existing ST solutions achieve lead to successful HBC and UE? Are there techniques that are more effective than others, and are ST and HCI designers aware of them?* The following constraints highlight the current challenges and limitations that motivate our study.

**Dubious effectiveness of digital HBC.** While ST technology vendors present self-monitoring as the panacea to HBC, there is scattered evidence of the effectiveness of ST technology interventions increasing PA or decreasing sedentariness. Previous literature reviews and meta-analyses reported varied results, ranging from non-significant [138], and small to medium [44] to significant [136] improvements in users' PA levels, with systems failing many times to reach their full potential [103]. Hence, it is unclear how effective ST technology currently is in achieving HBC. According to Aldenaini et al. [4], ST design currently suffers from various limitations: (i) It is unclear which design components lead to increased HBC (e.g., increased step counts). In other words, there is no reasoning behind the choice and effectiveness of different HCI components. (ii) The majority of digital interventions are not theory-grounded and lack a systematic formulation; namely, they do not use any HBC frameworks in the system design, which may limit their effectiveness. (iii) Most digital interventions are evaluated based on their short-term effectiveness rather than their results' sustainability, leading to questions regarding their long-term effectiveness. (iv) There is no standard approach for evaluating the effectiveness of digital interventions to provide reliable data that can be used for future ST design.

**High and variable attrition rates.** The health and fitness tech market may be booming, but attrition rates vary from case to case, ranging from 30% [115] to more than 70% [51] in some reports. Thus, ST technology may have limited success in actually sustaining UE. This issue highlights the vital need for evaluating not only short-term HBC but also long-term HBC and UE, as well as how different technological features and design techniques affect HBC and UE and to what extent. In the end, how successful is HCI in ST technology?

Since the design of effective and sustainable ST is a multidisciplinary and complex issue, incorporating theories from Behavioral Science, Computer Science and HCI, and Sports Science, there is a need for specifying the core demands of ST technology. Thus, a clear proposition to encompass the requirements and limitations discussed above should respond to the next critical questions:

- (1) *Design:* How can we design effective, evidence-based interfaces and system features for ST technology to encourage HBC and UE?
- (2) *Evaluation:* How can we standardize the evaluation of the short- and long-term effects of such technologies' interfaces and features to quantify HCI in terms of HBC and UE?

### 1.2 Goals and Contributions

The two questions above, which we will dismantle into our research questions in a later section, have inspired this systematic review. Our vision is to contribute to the understanding of ST technology by a systematic review addressing the field's open issues and limitations. To the best of the authors' knowledge, although an abundance of publications refers to the effectiveness of ST interventions for HBC, a systematic analysis that connects the "pieces" between theory and HCI design and evaluation is still missing. The current article is a comprehensive survey of 117 studies that examines how ST technology interventions are conducted, designed, and evaluated, covering a period of 12 years (2008–2020) and a total of more than 6 million users across all investigated articles.

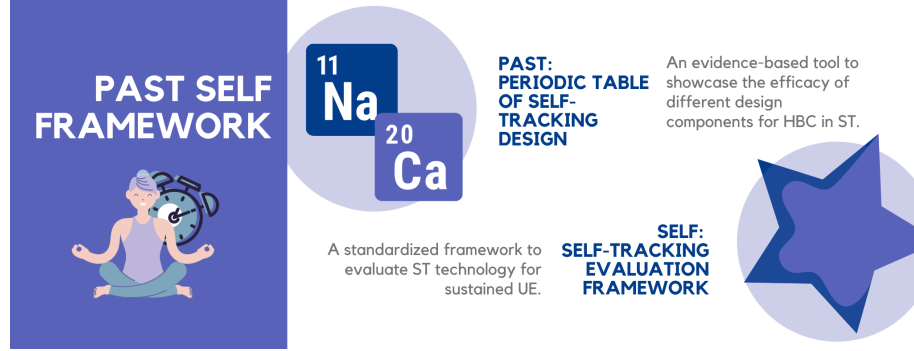


Fig. 1. PAST SELF framework encapsulates the Design (PAST) and the Evaluation (SELF) Components.

The main contribution of this paper is a large-scale systematic review of the literature related to ST technology. Through this review, we identify the lack of a common framework for designing and evaluating such technological interventions; hence, we propose PAST SELF, a novel framework for the design and evaluation of ST technologies' interfaces and system features (Figure 1). PAST SELF brings together principles of current practices and previous works in a formal and structured way. Thus, our contributions can be summarized as follows:

- **Systematic Review.**

- We explore the basic principles associated with HBC ST technology and UE and identify key challenges, limitations, and open questions that motivate our work (Section 2)
- We present our methodology for conducting a systematic review of the related literature, based on which we pose this article's research questions (Section 3).
- We analyze included works and present quantitative and qualitative results related to interventions, experimental setups, theoretical frameworks, and publication details (Section 4).
- We proceed to an in-depth study of the system design elements, namely interface components and system features, and how they affect the effectiveness of ST interventions, as well as the PA- and UE-related evaluation metrics most commonly used in ST research (Section 5).

- **PAST SELF.**

- We propose a framework to systematically classify and evaluate methods and experimental results in ST technology. The PAST SELF framework consists of two components: The *Design Component* (Section 5.1.6) introduces the **Periodic Table of Self-Tracking Design (PAST)**, and enables ST developers and HCI researchers to identify the most effective software and interface design elements for ST technology based on previous interventions. The *Evaluation Component* (Section 5.2) provides practitioners with a standardized way of measuring PA and UE to evaluate the effectiveness of their system over time, by introducing the **Self-Tracking Evaluation Framework (SELF)**.
- We make publicly available a dataset<sup>5</sup> of the studied papers that aggregates detailed information about the methods and metrics used in each of them, as well as numerical results of their experimental findings.

<sup>5</sup>syfantid/PAST-SELF-Framework-Data: The data file for the PAST SELF Framework - GitHub." <https://github.com/syfantid/PAST-SELF-Framework-Data>.

Moreover, we provide an online, interactive tool<sup>6</sup> for the visualization of the PAST component of our framework [151]. We deem that the dataset (which is continuously updated and open to contributions) and the visualization tool can further facilitate HCI and ST researchers and practitioners beyond this review's scope.

## 2 BACKGROUND

In this section, we initially provide an overview of the HBC and UE technology aspects, which are identified as crucial aspects for the ST technology's success, as seen in Section 1. We provide a formal background on these aspects that can be valuable for both ST and HCI practitioners and researchers. Moreover, we discuss relevant past surveys and meta-analyses to reveal key challenges and limitations, as well as the novelty of the present work.

### 2.1 Health Behavior Change (HBC)

In the context of public health, HBC refers to "efforts put in place to change people's habits and attitudes, to prevent disease". [114]. HBC efforts can be aimed at different levels, including individual, organizational, community, and population levels, and there exists an interaction between them. The most effective HBC programs combine multiple levels simultaneously and consistently [48]. HBC programs usually utilize behavioral change theories at different levels. Individual and interpersonal theories are frequently encountered in the field of ST technology, including, but not limited to, the Transtheoretical Model of Health Behavior Change [129], and the Self-Determination Theory [36]. To better understand the theories implemented in ST technology, we provide a qualitative analysis of theoretical frameworks in ST in Section 4.

Descriptions of PSD model strategies	
<b>Primary task support</b>	
Reduction	The system has to decrease the effort, and strain users consume when doing their target behavior by reducing complex behaviors into simple and easy tasks for users.
Tunneling	The system has to guide users in the attitude change process or experience by providing opportunities for action performance that makes user nearer to the target behavior.
Tailoring	The system offers tailored information for its user group according to their interests, needs, personality, or other factors related to the user group.
Personalization	The system has to provide personalized content and customized services for users.
Self-monitoring	The system has to give means for users to track and monitor their performance, progress, or status in accomplishing their goals.
Simulation	The system needs to give means for observing and noticing the connection between the cause and effect of users' behavior.
Rehearsal	The system must deliver means for rehearsing a target behavior.
<b>Dialogue support</b>	
Praise	The system has to deliver praise through images, symbols, words, videos, or sounds as an approach to give user feedback information regarding his/her behavior.
Rewards	The system should offer virtual rewards for users to provide credit for doing the target behavior.
Reminders	The system has to remind users to perform their target behavior while using the system.
Suggestion	The system has to suggest ways that users can achieve the target behavior and maintain performing behavior during the use of the system.
Similarity	The system must imitate its users in some particular manner, so the system should remind the users of themselves in a meaningful way.
Liking	The system should be visually attractive and contain a look and feel that meets its users' desires and appealing.
Social role	The system has to adopt a social role by supporting the communication between users and the system's specialists.
<b>System credibility support</b>	
Trustworthiness	The system has to give truthful, fair, reasonable, and unbiased information.
Expertise	The system has to offer information displaying experience, knowledge, and competence.
Surface credibility	The system must have a competent look and feel that portrays system credibility based on an initial assessment.
Real-world feel	The system must give information about the organization or the real individuals behind its content and services.
Authority	The system should refer to people in the role of authority.
Third-party endorsements	The system should deliver endorsements from well-known and respected sources.
Verifiability	The system has to give means to investigate the accuracy of the system content through external sources.
<b>Social support</b>	
Social learning	The system has to give a user the ability to observe other users and their performance outcomes while they are doing their target behavior.
Social comparison	The system should enable users to compare their performance with other users' performance.
Normative influence	The system has to have a feature for gathering together individuals that have identical objectives and let them feel norms.
Social facilitation	The system should enable a user to discern other users who are performing the target behavior along with him/her.
Cooperation	The system should offer the opportunity for a user to cooperate with other users to achieve the target behavior goal.
Competition	The system should allow a user to compete with other users. In the competition principle, there is a chance for winning or losing a race.
Recognition	The system has to offer public recognition (e.g., ranking) for users who do their target behavior.

Table 1. The strategies of the Persuasive System Design (PSD) Model [111, 112].

However, behavioral change theories do not provide specific details on how their theoretical components could be translated into a real-world HBC system, such as ST technology. Thus, the interpretation is up to the ST practitioner. To bridge this gap, Oinas-Kukkonen et al. have proposed a computer-science based framework for Persuasive Systems

<sup>6</sup>"PAST SELF Framework - PAST Visualization." <https://syfantiid.github.io/past-framework-visualization/>. Accessed 4 Jan. 2021.

Design (PSD) [111, 112], which is conceptual and theory-creating by its nature. PSD is widely adopted and appreciated as a standard that describes the content and software functionality required in a Behavior Change (BC) product or service. For these reasons, we organize and present the persuasive strategies utilized by the included studies (Sections 5.1.1 to 5.1.5), and we build the PAST component of our framework (Section 5.1.6) based on the generic PSD principles. In particular, the PSD framework defines four categories of strategies, namely, *primary task support*, *dialogue support*, *credibility*, and *social support*; each category has seven sub-groups within. Table 1 summarizes the PSD model strategies for BC. As a final note, we would like to mention that the PSD framework per se provides no information about each of its elements' effectiveness in achieving HBC, which we discuss below and address in our framework. Specifically, in the following sections, we present and discuss results of previous ST studies on the effectiveness of different HCI elements (Sections 5.1.1 to 5.1.5) and propose a way to formalize the quantification of their efficiency in our PAST SELF Framework (Section 5.1.6).

## 2.2 User Engagement (UE)

For HBC to translate into population health, it must be maintained over the long run. In the context of ST technology, HBC systems need to measure, increase, or sustain UE to achieve considerable HBC outcomes. Attfield et al. define UE as "the quality of the user experience that emphasizes the positive aspects of the interaction, particularly the phenomena associated with wanting to use a technological resource longer and frequently" [11]. UE is vital to measure because it can quantify if the user interacts with the system successfully or not. For example, it helps us differentiate a product with gradual UE from a product that creates initial value but fails to create lasting value. The latter situation leads to higher attrition rates, a common problem of ST technology, as seen in Section 1.

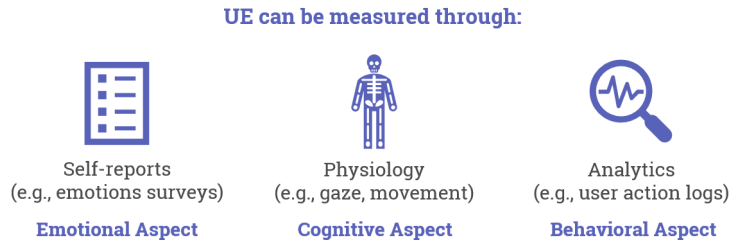


Fig. 2. The three aspects of UE and how to measure them.

UE has three aspects: the emotional aspect, the cognitive aspect, and the behavioral aspect [82, 122] (see Figure 2). The *emotional aspect* refers to the user's feelings and state of mind regarding the system and is usually measured through self-reports. The *cognitive aspect* refers to the user's physical reaction to the system (e.g., eye gaze, bodily response). It is usually measured through physiological measurements, such as body temperature and heart rate measurements. Finally, the *behavioral aspect* refers to the user's behavioral response to the system (e.g., frequency of visits, duration) and is usually measured by analytics, such as analytics on usage logs. Each aspect captures UE's different characteristics, and a combination of all aspects offers a holistic view. Several UE metrics that fall under these aspects refer mostly to desktop computing or, in some cases, mobile computing, where measurements, such as eye-tracking or mouse-tracking, are still possible. Hence, in our work, we screen the included studies for elements related to the emotional, cognitive and behavioral aspects of UE, by adapting and refining the generic methodology of Lalmas et al. [82] to the ubiquitous

ST technology domain. This refinement leads to the creation of the SELF component of our framework, as discussed in Section 5.2.

### 2.3 Limitations and Open Questions in ST Technology Research for HBC and UE

Various studies have examined and evaluated the effectiveness of ubiquitous interventions in the health domain that aim to reduce sedentary behavior or increase PA for individuals. Some researchers have conducted surveys that include interventions targeted to samples with specific characteristics (e.g., age group, ethnic group, profession) [39, 105, 130, 142]. Others focus on examining the effects of specific behavior change techniques (e.g., gamification, text messaging, personalization) on the activity levels of individuals [21, 60, 103, 145]. It is evident that due to the strict inclusion criteria, these reviews suffer from a limited number of primary studies, and their results might not be generalizable to the whole population. At the same time, some reviews do not focus on ubiquitous technology solutions [67, 164], failing to capture the requirements of designing and evaluating modern ST technology. Also, due to the subject's multidisciplinary nature, multiple reviews from different domains (e.g., medicine, psychology) seem to neglect recommendations for designing and evaluating ST technology, thus failing to bridge the gap between theoretical foundations and practice [94, 163]. Finally, some reviews that explore the design space for HBC [3, 4, 67, 93, 110, 146] offer insights for extended explorations targeted by our work.

To the best of our knowledge, though, there are no systematic reviews that provide an evidence-based, end-to-end, standardized solution for designing and evaluating robust and extensible ST technology, based on extending, adapting, correlating, and synthesizing past studies' results. Moreover, no review has bridged the gap between HBC and sustained UE in the ST domain as far as we are aware. The limited reviews that refer to UE focus mostly on UE on websites or generic software [35, 141], rather than on HBC technology. Hence, the current work aims to bridge these gaps by following a formal research methodology, which we present in the following section.

## 3 RESEARCH METHODOLOGY

The current study follows an established methodology to determine how researchers have approached the design and evaluation of ubiquitous ST technology solutions for HBC and UE. Precisely, we follow a systematic methodology to ensure the quality of included studies and limit the initial number of articles, based on the guidelines introduced by Kitchenham's [74] widely recognized and uniform protocol for conducting a systematic review.

Based on this protocol, we initially identify the need for a systematic review. In Section 2.3, we gave an overview of the surveys surrounding the use of ST technology in HBC interventions for PA. However, none of them focused on this article's objective, namely identifying, categorizing and presenting best practices for designing and evaluating ST technology for HBC and UE. At the same time, we could not locate any similar work. Based on the Kitchenham methodology criteria and the research gaps discussed in Sections 1 and 2.3, we specify the following five research questions that drive our review. We believe that these questions provide researchers in the domain or generally stakeholders with a comprehensive view of UE and HBC strategies in ubiquitous ST technology, with the ultimate purpose of increasing PA levels.

**RQ1** How many research studies exist that address issues related to sustained UE and HBC in ST technology?

**RQ2** Which set-ups have been used (e.g., sample size, intervention duration) for HBC and UE experiments?

**RQ3** Which are the theoretical frameworks that have been used to increase PA and sustain UE?



**RQ4** Which are the most effective HCI design strategies for ST technology (interface and system components and functionalities) that have been used to achieve HBC and sustain UE?

**RQ5** How can we measure PA and evaluate UE in ST technology?

To locate the right papers that would help us answer the questions above, we chose to perform a broad, automated search in digital libraries, focusing on articles that have been published in journals and conferences for the last 16 years (between 2004 and 2020). We select such a research period because wearable technology for ST (e.g., Nike + iPod Sport Kit, Fitbit) emerged in the late 2000s. As our sources, we utilized Google Scholar, Scopus, IEEE Xplore, and Web of Science digital libraries for their coverage and accessibility and the quality of their results. To identify appropriate search terms combined with Boolean operators, we followed the guidelines of Spanos et al. [144]. According to the authors, "the determination of search terms is an iterative procedure starting with trial searches using different search terms, considering an initial set of articles that is already known to belong to the research field of the systematic review". The procedure of determining search terms ends "when the initial set of already known articles is found by the search". Following this procedure led us to the search query below:

("mobile application" OR "mobile phone" OR smartphone OR "digital coach" OR "digital trainer" OR wearable  
OR "activity tracker" OR "self-tracking devices" OR smartwatch)  
AND  
("user study" OR "persuasive technology" OR "user engagement" OR "user motivation")  
AND  
(fitness OR "physical activity" OR exercise)

Notice that our focus is retrieving the literature related to self-tracking with or without the elements of HBC and UE. These latter concepts are too broad and a search query containing them returns thousands of results irrelevant to our work, such as articles describing smoking cessation or nutrition interventions. To ensure the high quality and relevance of the included papers, we define appropriate inclusion and exclusion criteria which help us determine the final sample of articles:

#### **Inclusion Criteria**

- (1) Articles published in a peer-reviewed academic journal or proceedings from an international scientific conference (NPR);
- (2) Articles published in English (NE);
- (3) Articles that include at least one user experiment, such as an intervention, a pilot study, or a longitudinal study (NI);
- (4) Articles that utilize at least one ubiquitous device, such as a mobile or a wearable device (NUI);
- (5) Articles that include a quantitative assessment of the intervention's effect, either in terms of altered PA levels or user engagement (NM).

#### **Exclusion Criteria**

- (1) Articles that discuss HBC and UE in different domains, such as Marketing or Behavioral Economics (DD);
- (2) Articles that discuss other forms of HBC, such as nutrition monitoring, stress monitoring, or smoking cessation, rather than physical activity (NPAO);
- (3) Articles that refer to interventions that utilize a subjective assessment of activity levels, e.g., utilizing surveys measuring the perceived level of activity or manual data entry (NS);



- (4) Articles that use out-of-the-box products, without any feature alteration, solely for monitoring performance (OP);
- (5) Articles that do not describe the ubiquitous ST technology's design features in the description of the user experiment (NDF);
- (6) Articles published in different outlets but referring to the same user experiment (D).

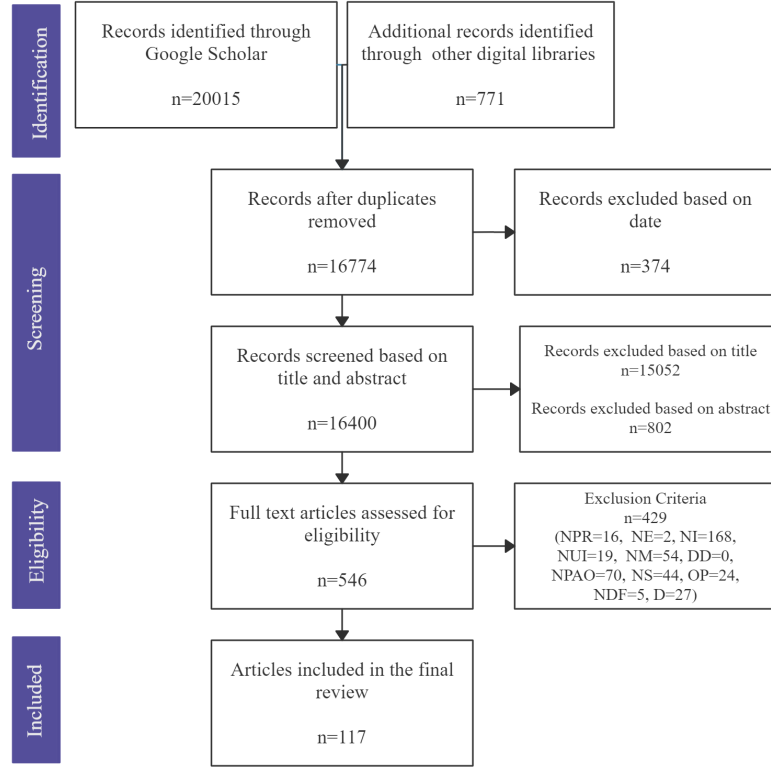


Fig. 3. PRISMA flow diagram of studies in the systematic review.

Finally, the sequential execution of the steps above led to the final set of articles for our review. Our search results from various digital libraries are depicted in Figure 3. Overall, we screened 16774 articles after duplicate elimination, of which we removed 374 based on date criteria (earlier than 2004), 15052 based on the title, and 802 based on the abstract. After carefully studying the remaining 546 articles, we excluded 429 articles based on our inclusion/exclusion criteria. Hence, 117 articles synthesized our final pool. We present the data features we extracted from the included articles and the results of their synthesis in the following sections.

#### 4 QUANTITATIVE & QUALITATIVE FINDINGS FROM THE SYSTEMATIC REVIEW

In this section, we present our quantitative and qualitative survey findings based on the investigated articles. The section provides answers to our research questions RQ1, RQ2, and RQ3; namely, it presents the number and venues of

published studies related to sustained UE and HBC in ST technology over the years, the experiment set-ups they have utilized, as well as the theoretical frameworks behind the intervention design.



Fig. 4. A word cloud of the keywords of our final article pool.

We first present a general overview of the scientific topics in the field of ST technology for HBC in Figure 4. The depicted word cloud is produced from the keywords in our pool of articles. It illustrates the topics that gather scientific interest in the domain of ST technology for HBC. Specifically, "physical activity", "behavior change", "mHealth", and "intervention" are some of the main topics of interest. Moreover, it highlights some of the design techniques utilized for HBC interventions (e.g., gamification, social support, competition) and the sampled populations' characteristics (e.g., adolescents, type-2 diabetes, obesity). It also verifies the intersectionality of the field, as discussed in previous sections, with terms emitting from Behavioral Economics (e.g., "behavioral economics"), Medicine (e.g., "type-2 diabetes"), Psychology (e.g., "intrinsic motivation"), and Computer Science (e.g., "connected health", "mHealth"). Finally, the challenges in the design and evaluation we discussed in Section 1 also emerge through this word cloud with keywords, such as "design science", "effectiveness", and "persuasive technology".

Regarding our research questions, we present the results in response to RQ1 in Figures 5 and 6, which summarize the number of publications per year related to ST and HBC technology and the number of publications per publisher or conference organizer, respectively. Studies related to ST technology for HBC first appeared in 2008, which is reasonable since ST technology became commercially available in the late 2000s. Since then, the number of related publications has faced a steady increase, while it has more than doubled in three years (between 2014 and 2017). Note that Figure 5 is only based upon our final article pool (117 articles), but our exploration of the non-eligible article pool (429 articles) follows a similar trend.

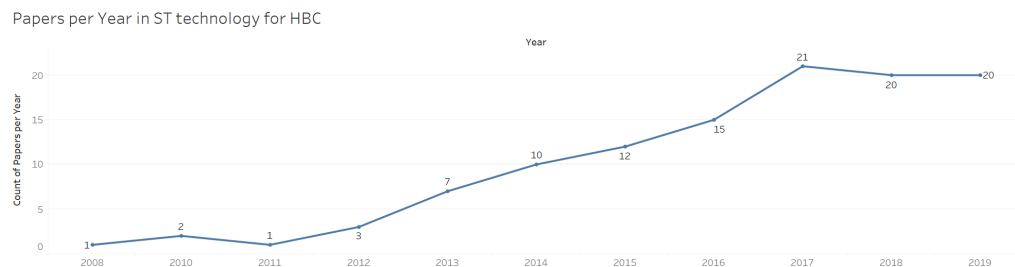


Fig. 5. The trend of published articles per year in the domain of ST technology for HBC.

**Key Finding:** ST technology for HBC research is still in its infancy, but with growing interest over the years.

Active Publishers in ST technology for HBC

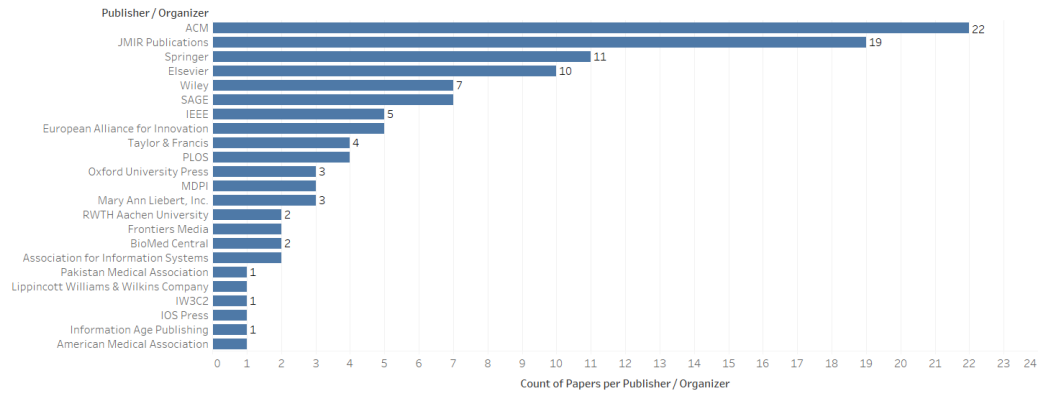


Fig. 6. A bar plot of the most active publishers in the domain of ST technology for HBC.

ACM (22 articles), JMIR Publications (19 articles), and Springer (11 articles) hold the top-3 of publishers/conference organizers in the field (See Figure 6). The most popular journals for publishing articles regarding ST technology in HBC include JMIR mHealth and uHealth (12 articles), followed by PLoS ONE and the American Journal of Preventive Medicine (4 articles each). Similarly, the most popular conferences include the ACM CHI Conference on Human Factors in Computing Systems (6 articles), the ACM International Joint Conference on Pervasive and Ubiquitous Computing (UbiComp) (5 articles), and the EAI PervasiveHealth Conference (4 articles).

**Key Finding:** The interdisciplinarity of the domain is evident by its main publishing venues; medical and medical informatics journals hold the first spots for journals, while computer science conferences are the most popular.

Intervention Sample Size in ST technology for HBC (w/o outliers)

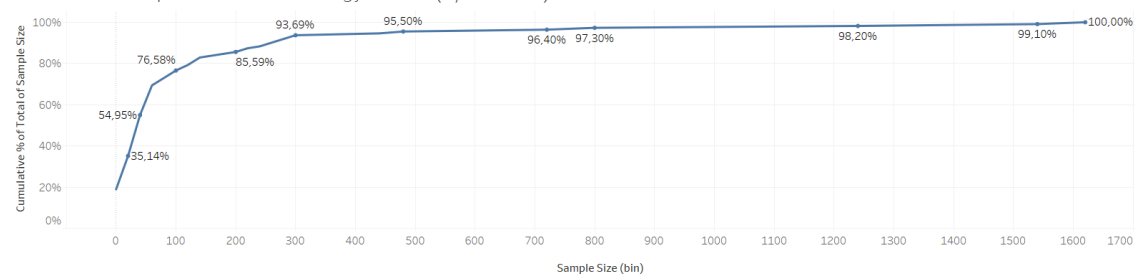


Fig. 7. A cumulative percentage plot of intervention sample size. Three outlier sample sizes larger than 1700 subjects were excluded for presentation purposes.

Figures 7 and 8 present the results in response to RQ2; namely, they outline the intervention set-ups for HBC utilizing ST technology. Figure 7 shows that more than three-quarters of all investigated studies have a sample size of fewer than 100 subjects, while more than a third have a sample size of less than 20. Similarly, in Figure 8, we can see that 4 out of 5 interventions have a duration of fewer than three months, while almost half have a duration of less than a month. While such sample sizes and duration may be understandable in an experimental setting, small samples and short duration can negatively affect the generalizability of interventions' results [43]. Hence, these observations highlight the need for large-scale experiments and provide a fertile space for future experimentation with larger populations over extended periods.

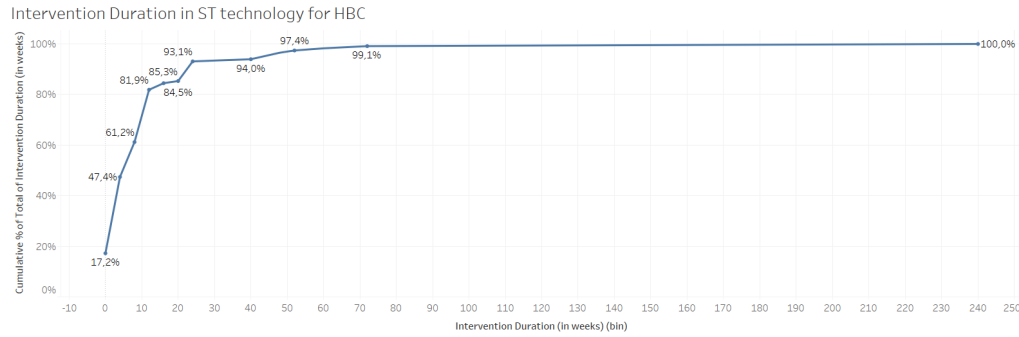


Fig. 8. A cumulative percentage plot of intervention duration (in weeks).

**Key Finding:** The majority of interventions utilize a small sample size ( $< 100$  subjects) and short duration ( $< 1$  month), causing generalizability issues for the intervention outcomes and asking for large-scale interventions.

The mean age of the sample population for all studies is 38 years old. The majority of the experiments refer to young adults (22%), i.e., university students, or adults and middle-aged people (48%), while fewer experiments focus on kids (5%) and adolescents (13%) or the elderly (12%). However, the population worldwide is ageing<sup>7</sup>, meaning that we are experiencing a growth in the number and proportion of older people. Hence, ST technology should cater to the needs of this growing market segment, and future studies should focus on exploring the design space of ST devices for the elderly. At the same time, kids are active users of technology, and many activity trackers on the market are targeted exclusively to them<sup>8</sup>. Future research should be directed towards designing kid-friendly ST technology by prioritizing the enhancement of features that they can offer children.

**Key Finding:** While research currently focuses on the adult population, ST technology for the elderly or kids demonstrates a hidden potential for the future.

Apart from the age criterion, studies have focused on populations with different characteristics regarding gender, ethnicity, health status, physical condition, employment status, and psychological factors. The most popular ST technologies utilized for the experiments involve Fitbit activity trackers (33 articles), ActiGraph accelerometers (9

<sup>7</sup>"Ageing | United Nations." <https://www.un.org/en/sections/issues-depth/ageing/>. Accessed 15 Sep. 2020.

<sup>8</sup>"Children's Wearable - Trend Hunter." <https://www.trendhunter.com/protrends/childrens-wearable>. Accessed 15 Sep. 2020.

articles), and Polar, Omron, and Jawbone activity trackers (4 articles each). Whenever an intervention focused on mobile ST technology, it usually utilized the mobile's built-in sensors and a custom-made application. This could be because many of the researchers behind ST for HBC interventions do not have a computer science background and potentially lack the skill set to develop more technologically advanced interventions. Much fewer interventions incorporate state-of-the-art ML or powerful out-of-the-box APIs, such as the Google Fit SDK<sup>9</sup>, or Apple's CMMotionActivity API<sup>10</sup>. Such APIs facilitate developers in creating ST technology interventions by giving them easy access to sensor data and user's real-time and historical PA data and integrating with popular ST devices.

**Key Finding:** There is an abundance of existing, out-of-the-box APIs and ML libraries that can facilitate and enhance ST interventions development. However, up to now, studies were limited to exploiting only a fraction of these capabilities.

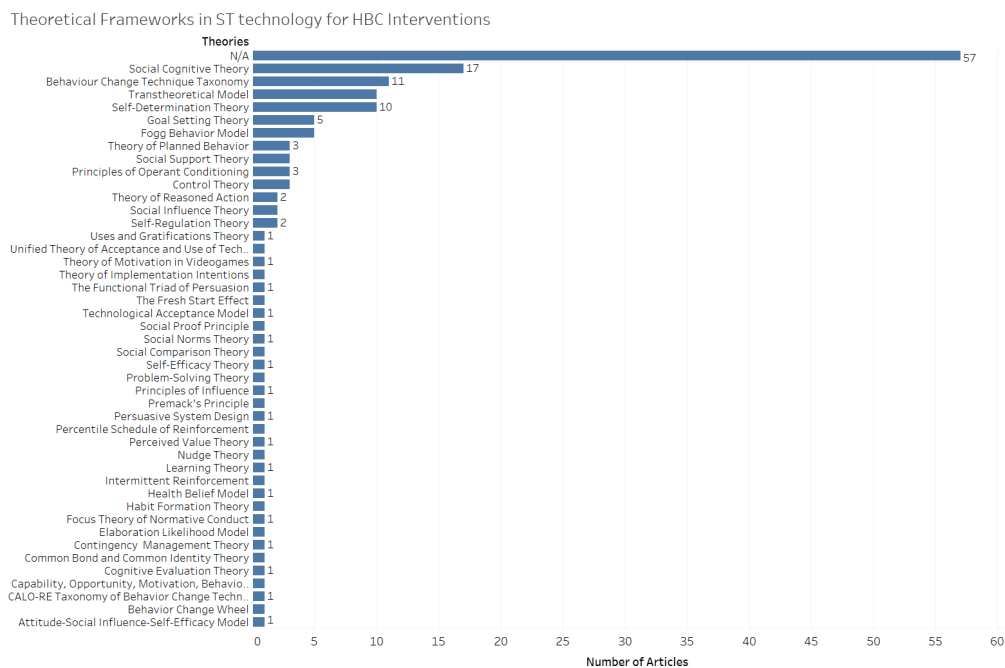


Fig. 9. The theoretical frameworks utilized for intervention design.

Figure 9 gives us an answer to RQ3; namely, it outlines the theoretical frameworks utilized to support HBC interventions. Notice that almost half of the investigated articles (specifically 48.7%) either did not utilize any theoretical framework or did not clearly identify one in their full-text, limiting their potential impact. This absence is partly driven by the plethora of overlapping behavior change theories and related strategies and the lack of domain expertise and

<sup>9</sup>"Google Fit | Google Developers." <https://developers.google.com/fit>. Accessed 15 Sep. 2020.

<sup>10</sup>"CMMotionActivity | Apple Developer Documentation." <https://developer.apple.com/documentation/coremotion/cmmotionactivity>. Accessed 15 Sep. 2020.

interdisciplinary research [123]. From those articles who did mention a psychological theory, we can see that the four most popular theories include the Social Cognitive Theory (17 articles) [134], the Behaviour Change Technique Taxonomy (11 articles) [99], the Transtheoretical Model (10 articles) [129] and the Self-Determination Theory (10 articles) [36]. While these theories mostly explain human behavior rather than provide methods for designing and evaluating ST technology, they work as foundations behind ST technology’s proposed interventions. The PAST SELF framework considers several interventions, backed up by different theories, bringing their insights together to provide a common framework for designing and evaluating ST technology for HBC and UE.

**Key Finding:** There is no common framework for ST interventions. Also, almost half of the investigated articles either were not based on any theoretical framework or did not clearly identify one in their full-text.

To sum up, our key findings showcase that ST technology research for HBC is still in its infancy with growing interest from various disciplines (RQ1). It is a field with several unexplored facets with great potential for research, e.g., conducting experiments with larger sample sizes, longer duration, and varied population characteristics (RQ2). Finally, the lack of utilization of development tools and theoretical frameworks (RQ3) highlights the need for a standardized, robust, and extensible framework for the design and evaluation of ST systems for HBC and UE; this is the gap that the PAST SELF framework we propose (Section 5) aims to fill.

## 5 FROM A SYSTEMATIC REVIEW TO THE PAST SELF FRAMEWORK

In Section 4, we offer an evidence-based response to three of our research questions, RQ1, RQ2, and RQ3. This section responds to RQ4 and RQ5 through the thorough study of the 117 investigated articles and the synthesis of the outcomes towards establishing a systematic framework. In the following subsections, we present an analysis of the most common HCI design (Section 5.1) and evaluation (Section 5.2) techniques encountered in the included articles, providing answers to RQ4 and RQ5, respectively.

Additionally, we bring together past results and current practices in the form of the PAST SELF Framework. PAST SELF is an evidence-based framework for identifying, categorizing, and presenting the most common design and evaluation elements of ST technology for HBC and UE. Specifically, in Section 5.1.6 we propose the design component of the framework, the Periodic Table of Self-Tracking Design (PAST), and in Section 5.2 we propose the evaluation component, the Self-Tracking Evaluation Framework (SELF). Finally, in Section 5.3, we demonstrate how researchers and practitioners in the field can apply and benefit from the PAST SELF framework through a use case scenario. PAST SELF aims to help researchers learn from previous experiences, identify best practices, facilitate and accelerate their current research, and avoid common pitfalls.

### 5.1 Designing for Health Behavior Change & the PAST Component

In this section, we discuss how the general-purpose PSD persuasive techniques have been used in practice in the included papers to design ST interfaces and system features. To achieve this and provide an answer to RQ4, we manually extract from the investigated papers the elements related to PSD and discuss them in Sections 5.1.1 to 5.1.5 (Table 2 aggregates the presented information). Finally, in Section 5.1.6, we bring together the knowledge extracted from the investigated literature. We present the PAST Component of our PAST SELF Framework, which gives us an evidence-based and theoretically-grounded insight into the effectiveness of different persuasive techniques for designing successful ST interfaces and system features.

Descriptions of PSD model strategies	
<b>Primary task support</b>	
Reduction	[2, 5, 8, 9, 16, 18, 23, 26, 27, 30, 32, 40, 41, 47, 49, 50, 53, 56, 57, 64, 65, 70, 72, 73, 81, 83–85, 90, 91, 98, 104, 106, 117, 121, 126, 131, 137, 148, 149, 153, 162, 169, 170]
Tunneling	[2, 15, 18, 23, 26, 45, 83, 89, 95, 119, 125, 132, 137, 162, 170]
Tailoring	[1, 5, 14, 25, 50, 55, 59, 65, 79, 85, 100, 106, 121, 126, 139, 143, 153, 156]
Personalization	[1, 2, 9, 14, 15, 18, 22, 23, 29, 34, 40, 72, 53, 56, 58, 59, 62, 65, 72, 73, 77, 78, 83, 85, 97, 98, 100, 106, 121, 124, 131, 132, 137, 143, 153, 161, 168, 171, 172]
Self-monitoring	[2, 5, 8–10, 12, 13, 17–19, 22–28, 30–33, 37, 38, 40, 41, 45, 47, 49, 53, 56–58, 62, 64, 66, 68, 70, 72, 73, 75–78, 81, 83–85, 87, 88, 90–92, 100–102, 108, 109, 116, 118–121, 124–128, 131, 132, 135, 137, 139, 143, 147, 149, 153, 156–159, 161, 162, 166, 168, 169, 171, 172]
Simulation	[10, 23, 32, 56–59, 65, 72, 73, 98, 119, 131, 139, 148, 149, 153]
Rehearsal	[5, 70, 76, 77, 84]
<b>Dialogue support</b>	
Praise	[1, 5, 15, 31, 37, 45, 69, 70, 79, 85, 91, 97, 102, 106, 117, 119, 157]
Rewards	[2, 8–10, 13, 16, 17, 19, 23, 24, 26, 27, 29–31, 33, 37, 38, 40, 46, 50, 53, 59, 62, 65, 66, 70, 72, 73, 76, 78, 81, 84, 85, 87, 92, 96, 97, 101, 104, 106, 109, 116–118, 124, 148, 149, 158, 159, 161, 162, 170–172]
Reminders	[1, 2, 5, 10, 17, 19, 23, 25, 30, 31, 38, 45, 47, 55–57, 66, 70, 75, 84, 89, 90, 95, 97, 120, 125, 137, 147, 152, 154, 160, 169, 171]
Suggestion	[1, 2, 5, 10, 18, 15, 17–19, 23, 28, 30, 33, 45, 47, 50, 56, 57, 63, 64, 69, 71, 72, 75–77, 79, 81, 83–85, 100, 106, 121, 124, 126, 127, 131, 132, 137, 143, 152–154, 162, 170]
Similarity	[5, 15, 50, 70, 72, 73, 85, 98]
Liking	[2, 31, 32, 50, 58, 65, 66, 85, 106, 121, 148, 162, 170]
Social role	[16, 18, 25, 45, 66, 73, 119, 148, 154, 170]
<b>System credibility support</b>	
Trustworthiness	[31, 162, 170]
Expertise	[5, 18, 85, 106]
Surface credibility	N/A
Real-world feel	[31, 50, 77, 90, 171]
Authority	[5, 16, 31, 45, 77, 83, 91, 92, 121, 154]
Third-party endorsements	N/A
Verifiability	N/A
<b>Social support</b>	
Social learning	[2, 6, 9, 12, 14, 26, 27, 30, 33, 38, 54, 63, 66, 72, 73, 87, 90, 97, 102, 124, 126, 127, 135, 147, 150, 155, 169]
Social comparison	[2, 8, 9, 12, 13, 26, 27, 33, 41, 49, 68, 72, 85, 88, 100, 108, 109, 124, 147, 154, 157, 169]
Normative influence	[2, 19, 26–28, 58, 72, 85, 89, 106, 117–119, 155, 157]
Social facilitation	[12, 49, 59, 85, 90, 97, 104, 106, 124, 149]
Cooperation	[16, 19, 22, 26–28, 33, 41, 50, 54, 66, 72, 73, 85, 87, 108, 116, 118, 135]
Competition	[16, 26, 27, 30, 33, 38, 41, 49, 50, 54, 59, 72, 73, 85, 87, 98, 108, 109, 128, 140, 158, 162, 170, 172]
Recognition	[5, 9, 19, 27, 30, 33, 38, 49, 54, 59, 66, 87, 98, 100, 109, 128, 140, 149, 158, 170, 172]
<b>Others</b>	
Goal-setting	[2, 8, 9, 14, 15, 18–20, 22, 24–32, 37, 40, 41, 49, 50, 55–57, 59, 62, 64, 65, 72, 73, 77–79, 81, 83–85, 89, 90, 97, 100–102, 104, 116–119, 121, 124, 125, 137, 143, 148, 152, 153, 156, 159, 162, 170–172]
Punishment	[29, 70, 79, 84, 117, 119, 157]
General Information	[10, 30, 77, 85, 119, 143, 152]
Variability	[85, 104, 119]

Table 2. The related references per strategy of the Persuasive System Design (PSD) Model [111, 112].

### 5.1.1 Primary Task Support.

In the PSD Framework, Primary Task Support includes seven persuasive techniques: Self-monitoring, Personalization, Reduction, Tailoring, Tunneling, Simulation, and Rehearsal (See Table 1).

In the investigated papers, **Self-monitoring** takes the form of online visual, textual, audio or haptic feedback on a mobile application dashboard [2, 5, 8, 10, 12, 13, 17, 23, 28, 31, 40, 41, 47, 49, 53, 56, 57, 64, 66, 72, 75, 76, 78, 87, 90, 91, 100, 101, 108, 109, 120, 121, 126, 131, 132, 135, 139, 143, 147, 149, 153, 159, 162, 169, 171], a watch face or a watch application [8, 9, 22, 24, 26–28, 30, 33, 37, 41, 58, 62, 70, 77, 78, 84, 85, 90–92, 125–127, 135, 153, 157, 158, 161], a phone background [32, 73, 119, 156], a push notification [87, 124, 143, 162, 172], a web application dashboard [9, 18, 25, 33, 81, 83, 85, 102, 128], a public display [8], or another wearable device [19, 88]. It can also take the form of offline feedback, such as e-mail [22, 38, 45, 68, 81, 92, 116, 118, 137, 166, 168] or SMS communication [25, 116, 118]. The feedback can be both real-time and analytical, even though the latter is less common in the investigated literature. Real-time, textual performance feedback, such as step count, is the most common information provided to the users as an indication of their daily PA. It comes as no surprise that self-monitoring is the most common PSD technique we encountered in the investigated literature, since recording and visualizing the users' data is by definition the purpose of ST technology.

**Personalization** is implemented as personalized goals based on past PA [2, 9, 14, 15, 25, 28, 30, 58, 59, 62, 65, 72, 77, 78, 97, 100, 106, 124, 143, 161, 171, 172], automatic identification of psychological state [85], personalized exercise plans based on user goals, preferences or past behaviors [18, 22, 65, 83, 121, 131, 132], or generally personalized content based on user's habits, time of day, location, weather, or preferences [1, 23, 37, 55, 56, 75, 98, 132, 137, 153, 168]. Specifically, to set new, personalized goals, the system learns about the user's activity levels based on her past PA (usually daily step counts) and then recommends a more challenging daily step goal. The goal has to be challenging enough to motivate the user to increase her PA, but not unrealistically demanding to avoid demotivating the user. Also, it has to be in line with the recommended guidelines. Similarly, personalized content, such as exercise plans, aims to contextualize PA in the user's lifestyle to make it easier for her to perform the target behavior, namely sufficient PA. Promoting active transportation, e.g., walking to work over driving is an example of a personalized, contextualized suggestion. Note that, according to previous research [86], associations between physical activity and contextual information help users become more aware of the factors that affect their PA levels. Finally, the application of Machine Learning (ML) for ST



personalization is very promising and still at its early stages. Different users have different patterns of usage [133] and future work should focus more on learning the users' needs, wants, pain points, and habits based on their past data to automatically adjust the systems' features to the individual user and maximize its results.

**Reduction** is achieved through multiple simultaneous goals [26, 27, 32, 49, 56, 57, 64, 81], graded goals or difficulty levels [16, 27, 53, 64, 72, 83, 104, 117, 131, 148, 149, 170], contextualization of PA into everyday life [47, 57, 91, 106, 162], exercise planning functionality or guidance [5, 9, 16, 18, 23, 30, 50, 64, 65, 75, 84, 98, 121, 126, 137], social network integration [2, 30], or feedback on progress towards goal accomplishment [8, 40, 41, 64, 70, 85, 90, 104, 153, 169]. The idea behind reduction is that the complexity of performing PA (time, physical and mental effort, and persistence required) can be decreased by modularizing PA and providing users with step-by-step guidance along the way. For instance, by providing graded, simultaneous step goals, the system gives even less active users (e.g., 6000 daily steps) the satisfaction of goal accomplishment to motivate them to perform better in the future (e.g., 8000 daily steps or even the recommended 10000 steps). On a different note, systems that offer on demand exercise plans of different duration, PA type and PA level, facilitate even the most novice users in the process of performing PA.

**Tailoring** takes the form of personalized information based on psychological profiles [1, 25, 63, 85, 100, 106], gender [63, 139, 143], age [5, 14, 50], professional occupation [100, 143, 153], interests [65], health status [55, 126], or season [79], as well as tailored exercise plans based on user experience [59, 121] or established guidelines [156]. For example, cancer survivors require different PA content than healthy adults, elderly with limited tech skills require different interfaces than the tech-savvy kids of today, exercise buffs need more demanding exercise plans than novices, and people of different ethnicities might have different habits in terms of PA that the system should take into consideration. Similar to Personalization, Tailoring ST technology has great potential in the age of ML. Future researchers can train inclusive models for sample populations with different characteristics to build more inclusive ST technology that caters to different user groups' needs.

**Tunneling** is realized through information provision and PA recommendation pairing [45, 95], reminders and goal-setting pairing [2, 89, 125, 137], reminders and PA recommendation pairing [162], context or goal identification and PA recommendation pairing [83, 132], gradual goal adjustments [15, 45], graded rewards availability [26, 170], or step-by-step guided PA routines [18, 23, 119]. The concept behind tunneling is transforming PA, or any related target behavior, into a step-by-step process that the user can follow. For example, based on the investigated literature, users are less likely to set their own goals autonomously. To get the users into the habit of setting goals, some systems send goal-setting reminders, potentially accompanied by new goals recommendations. Similarly, to recommend appropriate PA programs to the user, some systems inquire users about their goals and provide PA suggestions that make it possible to achieve these goals. These are examples of how a user can achieve a target behavior, e.g., set up a step goal or follow a PA recommendation, step-by-step with the system's help.

**Simulation** is implemented as cause-and-effect metaphors of growing gardens [32, 58, 65] that bloom with PA and wither with inactivity, pet avatars [72, 73, 119, 148] and human avatars [98, 139] that are happy and thriving when the user is active and sad otherwise, and other virtual experiences [59, 149] that are affected by real-world PA. Moreover, it is achieved through the presentation of expected health outcomes (short-term or long-term) based on current PA levels [23, 56, 57, 131], or via connecting locations or hours of the day with levels of PA or sedentariness [10, 153]. The concept behind the investigated papers that utilize simulation is that the user will develop an emotional bond and a sense of responsibility about the virtual garden or pet, which will drive her to perform more PA to better care for them.

Finally, **Rehearsal** is achieved through demonstration of exercises via short videos [5, 76, 77] or animated icons [70, 84]. This technique can be beneficial for novice and less tech-savvy target groups, such as the elderly.

### 5.1.2 Dialogue.

In the PSD Framework, Dialogue includes seven persuasive techniques: Rewards, Suggestion, Reminders, Similarity, Praise, and Social Role (See Table 1).

In the included papers, **Rewards** are implemented as free game commodities [13, 53, 65, 85, 104, 149, 158], congratulatory feedback for goal achievement or breaking sedentariness bouts [2, 17, 24, 37, 72, 84, 87, 106, 124, 159, 171, 172], additional system functionality [72, 73], badges or points [8–10, 16, 23, 26, 27, 31, 33, 38, 50, 59, 66, 76, 78, 85, 97, 101, 109, 117, 124, 148, 149, 162, 170, 172], raffle tickets [19, 70, 116, 118, 161], material incentives [33, 117], or financial incentives [29, 30, 33, 40, 46, 62, 81, 92, 96]. Based on our article pool, rewards is the most ambiguous PSD technique. Various large-scale studies with financial incentives have reported statistically non-significant improvements in the user's PA, while studies utilizing virtual rewards, such as points and badges have reported mixed results. Hence, this technique should be used with caution in future work and always in combination with others.

**Suggestion** takes the form of generic or real-time PA recommendations [1, 15, 18, 19, 28, 30, 33, 45, 50, 56, 57, 75–77, 79, 81, 85, 100, 106, 121, 126, 127, 131, 132, 143, 152, 153, 162, 170], exercise plans and guidance [5, 83, 84, 137], break and stretching suggestions [10, 17, 23, 47, 69, 71, 154], goal adjustment recommendation [2, 14, 64, 100, 124], behavior change tips [72], or generally healthy living and self-care recommendations [63, 69]. In the majority of the investigated articles, suggestions were limited to scripted tips and PA recommendations by the research team or PA experts. However, this one-size-fits-all approach is outdated in the era of ML and personalization, where suggestions can be micro-targeted to increase their effectiveness.

**Reminders** are implemented via automated phone calls [45], text messages [1, 25, 55, 95, 97, 125, 147, 152, 154, 160], e-mails [19, 75, 137], social media notifications [30], random or just-in-time push notifications [2, 2, 5, 23, 31, 38, 56, 57, 66, 75, 90, 169, 171], watch reminders [70, 84], and visual, audio or haptic prompts and in-app reminders [10, 17, 47, 89, 120]. Their purpose includes reminding users of goal-setting, wearable wear time and activity logging, application usage instructions, sedentariness levels, break times, and current PA levels. However, reminders can be a double edged sword. If not sent parsimoniously, they can be ignored or cause annoyance to the user. To be effective, a reminder should be sent at a time when a user is ready to receive it. Such reminders fall under the umbrella of Just-in-Time Adaptive Interventions (JITAI), a field that has gathered scientific attention [61] and should be the focus of future work in the field of ST technology reminders.

**Similarity** is achieved through the use of embodied conversational agents [15], human avatars [5, 50, 70, 72, 73, 98], or the physical location of the user [85].

**Praise** is achieved through motivational messages [1, 5, 15, 31, 37, 45, 69, 70, 91, 97, 106, 106], daily feedback depending on goal achievement [79, 85, 102, 117], or happy icons and emojis [119, 157]. Similarly to reminders, praise should not be too intrusive or repetitive, as it can become an annoyance to the user.

**Liking** takes the form of stylized, interactive displays [2, 32, 148], customizable displays [170], enhanced usability [31, 121], imaginary scenery interfaces (e.g., garden, fish tank) [58, 65, 66, 162], and user-tailored interface design [50, 85, 106]. Accessible and usable interfaces are of vital importance in the field of ST. Frequently, users access the applications while performing PA, e.g., at the gym or while running, which means that their design should be easy and intuitive. Complicated or confusing interfaces can be unappealing and may soon lose user interest.

Finally, **Social Role** refers to utilizing the system as an accountability mechanism, such as a virtual or human coach [18, 25, 45, 154], or a virtual pet [16, 66, 73, 119, 148, 170].

### 5.1.3 Social Support.

In the PSD Framework, Social Support includes seven persuasive techniques: Social Comparison, Social Learning, Cooperation, Competition, Recognition, and Social Facilitation (See Table 1).

**Social Comparison** takes the form of public performance displays [8, 41, 88], virtual and real-world competitors [9, 13, 85], as well as performance sharing and comparison [2, 12, 26, 27, 33, 49, 68, 72, 100, 108, 109, 124, 147, 154, 157, 169].

**Cooperation** is usually implemented through user team-ups (dyads or groups) [16, 19, 22, 26–28, 33, 41, 50, 54, 66, 72, 73, 85, 87, 108, 116, 118, 135]. The investigated articles reported better results when the groups consist of friends, colleagues or family members rather than random users.

**Social Learning** is achieved via PA-related discussion forums [9, 63, 72, 73, 102, 147] and social network groups [6, 12, 33, 38, 97, 126, 127, 150], instant messaging functionality [2, 26, 27, 30, 54, 87, 102, 147, 169], public profiles [2, 90, 124], multi-player gaming mode [150], real-world support [14, 66], or peers' performance and experiences sharing [135, 155]. By sharing their experiences, users can seek support, motivation and feel less alone in their HBC journey. However, some of the investigated papers report that users with social ties (e.g., colleagues, family members) did not utilize the social functionality as much, but preferred face-to-face communication instead. Hence, the this technique's importance may vary depending on the use case.

**Competition** normally takes the form of individual and group-based PA competitions and challenges [16, 26, 27, 30, 33, 38, 41, 49, 50, 54, 59, 72, 73, 85, 87, 98, 108, 109, 128, 140, 158, 162, 170, 172]. In our article pool, competitions are reported as more effective when they consist of users with similar PA levels. Competitions with large PA differences between participants can be deemed too easy for the more advanced users and unattainable by the less active. Similarly, when it comes to one-to-one competitions, the investigated papers report that they were more effective when the involved users had similar PA levels and limited step difference throughout the day.

**Recognition** is implemented through competition leaderboards and podiums [9, 19, 27, 33, 38, 49, 54, 59, 66, 87, 98, 100, 128, 140, 149, 158, 170, 172], social network posts about winner teams or users [30], physical awards [109], and success stories testimonies [5, 19].

**Social Facilitation** examples include social network commenting on PA-related posts [12, 49, 90, 97, 124, 149], public testimonies [106], virtual commodity swapping [104], public participants' lists [59], and user invitation schemes [85].

Finally, **Normative Influence** is achieved via public PA-related commitments [106, 117], presentation of the financial and environmental effects of exercise versus non-exercise [28, 106], virtual and physical users demonstrating ideal PA behavior [72, 155], and comparison against PA guidelines [2, 26, 27] and overall users' performance [19, 58, 85, 89, 118, 119, 157]. For example, based on the investigated literature, users think twice before they break PA commitment pledges to family and friends on social media, since this might negatively affect their social image.

### 5.1.4 System Credibility.

In the PSD Framework, Social Support includes seven persuasive techniques: Authority, Real-world Feel, Expertise, Trustworthiness, Surface Credibility, Third-party Endorsements, and Verifiability (See Table 1). However, in the included papers, we only encounter the first four persuasive techniques.

In this review's article pool, **Authority** takes the form of external accountability mechanisms, such as human coaches [45, 121] or physicians [5, 77, 91], guideline recommendation by international organizations (e.g., WHO, US Health Agency) [14, 83, 154], as well as health organizations and committees behind the app creation [31, 92]. Having

high-profile organizations behind a system or functionality gives additional credibility to the system and enables the users to trust it more.

**Expertise** takes the form of PA-related content curated by domain experts [5, 106], communication with human coaches [18], or tech support portals [85]. Such functionality can be costly and thus is not commonly encountered in practice in scientific interventions.

**Trustworthiness** is implemented via regular updates [31, 170], intensive testing and debugging [31], and data handling based on current regulations (e.g., GDPR) [162].

**Real-word Feel** is achieved through counseling services with the researchers [90], app store communication [31], or in-app and website contact forms [50, 77, 171].

### 5.1.5 Others.

Apart from PSD's persuasive techniques, we identify four additional techniques in the investigated papers: Goal-setting, Punishment, General Information, and Variability, which we explain further below.

**Goal-setting** is implemented as static or dynamic PA goals usually in terms of steps, active minutes or MVPA duration [2, 8, 9, 14, 15, 18–20, 22, 24–32, 37, 40, 41, 49, 50, 55–57, 59, 62, 64, 65, 72, 73, 77–79, 81, 83–85, 89, 90, 97, 100–102, 104, 116–119, 121, 124, 125, 137, 143, 148, 152, 153, 156, 159, 162, 170–172]. This technique can overlap with the Personalization technique regarding personalized goals or with the Reduction technique regarding multiple, simultaneous goals. However, it is more generic, covering also a large number of papers which utilize static goals, which follow the international guidelines for PA. Static goals though apply the one-size-fits-all approach and cannot adjust to the user's changing needs and wants. Thus, future research should focus on tailoring and personalizing goals to the users' reality, including, but not limited to, habits, physical condition, personal expectations, daily schedule and location.

**Punishment** takes the form of negative visual or textual feedback for under-performance [70, 79, 84, 119, 157], and virtual or monetary reward loss for goal accomplishment failure [29, 117]. While most of the investigated papers utilize positive feedback to promote HBC, it is unclear whether positive or negative feedback leads to more favorable BC in an HBC intervention. HBC theories make contradicting predictions regarding the influence of the feedback polarity [80]. In the PAST component, Praise has a higher PAST\_score than Punishment based on our article pool results, but either can potentially yield positive results.

**General Information** provision takes the form of e-mails or notifications that do not necessarily reflect on the user's performance, rather than provide general information and interesting facts regarding PA and HBC [10, 30, 77, 85, 119, 143, 152].

Finally, **Variability** refers to the system's ability to provide a variable experience to the user through variable rewards [85, 104, 119], variable game elements, e.g., levels, varying interfaces, and hidden tasks [85]. Practitioners have praised the power of variability in sustaining UE [42] but is still not fully utilized in ST for HBC research. The limited related papers report neutral results, but future research should focus more on identifying the effect of variability on HBC and UE.

### 5.1.6 PAST: A Periodic Table of Successful Health Behavior Change.

Designing ST products is far from straightforward, which is proven by current ST technology's pitfalls (e.g., dubious effectiveness and high attrition rates) as discussed in Section 1, and the variety of persuasive techniques utilized in practice as demonstrated in Sections 5.1.1 to 5.1.5. The PSD Framework (Section 2.1), which we use to analyze the persuasive techniques applied in the included papers, aims to aid HCI practitioners in this intricate design process

by presenting 28 design principles for persuasive system content and functionality (Table 1). However, PSD attaches the same weight to all 28 principles, ranging from self-monitoring to third-party endorsements. It is evident, though, that some principles (e.g., self-monitoring, reminders, personalization) may bear higher importance than others in ST technology. Here is where the PAST component comes in.

Notation	Explanation
$t_i$	Technique $i$ , $t_i \in \{1, 2, \dots, 32\}$
$n_{papers}$	Total number of papers
$p_{i,j}$	Paper $j$ with technique $i$ , 1 if technique $i$ appears in paper $j$ , 0 otherwise
$r_{i,j}$	Result of paper $j$ with technique $i$ , $r_{i,j} \in \{-1, -0.5, 0, 0.5, 1\}$
$w$	The preferred weight for the PAST_score, $w \in [0, 1]$

Table 3. Notation for the score generation functions of the PAST component.

**Not all techniques are equally important:** All design techniques in ST systems can be significant under different settings, and no single technique can guarantee success. However, some techniques are more efficient than others or may have specific characteristics that make them more or less frequently used in practice. To capture the importance of ST design techniques, we devise an evidence-based score for each technique based upon the investigated papers' results.

Table 3 provides the necessary notation for the understanding of the score generation formulas. We define a value  $r_{i,j}$  for the result of an investigated paper  $j$  that uses a technique  $i$  as following:  $-1$  corresponds to a negative result,  $-0.5$  a partially negative result,  $0$  a neutral result,  $0.5$  a partially positive result, and  $1$  a positive result. A result is considered positive if the respective paper's intervention led to a statistically significant increase in the users' PA. It is considered neutral if the intervention caused no statistical change in the users' PA and negative if it led to a statistically significant decrease in the users' PA. Finally, we consider a result partially positive or negative if the paper reported mixed results. We manually perform the numerical coding of the results. Note that if a paper  $j$  reports positive results ( $r_{i,j} = 1$ ) and utilizes two different techniques  $t_1$  and  $t_2$ , then the positive result will be split between the two techniques, assuming all techniques have equal contribution to the final result; namely,  $r_{1,j} = 0.5$  and  $r_{2,j} = 0.5$ .

Then, we define the efficacy of the technique  $t_i$ , as the sum of the coded results of the papers the technique appears in divided by the number of these papers, and the frequency of the technique  $t_i$ , as the number of papers that the technique appears divided by the total number of papers:

$$\text{efficacy}(t_i) = \frac{\sum_j r_{i,j}}{\sum_j p_{i,j}} \quad \text{and} \quad \text{frequency}(t_i) = \frac{\sum_j p_{i,j}}{\sum_j p_j} \quad (1)$$

The final score for a technique is a combination of its reported efficacy and usage frequency in the investigated papers:

$$\text{PAST\_score}(t_i) = w * \text{efficacy}(t_i) + (1 - w) * \text{frequency}(t_i)$$

where  $w$  is a weight that can be used to give more emphasis on the efficacy or the frequency metric. We deemed this weighted combination necessary to avoid over-rewarding infrequent techniques for individual positive results or over-rewarding frequent techniques only for their prevalence in the investigated papers. In the remainder, for presentation purposes, we set  $w = 0.5$  to achieve a balance between the measured quantities and normalize the PAST\_score in the  $[0, 1]$  interval.

**The Periodic Table of Successful HBC elements:** We calculate the PAST\_scores for the techniques in the studied papers and create the Periodic Table of Successful Health Behavior Change, as seen in Figure 10. Presenting these elements in a Periodic Table is human-friendly and easily memorizable. At the same time, it offers a comprehensive and formal classification, describing a user interface and system features design process.

Specifically, each element in the table represents a technique derived from PSD (Table 1) [111, 112] or additional persuasive techniques encountered in the investigated papers, namely, goal-setting, punishment, general information provision, and variability (32 elements in total); as they have been discussed in detail in Sections 5.1.1 to 5.1.5. Elements in our periodic table are divided into five categories (Primary Task Support, Dialogue, Social Support, System Credibility, Other) similar to PSD. The elements are organized in columns, respectively. Each cell contains an abbreviation for the technique, the technique's name, as well as the technique's PAST\_score. Finally, we normalize the scores in a  $[+1, +5]$  interval for the periodic table as follows: scores  $\in [0, 0.2) \rightarrow +1$ , scores  $\in [0.2, 0.4) \rightarrow +2$ , scores  $\in [0.4, 0.6) \rightarrow +3$ , scores  $\in [0.6, 0.8) \rightarrow +4$ , and scores  $\in [0.8, 1) \rightarrow +5$ . Each technique is color-coded based on its normalized PAST\_score, and the PAST\_score is presented at the top-right corner of each cell.

Similar to the Periodic Table of Elements, which systematizes the study of chemical elements, PAST aims to provide a comprehensive, evidence-based, and robust standard for the design of HBC interventions. Inspired by the French novelist Balzac's quote, "without numbers, the whole edifice of our civilization would fall to pieces", our PAST\_score aims at guiding creators in the design process of ST technology. Specifically, ST practitioners and researchers can easily prioritize the development of certain ST features and functionalities (based on their expected impact on HBC and UE) simply by consulting PAST.

**Analysis and Insights:** Based on our periodic table, we analyze the reviewed techniques and obtain insights on their importance based on their scores. Note that the score ranges between +1 and +5, with higher scores holding more persuasive power for HBC, e.g., a technique with a score of +5 can be seen as more important than another with a +1 or +2. Nevertheless, typically a combination of different techniques should be used in practice for an efficient system.

First, in the periodic table of Figure 10, we observe that not all categories are as frequent; Primary Task Support is the most frequent (91% of investigated articles), followed by Dialogue (80%), Social Support (42%), and System Credibility (9%). The disproportionate frequencies already indicate the relative importance of certain feature categories (e.g., Primary Task Support) over others that serve a more complementary role (e.g., System Credibility).

Within the Primary Task Support category, Self-monitoring is the most effective technique (+5), followed by Personalization (+4), Reduction (+3), Tailoring, and Tunneling (+2), and finally, Simulation and Rehearsal (+1). In the Dialogue category, Rewards are the most effective persuasive technique (+4), followed by Suggestion and Reminders (+3), and finally, Similarity, Praise, Liking, and Social Role (+2). In the Social Support category, Social Comparison, Social Learning, and Cooperation share similar weight (+3), followed by Competition, Recognition, and Social Facilitation (+2), and finally Normative Influence (+1). In the System Credibility Category, Authority is the most effective technique (+2) (even though it still holds limited persuasive power), followed by Real-world Feel, Expertise, and Trustworthiness (+1). In contrast, the Surface Credibility, Third-party Endorsements, and Verifiability techniques are not explicitly mentioned in any investigated articles. Note that the very low frequency of these techniques in the investigated papers and the lack of research on the persuasive power of system credibility features might be responsible for the low importance of this category's techniques. Finally, among the techniques that do not fall under the PSD framework, Goal-setting is the most effective (+5), followed by Punishment (+2), General Information provision (+1), and Variability (+1).

**Open dataset [167] and the PAST visualization tool [151]:** For presentation purposes, in our discussion, we used a weight  $w = 0.5$  for the PAST\_score. However, the PAST\_score weights can be adjusted according to the application needs, emphasizing the efficacy aspect or the frequency aspect. To enable researchers and practitioners to adjust the PAST component according to their application requirements, we offer an online, interactive tool<sup>11</sup> for weight

<sup>11</sup>"PAST SELF Framework - PAST Visualization." <https://syfantiid.github.io/past-framework-visualization/>. Accessed 4 Jan. 2021.

## PERIODIC TABLE OF SUCCESSFUL HEALTH BEHAVIOUR CHANGE

PRIMARY TASK SUPPORT	DIALOGUE	SOCIAL SUPPORT	SYSTEM CREDIBILITY	OTHER
<b>Sm</b> +5 Self-monitoring	<b>Re</b> +4 Rewards	<b>Sc</b> +3 Social Comparison	<b>Au</b> +2 Authority	<b>Gs</b> +5 Goal Setting
<b>Pe</b> +4 Personalization	<b>Su</b> +3 Suggestion	<b>Sl</b> +3 Social Learning	<b>Rf</b> +1 Real-world Feel	<b>Pu</b> +2 Punishment
<b>Rd</b> +3 Reduction	<b>Rm</b> +3 Reminders	<b>Co</b> +3 Cooperation	<b>Ex</b> +1 Expertise	<b>Gi</b> +1 General Information
<b>Ta</b> +2 Tailoring	<b>Si</b> +2 Similarity	<b>Cm</b> +2 Competition	<b>Tr</b> +1 Trustworthiness	<b>Va</b> +1 Variability
<b>Tu</b> +2 Tunneling	<b>Pr</b> +2 Praise	<b>Rc</b> +2 Recognition		
<b>Su</b> +1 Simulation	<b>Li</b> +2 Liking	<b>Sf</b> +2 Social Facilitation		
<b>Rh</b> +1 Rehearsal	<b>Sr</b> +2 Social Role	<b>Ni</b> +1 Normative Influence		

Fig. 10. The Periodic Table of Successful Health Behavior Change (PAST). Each element is color-coded based on its assigned PAST\_score, which is visible on the top right corner.

adjustment and real-time visualization of the adapted PAST\_scores, where the user can explore how different weights affect the positioning of persuasive techniques in the PAST table. Moreover, we created a public GitHub repository<sup>12</sup>, where we make the dataset extracted from the article pool openly available. Our aim for this repository is twofold: (i) It can serve as a live dataset of ST technology interventions for HBC and UE, where new studies will be added, thus keeping up with technological advances in ST for HBC. To this end, we encourage researchers and practitioners to share their work with the research team and contribute to this public repository. (ii) Due to its detailed information, our dataset can facilitate further experimentation, analysis, and derivation of additional metrics.

### 5.2 Evaluating User Engagement & the SELF Component

The PAST Component helps HCI practitioners and researchers design evidence-based ST technology to maximize its effect on the user's HBC journey. To verify this contribution, we need a way to measure user experience. Notice that the user experience incorporates different facets of the user's behavior regarding the system, such as the user's thoughts

<sup>12</sup>"syfantid/PAST-SELF-Framework-Data: The data file for the PAST SELF Framework - GitHub." <https://github.com/syfantid/PAST-SELF-Framework-Data>. Accessed 11 Jan. 2021



and emotions, her PA and behavioral patterns, and the user's interaction with the system and the environmental factors that affect it. However, as discussed in Section 1, there is no standard approach for evaluating the short- and long-term effects of ST interventions on user habits and UE. Moreover, as seen in Section 2.2, current UE metrics focus on web or sometimes mobile applications, rather than wearable devices. Also, existing metrics focus on quantifying the users' purchasing or browsing behavior rather than their health behavior. This is where the SELF component of our PAST SELF framework comes in.

To find out which measures and metrics can be utilized to evaluate ST technology, we identified and extracted all measured quantities mentioned in the investigated papers (e.g., self-reported data, PA data, UE data, metadata) and categorized them based on four UE aspects (inspired by the work of Lalmas et al. [82] discussed in Section 2.2): the Emotional Aspect, the Cognitive Aspect, the Behavioral Aspect, and the Environmental Aspect. The **Emotional Aspect** (See SELF Table 4) refers to the user's feelings and state of mind and is usually measured through self-reports. Hence, in our work, it encompasses all self-reported data utilized in our article pool. The **Cognitive Aspect** (See SELF Table 5) refers to the user's physical reaction to the system, which in ST technology can be interpreted as the PA performed in response to the system's intervention. Thus, it includes all PA-related quantities from the investigated articles. The **Behavioral Aspect** (See SELF Table 6) refers to the user's behavioral response to the system, which in ST takes the form of UE metrics, such as wear-time, and session duration. Finally, the **Environmental Aspect** (See SELF Table 7) refers to external factors that may affect the user's interaction with the system, such as weather or location. Hence, we identified and incorporated in this aspect all metadata reported in the investigated articles.

This categorization has led to the creation of the Self-Tracking Evaluation Framework (SELF). SELF is a novel tool for the standardization of the evaluation process of ubiquitous ST technology-based interventions. Each aspect of the SELF component is shown here through a SELF Table. Each SELF Table contains the measures and metrics related to its respective aspect. Note that the SELF Tables are not supposed to be exhaustive lists of all potential ST metrics. On the contrary, they constitute clear and organized presentations of the most commonly used metrics in the ST literature, as identified during our review process.

### 5.2.1 The Emotional Aspect of UE.

SELF Table 4 presents the measurable concepts related to the **Emotional Aspect of UE**. ST and HBC research is highly interdisciplinary and almost always utilizes self-reports. We identified that these reports are centered around five main factors: User Factors, Psychological Factors, Human-Computer Interaction (HCI) Factors, Social Factors and Health Factors. Each Factor consists of the following measurable concepts:

- (1) **User factors** include concepts such as technological habits & competency [9, 13, 25, 30, 32, 37, 53, 55, 64, 70, 95, 106, 132, 147, 148, 156, 160, 162, 170], PA habits & competency [2, 5, 8, 14, 19, 20, 28, 32, 38, 40, 45–47, 63, 65, 68–70, 72, 73, 76–78, 81, 91, 98, 106, 116, 126, 128, 137, 143, 148, 157, 158, 160, 161, 166, 170, 171], sedentary habits [63, 72, 73, 126], dietary habits [30, 127], daily life patterns [10, 14, 24, 78, 148, 162, 168], time perspective [33, 62], and habit formation [78, 149]. Such information can be utilized to contextualize the system to the user's reality, for example, by providing personalized suggestions and JITAIs based on the user's schedule and daily habits.
- (2) **Psychological factors** include concepts, such as personality traits [78, 88, 109, 154], self-efficacy [28, 45, 77, 95, 96, 100, 127, 137, 139, 143, 155], the user's stage of behavior change [1, 14, 28, 32, 37, 57, 58, 63, 88, 95, 96, 106, 131, 135, 148], behavioral self-regulation [97, 100, 128, 139], motivation [19, 65, 66, 90, 98, 127, 155], emotional state [37, 131, 137], user goals & expectations [14, 45, 78, 100, 108, 131], attitudes & intentions toward HBC [9, 10, 14, 19, 24, 28, 50, 62, 68, 72, 78, 79, 90, 97, 100, 121, 126–128, 131, 137, 139, 143, 158, 160, 171], attitudes toward

technology [90, 160], as well as attitudes toward one's appearance [96]. This factor is vital in understanding the user behavior regarding ST, as human psychology influences human behavior. For instance, applied research has reported "dramatic improvements in recruitment, retention, and progress using [BC] stage-matched interventions" [129].

- (3) **HCI factors** include system usability [2, 5, 8, 10, 23, 70, 100, 108, 121, 143, 147, 154, 156, 162, 172], system utility [14, 120, 156], and user expectations & satisfaction [13, 22, 41, 55, 56, 59, 72, 73, 77, 83, 84, 91, 100, 109, 120, 126, 127, 132, 139, 152, 155, 172]. Such measures enable HCI researchers to evaluate the effect of different features and UI components on HBC and UE, e.g., through A/B Testing.
- (4) **Social factors** measure concepts, such as social support [14, 20, 28, 33, 41, 45, 62, 127, 143], social influence & social norms [33, 68, 77, 100], social comparison tendencies [9], and group cohesion & closeness [14, 41, 155].
- (5) **Health factors** incorporate concepts such as physical health [22, 25, 47, 62, 77, 97, 102, 126, 137, 161, 171], mental health [1, 5, 15, 25, 33], health literacy [15], and quality of life [25, 29, 46, 78, 85, 97, 126]. Note that people with different health issues might require PA programs tailored to their condition. Hence, acquiring health-related information might be crucial for providing safe and effective PA recommendations through ST technology.

EMOTIONAL ASPECT OF UE	
User Factors	Psychological Factors
<ul style="list-style-type: none"> <li>• Demographics</li> <li>• Technology Habits &amp; Competency</li> <li>• PA Habits &amp; Competency</li> <li>• Sedentary Habits</li> <li>• Dietary Habits</li> <li>• Daily Life</li> <li>• Time Perspective</li> <li>• Habit Formation</li> </ul>	<ul style="list-style-type: none"> <li>• Personality Traits</li> <li>• Self-Efficacy</li> <li>• Stage of Behavior Change</li> <li>• Behavioral Self-Regulation</li> <li>• Motivation</li> <li>• Emotional State</li> <li>• Goals &amp; Expectations</li> <li>• Attitude &amp; Intentions toward HBC</li> <li>• Attitudes toward Technology</li> <li>• Attitudes toward Appearance &amp; Self-Esteem</li> </ul>
HCI Factors	
<ul style="list-style-type: none"> <li>• System Usability</li> <li>• System Usefulness</li> <li>• User Experience &amp; User Satisfaction</li> </ul>	
Social Factors	Health Factors
<ul style="list-style-type: none"> <li>• Social Support</li> <li>• Social Influence &amp; Social Norm</li> <li>• Social Comparison Tendencies</li> <li>• Group Cohesion &amp; Closeness</li> </ul>	<ul style="list-style-type: none"> <li>• Physical Health</li> <li>• Mental Health</li> <li>• Health Literacy</li> <li>• Quality of Life</li> </ul>

Table 4. The Emotional Aspect of UE: Self-reported data related to user factors, psychological factors, social factors, HCI factors, and health factors that have been utilized in ST technology for HBC and UE.

A limitation of self-reports is that they rely on user feedback. However, grabbing the users' attention and requesting their time can be challenging in an era of attention scarcity. Thus, future work should focus on automating the extraction

of knowledge related to the factors of the Emotional Aspect of UE. For instance, could an ML model predict the user's motivation or her attitude toward PA?

### 5.2.2 The Cognitive Aspect of UE.

SELF Table 5 presents the metrics related to the **Cognitive Aspect of UE**. ST is by definition tightly connected to PA. Hence, in the investigated papers, we identified PA-related measures capturing generic PA characteristics (e.g., Moderate to Vigorous Physical Activity (MVPA) duration, energy expenditure, heart rate) [5, 6, 9, 10, 13, 14, 16–18, 22, 23, 28, 30–33, 37, 38, 46, 50, 55, 59, 63, 65, 65, 70, 73, 75–77, 84, 85, 88, 90, 91, 97, 98, 100, 108, 109, 120, 121, 126, 126, 127, 131, 132, 137, 139, 143, 152, 154, 159–162, 166, 168–170], walking-specific characteristics (e.g., step count, floor count) [1, 2, 6, 8–10, 14–16, 19, 20, 22–31, 33, 37, 40, 41, 45, 47, 49, 50, 53, 56, 58, 59, 62–66, 68, 69, 72, 75, 77–79, 81, 83, 87, 88, 90–92, 95–97, 100–102, 104, 106, 116–119, 124–128, 131, 132, 135, 137, 140, 143, 147–149, 152, 153, 155, 157–162, 166, 168, 169, 171], and running-specific characteristics (e.g., running velocity, lap time) [12, 132]. In addition, we identified measurable concepts related to sedentariness (e.g., sedentary bout duration, number of sit-to-stand transitions) [10, 17, 46, 55, 63, 120, 132] or goal accomplishment (e.g., frequency of goal compliance) [8, 14, 62, 64, 89, 116–118, 135, 137, 169, 171, 172].

### 5.2.3 The Behavioral Aspect of UE.

SELF Table 6 presents the metrics related to the **Behavioral Aspect of UE**. Usage analytics are commonly utilized to quantify user's behavior concerning the system. Usage metrics can be split into Intra-session metrics and Inter-session metrics. Inter-session metrics are more common in our article pool, and they usually take the form of wear time for activity trackers or total usage time for apps. However, both intra-session and inter-session metrics give us valuable information related to UE. Currently, the majority of the investigated papers completely ignore this aspect of UE. However, future research should focus more on exploring such metrics' effect on the user's HBC journey. Intra-session metrics measure the user's UE with the ST technology during an individual session. A session is a set of user interactions with a system that takes place within a given time frame<sup>13</sup>. Optimizations can take place based on intra-session metrics, with increasing complexity from "Feature" granularity (e.g., number of accesses of the individual PA goal-setting functionality) to "Session" granularity (e.g., number of PA goals set after a system reminder). Intra-session metrics can be categorized into three groups, Involvement metrics (e.g., session duration, screen views) [24, 56–58, 65, 85, 143, 147, 170], Interaction metrics (e.g., number of accepted notifications, notification response time) [2, 23, 57, 58, 63, 65, 70, 75, 77, 97, 104, 120, 131, 143, 147, 152, 154, 162, 170], and Contribution metrics (e.g., number of User-Generated Content (UGC) posts) [6, 63, 78, 89, 97, 168, 170]. Inter-session metrics measure the user's loyalty to ST technology. They include Session to Session metrics, which capture the time between two sessions, and Session to Extended Period metrics, which capture longer periods, such as weeks, months, or years. Session to Session metrics [56–58] include metrics, such as time between sessions (absence time) or MVPA between sessions. Session to Extended Period metrics [2, 6, 9, 10, 12, 14–16, 24, 30, 33, 41, 53, 55–59, 63–66, 77, 78, 85, 87, 90, 100, 102, 104, 109, 124, 125, 140, 143, 147, 152, 155, 161, 162, 168, 169, 171, 172], include, among others, number of valid wear days, wear time and total usage. Metrics marked with an asterisk indicate that they are primarily targeted to wearable technology. Notice that the purpose of the SELF component and the respective documentation is not to provide definitions for all used metrics. Our goal is to provide practitioners and researchers with a summarized, concise and clear idea of the metrics and concepts utilized in the investigated papers. Most of the metrics above are widely used in practice and are easily identified through the citation lists or a search engine.

<sup>13</sup>"How a web session is defined in Analytics - Google Support." <https://support.google.com/analytics/answer/2731565?hl=en>. Accessed 7 Sep. 2020.

COGNITIVE ASPECT OF UE	
PHYSICAL ACTIVITY	OTHERS
Generic Activity Characteristics	Sedentariness Characterists
<ul style="list-style-type: none"> <li>• Energy Expenditure (MET)</li> <li>• Energy Expenditure (Calories)</li> <li>• Heart Rate</li> <li>• Number of Planned Activity Sessions</li> <li>• Number of Executed Activity Sessions</li> <li>• Time in-between Activity Sessions</li> <li>• Activity Session Duration</li> <li>• Total Activity Duration</li> <li>• Number of Active Days</li> <li>• Activity Intensity</li> <li>• Activity Type</li> <li>• MVPA Duration</li> <li>• Number of MVPA Bouts</li> <li>• MVPA Bout Duration</li> <li>• Performance Improvement</li> </ul>	<ul style="list-style-type: none"> <li>• Total Sedentariness Duration</li> <li>• Sedentary Bout Duration</li> <li>• Number of Sedentary Bouts</li> <li>• Number of Sit-to-stand Transitions</li> </ul>
Walking-specific Characteristics	Goal Accomplishment Characteristics
<ul style="list-style-type: none"> <li>• Step Count</li> <li>• Floor Count</li> <li>• Walking Duration</li> <li>• Distance Walked</li> <li>• Average Mile Time</li> <li>• Walking Velocity</li> <li>• Time in-between Walks</li> </ul>	<ul style="list-style-type: none"> <li>• Goal Accomplishment Rate</li> <li>• Frequency of Goal Compliance</li> </ul>
Running-specific Characteristics	
<ul style="list-style-type: none"> <li>• Running Duration</li> <li>• Running Distance</li> <li>• Running Velocity</li> <li>• Lap Time</li> </ul>	

Table 5. The Cognitive Aspect of User Engagement: Physical activity, sedentariness and goal accomplishment in response to the user's interaction with ST technology.

#### 5.2.4 The Environmental Aspect of UE.

Finally, SELF Table 7 presents the **Environmental Aspect of UE**. It outlines the external constraints that the investigated papers have taken into account in the study of ST technology for HBC. In terms of **User Constraints**, articles have utilized the users' daily schedule [23, 31, 56, 131, 132, 143, 156], daily commute patterns [31, 56], anthropometrics [9, 20, 22, 24, 25, 28, 46, 47, 50, 59, 65, 76, 77, 85, 90, 96, 102, 125–127, 132, 147, 155, 169, 171], and cardiorespiratory fitness [25, 76, 126]. Regarding **Social Constraints**, articles have used the users' physical and virtual social network

BEHAVIORAL ASPECT OF UE		
INTRA-SESSION (WITHIN → ACTIVITY)		INTER-SESSION (ACROSS → LOYALTY)
Involvement	Granularity	Session to Session
<ul style="list-style-type: none"> <li>• Dwell Time</li> <li>• Session Duration</li> <li>• Screen &amp; Page Views (Screen Tap &amp; Button Press Depth)</li> <li>• Revisit Rate</li> <li>• Glances Rate (Bounce Rate)</li> </ul>		<ul style="list-style-type: none"> <li>• Time between Sessions (Absence Time)</li> <li>• Distanced Walked between Sessions</li> <li>• Step Count between Sessions</li> <li>• MVPA between Sessions</li> </ul>
Interaction		Session to Extended Period
<ul style="list-style-type: none"> <li>• Number of Content Shares, Comments &amp; Likes</li> <li>• Number of Feature Accesses</li> <li>• Number of Accepted Notifications (e.g., reminders, recommendations)</li> <li>• Number of Content Views (e.g., messages, posts, e-mails)</li> <li>• Notifications &amp; Content Response Time</li> <li>• Time till PA</li> <li>• Number of Watch App Accesses (*)</li> <li>• Number of Watch Screen Swipes (*)</li> <li>• Tapped Watch Screen Locations (*)</li> </ul>	Feature ↓ Page ↓ Visit ↓ Session	<ul style="list-style-type: none"> <li>• Number of Active &amp; Valid Wear Days</li> <li>• Number of Sessions</li> <li>• Total Usage &amp; Wear Time</li> <li>• Number of Screen Taps &amp; Button Presses</li> <li>• Number of Content Shares, Comments &amp; Likes</li> <li>• Number of Content Views</li> <li>• Attrition Rate</li> <li>• Number of PA Joined Challenges (IA)</li> <li>• Number of Swapped Commodities &amp; Rewards (IA)</li> </ul>
Contribution		
<ul style="list-style-type: none"> <li>• Number of Set PA Goals</li> <li>• Number of Replies (e.g., messages, EMA)</li> <li>• Number of UGC Posts</li> </ul>		

Table 6. The Behavioral Aspect of UE: Intra-session and inter-session metrics for quantifying user behavior in ST technology.

[2, 12, 26, 27, 49, 68, 81, 85, 89, 158], as well as their social interactions [2, 6, 9, 12, 26, 27, 30, 49, 97, 158]. Also, **Geographical Constraints** have been utilized to contextualize user content and explain user behavior, including geolocation [16, 31, 40, 56, 57, 75, 85, 104, 124, 131, 132, 143, 153], Indoor Location [23, 153], visited places [56, 124], and weather [75, 153, 161]. Finally, in terms of **Time Constraints**, time and day of the week [75], as well as bank holidays [75] have been utilized in the investigated articles. Various studies in our article pool reported differences in performed PA between interventions conducted during spring versus interventions conducting in winter, as well as drops in PA during bank holidays. Such findings highlight the effect a user's environment can have on her HBC journey and the levels of performed PA, and hence it should not be taken into consideration for future research.

### 5.3 A Use Case Scenario for the PAST SELF Framework

Now that we have showcased both components of the PAST SELF Framework in Sections 5.1.6 and 5.2, we proceed to demonstrate how practitioners and researchers can apply them in practice. To this end, we present in Figure 11 a use case scenario with the timeline of a regular workday of an ST technology user. The timeline consists of five distinct lanes. The first four represent the four aspects of UE, and the last one includes the design techniques utilized in the development of an ST technological product. The dotted lines represent a timestamped event in our scenario. The parallel timelines showcase how the PAST component interacts with the SELF component and how UE's different aspects are interwoven.

As stated previously, our scenario assumes a day in an ST user's life, which consists of various groups of events:

ENVIRONMENTAL ASPECT OF UE	
User Constraints	Geographical Constraints
<ul style="list-style-type: none"> <li>• Daily Schedule</li> <li>• Daily Commute</li> <li>• Anthropometrics</li> <li>• Cardiorespiratory Fitness</li> </ul>	<ul style="list-style-type: none"> <li>• Geolocation</li> <li>• Indoor Location</li> <li>• Visited Places</li> <li>• Weather</li> </ul>
Social Constraints	Time Constraints
<ul style="list-style-type: none"> <li>• Social Network</li> <li>• Social Interactions</li> </ul>	<ul style="list-style-type: none"> <li>• Time and Day of the Week</li> <li>• Holidays</li> </ul>

Table 7. The Environmental Aspect of UE: User, social, geographical and time constraints related to UE.

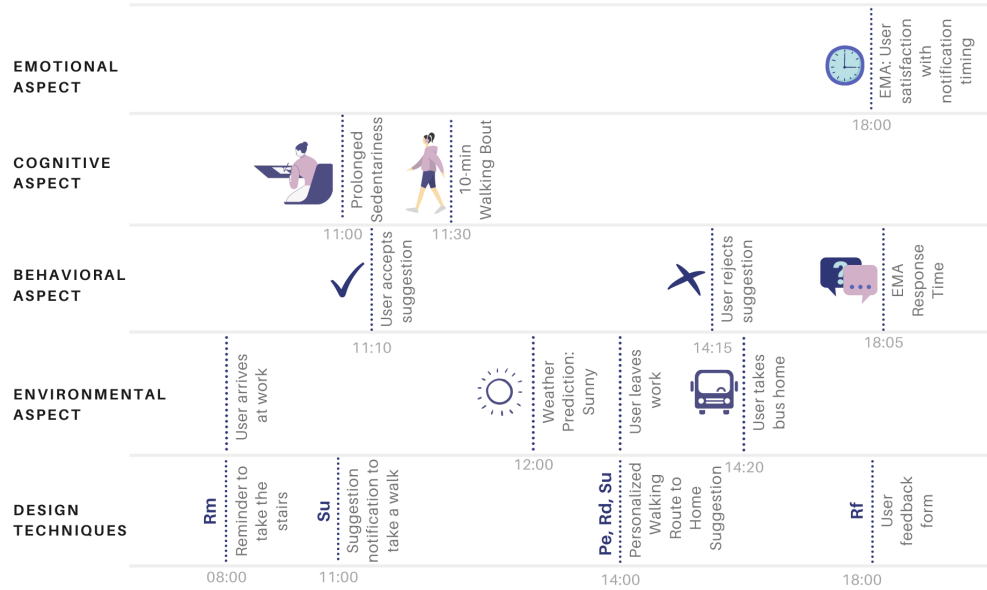


Fig. 11. A use case scenario of how the PAST SELF framework can be applied in practice.

- At 08:00, the user arrives at work. The system identifies the change in the user's location (Environmental Aspect of UE). It then sends the user a reminder on his wearable device to take the stairs instead of the elevator (Reminder Design Technique).
- After a few hours, at 11:00, the system detects prolonged sedentary activity (Cognitive Aspect of UE). Thus, it suggests to the user through a push-notification from her ST app to take a short walk (Suggestion Design Technique). Upon seeing the notification, the user accepts the prompt (Behavioral Aspect of UE) and completes a 10-min walking bout by 11:30 (Cognitive Aspect of UE). The user's acceptance can help the system improve itself by learning the appropriate interruption times, based on the user's schedule.

- Based on a sunny weather prediction for the afternoon, the system recommends a personalized route to home for the user (Personalization, Reduction & Suggestion Design Techniques). The recommendation happens upon identifying a change in the user's environment at 14:00 when the user leaves work. However, soon enough, the user rejects the prompt (Behavioral Aspect of UE) and takes a bus (Environmental Aspect of UE). The ST technology developer can interpret this rejection in various ways; the user might go to the gym after work rather than home, or the suggested route might be too long or too dangerous for the user. In any case, identifying this user behavior can help the system improve itself by trying to suggest alternative routes or sending earlier notifications to help the user mentally prepare for this schedule change.
- Finally, at 18:00, the system sends a Momentary Ecological Assessment (EMA) to the user, which takes the form of a push-notification from the ST app. The EMA's goal is to evaluate the user's satisfaction levels with today's notifications' timing. The user completes the short survey prompt by 18:05, which means a 5-min EMA response time (Behavioral Aspect of UE). This fast response time might signify that early evening might be convenient for the user to complete short feedback forms (Real-world Feel Design Technique).

## 6 CONCLUSIONS

This paper provides a detailed systematic review of 117 articles through which we identified the requirements of ST technology, namely successful HBC and UE, and the limitations and challenges of existing systems, such as dubious effectiveness and high attrition rates. Most importantly, we identified a lack of a formal framework that showcases the key dimensions in the design and evaluation of ST technology. The absence of a common framework makes it harder to compare different studies in our article pool due to the various methodologies used for their design and evaluation. Hence, we organize the literature survey around HBC and UE's key dimensions and propose a generic, comprehensive framework, PAST SELF, for the design and evaluation of ST technology. Our main findings, which can be useful for researchers and practitioners of ubiquitous ST technology, can be summarized as follows:

- The domain of ST for HBC and UE is still a research area at its infancy with growing interest since 2008 and a pool of 117 related studies.
- The majority of the conducted studies have limited sample size and duration, which undermines the generalizability of their results and highlights a need for large-scale studies. Moreover, there is a lack of research on how different age groups, such as kids or the elderly, interact with ST technology, which presents an opportunity for future work. To create such tailored ST applications, researchers could take advantage of out-of-the-box APIs and ML libraries to facilitate development and further improve personalization capacity.
- Our article pool utilizes a variety of design and evaluation techniques and metrics. This lack of standardization makes it difficult to compare results, evaluate each work's contribution, and obtain insights. Our PAST SELF framework brings together techniques utilized in previous works and comprehensively organizes them to guide future studies. Specifically, we propose the **Periodic Table of Self-Tracking Design (PAST)**, which showcases the most common design techniques for ST technology along with their expected efficacy. Also, we propose the **Self-Tracking Evaluation Framework (SELF)** which presents a comprehensive list of evaluation metrics organized under four key dimensions of UE.
- To ensure the PAST SELF framework's maintainability, we create a public repository [167], where all extracted data are available for future research in the field. We also encourage researchers to contribute to this repository by sharing any related work with the research team, whose results we could incorporate into PAST SELF. At the same time, we



publish an online visualization tool [151] for facilitating the understanding, adaptation and adoption of the PAST SELF framework.

Surely the entire field of ST for HBC is quite broad and cannot be covered by a single literature review. While our survey primarily focuses on the design and evaluation aspects for the general population, future studies could focus on exploring the literature related to different sample groups to provide specialized versions of the PAST SELF framework for each user segment with varying characteristics. Future studies could also concentrate on HBC's different aspects, such as stress management, smoking cessation, or disease control. PA is only the beginning of the possibilities ST devices have in capturing human data. Moreover, due to the lack of evaluation standardization, the strict criteria required to conduct a meta-analysis would significantly limit our article pool. However, given a standardized reporting format in the future, a meta-analysis could provide valuable information about the efficacy of different ST design techniques. Finally, this survey has left out some cutting-edge aspects of ST technology that are still not present in the related literature. For instance, only a limited number of papers utilize ML models for personalizing the user experience is ST. Hence, a categorization of such methods would not make sense at this point. However, future studies should focus on taking advantage of the state-of-the-art in ML to provide more customized ST products to the users. At the same time, new types of sensors and related functionality are incorporated into ST devices, such as ECG, fall detection, SpO<sub>2</sub> sensors, and integration with popular voice assistants, which may transform the field of ST to a complete health tracking experience. Future work should study if these advancements affect the users' HBC journey and UE with the technology itself.

## ACKNOWLEDGMENTS

This project has received funding from the European Union's Horizon 2020 research and innovation programme under the Marie Skłodowska-Curie grant agreement ITN - RAIS No 813162

## REFERENCES

- [1] Stephen Agboola, Kamal Jethwani, Lenny Lopez, Meghan Searl, Sandra O'Keefe, and Joseph Kvedar. 2016. Text to move: A randomized controlled trial of a text-messaging program to improve physical activity behaviors in patients with type 2 diabetes mellitus. *Journal of Medical Internet Research* 18, 11 (2016), 1–13. <https://doi.org/10.2196/jmir.6439>
- [2] Soleh U Al Ayubi, Bambang Parmanto, Robert Branch, and Dan Ding. 2014. A Persuasive and Social mHealth Application for Physical Activity: A Usability and Feasibility Study. *JMIR mHealth and uHealth* 2, 2 (2014), e25. <https://doi.org/10.2196/mhealth.2902>
- [3] Noora Aldenaini, Oladapo Oyeboode, Rita Orji, and Srinivas Sampalli. 2020. Mobile Phone-Based Persuasive Technology for Physical Activity and Sedentary Behavior: A Systematic Review. *Frontiers in Computer Science* 2 (2020), 19. <https://doi.org/10.3389/fcomp.2020.00019>
- [4] Noora Fahad Aldenaini, Felwah Alqahtani, Rita Orji, and Srinivas Sampalli. 2020. Trends in Persuasive Technologies for Physical Activity and Sedentary Behavior: A Systematic Review. *Frontiers in Artificial Intelligence* 3 (2020), 7.
- [5] Mohammed Alsaqer and Samir Chatterjee. 2017. Helping the elderly with physical exercise: Development of persuasive mobile intervention sensitive to elderly cognitive decline. In *2017 IEEE 19th International Conference on e-Health Networking, Applications and Services, Healthcom 2017*, Vol. 2017-Decem. IEEE, Dalian, China, 1–6. <https://doi.org/10.1109/HealthCom.2017.8210790>
- [6] Tim Althoff, Pranav Jindal, and Jure Leskovec. 2017. Online actions with offline impact: How online social networks influence online and offline user behavior. In *WSDM 2017 - Proceedings of the 10th ACM International Conference on Web Search and Data Mining*. ACM, Cambridge, United Kingdom, 537–546. <https://doi.org/10.1145/3018661.3018672> arXiv:1612.03053
- [7] Tim Althoff, Ryan W White, and Eric Horvitz. 2016. Influence of Pokémon Go on physical activity: study and implications. *Journal of medical Internet research* 18, 12 (2016), e315.
- [8] Maximilian Altmeyer, Pascal Lessel, Tobias Sander, and Antonio Krüger. 2018. Extending a gamified mobile app with a public display to encourage walking. In *ACM International Conference Proceeding Series*. ACM, Tampere, Finland, 20–29. <https://doi.org/10.1145/3275116.3275135>
- [9] Danielle Arigo, Leah M Schumacher, Emilie Pinkasavage, and Meghan L Butryn. 2015. Addressing barriers to physical activity among women: A feasibility study using social networking-enabled technology. *Digital Health* 1 (2015), 205520761558356. <https://doi.org/10.1177/2055207615583564>

- [10] Anass Arrogí, An Bogaerts, Jan Seghers, Karlien Devloo, Vero Vanden Abeele, Luc Geurts, Jeroen Wauters, and Filip Boen. 2019. Evaluation of stAPP: A smartphone-based intervention to reduce prolonged sitting among Belgian adults. *Health Promotion International* 34, 1 (2019), 16–27. <https://doi.org/10.1093/heapro/dax046>
- [11] Simon Attfield, Gabriella Kazai, Mounia Lalmas, and Benjamin Piwowarski. 2011. *Towards a science of user engagement (position paper)*. ACM, Hong Kong, 9–12 pages.
- [12] Yash Babar, Jason Chan, and Ben Choi. 2018. “Run forrest run!”: Measuring the impact of App-enabled performance and social feedback on running performance. In *International Conference on Information Systems 2018, ICIS 2018*, Vol. 2023. AIS, San Francisco, California, United States, 1–17.
- [13] Shlomo Berkovsky, Mac Coombe, Jill Freyne, Dipak Bhandari, and Nilufar Baghaei. 2010. Physical activity motivating games: Virtual rewards for real activity. In *Conference on Human Factors in Computing Systems - Proceedings*, Vol. 1. ACM, Vancouver, Canada, 243–252. <https://doi.org/10.1145/1753326.1753362>
- [14] Josette Bianchi-Hayes, Elinor Schoenfeld, Rosa Cataldo, Wei Hou, Catherine Messina, and Susmita Pati. 2018. Combining activity trackers with motivational interviewing and mutual support to increase physical activity in parent-adolescent dyads: Longitudinal observational feasibility study. *Journal of Medical Internet Research* 20, 4 (2018), 1–11. <https://doi.org/10.2196/pediatrics.8878>
- [15] Timothy W. Bickmore, Rebecca A. Silliman, Kerrie Nelson, Debbie M. Cheng, Michael Winter, Lori Henault, and Michael K. Paasche-Orlow. 2013. A randomized controlled trial of an automated exercise coach for older adults. *Journal of the American Geriatrics Society* 61, 10 (2013), 1676–1683. <https://doi.org/10.1111/jgs.12449>
- [16] Kacie C.A. Blackman, Jamie Zoellner, Adil Kadir, Brandon Dockery, Sallie Beth Johnson, Fabio A. Almeida, D. Scott McCrickard, Jennie L. Hill, Wen You, and Paul A. Estabrooks. 2015. Examining the Feasibility of Smartphone Game Applications for Physical Activity Promotion in Middle School Students. *Games for Health Journal* 4, 5 (2015), 409–419. <https://doi.org/10.1089/g4h.2014.0120>
- [17] Dale S. Bond, J. Graham Thomas, Hollie A. Raynor, Jon Moon, Jared Sieling, Jennifer Trautvetter, Tiffany Leblond, and Rena R. Wing. 2014. B-MOBILE - A smartphone-based intervention to reduce sedentary time in overweight/obese individuals: A within-subjects experimental trial. *PLoS ONE* 9, 6 (2014), e100821. <https://doi.org/10.1371/journal.pone.0100821>
- [18] Ludovico Boratto, Salvatore Carta, Fabrizio Mulas, and Paolo Pilloni. 2017. An e-coaching ecosystem: design and effectiveness analysis of the engagement of remote coaching on athletes. *Personal and Ubiquitous Computing* 21, 4 (2017), 689–704. <https://doi.org/10.1007/s00779-017-1026-0>
- [19] Caroline E. Brett and Renata Pires-Yfantouda. 2017. Enhancing participation in a national pedometer-based workplace intervention amongst staff at a Scottish university. *International Journal of Health Promotion and Education* 55, 4 (2017), 215–228. <https://doi.org/10.1080/14635240.2017.1329632>
- [20] Michal Bronikowski, Malgorzata Bronikowska, and Agata Glapa. 2016. Do they need goals or support? A report from a goal-setting intervention using physical activity monitors in youth. *International Journal of Environmental Research and Public Health* 13, 9 (2016), 914. <https://doi.org/10.3390/ijerph13090914>
- [21] Susan Weber Buchholz, Joellen Wilbur, Diana Ingram, and Louis Fogg. 2013. Physical activity text messaging interventions in adults: a systematic review. *Worldviews on Evidence-Based Nursing* 10, 3 (2013), 163–173.
- [22] Lisa Cadmus-Bertram, Amye J. Tevaarwerk, Mary E. Sesto, Ronald Gangnon, Brittany Van Remortel, and Preshita Date. 2019. Building a physical activity intervention into clinical care for breast and colorectal cancer survivors in Wisconsin: a randomized controlled pilot trial. *Journal of Cancer Survivorship* 13, 4 (2019), 593–602. <https://doi.org/10.1007/s11764-019-00778-6>
- [23] Scott A. Cambo, Daniel Avrahami, and Matthew L. Lee. 2017. BreakSense: Combining physiological and location sensing to promote mobility during work-breaks. In *Conference on Human Factors in Computing Systems - Proceedings*, Vol. 2017-May. ACM, Denver, Colorado, United States, 3595–3607. <https://doi.org/10.1145/3025453.3026021>
- [24] Jessica R. Cauchard, Jeremy Frey, Octavia Zahrt, Krister Johnson, Alia Crum, and James A. Landay. 2019. The Positive Impact of Push vs Pull Progress Feedback. In *Proceedings of the ACM on Interactive, Mobile, Wearable and Ubiquitous Technologies*, Vol. 3. ACM, London, United Kingdom, 1–23. <https://doi.org/10.1145/3351234>
- [25] Ming De Chen, Jyh Jong Chang, Chang Chih Kuo, June Wei Yu, Mei Feng Huang, Beth Marks, and Yen Ching Chang. 2017. A pilot comparative study of one-way versus two-way text message program to promote physical activity among people with severe mental illness. *Mental Health and Physical Activity* 13 (2017), 143–151. <https://doi.org/10.1016/j.mhpa.2017.09.010>
- [26] Yu Chen and Pearl Pu. 2014. HealthyTogether: Exploring social incentives for mobile fitness applications. In *ACM International Conference Proceeding Series*. ACM, Toronto, Canada, 25–34. <https://doi.org/10.1145/2592235.2592240>
- [27] Yu Chen, Mirana Randriambelonoro, Antoine Geissbuhler, and Pearl Pu. 2016. Social incentives in pervasive fitness apps for obese and diabetic patients. In *Proceedings of the ACM Conference on Computer Supported Cooperative Work, CSCW*, Vol. 26-Februar. ACM, San Francisco, California, United States, 245–248. <https://doi.org/10.1145/2818052.2869093>
- [28] Ji Won Choi and Yoshimi Fukuoka. 2019. Does having a buddy help women with young children increase physical activity? Lessons learned from a pilot study. *Women and Health* 59, 2 (2019), 115–131. <https://doi.org/10.1080/03630242.2018.1434588>
- [29] Neel P. Chokshi, Srinath Adusumalli, Dylan S. Small, Alexander Morris, Jordyn Feingold, Yoonhee P. Ha, Marta D. Lynch, Charles A.L. Rareshide, Victoria Hilbert, and Mitesh S. Patel. 2018. Loss-framed financial incentives and personalized goal-setting to increase physical activity among ischemic heart disease patients using wearable devices: The ACTIVE REWARD randomized trial. *Journal of the American Heart Association* 7, 12 (2018), e009173. <https://doi.org/10.1161/JAHA.118.009173>
- [30] Arlene E. Chung, Asheley C. Skinner, Stephanie E. Hasty, and Eliana M. Perrin. 2017. Tweeting to Health: A Novel mHealth Intervention Using Fitbits and Twitter to Foster Healthy Lifestyles. *Clinical Pediatrics* 56, 1 (2017), 26–32. <https://doi.org/10.1177/0009922816653385>

- [31] Fabio Ciravegna, Jie Gao, Neil Ireson, Robert Copeland, Joe Walsh, and Vitaveska Lanfranchi. 2019. Active 10: Brisk walking to support regular physical activity. In *ACM International Conference Proceeding Series*. ACM, Trento, Italy, 11–20. <https://doi.org/10.1145/3329189.3329208>
- [32] Sunny Consolvo, Predrag Klasnja, David W. McDonald, Daniel Avrahami, Jon Froehlich, Louis Legrand, Ryan Libby, Keith Mosher, and James A. Landay. 2008. Flowers or a robot army?: Encouraging awareness & activity with personal, mobile displays. In *UbiComp 2008 - Proceedings of the 10th International Conference on Ubiquitous Computing*. ACM, Seoul, South Korea, 54–63. <https://doi.org/10.1145/1409635.1409644>
- [33] Rekesh Corepal, Paul Best, Roisin O'Neill, Frank Kee, Jennifer Badham, Laura Dunne, Sarah Miller, Paul Connolly, Margaret E. Cupples, Esther M.F. Van Sluijs, Mark A. Tully, and Ruth F. Hunter. 2019. A feasibility study of 'The StepSmart Challenge' to promote physical activity in adolescents. *Pilot and Feasibility Studies* 5, 1 (2019), 1–15. <https://doi.org/10.1186/s40814-019-0523-5>
- [34] Shirley Cramer. 2018. #Statusofmind: Social Media and Young People's Mental Health and Wellbeing. In *APHA's 2018 Annual Meeting & Expo (Nov. 10-Nov. 14)* (San Diego, CA, USA). American Public Health Association.
- [35] Ali Darejeh and Siti Salwah Salim. 2016. Gamification solutions to enhance software user engagement—a systematic review. *International Journal of Human-Computer Interaction* 32, 8 (2016), 613–642.
- [36] Edward L Deci and Richard M Ryan. 2008. Self-determination theory: A macrotheory of human motivation, development, and health. *Canadian psychology/Psychologie canadienne* 49, 3 (2008), 182.
- [37] Xiang Ding, Jing Xu, Honghao Wang, Guanling Chen, Herpreet Thind, and Yuan Zhang. 2016. WalkMore: Promoting walking with just-in-time context-aware prompts. In *2016 IEEE Wireless Health, WH 2016*. IEEE, Bethesda, Maryland, United States, 65–72. <https://doi.org/10.1109/WH.2016.7764558>
- [38] Sarah Edney, Jillian C. Ryan, Tim Olds, Courtney Monroe, François Fraysse, Corneel Vandelanotte, Ronald Plotnikoff, Rachel Curtis, and Carol Maher. 2019. User engagement and attrition in an app-based physical activity intervention: Secondary analysis of a randomized controlled trial. *Journal of Medical Internet Research* 21, 11 (2019), e14645. <https://doi.org/10.2196/14645>
- [39] Steriani Elavsky, Lenka Knapova, Adam Klocek, and David Smahel. 2019. Mobile health interventions for physical activity, sedentary behavior, and sleep in adults aged 50 years and older: a systematic literature review. *Journal of aging and physical activity* 27, 4 (2019), 565–593.
- [40] Mark Elliott, Felicia Eck, Egor Khmelev, Anton Derlyatka, and Oleg Fomenko. 2019. Physical activity behavior change driven by engagement with an incentive-based app: Evaluating the impact of sweatcoin. *Journal of Medical Internet Research* 21, 7 (2019), 1–15. <https://doi.org/10.2196/12445>
- [41] Andrey Esakia, D. Scott McCrickard, Samantha Harden, and Michael Horning. 2018. FitAware: Mediating group fitness strategies with smartwatch glanceable feedback. In *ACM International Conference Proceeding Series*. ACM, New York, New York, United States, 98–107. <https://doi.org/10.1145/3240925.3240926>
- [42] Nir Eyal. 2014. *Hooked: How to build habit-forming products*. Penguin, London, United Kingdom.
- [43] Jorge Faber and Lilian Martins Fonseca. 2014. How sample size influences research outcomes. *Dental press journal of orthodontics* 19, 4 (2014), 27–29.
- [44] Jason Fanning, Sean P Mullen, and Edward McAuley. 2012. Increasing physical activity with mobile devices: a meta-analysis. *Journal of medical Internet research* 14, 6 (2012), e161.
- [45] Mark Fessler, Michael B.; Rudel, Lawrence L.; Brown. 2012. A walking intervention for postmenopausal women using mobile phones and interactive voice response. *Journal of Telemedicine and Telecare* 18, 1 (2012), 1–7. <https://doi.org/10.1038/jid.2014.371> arXiv:NIHMS150003
- [46] Eric A. Finkelstein, Aarti Sahasranaman, Geraldine John, Benjamin A. Haaland, Marcel Bilger, Robert A. Sloan, Ei Ei Khaing Nang, and Kelly R. Evenson. 2015. Design and baseline characteristics of participants in the TRial of Economic Incentives to Promote Physical Activity (TRIPPA): A randomized controlled trial of a six month pedometer program with financial incentives. *Contemporary Clinical Trials* 41 (2015), 238–247. <https://doi.org/10.1016/j.cct.2015.01.020>
- [47] Joseph Finkelstein, McKenzie Bedra, Xuan Li, Jeffrey Wood, and Pamela Ouyang. 2015. Mobile App to Reduce Inactivity in Sedentary Overweight Women. *Studies in Health Technology and Informatics* 216, October (2015), 89–92. <https://doi.org/10.3233/978-1-61499-564-7-89>
- [48] National Institute for Health and Care Excellence (NICE). 2014. Behaviour change: individual approaches. Public Health Guideline (PH49). , 34 pages.
- [49] Derek Foster, Conor Linehan, and Shaun Lawson. 2010. Motivating physical activity at work: Using persuasive social media extensions for simple mobile devices. In *CEUR Workshop Proceedings*, Vol. 690. RWTH Aachen University, Aachen, Germany, 11–14.
- [50] Olivier Galy, Kalina Yacef, and Corinne Caillaud. 2019. Improving pacific adolescents' physical activity toward international recommendations: Exploratory study of a digital education app coupled with activity trackers. *JMIR mHealth and uHealth* 7, 12 (2019), 1–11. <https://doi.org/10.2196/14854>
- [51] Malay Gandhi. 2015. *Deconstructing the Fitbit IPO and S-1*. Rock Health. Retrieved July 28, 2020 from <https://rockhealth.com/deconstructing-fitbit-s-1/>
- [52] Zan Gao and Jung Eun Lee. 2019. Emerging technology in promoting physical activity and health: challenges and opportunities.
- [53] Ainara Garde, Aryannah Umedaly, S. Mazdak Abulnaga, Leah Robertson, Anne Junker, Jean Pierre Chanoine, J. Mark Ansermino, and Guy A. Dumont. 2015. Assessment of a Mobile Game ("MobileKids Monster Manor") to Promote Physical Activity among Children. *Games for Health Journal* 4, 2 (2015), 149–158. <https://doi.org/10.1089/g4h.2014.0095>
- [54] Ainara Garde, Aryannah Umedaly, S. Mazdak Abulnaga, Leah Robertson, Anne Junker, Jean Pierre Chanoine, J. Mark Ansermino, and Guy A. Dumont. 2015. Assessment of a Mobile Game ("MobileKids Monster Manor") to Promote Physical Activity among Children. *Games for Health Journal* 4, 2 (2015), 149–158. <https://doi.org/10.1089/g4h.2014.0095>

- [55] Nancy M. Gell, Kristin W. Grover, Liliane Savard, and Kim Dittus. 2020. Outcomes of a text message, Fitbit, and coaching intervention on physical activity maintenance among cancer survivors: a randomized control pilot trial. *Journal of Cancer Survivorship* 14, 1 (2020), 80–88. <https://doi.org/10.1007/s11764-019-00831-4>
- [56] Ruben Gouveia, Sergio Barros, and Evangelos Karapanos. 2014. Understanding users’ disengagement with wearable activity trackers. In *Proceedings of the 2014 workshops on advances in computer entertainment conference*. ACM, Funchal, Portugal, 1–3. <https://doi.org/10.1145/2693787.2693802>
- [57] Rúben Gouveia, Evangelos Karapanos, and Marc Hassenzahl. 2015. How do we engage with activity trackers? a longitudinal study of habito. In *UbiComp 2015 - Proceedings of the 2015 ACM International Joint Conference on Pervasive and Ubiquitous Computing*. ACM, Osaka, Japan, 1305–1316. <https://doi.org/10.1145/2750858.2804290>
- [58] Rúben Gouveia, Fábio Pereira, Evangelos Karapanos, Sean A Munson, and Marc Hassenzahl. 2016. Exploring the Design Space of Glanceable Feedback for Physical Activity Trackers. In *Proceedings of the 2016 ACM International Joint Conference on Pervasive and Ubiquitous Computing*. ACM, Heidelberg, Germany, 144–155.
- [59] Allene L. Gremaud, Lucas J. Carr, Jacob E. Simmering, Nicholas J. Evans, James F. Cremer, Alberto M. Segre, Linnea A. Polgreen, and Philip M. Polgreen. 2018. Gamifying accelerometer use increases physical activity levels of sedentary office workers. *Journal of the American Heart Association* 7, 13 (2018), 1–12. <https://doi.org/10.1161/JAHA.117.007735>
- [60] Juho Hamari, Jonna Koivisto, and Harri Sarsa. 2014. Does gamification work?—a literature review of empirical studies on gamification. In *2014 47th Hawaii international conference on system sciences*. IEEE, Washington, DC, United States, 3025–3034.
- [61] Wendy Hardeman, Julie Houghton, Kathleen Lane, Andy Jones, and Felix Naughton. 2019. A systematic review of just-in-time adaptive interventions (JITAIs) to promote physical activity. *International Journal of Behavioral Nutrition and Physical Activity* 16, 1 (2019), 31.
- [62] Kristin A. Harkins, Jeffrey T. Kullgren, Scarlett L. Bellamy, Jason Karlawish, and Karen Glanz. 2017. A Trial of Financial and Social Incentives to Increase Older Adults’ Walking. *American Journal of Preventive Medicine* 52, 5 (2017), e123–e130. <https://doi.org/10.1016/j.amepre.2016.11.011>
- [63] L. Hebden, A. Cook, H. P. van der Ploeg, L. King, A. Bauman, and M. Allman-Farinelli. 2014. A mobile health intervention for weight management among young adults: A pilot randomised controlled trial. *Journal of Human Nutrition and Dietetics* 27, 4 (2014), 322–332. <https://doi.org/10.1111/jhn.12155>
- [64] Katja Herrmann, Jürgen Ziegler, and Aysegül Dogangün. 2016. Supporting Users in Setting Effective Goals in Activity Tracking. In *International Conference on Persuasive Technology*. Springer, Salzburg, Austria, 15–26. <https://doi.org/10.1016/B978-0-12-373932-2.00008-9>
- [65] Christoph Höchsmann, Denis Infanger, Christopher Klenk, Karsten Königstein, Steffen P. Walz, and Arno Schmidt-Trucksäss. 2019. Effectiveness of a behavior change technique–based smartphone game to improve intrinsic motivation and physical activity adherence in patients with type 2 diabetes: Randomized controlled trial. *Journal of Medical Internet Research* 21, 2 (2019), 1–12. <https://doi.org/10.2196/11444>
- [66] Ntwa Katule, Ulrike Rivett, and Melissa Densmore. 2016. A Family Health App: Engaging Children to Manage Wellness of Adults. In *Proceedings of the 7th Annual Symposium on Computing for Development*. ACM, Nairobi, Kenya, 1–10. <https://doi.org/10.1145/3001913.3001920>
- [67] Saskia M Kelders, Robin N Kok, Hans C Ossebaard, and Julia EWC Van Gemert-Pijnen. 2012. Persuasive system design does matter: a systematic review of adherence to web-based interventions. *Journal of medical Internet research* 14, 6 (2012), e152.
- [68] Ashraf Khalil and Salam Abdallah. 2013. Harnessing social dynamics through persuasive technology to promote healthier lifestyle. *Computers in Human Behavior* 29, 6 (2013), 2674–2681. <https://doi.org/10.1016/j.chb.2013.07.008>
- [69] Bang Hyun Kim and Karen Glanz. 2013. Text messaging to motivate walking in older african americans: A randomized controlled trial. *American Journal of Preventive Medicine* 44, 1 (2013), 71–75. <https://doi.org/10.1016/j.amepre.2012.09.050>
- [70] Sang Bin Kim, Sin Jae Lee, and Jung Hyun Han. 2018. StretchArms: Promoting Stretching Exercise with a Smartwatch. *International Journal of Human-Computer Interaction* 34, 3 (2018), 218–225. <https://doi.org/10.1080/10447318.2017.1342408>
- [71] Youngdeok Kim, Angela Lumpkin, Marc Lochbaum, Steven Stegemeier, and Karla Kitten. 2018. Promoting physical activity using a wearable activity tracker in college students: A cluster randomized controlled trial. *Journal of Sports Sciences* 36, 16 (2018), 1889–1896. <https://doi.org/10.1080/02640414.2018.1423886>
- [72] Abby C. King, Eric B. Hekler, Lauren A. Grieco, Sandra J. Winter, Jylana L. Sheats, Matthew P. Buman, Banny Banerjee, Thomas N. Robinson, and Jesse Cirimele. 2013. Harnessing Different Motivational Frames via Mobile Phones to Promote Daily Physical Activity and Reduce Sedentary Behavior in Aging Adults. *PLoS ONE* 8, 4 (2013), 2–9. <https://doi.org/10.1371/journal.pone.0062613>
- [73] Abby C. King, Eric B. Hekler, Lauren A. Grieco, Sandra J. Winter, Jylana L. Sheats, Matthew P. Buman, Banny Banerjee, Thomas N. Robinson, and Jesse Cirimele. 2016. Effects of three motivationally targeted mobile device applications on initial physical activity and sedentary behavior change in midlife and older adults: A randomized trial. *PLoS ONE* 11, 6 (2016), 1–16. <https://doi.org/10.1371/journal.pone.0156370>
- [74] Barbara Kitchenham and Stuart Charters. 2007. *Guidelines for performing systematic literature reviews in software engineering*. Technical Report. Keele University and Durham University.
- [75] Predrag Klasnja, Shawna Smith, Nicholas J. Seewald, Andy Lee, Kelly Hall, Brook Luers, Eric B. Hekler, and Susan A. Murphy. 2019. Efficacy of contextually tailored suggestions for physical activity: A micro-randomized optimization trial of heart steps. *Annals of Behavioral Medicine* 53, 6 (2019), 573–582. <https://doi.org/10.1093/abm/kay067>
- [76] Susanne Hwiid Klausen, Lars L. Andersen, Lars Søndergaard, Janus Christian Jakobsen, Vibeke Zoffmann, Kasper Dideriksen, Anne Kruse, Ulla Ramer Mikkelsen, and Jørn Wetterslev. 2016. Effects of eHealth physical activity encouragement in adolescents with complex congenital heart disease: The PREVail randomized clinical trial. *International Journal of Cardiology* 221 (2016), 1100–1106. <https://doi.org/10.1016/j.ijcard.2016.07.092>

- [77] Thea J.M. Kooiman, Martijn De Groot, Klaas Hoogenberg, Wim P. Krijnen, Cees P. Van Der Schans, and Adriaan Kooy. 2018. Self-tracking of Physical Activity in People with Type 2 Diabetes: A Randomized Controlled Trial. *CIN - Computers Informatics Nursing* 36, 7 (2018), 340–349. <https://doi.org/10.1097/CIN.0000000000000443>
- [78] Elizabeth V. Korinek, Sayali S. Phatak, Cesar A. Martin, Mohammad T. Freigoun, Daniel E. Rivera, Marc A. Adams, Pedja Klasnja, Matthew P. Buman, and Eric B. Hekler. 2018. Adaptive step goals and rewards: a longitudinal growth model of daily steps for a smartphone-based walking intervention. *Journal of Behavioral Medicine* 41, 1 (2018), 74–86. <https://doi.org/10.1007/s10865-017-9878-3>
- [79] Jan Niklas Kramer and Tobias Kowatsch. 2017. Using feedback to promote physical activity: The role of the feedback sign. *Journal of Medical Internet Research* 19, 6 (2017), 1–11. <https://doi.org/10.2196/jmir.7012>
- [80] Jan-Niklas Kramer and Tobias Kowatsch. 2017. Using feedback to promote physical activity: the role of the feedback sign. *Journal of medical internet research* 19, 6 (2017), e192.
- [81] Jan Niklas Kramer, Peter Tinschert, Urte Scholz, Elgar Fleisch, and Tobias Kowatsch. 2019. A Cluster-Randomized Trial on Small Incentives to Promote Physical Activity. *American Journal of Preventive Medicine* 56, 2 (2019), e45–e54. <https://doi.org/10.1016/j.amepre.2018.09.018>
- [82] Mounia Lalmas, Heather O'Brien, and Elad Yom-Tov. 2014. Measuring user engagement. *Synthesis Lectures on Information Concepts, Retrieval, and Services* 6, 4 (2014), 1–132.
- [83] Min Kyung Lee, Junsung Kim, Jodi Forlizzi, and Sara Kiesler. 2015. Personalization revisited: A reflective approach helps people better personalize health services and motivates them to increase physical activity. In *UbiComp 2015 - Proceedings of the 2015 ACM International Joint Conference on Pervasive and Ubiquitous Computing*. ACM, Osaka, Japan, 743–754. <https://doi.org/10.1145/2750858.2807552>
- [84] Sinjae Lee, Sangbin Kim, Junghyun Han, Sinjae Lee, Sangbin Kim, Junghyun Han, Promoting Stretching, Smartwatch A Pilot, Sinjae Lee, Sangbin Kim, and Junghyun Han. 2016. Promoting Stretching Activity with Smartwatch - A Pilot Study. In *15th International Conference on Entertainment Computing (ICEC)*. Springer, Wien, Austria, 211–216.
- [85] Anna-Maiju Leinonen, Riitta Pyky, Riikka Ahola, Maarit Kangas, Pekka Siirtola, Tim Luoto, Heidi Enwald, Tiina M Ikäheimo, Juha Rönning, Sirkka Keinänen-Kiukaanniemi, Matti Mäntysaari, Raija Korpelainen, and Timo Jämsä. 2017. Feasibility of Gamified Mobile Service Aimed at Physical Activation in Young Men: Population-Based Randomized Controlled Study (MOPO). *JMIR mHealth and uHealth* 5, 10 (2017), e146. <https://doi.org/10.2196/mhealth.6675>
- [86] Ian Li, Anind K Dey, and Jodi Forlizzi. 2012. Using context to reveal factors that affect physical activity. *ACM Transactions on Computer-Human Interaction (TOCHI)* 19, 1 (2012), 1–21.
- [87] Seaw Jia Liew, Alex Wilhelm Gorny, Chuen Seng Tan, and Falk Müller-Riemenschneider. 2020. A mobile health team challenge to promote stepping and stair climbing activities: Exploratory feasibility study. *JMIR mHealth and uHealth* 8, 2 (2020), 1–18. <https://doi.org/10.2196/12665>
- [88] Brian Y. Lim, Aubrey Shick, Chris Harrison, and Scott Hudson. 2011. Pediluma: Motivating physical activity through contextual information and social influence. In *Proceedings of the 5th International Conference on Tangible Embedded and Embodied Interaction, TEI'11*. ACM, Funchal, Portugal, 173–180. <https://doi.org/10.1145/1935701.1935736>
- [89] Chewei Liu, Gordon Gao, and Ritu Agarwal. 2016. The dark side of positive social influence. In *2016 International Conference on Information Systems, ICIS 2016*. Association for Information Systems (AIS), Dublin, Ireland, 1–14.
- [90] Elizabeth J Lyons, Maria C Swartz, Zakkoyya H Lewis, Eloisa Martinez, and Kristofer Jennings. 2017. Feasibility and Acceptability of a Wearable Technology Physical Activity Intervention With Telephone Counseling for Mid-Aged and Older Adults: A Randomized Controlled Pilot Trial. *JMIR mHealth and uHealth* 5, 3 (2017), e28. <https://doi.org/10.2196/mhealth.6967>
- [91] Seth S. Martin, David I. Feldman, Roger S. Blumenthal, Steven R. Jones, Wendy S. Post, Rebecca A. McKibben, Erin D. Michos, Chiadi E. Ndumele, Elizabeth V. Ratchford, Josef Coresh, and Michael J. Blaha. 2015. mActive: A randomized clinical trial of an automated mHealth intervention for physical activity promotion. *Journal of the American Heart Association* 4, 11 (2015), 1–9. <https://doi.org/10.1161/JAHA.115.002239>
- [92] M. Ryan Mason, Melinda J. Ickes, Marilyn S. Campbell, and Lance M. Bollinger. 2018. An Incentivized, Workplace Physical Activity Intervention Preferentially Increases Daily Steps in Inactive Employees. *American Journal of Health Promotion* 32, 3 (2018), 638–645. <https://doi.org/10.1177/0890117117723803>
- [93] John Matthews, Khin Than Win, Harri Oinas-Kukkonen, and Mark Freeman. 2016. Persuasive technology in mobile applications promoting physical activity: a systematic review. *Journal of medical systems* 40, 3 (2016), 72.
- [94] Claire McCallum, John Rooksby, and Cindy M Gray. 2018. Evaluating the impact of physical activity apps and wearables: interdisciplinary review. *JMIR mHealth and uHealth* 6, 3 (2018), e58.
- [95] Fiona McNab, Arjan Hillebrand, Stephen J. Swithenby, and Gina Rippon. 2012. Combining temporal and spectral information with spatial mapping to identify differences between phonological and semantic networks: a magnetoencephalographic approach. *Frontiers in Psychology* 3, AUG (2012), 1–9. <https://doi.org/10.3389/fpsyg.2012.00270>
- [96] Aamir Raoof Memon, Tahir Masood, Waqar Ahmed Awan, and Ahmed Waqas. 2018. The effectiveness of an incentivized physical activity programme (Active student) among female medical students in Pakistan: A randomized controlled trial. *Journal of the Pakistan Medical Association* 68, 10 (2018), 1438–1445.
- [97] Jason A. Mendoza, K. Scott Baker, Megan A. Moreno, Kathryn Whitlock, Mark Abbey-Lambertz, Alan Waite, Trina Colburn, and Eric J. Chow. 2017. A Fitbit and Facebook mHealth intervention for promoting physical activity among adolescent and young adult childhood cancer survivors: A pilot study. *Pediatric Blood and Cancer* 64, 12 (2017), 1–9. <https://doi.org/10.1002/pbc.26660>



- [98] Alexander Michael and Christof Lutteroth. 2020. Race Yourselfs: A Longitudinal Exploration of Self-Competition Between Past, Present, and Future Performances in a VR Exergame. In *Proceedings of the 2020 CHI Conference on Human Factors in Computing Systems*, Vol. 2020-April. ACM, Virtual, 1–17.
- [99] Susan Michie, Michelle Richardson, Marie Johnston, Charles Abraham, Jill Francis, Wendy Hardeman, Martin P Eccles, James Cane, and Caroline E Wood. 2013. The behavior change technique taxonomy (v1) of 93 hierarchically clustered techniques: building an international consensus for the reporting of behavior change interventions. *Annals of behavioral medicine* 46, 1 (2013), 81–95.
- [100] Anouk Middelweerd, Julia Mollee, Michel MCA Klein, Adnan Manzoor, Johannes Brug, and Saskia J te Velde. 2020. The Use and Effects of an App-Based Physical Activity Intervention “Active2Gether” in Young Adults: Quasi-Experimental Trial. *JMIR Formative Research* 4, 1 (2020), e12538. <https://doi.org/10.2196/12538>
- [101] Marc Mitchell, Lauren White, Erica Lau, Tricia Leahey, Marc A. Adams, and Guy Faulkner. 2018. Evaluating the carrot rewards app, a population-level incentive-based intervention promoting step counts across two canadian provinces: Quasi-experimental study. *JMIR mHealth and uHealth* 6, 9 (2018), 1–13. <https://doi.org/10.2196/mhealth.9912>
- [102] Courtney M. Monroe, David R. Bassett, Eugene C. Fitzhugh, Hollie A. Raynor, and Dixie L. Thompson. 2017. Effect of Adding Online Social Support Tools to an Adult Walking Program: A Pilot Randomized Controlled Trial. *Health Promotion Practice* 18, 1 (2017), 84–92. <https://doi.org/10.1177/1524839915626674>
- [103] Francisco Monteiro-Guerra, Octavio Rivera-Romero, Luis Fernandez-Luque, and Brian Caulfield. 2019. Personalization in Real-Time Physical Activity Coaching using Mobile Applications: A Scoping Review. *IEEE Journal of Biomedical and Health Informatics* 24, 6 (2019), 1738–1751.
- [104] Alistair Morrison and Viktor Bakayov. 2017. Stickers for steps: A study of an activity tracking system with face-to-face social engagement. In *Proceedings of the ACM on Human-Computer Interaction*, Vol. 1. ACM, Denver, Colorado, United States, 1–10. <https://doi.org/10.1145/3134717>
- [105] Andre Matthias Müller, Stephanie Alley, Stephanie Schoeppe, and Corneel Vandelandotte. 2016. The effectiveness of e-& mHealth interventions to promote physical activity and healthy diets in developing countries: a systematic review. *International Journal of Behavioral Nutrition and Physical Activity* 13, 1 (2016), 109.
- [106] Adity U. Mutsuddi and Kay Connelly. 2012. Text messages for encouraging physical activity: Are they effective after the novelty effect wears off?. In *2012 6th International Conference on Pervasive Computing Technologies for Healthcare and Workshops, PervasiveHealth 2012*. IEEE, San Diego, California, United States, 33–40. <https://doi.org/10.4108/icst.pervasivehealth.2012.248715>
- [107] Claudio R Nigg. 2003. Technology’s influence on physical activity and exercise science: the present and the future. *Psychology of Sport and Exercise* 4, 1 (2003), 57–65.
- [108] Yuuki Nishiyama, Tadashi Okoshi, Takuro Yonezawa, Jin Nakazawa, Kazunori Takashio, and Hideyuki Tokuda. 2014. Towards health exercise behavior change for teams using life-logging. In *2014 IEEE 16th International Conference on e-Health Networking, Applications and Services, Healthcom 2014*. IEEE, Natal, Brazil, 397–403. <https://doi.org/10.1109/HealthCom.2014.7001876>
- [109] Raoul C.Y. Nuijten, Pieter M.E. Van Gorp, Uzay Kaymak, Monique Simons, Astrid D.A.M. Kemperman, and Pauline E.W. Van Den Berg. 2019. Evaluation of the impact of extrinsic rewards on user engagement in a health promotion context. In *Proceedings of the Annual International Conference of the IEEE Engineering in Medicine and Biology Society, EMBS*. IEEE, Berlin, Germany, 3600–3604. <https://doi.org/10.1109/EMBC.2019.8856296>
- [110] Francisco Nunes, Nervo Verdezoto, Geraldine Fitzpatrick, Morten Kyng, Erik Grönvall, and Cristiano Storni. 2015. Self-care technologies in HCI: Trends, tensions, and opportunities. *ACM Transactions on Computer-Human Interaction (TOCHI)* 22, 6 (2015), 1–45.
- [111] Harri Oinas-Kukkonen and Marja Harjumaa. 2008. A systematic framework for designing and evaluating persuasive systems. In *International conference on persuasive technology*. Springer, 164–176.
- [112] Harri Oinas-Kukkonen and Marja Harjumaa. 2009. Persuasive systems design: Key issues, process model, and system features. *Communications of the Association for Information Systems* 24, 1 (2009), 28.
- [113] World Health Organization. 2019. *Global action plan on physical activity 2018-2030: more active people for a healthier world*. World Health Organization, Geneva, Switzerland.
- [114] World Health Organization et al. 2010. *Global recommendations on physical activity for health*. World Health Organization, Geneva, Switzerland.
- [115] Endeavour Partners. 2014. *Inside Wearables Part 1: How behavior change unlocks long-term engagement*. Endeavour Partners. Retrieved July 28, 2020 from <https://medium.com/@endeavourprtnrs/inside-wearable-how-the-science-of-human-behavior-change-offers-the-secret-to-long-term-engagement-a15b3c7d4cf3>
- [116] Mitesh S. Patel, David A. Asch, Roy Rosin, Dylan S. Small, Scarlett L. Bellamy, Kimberly Eberbach, Karen J. Walters, Nancy Haff, Samantha M. Lee, Lisa Wesby, Karen Hoffer, David Shuttleworth, Devon H. Taylor, Victoria Hilbert, Jingsan Zhu, Lin Yang, Xingmei Wang, and Kevin G. Volpp. 2016. Individual Versus Team-Based Financial Incentives to Increase Physical Activity: A Randomized, Controlled Trial. *Journal of General Internal Medicine* 31, 7 (2016), 746–754. <https://doi.org/10.1007/s11606-016-3627-0>
- [117] Mitesh S. Patel, Emelia J. Benjamin, Kevin G. Volpp, Caroline S. Fox, Dylan S. Small, Joseph M. Massaro, Jane J. Lee, Victoria Hilbert, Maureen Valentino, Devon H. Taylor, Emily S. Manders, Karen Mutalik, Jingsan Zhu, Wenli Wang, and Joanne M. Murabito. 2017. Effect of a game-based intervention designed to enhance social incentives to increase physical activity among families: The BE FIT randomized clinical trial. *JAMA Internal Medicine* 177, 11 (2017), 1586–1593. <https://doi.org/10.1001/jamainternmed.2017.3458>
- [118] Mitesh S. Patel, Kevin G. Volpp, Roy Rosin, Scarlett L. Bellamy, Dylan S. Small, Michele A. Fletcher, Rosemary Osman-Koss, Jennifer L. Brady, Nancy Haff, Samantha M. Lee, Lisa Wesby, Karen Hoffer, David Shuttleworth, Devon H. Taylor, Victoria Hilbert, Jingsan Zhu, Lin Yang, Xingmei Wang, and David A. Asch. 2016. A Randomized Trial of Social Comparison Feedback and Financial Incentives to Increase Physical Activity. *American*

- Journal of Health Promotion* 30, 6 (2016), 416–424. <https://doi.org/10.1177/0890117116658195>
- [119] Lorna Paul, Stephen Brewster, Sally Wyke, Angus K McFadyen, Naveed Sattar, Jason MR Gill, Aleksandra Dybus, and Cindy M Gray. 2017. Increasing physical activity in older adults using STARFISH, an interactive smartphone application (app); a pilot study. *Journal of Rehabilitation and Assistive Technologies Engineering* 4 (2017), 205566831769623. <https://doi.org/10.1177/2055668317696236>
  - [120] Christine A. Pellegrini, Sara A. Hoffman, Elyse R. Daly, Manuel Murillo, Gleb Iakovlev, and Bonnie Spring. 2015. Acceptability of smartphone technology to interrupt sedentary time in adults with diabetes. *Translational Behavioral Medicine* 5, 3 (2015), 307–314. <https://doi.org/10.1007/s13142-015-0314-3>
  - [121] Paolo Pilloni, Fabrizio Mulas, Luisella Piredda, and Salvatore Carta. 2013. Assessing the user experience design as a persuasive methodology in a real world sport application. In *Proceedings of International Conference on Advances in Mobile Computing & Multimedia*. ACM, Vienna, Austria, 387–394. <https://doi.org/10.1145/2536853.2536874>
  - [122] Maura Pilotti, Stephanie Anderson, Pamela Hardy, Pamela Murphy, and Pamela Vincent. 2017. Factors Related to Cognitive, Emotional, and Behavioral Engagement in the Online Asynchronous Classroom. *International Journal of Teaching and Learning in Higher Education* 29, 1 (2017), 145–153.
  - [123] Charlie Pinder, Jo Vermeulen, Benjamin R Cowan, and Russell Beale. 2018. Digital behaviour change interventions to break and form habits. *ACM Transactions on Computer-Human Interaction (TOCHI)* 25, 3 (2018), 1–66.
  - [124] Josée Poirier, Wendy L. Bennett, Gerald J. Jerome, Nina G. Shah, Mariana Lazo, Hsin Chieh Yeh, Jeanne M. Clark, and Nathan K. Cobb. 2016. Effectiveness of an activity tracker- and internet-based adaptive walking program for adults: A randomized controlled trial. *Journal of Medical Internet Research* 18, 2 (2016), 1–10. <https://doi.org/10.2196/jmir.5295>
  - [125] Linnea A. Polgreen, Christopher Anthony, Lucas Carr, Jacob E. Simmering, Nicholas J. Evans, Eric D. Foster, Alberto M. Segre, James F. Cremer, and Philip M. Polgreen. 2018. The effect of automated text messaging and goal setting on pedometer adherence and physical activity in patients with diabetes: A randomized controlled trial. *PLoS ONE* 13, 5 (2018), 1–12. <https://doi.org/10.1371/journal.pone.0195797>
  - [126] Zachary Pope, Nan Zeng, Rui Zhang, Hee Lee, and Zan Gao. 2018. Effectiveness of Combined Smartwatch and Social Media Intervention on Breast Cancer Survivor Health Outcomes: A 10-Week Pilot Randomized Trial. *Journal of Clinical Medicine* 7, 6 (2018), 140. <https://doi.org/10.3390/jcm7060140>
  - [127] Zachary C. Pope, Daheia J. Barr-Anderson, Beth A. Lewis, Mark A. Pereira, and Zan Gao. 2019. Use of wearable technology and social media to improve physical activity and dietary behaviors among college students: A 12-week randomized pilot study. *International Journal of Environmental Research and Public Health* 16, 19 (2019), 1–21. <https://doi.org/10.3390/ijerph16193579>
  - [128] Andrew Prestwich, Mark Conner, Ben Morris, Graham Finlayson, Bianca Sykes-Muskett, and Robert Hurling. 2017. Do web-based competitions promote physical activity? Randomized controlled trial. *Psychology of Sport and Exercise* 29 (2017), 1–9. <https://doi.org/10.1016/j.psychsport.2016.11.003>
  - [129] James O Prochaska and Wayne F Velicer. 1997. The transtheoretical model of health behavior change. *American journal of health promotion* 12, 1 (1997), 38–48.
  - [130] Susan B Quelly, Anne E Norris, and Jessica L DiPietro. 2016. Impact of mobile apps to combat obesity in children and adolescents: a systematic literature review. *Journal for Specialists in Pediatric Nursing* 21, 1 (2016), 5–17.
  - [131] Mashfiqui Rabbi, Min Hane Aung, Mi Zhang, and Tanzeem Choudhury. 2015. MyBehavior: Automatic personalized health feedback from user behaviors and preferences using smartphones. In *UbiComp 2015 - Proceedings of the 2015 ACM International Joint Conference on Pervasive and Ubiquitous Computing*. ACM, Osaka, Japan, 707–718. <https://doi.org/10.1145/2750858.2805840>
  - [132] Mashfiqui Rabbi, Angela Pfammatter, Mi Zhang, Bonnie Spring, and Tanzeem Choudhury. 2015. Automated Personalized Feedback for Physical Activity and Dietary Behavior Change With Mobile Phones: A Randomized Controlled Trial on Adults. *JMIR mHealth and uHealth* 3, 2 (2015), e42. <https://doi.org/10.2196/mhealth.4160>
  - [133] Amon Rapp, Alessandro Marcengo, Luca Buriano, Giancarlo Ruffo, Mirko Lai, and Federica Cena. 2018. Designing a personal informatics system for users without experience in self-tracking: a case study. *Behaviour and Information Technology* 37, 4 (2018), 335–366. <https://doi.org/10.1080/0144929X.2018.1436592>
  - [134] Vanessa Ratten and Hamish Ratten. 2007. Social cognitive theory in technological innovations. *European Journal of Innovation Management* 10, 1 (2007), 90–108.
  - [135] Xipei Ren, Bin Yu, Yuan Lu, and Aarnout Brombacher. 2018. Exploring cooperative fitness tracking to encourage physical activity among office workers. In *Proceedings of the ACM on Human-Computer Interaction*, Vol. 2. ACM, Montreal, Canada, 1–20. <https://doi.org/10.1145/3274415>
  - [136] Anna L Roberts, Abigail Fisher, Lee Smith, Malgorzata Heinrich, and Henry WW Potts. 2017. Digital health behaviour change interventions targeting physical activity and diet in cancer survivors: a systematic review and meta-analysis. *Journal of Cancer Survivorship* 11, 6 (2017), 704–719.
  - [137] Stephanie A. Robinson, Alycia N. Bisson, Matthew L. Hughes, Jane Ebert, and Margie E. Lachman. 2019. Time for change: using implementation intentions to promote physical activity in a randomised pilot trial. *Psychology and Health* 34, 2 (2019), 232–254. <https://doi.org/10.1080/08870446.2018.1539487>
  - [138] Amelia Romeo, Sarah Edney, Ronald Plotnikoff, Rachel Curtis, Jillian Ryan, Ilea Sanders, Alyson Crozier, and Carol Maher. 2019. Can smartphone apps increase physical activity? Systematic review and meta-analysis. *Journal of medical Internet research* 21, 3 (2019), e12053.
  - [139] Hanna Schäfer, Joachim Bachner, Sebastian Pretscher, Georg Groh, and Yolanda Demetriou. 2018. Study on motivating physical activity in children with personalized gamified feedback. In *Adjunct Publication of the 26th Conference on User Modeling, Adaptation and Personalization*. ACM, Manuscript submitted to ACM



- Singapore, Singapore, 221–226.
- [140] Ali Shamel, Tim Althoff, Amin Saberi, and Jure Leskovec. 2017. How gamification affects physical activity: Large-scale analysis of walking challenges in a mobile application. In *26th International World Wide Web Conference 2017, WWW 2017 Companion*. International World Wide Web Conferences Steering Committee, Perth, Australia, 455–463. <https://doi.org/10.1145/3041021.3054172> arXiv:1702.07437
  - [141] Leif Sigerson and Cecilia Cheng. 2018. Scales for measuring user engagement with social network sites: A systematic review of psychometric properties. *Computers in Human Behavior* 83 (2018), 87–105.
  - [142] Paula Alexandra Silva, Kelly Holden, and Aska Nii. 2014. Smartphones, smart seniors, but not-so-smart apps: A heuristic evaluation of fitness apps. In *International Conference on Augmented Cognition*. Springer, Heraklion, Greece, 347–358.
  - [143] Dorien Simons, Ilse De Bourdeaudhuij, Peter Clarys, Katrien De Cocker, Corneel Vandelanotte, and Benedicte Deforche. 2018. Effect and process evaluation of a smartphone app to promote an active lifestyle in lower educated working young adults: Cluster randomized controlled trial. *JMIR mHealth and uHealth* 6, 8 (2018), e44. <https://doi.org/10.2196/10003>
  - [144] Georgios Spanos and Lefteris Angelis. 2016. The impact of information security events to the stock market: A systematic literature review. *Computers & Security* 58 (2016), 216–229.
  - [145] Kelley Strohacker, Omar Galarraaga, and David M Williams. 2014. The impact of incentives on exercise behavior: a systematic review of randomized controlled trials. *Annals of Behavioral Medicine* 48, 1 (2014), 92–99.
  - [146] Anja Thieme, Danielle Belgrave, and Gavin Doherty. 2020. Machine Learning in Mental Health: A Systematic Review of the HCI Literature to Support the Development of Effective and Implementable ML Systems. *ACM Transactions on Computer-Human Interaction (TOCHI)* 27, 5 (2020), 1–53.
  - [147] Huong Ly Tong, Enrico Coiera, William Tong, Ying Wang, Juan C. Quiroz, Paige Martin, and Liliana Laranjo. 2019. Efficacy of a mobile social networking intervention in promoting physical activity: Quasi-experimental study. *JMIR mHealth and uHealth* 7, 3 (2019), e12181. <https://doi.org/10.2196/12181>
  - [148] X. Tong, A. Gupta, D. Gromala, C.D. Shaw, C. Neustaedter, and Amber Choo. 2017. Utilizing Gamification Approaches in Pervasive Health: How Can We Motivate Physical Activity Effectively? *EAI Endorsed Transactions on Pervasive Health and Technology* 3, 11 (2017), 152897. <https://doi.org/10.4108/eai.18-7-2017.152897>
  - [149] Rungting Tu, Peishan Hsieh, and Wenting Feng. 2019. Walking for fun or for “likes”? The impacts of different gamification orientations of fitness apps on consumers’ physical activities. *Sport Management Review* 22, 5 (2019), 682–693. <https://doi.org/10.1016/j.smr.2018.10.005>
  - [150] Laura Staun Valentiner, Mathias Ried-Larsen, Kristian Karstoft, Cecilie Fau Brinklöv, Charlotte Brøns, Rasmus Oestergaard Nielsen, Robin Christensen, Jens Steen Nielsen, Allan Arthur Vaag, Bente Klarlund Pedersen, and Henning Langberg. 2017. Long-Term effect of smartphone-delivered Interval Walking Training on physical activity in patients with type 2 diabetes: Protocol for a parallel group single-blinded randomised controlled trial. *BMJ Open* 7, 4 (2017), e014036. <https://doi.org/10.1136/bmjopen-2016-014036>
  - [151] Tom Valk, Sofia Yfantidou, and Stelios Karamanidis. 2021. *syfantid/past-framework-visualization: Paper Release*. <https://doi.org/10.5281/zenodo.4432162>
  - [152] Erin L. Van Blarigan, Hilary Chan, Katherine Van Loon, Stacey A. Kenfield, June M. Chan, Emily Mitchell, Li Zhang, Alan Paciorek, Galen Joseph, Angela Laffan, Chloe E. Atreya, Yoshimi Fukuoka, Christine Miaskowski, Jeffrey A. Meyerhardt, and Alan P. Venook. 2019. Self-monitoring and reminder text messages to increase physical activity in colorectal cancer survivors (Smart Pace): A pilot randomized controlled trial. *BMC Cancer* 19, 1 (2019), 1–9. <https://doi.org/10.1186/s12885-019-5427-5>
  - [153] Saskia Van Dantzig, Murtaza Bulut, Martijn Krans, Anouk Van Der Lans, and Boris De Ruyter. 2018. Enhancing physical activity through context-aware coaching. In *ACM International Conference Proceeding Series*. ACM, New York, New York, United States, 187–190. <https://doi.org/10.1145/3240925.3240928>
  - [154] Saskia Van Dantzig, Gijs Geleijnse, and Aart Tijmen Van Halteren. 2013. Toward a persuasive mobile application to reduce sedentary behavior. *Personal and Ubiquitous Computing* 17, 6 (2013), 1237–1246. <https://doi.org/10.1007/s00779-012-0588-0>
  - [155] Thabo J. Van Woudenberg, Kirsten E. Bevelander, William J. Burk, Crystal R. Smit, Laura Buijs, and Moniek Buijzen. 2020. Testing a Social Network Intervention Using Vlogs to Promote Physical Activity Among Adolescents: A Randomized Controlled Trial. *Frontiers in Psychology* 10, January (2020), 1–14. <https://doi.org/10.3389/fpsyg.2019.02913>
  - [156] Harshvardhan Vathsangam and Gaurav S. Sukhatme. 2014. Using phone-based activity monitors to promote physical activity in older adults: A pilot study. In *2014 IEEE Healthcare Innovation Conference, HIC 2014*. IEEE, Seattle, Washington, United States, 42–47. <https://doi.org/10.1109/HIC.2014.7038870>
  - [157] Christopher M. Wally and Linda D. Cameron. 2017. A Randomized-Controlled Trial of Social Norm Interventions to Increase Physical Activity. *Annals of Behavioral Medicine* 51, 5 (2017), 642–651. <https://doi.org/10.1007/s12160-017-9887-z>
  - [158] Greg Walsh and Jenifer Golbeck. 2014. StepCity: A preliminary investigation of a personal informatics-based social game on behavior change. In *Conference on Human Factors in Computing Systems - Proceedings*. ACM, Toronto, Canada, 2371–2376. <https://doi.org/10.1145/2559206.2581326>
  - [159] Jane C Walsh, Teresa Corbett, Michael Hogan, Jim Duggan, and Abra McNamara. 2016. An mHealth Intervention Using a Smartphone App to Increase Walking Behavior in Young Adults: A Pilot Study. *JMIR mHealth and uHealth* 4, 3 (2016), e109. <https://doi.org/10.2196/mhealth.5227>
  - [160] Julie B. Wang, Lisa A. Cadmus-Bertram, Loki Natarajan, Martha M. White, Hala Madanat, Jeanne F. Nichols, Guadalupe X. Ayala, and John P. Pierce. 2015. Wearable Sensor/Device (Fitbit One) and SMS Text-Messaging Prompts to Increase Physical Activity in Overweight and Obese Adults: A Randomized Controlled Trial. *Telemedicine and e-Health* 21, 10 (2015), 782–792. <https://doi.org/10.1089/tmj.2014.0176>

- [161] Wendy Donlin Washington, Kelly M. Banna, and Amanda L. Gibson. 2014. Preliminary efficacy of prize-based contingency management to increase activity levels in healthy adults. *Journal of Applied Behavior Analysis* 47, 2 (2014), 231–245. <https://doi.org/10.1002/jaba.119>
- [162] Thomas Wernbacher, Mario Platzer, Josefine Schneider, and Natalie Denk. 2020. Walk Your City: Using Nudging to Promote Walking. In *REAL CORP 2020 Proceedings, Tagungsband, 15-18 April 2020*. Aachen University, Aachen, Germany, 0–10. <https://doi.org/10.13140/RG.2.2.13880.49922>
- [163] Laura J Wilde, Gillian Ward, Louise Sewell, Andre M Müller, and Petra A Wark. 2018. Apps and wearables for monitoring physical activity and sedentary behaviour: A qualitative systematic review protocol on barriers and facilitators. *Digital health* 4 (2018), 2055207618776454.
- [164] Khin Than Win, Madeleine RH Roberts, and Harri Oinas-Kukkonen. 2019. Persuasive system features in computer-mediated lifestyle modification interventions for physical activity. *Informatics for Health and Social Care* 44, 4 (2019), 376–404.
- [165] FCD Prevention Works. 2017. *Technology addiction: Creating a healthy balance*. Hazelden Betty Ford Foundation. Retrieved April 19, 2020 from <https://www.hazeldenbettyford.org/articles/fcd/teen-technology-addiction>
- [166] Wan-Chi Wu. 2013. An Application of Cloud Physical Activity Promotion System on High School Female Students' Physical Activity. *International Journal of e-Education, e-Business, e-Management and e-Learning* 3, 2 (2013), 155–157. <https://doi.org/10.7763/ijeeec.2013.v3.213>
- [167] Sofia Yfantidou. 2020. *syfantid/PAST-SELF-Framework-Data: Paper Release*. Aristotle University of Thessaloniki. <https://doi.org/10.5281/zenodo.4063377>
- [168] Sunmoo Yoon, Joseph E. Schwartz, Matthew M. Burg, Ian M. Kronish, Carmela Alcantara, Jacob Julian, Faith Parsons, Karina W. Davidson, and Keith M. Diaz. 2018. Using Behavioral Analytics to Increase Exercise: A Randomized N-of-1 Study. *American Journal of Preventive Medicine* 54, 4 (2018), 559–567. <https://doi.org/10.1016/j.amepre.2017.12.011>
- [169] Jingwen Zhang and John B. Jemmott. 2019. Mobile App-Based Small-Group Physical Activity Intervention for Young African American Women: a Pilot Randomized Controlled Trial. *Prevention Science* 20, 6 (2019), 863–872. <https://doi.org/10.1007/s11121-019-01006-4>
- [170] Zhao Zhao, Ali Arya, Anthony Whitehead, Gerry Chan, and S. Ali Etamad. 2017. Keeping users engaged through feature updates: A long-term study of using wearable-based exergames. In *Conference on Human Factors in Computing Systems - Proceedings*, Vol. 2017-May. ACM, Denver, Colorado, United States, 1053–1064. <https://doi.org/10.1145/3025453.3025982>
- [171] Mo Zhou, Yoshimi Fukuoka, Yonatan Mintz, Ken Goldberg, Philip Kaminsky, Elena Flowers, and Anil Aswani. 2018. Evaluating machine learning-based automated personalized daily step goals delivered through a mobile phone app: Randomized controlled trial. *JMIR mHealth and uHealth* 6, 1 (2018), e28. <https://doi.org/10.2196/mhealth.9117>
- [172] Oren Zuckerman and Ayelet Gal-Oz. 2014. Deconstructing gamification: evaluating the effectiveness of continuous measurement, virtual rewards, and social comparison for promoting physical activity. *Personal and Ubiquitous Computing* 18, 7 (2014), 1705–1719. <https://doi.org/10.1007/s00779-014-0783-2>