

WHAT ARE HIGHER-ORDER NETWORKS?*

CHRISTIAN BICK[†], ELIZABETH GROSS[‡], HEATHER A. HARRINGTON[§], AND
MICHAEL T. SCHAUB[¶]

Abstract. Modeling complex systems and data using the language of graphs and networks has become an essential topic across a range of different disciplines. Arguably, this network-based perspective derives its success from the relative simplicity of graphs: A graph consists of nothing more than a set of vertices and a set of edges, describing relationships between *pairs* of such vertices. This simple combinatorial structure makes graphs interpretable and flexible modeling tools. The simplicity of graphs as system models, however, has been scrutinized in the literature recently. Specifically, it has been argued from a variety of different angles that there is a need for *higher-order networks*, which go beyond the paradigm of modeling pairwise relationships, as encapsulated by graphs. In this survey article we take stock of these recent developments. Our goals are to clarify (i) what higher-order networks are, (ii) why these are interesting objects of study, and (iii) how they can be used in applications.

Key words. networks, graphs, hypergraphs, simplicial complexes, topology, dynamics, statistics, relational data, data analysis

AMS subject classifications. 05C82, 34B45, 68R10, 55U10, 05C65

1. Introduction. Networks provide natural abstractions for sets of discrete entities that interact with one another or are related to one another. This has led to a surge of interest in networks and network dynamical systems as modeling tools for a variety of systems, ranging from biological systems, such as gene regulatory networks, to infrastructure systems, such as transportation networks [15, 202, 256].

While the term *network* is often used synonymously with *system* in some fields, mathematically, a network is a graph consisting of vertices (or nodes) and edges (or links). Representing systems as graphs has been instrumental in gaining insights about the structural and dynamical features of a system: Graph properties can be used to determine important nodes [102, 114, 208], reveal modular structure of a system [99, 235], or—if each node is a dynamical unit—elucidate collective network dynamics such as synchronization [255]. These ideas have been extended to weighted graphs, signed graphs, directed graphs, and graphs with multiple edge or node types such as multilayer or multiplex graphs. However, a limitation of any graph-based approach is that all relationships are by definition *dyadic* or *pairwise relationships*, since edges in a graph are binary relations. For instance, in network dynamics, dyadic interactions are typically reflected in the equation of motion in form of additivity of interactions corresponding to distinct edges.

*

Funding: CB acknowledges support from the Engineering and Physical Sciences Research Council (EPSRC) through the grant EP/T013613/1. EG acknowledges support from the National Science Foundation (NSF) through the grant DMS-1945584. HAH acknowledges funding from UK Centre for Topological Data Analysis EPSRC grants EP/R018472/1, EP/R005125/1, and EP/T001968/1, the Royal Society RGF\EA\201074 and UF150238, and Emerson Collective. MTS received funding from the European Union’s Horizon 2020 research and innovation programme under the Marie Skłodowska-Curie grant agreement No 702410. MTS also acknowledges funding from the Ministry of Culture and Science (MKW) of the German State of North Rhine-Westphalia (“NRW Rückkehrprogramm”).

[†]Department of Mathematics, Vrije Universiteit Amsterdam, Amsterdam, the Netherlands

[‡]Department of Mathematics, University of Hawai‘i at Mānoa, Honolulu, USA

[§]Mathematical Institute and Wellcome Centre for Human Genetics, University of Oxford, Oxford, UK

[¶]Department of Computer Science, RWTH Aachen University

In many real-world systems, however, interactions and relations are non-dyadic, and involve the joint nonlinear interaction of more than two nodes. For instance, in socio-economic systems, where group-based interactions are commonplace, activity is often jointly coordinated between multiple agents (e.g., buyer, seller, broker) [42]. Reactions in biochemical systems often involve more than two species ($A+B \rightarrow C+D$) [158], or two reagents might effectively interact only in the presence of an enzyme. The importance of nonlinear interactions between three or more nodes has also been long debated in the social sciences [84]. For instance, structural balance theory implies that triadic relations in social networks will evolve according to the colloquial rules “the friend of a friend is my friend” and “the enemy of my enemy is my friend” [179], and recent analyses of large online social networks verified that they are indeed extremely balanced [92]. Similarly, peer pressure is a common social phenomenon, which does not involve merely binary interactions between pairs of people. It has also been argued that joint interactions are crucial to see competition patterns in multiple interacting species [1, 170].

To adequately capture the properties of any such system, it is then crucial to go beyond graphs, which only capture dyadic relationships, and to elucidate the effect of polyadic network interactions [21, 25, 263]. Polyadic interactions and relations have been discussed under a variety of names in the literature, including *supra-dyadic*, *nonpairwise*, *higher-order*, or *simplicial*. In the following, we will collectively refer to networks with such interactions as *higher-order networks*. But what exactly are higher-order networks? How can they be represented mathematically? And what are the tools available to analyze them?

One reason underlying the differences in nomenclature is that higher-order networks arise in various contexts throughout different research areas, which have often somewhat different motivations, research questions, and mathematical tools. The main aim of this article is to provide an integrated perspective on higher-order networks and their mathematical representations, and review recent progress in this very active field of research, focusing on the underlying questions and mathematical tools. Consequently, our review complements other recent surveys, including a more physics-centered perspective in [21] (that features an extensive list of references), a discussion of relationships between different higher-order models and dependency modeling [263], and a survey on signal-processing on higher-order networks [237]. Specifically, we will discuss higher-order networks in three contexts, where they have found particular application:

- **Topology and geometry of data** (Section 3): How do higher-order networks help in understanding the “shape” of datasets?
- **Higher-order network dynamical systems** (Section 4): What is the effect of higher-order interactions on the dynamics of coupled dynamical entities?
- **Analysing and modelling relational data** (Section 5): How can higher-order relations be modeled statistically and what are advantages of using higher-order models?

We believe that this unified overview of higher-order networks can provide a common language for a number of research areas that have predominantly been considered separately. We highlight differences and similarities between those areas and formulate long term research perspectives.

1.1. Beyond dyadic interactions: From graphs to higher-order networks. Before diving into a more detailed discussion, we will preview the three topics outlined above. To this end, we need to fix some terminology that will be

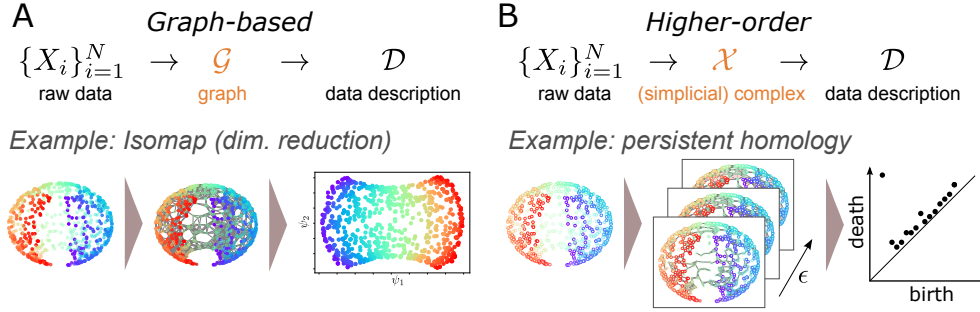


FIG. 1. **Schematic: Higher-order networks to describe geometry and topology of data.**
A The Isomap algorithm [260] is an instance of a manifold learning algorithm [178], operating as follows. We associate each point to a vertex of a graph. Two such vertices are connected by an edge if the corresponding nodes are within a certain distance ϵ from each other. By analyzing the resulting graph, we can define a new set of distances between the points which can be used to assign a new set of (low dimensional) coordinates to each point, which reveal the underlying geometric “shape” of the data. **B** Related ideas also underpin the computation of persistent homology [87, 282]. However, rather than constructing a single graph from the point cloud, persistent homology takes a more holistic approach. A whole family (a filtration) of simplicial complexes is constructed, by scanning through a range of distances ϵ and constructing a simplicial complexes in an appropriate manner [87, 282]. The so-called homology (see Section 3) of each of these simplicial complexes is then computed as a function of the parameter ϵ , where we are particularly interested in aspects of the data that persist over a large range of parameters ϵ . In this way various higher-order connectivity aspects of the dataset can be assessed (see Section 3).

used throughout the paper. Mathematically more precise definitions of these objects will be given in Section 2. An (undirected) graph \mathcal{G} consists of a finite set of vertices V and edges E . An edge $e = \{v_k, v_j\} \in E$ indicates a relationship between the vertices $v_k, v_j \in V$. A hypergraph \mathcal{H} on the set of vertices V is a generalization of a graph: The hyperedges $e \in E$ are arbitrary non-empty subsets $e \subseteq V$. An abstract simplicial complex \mathcal{K} is a hypergraph \mathcal{H} such that the set of hyperedges is closed under inclusion, that is, if $d \subset e \in E$ and $d \neq \emptyset$ then $d \in E$. Abstract simplicial complexes are combinatorial objects that relate to their geometric counterparts in classical algebraic topology [128]. Hypergraphs and simplicial complexes will play a main role as we discuss higher-order networks in this review.

1.1.1. Topology and geometry: Understanding the “shape” of data.

High-dimensional point-cloud data commonly contains some geometric or topological information. Topological tools enable the classification of *topological or geometric structure*, for instance, the detection of possible clusters in the data. As an example, consider the Isomap algorithm [260] illustrated in Figure 1A, that aims to learn a low-dimensional representation of point cloud data. The central idea of Isomap is that if the observed data is assumed to be a noisy sample from a low-dimensional manifold embedded in a larger sample space, we can construct a graph that serves as a discrete proxy for this continuous object: The vertices correspond to the data points, and two vertices are connected by an edge if the distance between the corresponding data points is smaller than some predefined parameter ϵ . The resulting (family of) graphs \mathcal{G}_ϵ provides a low-dimensional representation of the data. A number of popular algorithms follow a variation of this paradigm: (i) map each data point to a vertex in a graph, (ii) define edges according to some criteria based on *pairwise* similarity or distance of the original data points, and (iii) analyze the constructed graph to extract

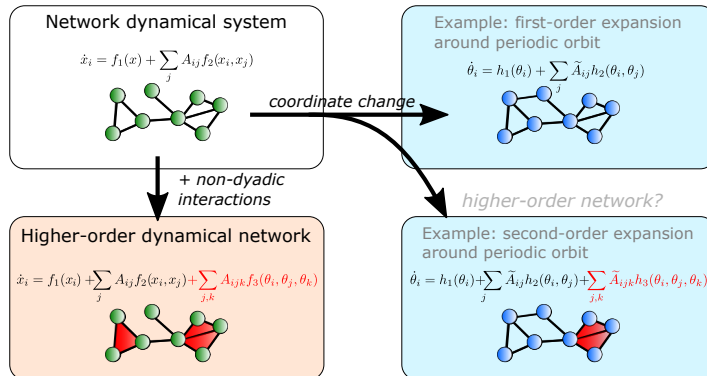


FIG. 2. **Schematic: Higher-order networks to describe couplings between dynamical units.** A network dynamical system is defined by a graph and an associated dynamics, coupling dynamic variables associated to the nodes, e.g., via an ordinary differential equation model (top left). A natural extension of such a model is a dynamics that is defined, e.g., on the nodes of a hypergraph, in which we allow for multi-way interactions between sets of more than two nodes, such as triplets of nodes, etc. (bottom left). However, care is needed as a change of coordinates of the original dyadic network dynamical system, may also result in an “apparent” higher-order dynamical system, depending on the type of coordinate transformation used (top right vs bottom right).

a low-dimensional representation of the nodes, thereby providing an embedding of the original data points associated to those nodes. For instance, diffusion maps [67], or Laplacian eigenmaps [22], define embedding coordinates based on the (scaled) eigenvectors of a Laplacian matrix that is derived from a graph \mathcal{G}_ε constructed in the way outlined above. For an overview of these kind of manifold learning algorithms, see also the book [178] and references therein.

The idea of approximating the global geometric structure of high-dimensional data using graphs naturally generalizes beyond local pairwise geometric relationships to local k -wise geometric relationships (cf. Section 3). For instance, analogous to the graph construction based on a distance threshold ε , we may construct a Čech complex \mathcal{K}_ε as a family of simplicial complexes: Place a ball of radius ε around each data point and declare that there is a k -simplex between any k points if the intersection of the corresponding ε -balls is non-empty. Whereas a graph-based description merely relies on information about (suitably transformed) pairwise distances between the data points, such a simplicial complex based description encapsulates more of the data geometry (see Figure 1B). Consequently, the higher-order network given by a simplicial complex contains more information about the data: For instance, simplicial complexes can be used to reveal certain aspects of topology of the data by means of a technique called persistent homology [87, 282]. Simplicial complexes also give rise to a hierarchy of Hodge-Laplacians [171, 234], which include the graph Laplacian matrix as a special case, and can be used to extract geometric and topological information about the data.

1.1.2. Higher-order network dynamical systems. Network dynamical systems provide a natural abstraction for many real-world systems that consist of a number of interacting dynamical entities. These include networks of coupled neurons, power grid networks, ecological networks of interacting species, and epidemic processes on networks [39]. A network dynamical system typically consists of (i) a number of dynamical nodes with state variables that evolve according to differential

equations and (ii) a network structure that captures which nodes interact and how they interact (the functional form). The principal question is how does the collective network dynamics—the joint dynamics of all nodes, such as synchronization—relate to the network structure?

In traditional network dynamical systems, the interactions between nodes are captured by a graph; cf. [Figure 2](#). The graph may be based on actual physical connections, for example, a physical power line between two nodes; it may be imposed as a modeling choice, for example, by defining a dynamical system on a graph; it may be inferred from data, for example, an edge is placed between two nodes when the time series are correlated; or it may simply be a formal description of dependencies between node states, for example, in coupled cell systems, an edge captures that the input to one node formally depends on the state of another node. Moreover, the network interactions are often additive: For a network of Kuramoto oscillators [[2](#), [163](#), [230](#)]*—*one of the most prominent examples of network dynamical system*—*the joint effect of two oscillators on a third oscillator is just the sum of the two individual (nonlinear) effects. Synchronization occurs when different nodes (eventually) behave in unison as time evolves. Such dynamical properties relate to the properties of the graph that represents the network. For example, classical results relate the spectrum of the underlying graph to the synchronization properties of the network dynamical system [[213](#)].

With additive combinations of nonlinear interactions in mind, a natural generalization of network dynamical systems is to allow nonlinear interactions between three or more oscillators—this results in a *higher-order network dynamical system*. Such a generalization, however, raises the following questions: What is an appropriate combinatorial structure to capture such interactions? How do dynamical properties, such as synchronization, relate to the algebraic properties of this structure? One approach is to define a dynamical system on a hypergraph or simplicial complex. However, this approach has certain caveats. As we will discuss in [Section 4](#), for coupled oscillator networks, a coordinate transformation may also yield “effective” nondyadic interactions for systems that are additively coupled; see [Figure 2](#). Indeed, a (higher-order) network representation of a dynamical system is not necessarily invariant under coordinate transformations. More importantly, however, if a higher-order network dynamical system is related to a dyadic network dynamical system by a coordinate transformation, it will exhibit the same dynamical properties. We will discuss these aspects and their implications for modeling in more detail in [Section 4](#).

1.1.3. Modeling relational data via higher-order networks. The statistical analysis of networks, such as friendship relationships in a social network, has been a mainstay topic of network analysis. The data we would like to understand in this context is typically *relational data*, i.e., data about how *sets of entities* are related (see [Figure 3](#)). Further examples include the modeling and description of co-authorship networks, ecological relationships (predator-prey or mutualistic), or hyperlink graphs describing the world-wide-web, to name a few. In contrast to the topological/geometrical or the dynamical perspective discussed in [Subsections 1.1.1](#) and [1.1.2](#), modeling relational data is primarily concerned with the statistical modeling of the relations themselves, rather than analyzing those relations to learn about the topological and geometrical shape of the network or dynamics taking place on it. Put differently, our goal is to provide a statistical model that specifies a probability of observing a set of given relations.

In many applications, relationships are recorded between exactly two entities—

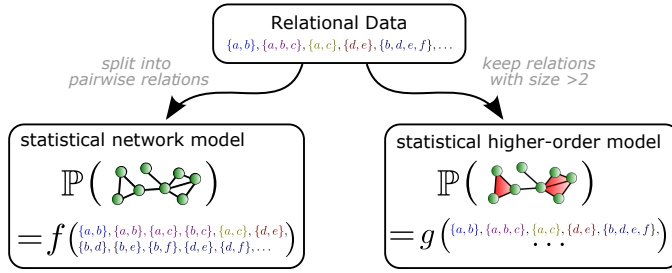


FIG. 3. **Schematic: Higher-order networks to describe relational data.** Given some empirically observed relationships between sets of entities (top), e.g., co-authorship relations between scientists, a typical approach to analyze such data is to abstract these relationships as the union of pairwise relationships, representing the edges in a graph. In other words, we decompose the observed relationships into pairwise relations and define a graph based on those pairwise relations. Our task is typically to analyze this graph by means of specifying a generative model for the observed data (bottom left). Rather than settling on a graph representation, we can alternatively try to keep all those (potentially) higher-order relationships intact and represent and analyze them directly in terms of a hypergraph or simplicial complex (bottom right). For instance, we again try to specify a probabilistic model for the empirically observed data.

such as hyperlinks from one webpage to another, or a friendship connection between two people—naturally giving rise to edges in a (dyadic) graph linking the two entities, where the entities are represented as vertices. Typical models for relational data thus define probability distributions over a set of graphs. A simple example is the Erdős-Rényi model that posits that given a set of vertices V of cardinality n , there exists a pairwise relation between any two objects with a fixed probability p . Other examples include configuration models, stochastic block models, and more generally, exponential random graph models.

However, as the example of co-authorships mentioned above illustrates, relational data may comprise sets with more than two entities: A paper may have more than two authors that appear jointly. Rather than breaking a set of multiple entities up into a number of dyadic relationships, we may try to keep those relationship sets intact, directly taking them into account in our models. In order to do this, it then becomes necessary to develop probabilistic models over spaces of hypergraphs or simplicial complexes. We discuss and review such statistical models, and the questions that arise in their development and analysis, in [Section 5](#).

1.1.4. An Example: The many facets of higher-order interactions. Let us highlight the difference in the above discussed perspectives by considering the example of *C. elegans*, a roundworm whose complete connectome—the physical connections between neurons—has been mapped out. Importantly, the connectome is the same for each of these worms and thus there is hope that analysing the connectome in the form of a (higher-order) network may tell us about important features of the neural information processing within the worm. Now, there are several types of questions we can ask. First, we may be interested in the topological features of this connectome by using the techniques in [Section 3](#) to analyze the “shape” of this network [243]. For instance, persistent homology gives insights into the topological features of this specific connectome. Second, network properties can lead to an understanding of the collective dynamics of *C. elegans*’ neuronal network [13, 265, 275]. While one may intuitively think of the connectome as a graph, both nonadditive network coupling and effective (or indirect) interactions can give rise to a higher-order network dynamical

system (Section 4). Third, we may be interested in specifying a probabilistic network model of the connectomic data (Section 5). Even though the connectome of every worm is the same and there is thus nothing stochastic about the connectome of *C. elegans*, treating the connections as relational data to which we want to fit a probabilistic model may provide us with certain insights. For instance, by comparing to a random null model, we can assess how likely it is that certain features of the connectome have arisen by chance [122, 275].

1.2. Missing links: Topics not covered. There are some other topics that could intuitively be considered as higher-order networks but are beyond the scope of this review. We give a brief overview and provide references for further reading.

Multiplex networks. Multiplex, multilayer, and networks of networks have been proposed as modeling paradigms for systems where there are different types of interactions [157]. These aim to account for links of different types, for example, different modalities (phone, text, e-mail) in a communication network. In most cases, however, the interactions are dyadic and are thus traditional networks.

Higher-order Markov models for sequential data. Markov models defined on networks have become a popular way to describe and model flows of information, energy, mass, money, etc. between different entities. If the evolution is given by a (first-order) Markov process, the process can be seen as a random walk on a graph [180]. However, many empirically observed flows on networks do have some path dependency. Thus higher-order Markov chain models are required [165].

Higher-order graphical models and Markov random fields. Markov random fields such as the Ising model and more general graphical models have also been extended to higher-order models that account for interactions between multiple entities. For instance, for the Ising model, extensions have been sought that include interactions of third order to model social interactions in mice [240]. Other works about incorporating higher-order interactions in graphical models include [160, 219, 281].

Graph signal processing and simplicial signal processing. Graph signal processing is an relatively new area of signal processing that deals with the processing of signals supported on the nodes of a graph, and it aims to translate and extend signal processing techniques such as interpolation, signal smoothing, sampling and filtering to the domain of graphs [206, 241]. Recently, there have been propositions to extend these ideas to simplicial complexes and hypergraph; see, e.g., [16, 237, 279].

Tensor models and applications. As (dyadic) networks can be described by matrices such as the adjacency matrix or the Laplacian, tensors provide another possible direction in which network models can be extended. Examples include the application of tensor models for the detection of communities in time-dependent networks [104], or spectral clustering of motifs [26], as well as centrality analysis based on tensors [115].

1.3. Outline of this article. The remainder of the article is structured as follows. In Section 2, we collect the mathematical concepts that will be used throughout this paper. In Section 3, we discuss how to analyze topology and geometry of data, and we highlight how higher-order networks can help in understanding the structural features of datasets. In Section 4, we discuss higher-order network dynamical systems and their relationship with traditional network dynamical systems. In Section 5, we discuss models of higher-order relations and how they can be useful in describing and understanding relational data. We conclude with a discussion and an outline of questions for further research in Section 6.

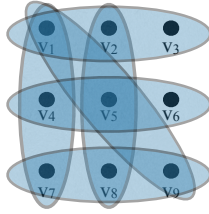


FIG. 4. A 3-uniform hypergraph with 9 vertices and 6 edges.

2. A brief review of graphs, hypergraphs and simplicial complexes. Hypergraphs and simplicial complexes are the mathematical objects that encode higher-order networks. Building on the informal introduction in [Subsection 1.1](#), here we collect the definitions of these objects.

2.1. Graphs. A simple undirected graph $\mathcal{G} = (V, E)$ consists of (i) a finite set of N vertices $V = \{v_1, \dots, v_N\}$ and (ii) a set E of edges, corresponding to unordered pairs of distinct elements of V . A *simple graph* does not have self-loops, directed edges (arrows), nor multiple edges joining the same pair of vertices. There are notions of graphs more general than simple graphs. For example, a *multigraph* allows for multiple edges, and a *pseudograph* allows for multiple edges and loops.

A *directed graph* \mathcal{G} is a pair $\mathcal{G} = (V, E)$ of a finite set of vertices $V = \{v_1, \dots, v_N\}$ and a set of edges $E \subseteq V \times V$ consisting of *ordered* pairs of vertices. An edge $(h, t) \in E$ has *head* h and *tail* t ; an edge e is a *self-loop* if $h = t$. A directed graph is *simple* if it has no self-loops. A graph \mathcal{G} with N vertices can be identified with its $N \times N$ adjacency matrix $\mathbf{A} = (A_{kj})$ with $A_{kj} = 1$ if $(v_k, v_j) \in E(\mathcal{G})$ and $A_{kj} = 0$ otherwise. For an undirected graph \mathcal{G} , the matrix \mathbf{A} is symmetric, that is, $\mathbf{A}^T = \mathbf{A}$ where T denotes the transpose.

In many applications, it is useful to consider graphs with weighted edges. A *weighted graph* is a graph with $\mathcal{G} = (V, E)$ together with weights $w_{kj} \neq 0$ for each edge $\{v_k, v_j\} \in E$. A weighted, directed graph is defined analogously. For a weighted graph \mathcal{G} we define the *weighted adjacency matrix* with $A_{kj} = w_{kj}$ if $(v_k, v_j) \in E(\mathcal{G})$ and $A_{kj} = 0$ otherwise.

2.1.1. Hypergraphs. An undirected *hypergraph* is a generalization of an undirected graph. Let $\mathcal{P}(X)$ denote the power set of a set X , consisting of all subsets of X .

DEFINITION 2.1 (Hypergraph [27]). *Let $V = \{v_1, v_2, \dots, v_N\}$ be a finite set and $E \subseteq \mathcal{P}(V)$ a finite collection of non-empty subsets of V . The tuple $\mathcal{H} = (V, E)$ is called a hypergraph. A k -uniform hypergraph is a hypergraph such that $|e| = k$ for all hyperedges $e \in E$.*

EXAMPLE 2.2. *Let $V = \{v_1, \dots, v_9\}$ and $E = \{\{v_1, v_2, v_3\}, \{v_4, v_5, v_6\}, \{v_7, v_8, v_9\}, \{v_1, v_4, v_7\}, \{v_2, v_5, v_8\}, \{v_1, v_5, v_9\}\}$. The hypergraph $\mathcal{H} = (V, E)$ is a 3-uniform hypergraph and is illustrated in [Figure 4](#).*

Just like graphs, hypergraphs can be extended to incorporate directionality and weights. In the context of higher-order networks in statistics, we can think of integer weights in terms of hypergraphs in which certain edges appear multiple times.

2.1.2. Simplicial complexes. An abstract simplicial complex is a hypergraph where the set of hyperedges is closed under inclusion. Specifically, we require that

every non-empty subset d of an hyperedge $e \in E$ is also part of the set of hyperedges.

DEFINITION 2.3 (Abstract simplicial complex). *Given a finite set \mathcal{K}_0 , called the vertex set, a k -simplex is a non-empty set of $k + 1$ elements of \mathcal{K}_0 . An abstract simplicial complex \mathcal{K} is a finite collection of such simplices such that*

- $\tau \subset \sigma$ and $\sigma \in \mathcal{K}$ imply $\tau \in \mathcal{K}$
- $\{v\} \in \mathcal{K}$ for all $v \in \mathcal{K}_0$.

Abstract simplicial complexes are the combinatorial counterpart of *simplicial complexes* in algebraic topology as topological spaces that are built of individual *simplices*, the analogue of a triangle in arbitrary dimensions. They are useful to determine properties of topological spaces that can be *triangulated*, i.e., they are homeomorphic to a simplicial complex (cf. [128]). In the following we use the terms abstract simplicial complex and simplicial complex interchangeably.

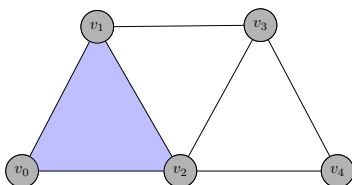
The dimension of a simplex is defined as its cardinality. The *dimension* of an abstract simplicial complex \mathcal{K} is the largest dimension of any simplex in \mathcal{K} . Given an abstract k -simplex $s = \{v_0, \dots, v_k\}$, we call a subset of s with cardinality $n \leq k$ an n -face of s . The k -skeleton of the abstract simplicial complex \mathcal{K} is the union of the simplices of dimensions $\{0, 1, \dots, k\}$. The elements of the 0-skeleton \mathcal{K}_0 are called vertices of \mathcal{K} , and the 1-skeleton is the graph associated to the simplicial complex.

REMARK 2.4. *To emphasize that simplicial complexes are a special type of hypergraph, one can use the notation $\mathcal{K} = (V, E) = (\mathcal{K}_0, E)$, with V the elements of \mathcal{K}_0 and E being the set of all simplices contained in \mathcal{K} .*

EXAMPLE 2.5. *Consider the abstract simplicial complex*

$$(2.1) \quad \mathcal{K} = \{\{v_0\}, \{v_1\}, \{v_2\}, \{v_3\}, \{v_4\}, \{v_0, v_1\}, \{v_0, v_2\}, \{v_1, v_2\}, \\ \{v_1, v_3\}, \{v_2, v_3\}, \{v_2, v_4\}, \{v_3, v_4\}, \{v_0, v_1, v_2\}\}.$$

The simplicial complex \mathcal{K} has dimension 2. We can describe \mathcal{K} by the dimension of its simplices. There are five vertices, called 0-simplices: $\{v_0\}, \{v_1\}, \{v_2\}, \{v_3\}, \{v_4\}$; seven 1-simplices: $\{v_0, v_1\}, \{v_0, v_2\}, \{v_1, v_2\}, \{v_1, v_3\}, \{v_2, v_3\}, \{v_2, v_4\}, \{v_3, v_4\}$; and a single 2-simplex: $\{v_0, v_1, v_2\}$. This abstract simplicial complex can be visualized as follows.



To facilitate computations with simplicial complexes in the context of algebraic and computational topology, we sometimes have to assign an arbitrary *orientation* to each simplex. We denote such an oriented simplex with vertices v_0, \dots, v_k by the ordered tuple $[v_0, v_1, \dots, v_k]$. Note that the choice of orientation is not essential, but a matter of bookkeeping. Indeed, assigning such orientations is often encountered in the context of flow problems on graph, where we need to distinguish a flow from vertex v_i to v_j from a flow in the other direction. In this context, a positive flow on the oriented edges (1-simplex) $[v_0, v_1]$ is equivalent to the same negative flow on edge $[v_1, v_0]$. More generally, an orientation of a simplex is an equivalence class of orderings of its vertices, where two orderings are equivalent if they differ by an even permutation. This implies that there are exactly two possible orientations of a simplex. For simplicity, in this

review, we will always choose a reference orientation of the simplices induced by the ordering of the vertex labels $\{[v_0, \dots, v_k] \mid v_0 < \dots < v_k\}$.

3. Geometry and topology of data with (higher-order) networks. As outlined in [Subsection 1.1.1](#), a central idea of topological data analysis is to describe empirically observed data, such as point clouds, by a topological object such as a simplicial complex. The properties of the topological object then yield a way to characterize the data. The Euler characteristic χ is an example of such a property, which gives a measure of size [\[233\]](#) in an appropriate sense. Similarly, *homology*, which we will describe in the next sections, gives a way to measure properties of simplicial complexes, such as the number of components and loops. In fact homology is closely related to the Euler characteristic, but provides a more detailed account of the topology of an simplicial complex. In the following, we first focus on homology as an important topological property of simplicial complexes, before we discuss how these concepts can be used to describe the higher-order structure of data. For more information on these topological concepts, see [\[5, 110, 111, 128, 182, 183, 196, 238\]](#).

3.1. Simplicial homology. Topological properties of a simplicial complex \mathcal{K} are encoded by its (simplicial) homology. An n -chain is a finite formal sum of n -simplices $\sigma_i \in \mathcal{K}$, written $c = \sum_i a_i \sigma_i$. Here σ_i is an ordered n -simplex in \mathcal{K} and $a_i \in \mathbb{F}$ is a coefficient in a field \mathbb{F} . Changing the coefficients can highlight specific features and typical fields to consider are $\mathbb{F} = \mathbb{Z}/2\mathbb{Z}$ for persistent homology computations (cf. [Subsection 3.2](#) below) or $\mathbb{F} = \mathbb{R}$ for Hodge–Laplacians (cf. [Subsection 3.4](#) below). Note that there are only finitely many σ and thus only finitely many of the coefficients a_i are non-zero. Two n -chains are added component-wise, like polynomials, and a scalar multiplication can be defined component-wise. For all computations, we make the additional provision that changing the orientation of any simplex σ_i corresponds to a change in sign of the corresponding coefficient.

DEFINITION 3.1 (*n*th chain group). *The n*th-chain group $C_n(\mathcal{K}, \mathbb{F})$ is a finitely generated vector space that is spanned by its oriented n -simplices with coefficients in a field \mathbb{F} .

Since the chain groups are finite vector spaces, we may think of elements in the chain groups simply in terms of vectors specified by the coefficients a_i once we fix a basis σ_i . Accordingly we can define linear maps ∂_n between the vector spaces $C_n(\mathcal{K}, \mathbb{F})$ and $C_{n-1}(\mathcal{K}, \mathbb{F})$ by mapping an n -simplex $\sigma = [v_0, \dots, v_n]$, spanned by vertices v_0, \dots, v_n to an alternating sum of its $(n-1)$ -dimensional faces obtained by omitting the j th vertex. Explicitly, we have

$$(3.1) \quad \begin{aligned} \partial_n : \quad C_n(\mathcal{K}, \mathbb{F}) &\rightarrow C_{n-1}(\mathcal{K}, \mathbb{F}), \\ [v_0, \dots, v_n] &\mapsto \sum_{j=0}^n (-1)^j [v_0, \dots, v_{j-1}, v_{j+1}, \dots, v_n]. \end{aligned}$$

These maps ∂_n are called *boundary operators* or *differentials* and may be interpreted in terms of computing the topological boundary of an n -chain as demonstrated in the following example.

EXAMPLE 3.2. *For a 1-simplex, we compute the boundary:*

$$\begin{aligned} \partial_1 \left(\begin{array}{c} \circ \longrightarrow \circ \\ v_0 \qquad v_1 \end{array} \right) &= \overset{\circ}{v_1} - \overset{\circ}{v_0} \\ \partial_1([v_0, v_1]) &= v_1 - v_0. \end{aligned}$$

For a 2-simplex, we compute

$$\partial_2 \left(\begin{array}{c} v_1 \\ \triangle \\ v_0 \quad v_2 \end{array} \right) = \left(\begin{array}{c} v_1 \\ \searrow \\ v_2 \end{array} - \begin{array}{c} v_0 \longrightarrow v_2 \end{array} + \begin{array}{c} v_1 \\ \nearrow \\ v_0 \end{array} \right)$$

$$\partial_2([v_0, v_1, v_2]) = [v_1, v_2] - [v_0, v_2] + [v_0, v_1] = [v_1, v_2] + [v_2, v_0] + [v_0, v_1],$$

since $[v_0, v_1] = -[v_1, v_0]$.

An n -chain c with empty boundary $\partial c = 0$ is called an n -cycle. If V, W are vector spaces and $f : V \rightarrow W$ is a linear map, we write $\ker f \subset V$ and $\text{im } f \subset W$ for the kernel and image of f , respectively. The n -cycles forms a subgroup $Z_n := \ker \partial_n$ of the n th chain group. An n -boundary is an n -chain that is the boundary of an $(n+1)$ -chain $c = \partial d$ with $d \in C_{n+1}(\mathcal{K}, \mathbb{F})$; the n -boundaries $B_n := \text{im } \partial_{n+1}$ are a subgroup of the n th chain group. It can be proven that the composition of any two consecutive boundary maps is the zero map, that is, $\partial_n \circ \partial_{n+1} = 0$ for all n . This implies that $B_n = \text{im } \partial_{n+1} \subseteq \ker \partial_n = Z_n$. This result is known as the *Fundamental Lemma of Homology* and shows that the chain groups $C_n(\mathcal{K}, \mathbb{F})$ together with the boundary maps form a *chain complex* [128].

EXAMPLE 3.3. *It is easy to see in Example 3.2 that the composition of two boundary maps yields zero, i.e.,*

$$\partial_1(\partial_2([v_0, v_1, v_2])) = \partial_1([v_1, v_2] + [v_2, v_0] + [v_0, v_1]) = v_2 - v_1 + v_0 - v_2 + v_1 - v_0 = 0.$$

Simplicial homology now quantifies the n -cycles that are not boundaries. Intuitively speaking, these special n -cycles represent n -dimensional “holes.” For instance, in Example 2.5, the 1-chain $[v_2, v_3] + [v_3, v_4] - [v_2, v_4]$ is clearly a cycle, but it is not the boundary of any 2-dimensional chain.

DEFINITION 3.4 (n th simplicial homology group). *Let \mathcal{K} be a simplicial complex. For $n \geq 0$, the n th homology group is*

$$H_n(\mathcal{K}, \mathbb{F}) := Z_n / B_n = \ker \partial_n / \text{im } \partial_{n+1}.$$

The dimensions of the homology groups, which are the ranks of the corresponding vector spaces, describe different topological features. Specifically, the elements of the homology groups H_0, H_1 and H_2 describe *connected components, loops, and voids* of \mathcal{K} , respectively. Two elements in H_n belong to different homology classes if they differ by more than a boundary, that is, they represent different n -dimensional holes. The number of n -dimensional holes is called the n th *Betti number*

$$\beta_n := \dim H_n(\mathcal{K}, \mathbb{F}) = \dim \ker \partial_n - \dim \text{im } \partial_{n+1}.$$

The first three Betti numbers β_0, β_1 , and β_2 represent, respectively, the number of connected components, the number of 1-dimensional holes, and the number of 2-dimensional holes (i.e., voids) in a simplicial complex. The Betti numbers also relate to the Euler characteristic through the Euler-Poincaré theorem.

REMARK 3.5. *Simplicial homology can also be defined with coefficients in a ring instead of a field; indeed, simplicial homology is defined with integer coefficients in Refs. [128, 196]. In this case, the definitions above generalize to modules and homomorphisms. Changing the coefficient field can affect the Betti numbers. For example,*

the homology of the Klein bottle with coefficients in $\mathbb{Z}/2\mathbb{Z}$ has $\beta_1 = 2$ and $\beta_2 = 1$ but the homology of the Klein bottle for all other coefficients in \mathbb{Z}, \mathbb{R} , or $\mathbb{Z}/p\mathbb{Z}$ where p is prime, is $\beta_1 = 1$ and $\beta_2 = 0$.

To calculate homology in practice, there are computer packages available. We used the `SimplicialComplexes.m2` package in Macaulay2 [118] to compute homology with different coefficients. There are other software including `simcomp` toolbox in GAP [89], or the topology application ‘`topaz`’ in `polymake` [105].

3.2. Persistent homology. Persistent homology assigns a parametrized family of simplicial complexes to data, such as point clouds, networks, or images [51, 87, 103, 215]. As the parameter is varied one can keep track of the topological features to find robust features that *persist* over a large parameter range. Such long lived features can be used as a way to characterize the data topologically.

DEFINITION 3.6 (See [51, 87, 109]). A filtration of a simplicial complex \mathcal{K} is a sequence of nested simplicial complexes,

$$\emptyset = \mathcal{K}_0 \subseteq \mathcal{K}_1 \subseteq \mathcal{K}_2 \subseteq \cdots \subseteq \mathcal{K}_{\text{end}} = \mathcal{K},$$

starting with the empty complex and ending with the entire simplicial complex \mathcal{K} .

For a given filtration, for example, the Čech complex Si_ε outlined in Subsection 1.1.1, one can track when homological features appear and disappear throughout the filtration. For instance, we can keep track of the number of connected components while varying the parameter: If the number of components persists over a range of parameters, this would be indicative of a clustered dataset.

Persistent homology captures these topological features. First, note that homology is *functorial*: Any map between simplicial complexes $f_{i,j} : \mathcal{K}_i \rightarrow \mathcal{K}_j$ induces a map between their n -chains $\tilde{f}_{i,j}^n : C_n(\mathcal{K}_i, \mathbb{F}) \rightarrow C_n(\mathcal{K}_j, \mathbb{F})$, which then induces a map between their homology groups $f_{i,j}^n : H_n(\mathcal{K}_i, \mathbb{F}) \rightarrow H_n(\mathcal{K}_j, \mathbb{F})$. Since the simplicial complexes in a filtration are related by inclusion, there exists maps between the homology groups of every simplicial complex in a filtration. This enables one to track when topological features appear and disappear throughout the filtration: A topological feature of dimension n in $H_n(\mathcal{K}_b, \mathbb{F})$ is *born* in $H_n(\mathcal{K}_b, \mathbb{F})$, if it is not in the image of $f_{b-1,b}^n$ and a feature from $H_n(\mathcal{K}_i)$ *dies* in $H_n(\mathcal{K}_d, \mathbb{F})$, where $i < d$, if d is the smallest index such that the feature is mapped to zero by $f_{i,d}^n$. Thus, such a topological feature can be associated to a half-open interval $[b, d)$ and the lifetime of a topological feature, i.e., its length $d - b$, is called its *persistence*. A multiset of such intervals is called a topological *barcode*. Thus, for an appropriate choice of basis [282] of the homology groups H_n , a barcode summarizes the information carried by the homology groups and the maps $f_{i,j}^n$ [51, 109], its *persistent homology*.

Persistent homology benefits from theoretical underpinnings that prove a barcode is robust to small perturbations to input data [66]. Persistent homology is computable, with many software implementations available, and we refer to the following tutorials and “user guides” to more information [195, 207, 221].

REMARK 3.7. It is also possible to define simplicial cohomology and compute barcodes for the cohomology groups for a given filtration of a simplicial complex \mathcal{K} . In general, cohomology is more powerful than homology. But for coefficients in a field \mathbb{F} , cohomology groups are dual to homology groups, and more generally, they are related by the Universal Coefficient Theorem. In the setting we consider here, homology and cohomology yield identical barcodes [80, Prop 2.3], which is why one usually does not

distinguish persistent homology and persistent cohomology.

Extending persistent homology is an active area of research. There are extensions to theory of persistent homology, such as zig-zag persistent homology [52, 53] or multiparameter persistent homology [55, 56]. The computation of these and other homological objects are actively developed and implemented to be accessible for applications [54, 126, 131, 152, 169, 190, 232]. An active area of research for studying higher-order analogues of directed networks is the mathematical field of directed algebraic topology, which aims to capture periodicity in data [93]. In recent years, persistent homology of directed flag complexes [177], persistent path homology [63, 82], and weighted path homology have also been proposed [172].

Ultimately, to analyze data, we need to compare outputs of persistence computations. The most common approach to achieve this is to transform the barcodes into a vector-format, which can take various forms, such as persistence images or persistence landscapes, or can be based on kernel methods, which can then be interpreted with tools from statistics and machine learning [3, 45, 58, 164]. Developing such statistical tools for topology, including hypothesis testing, bootstrapping, and defining shape statistics, is another important, related research area [96, 97, 222, 227, 271].

3.3. Applications of Persistent Homology. Persistent homology has found widespread application to real-world complex systems¹. For example, persistent homology has also been used to describe 3D structures in material science [133, 231] as well as to analyze sensor networks (see two accessible introductions [79, 228]). Different applications have different types of input data, such as point clouds in a high dimensional space, network data (nodes and relations), images (grayscale pixel data in a square grid), or data as a given hypergraph.

When data is given as a point cloud, one needs to determine what is the appropriate filtration parameter and corresponding complex to build [51, 87, 88, 110]. For persistent homology, the chosen filtration is highly dependent on the application (see, for example, [251, 254]), and the filtration may limit the user to a particular software. Hypergraph data can be analyzed with homology [43] or persistent homology [225]; however, the applications discussed in this section focus on simplicial complexes or its 1-skeleton (a graph), which are both types of hypergraphs.

Using topological methods to study problems in neuroscience was first proposed in the 1960s [278]. The availability of neuroscience data as well as advances in mathematical theory and computation have enabled this field to flourish. Computational topology and higher-order networks have proven successful for analyzing the full spectrum of brain data ranging from functional networks [243], to morphology of branching neurons [148], to structural (synaptic connectivity) [223], to place cells [112], to the *C. elegans* connectome [130], to imaging of brain disease [44, 75]. Rather than an exhaustive list of research in topological neuroscience, we refer to the reader to a few recent survey articles [36, 76, 132].

Higher-order networks have also proven useful in genomics and evolutionary biology [57, 220], structural biology [273], as well as for the analysis of structures such as vascular networks [23, 47, 253]. References overviewing the potential of topological techniques include [8, 36, 220, 254]. An open problem in many areas of mathematical biology is the quantification and analysis of complicated mathematical models. Recent studies suggest that higher-order network structures and computational topol-

¹A collection of TDA applications is also available at <https://www.zotero.org/groups/2425412/tda-applications>

ogy can be helpful for analyzing such models of biological systems [155, 184, 198, 262]. Using higher-order networks to analyze diseases such as cancer [11, 116, 203, 253] offers possibilities for combining data and mathematical models [252, 268]. While the structure of some chemical reaction models can be distinguished using persistent homology [269], others are better encoded as a hypergraph and analyzed with discrete Ricci curvature [90].

More generally, many biological processes, including those in neuroscience, can be modeled as dynamical systems, which we can also try to understand using topological tools. Indeed studying relations between topology and dynamics has deep roots, going back to Morse-Smale dynamical systems. Tools for analyzing time series data and dynamical systems using topological methods have been developed by Harer, Perea, Robins, Mischaikow, Mukherjee among others (see [125, 142, 191, 216, 226] and references within). Memoli, Munch, and colleagues have been extending persistent homology theory and methods to analyse time varying systems, ranging from collective behavior in the form of dynamic point cloud, dynamic graphs, and Hopf bifurcation detection [154, 156, 194, 264]. Growing graphs have also been analysed with node-filtered order complexes [35]. Time varying data has been analyzed with topological summaries, such as vineyards, crocker plots, and multiparameter rank functions [274], whereas temporal networks have been analysed with persistent path homology [62]. Contagion dynamics on different network structures (e.g., ring lattice and tori) as well as simplicial complexes have been analysed with persistent homology [138, 259]. Dynamics also occur on a more general hypergraphs, which motivates approaches beyond persistent homology [50].

3.4. Hodge-Laplacians and Hodge-theory. Persistent homology is one of the work horses of topological data analysis. As discussed, persistent homology reveals homological information in a given dataset by analyzing the sequence of boundary maps ∂_n when scanning through a filtration. An interesting alternative way to use the boundary maps ∂_n to extract information about a simplicial complex is by constructing *Hodge-Laplacians* [86, 117, 128, 135, 171]

$$(3.2) \quad \mathbf{L}_n = \mathbf{W}_{n+1} \mathbf{B}_n^\top \mathbf{W}_n^{-1} \mathbf{B}_n + \mathbf{B}_{n+1} \mathbf{W}_{n+2} \mathbf{B}_{n+1}^\top \mathbf{W}_{n+1}^{-1},$$

where \mathbf{B}_n are the matrix representation of the boundary operators ∂_n , and \mathbf{W}_n are (diagonal) weight matrices. Note that for graphs we can recover the standard graph Laplacian [64] as $\mathbf{L}_0 = \mathbf{B}_1 \mathbf{B}_1^\top$, where \mathbf{B}_1 is simply the signed node-edge incidence matrix known from graph theory, $\mathbf{B}_0 := \mathbf{0}$, and $\mathbf{W}_2 = \mathbf{W}_1 = \mathbf{I}$. As a second example, the random walk Laplacian [180] can be also be recovered via $\mathbf{L}_{\text{rw}} = \mathbf{B}_1 \mathbf{B}_1^\top \mathbf{W}_1^{-1}$, where $\mathbf{W}_2 = \mathbf{I}$ and \mathbf{W}_1 is set to the diagonal matrix of node degrees. Note that \mathbf{L}_n is positive semi-definite by construction for any n , and we can define a symmetric variant via the similarity transform $\mathbf{W}_{n+1}^{-1/2} \mathbf{L}_n \mathbf{W}_{n+1}^{1/2}$ [117, 135, 234].

Based on the Hodge Laplacians, as defined in Equation (3.2), we can compute most information about the homology of a (simplicial) complex: For instance, we may compute Betti numbers [102] by assessing the null space of the Hodge-Laplacian. To understand why this is the case, it is insightful to introduce the Hodge-decomposition [117, 171, 237]. For simplicity we concentrate here on the unweighted case where $\mathbf{W}_n = \mathbf{I}$ for all n , though weighted Hodge-decompositions are also available [234]. In this case the Hodge decomposition states that the space of n -chains (cochains) can be decomposed into three orthogonal subspaces, that is,

$$(3.3) \quad C_n(\mathcal{K}, \mathbb{F}) \cong \text{im}(\mathbf{B}_n^\top) \oplus \text{im}(\mathbf{B}_{n+1}) \oplus \ker(\mathbf{L}_n),$$

where \oplus represents the union of orthogonal subspaces. The three subspaces of the Hodge-decomposition are generally spanned by certain subsets of eigenvectors of \mathbf{L}_n [16,234,237]. Importantly, since $\ker(\mathbf{L}_n) \cong \ker(\mathbf{B}_n) \cap \ker(\mathbf{B}_{n+1}^\top) \cong \ker(\mathbf{B}_n) / \text{im}(\mathbf{B}_{n+1})$ (cf. [171]) the kernel of the n th Hodge Laplacian $\ker(\mathbf{L}_n)$ is isomorphic to the n th homology vector space H_n as given in Definition 3.4.

While we may interpret the Hodge-decomposition in purely topological terms, it is insightful to consider it as a decomposition for data and signals defined on top of a simplicial complex [237]. Indeed, for the Hodge Laplacian \mathbf{L}_1 of a simplicial complex, the Hodge decomposition is the discrete analogue of the well-known vector calculus result that any vector field can be decomposed into gradient, curl, and harmonic components. First, the space $\text{im}(\mathbf{B}_1^\top) = \{\mathbf{f} = \mathbf{B}_1^\top \mathbf{v}, \text{ for some } \mathbf{v} \in \mathbb{R}^N\}$ can be considered as the space of gradient or potential flows. Specifically, we can create any such potential flow by (i) assigning a scalar potential to all of the N nodes; (ii) induce a flow along the edges by computing the difference of the potentials on the endpoints. Clearly, any such flow cannot be cyclic and the space orthogonal to $\text{im}(\mathbf{B}_1^\top)$ is thus called the cycle space. As indicated by (3.3), the cycle space is spanned by two types of cyclic flows. The space $\text{im}(\mathbf{B}_2)$ consists of curl flows that can be composed of linear combinations of local circulations along any 2-simplex (triangular face). Specifically, we may assign a scalar potential to each 2-simplex, and consider the induced flows $\mathbf{f} = \mathbf{B}_2 \mathbf{t}$, where \mathbf{t} is the vector of 2-simplex potentials. Finally $\ker(\mathbf{L}_1)$ is the harmonic space, whose elements correspond to global circulations that cannot be represented as linear combinations of curl flows.

Moreover, Hodge Laplacians, enable the rigorous definition of local processes, such as diffusion and consensus dynamics in the domain of edges (node-pairs) and higher-order entities [135, 171, 192, 209, 210, 234]. Hodge-Laplacian may thus also be used for signal processing on an simplicial complex [16–19, 237], where one can define operations such as convolutions based on such Hodge-Laplacian operators, or even define analogues of graph-neural networks for simplicial complexes [34, 40, 46, 85, 113, 123, 229]. Crucially, the eigenvectors of the higher-order Laplacians can be used to define appropriate notions of Fourier transforms on simplicial complexes [16–19, 237], which have a natural interpretation provided via Hodge theory [128, 135, 171, 192, 234]. Based on related ideas, one can moreover construct decentralised protocols to solve coverage problems in sensor networks [257], rank nodes within a network [141], decompose games [48], or translate signal processing tasks such as denoising, smoothing, and interpolation to edge-signals [16, 17, 236, 237, 276].

4. Network Dynamical Systems with Higher-Order Interactions.

4.1. Network dynamical systems with pairwise interactions. Network dynamical systems describe the evolution of networks of interacting dynamical nodes. Typically, the network interactions between these nodes are encoded in a directed, weighted graph \mathcal{G} with weighted adjacency matrix \mathbf{A} . For simplicity, let us suppose that we have N identical nodes with dynamics of the form $\dot{x}_k = F(x_k)$, where $x_k \in \mathbb{R}^d$ is the *state vector* of node $k \in \{1, \dots, N\}$ and $F : \mathbb{R}^d \rightarrow \mathbb{R}^d$ is a function that describes the intrinsic coupling of the state vector of the node. Suppose further that any interaction between nodes can be described by a pairwise coupling function $G : \mathbb{R}^d \times \mathbb{R}^d \rightarrow \mathbb{R}^d$, which describes how the states of two connected nodes in \mathcal{G} interact. The tuple (\mathcal{G}, F, G) defines a network dynamical system through the set of

differential equations

$$(4.1) \quad \dot{x}_k = F(x_k) + \sum_{j=1}^N A_{jk} G(x_k, x_j)$$

for $k = 1, \dots, N$. While discrete time dynamics of a similar form are also of interest, for simplicity, we will consider primarily continuous time dynamics in the following exposition.

The state of the network dynamical system is determined by the joint state of all nodes $x = (x_1, \dots, x_N)$ together with the evolution equation (4.1). Specifically, the *collective network dynamics* are determined by (i) the structure of the graph \mathcal{G} , as encoded in the adjacency matrix \mathbf{A} , (ii) the intrinsic dynamics F of each node, and (iii) the pairwise coupling function G [248].

This setup gives rise to many classical problems in network dynamical systems. On the one hand, how do the collective network dynamics $x(t)$ depend on the network parameters (\mathcal{G}, F, G) ? For example, how are these dynamics perturbed as edges are added or removed? How does, e.g., modular network structure influence a dynamical process on a network [166]? On the other hand, how can the network structure and interactions be inferred from measurements of the dynamics $x(t)$? This last problem is commonly known as network inference [261].

It is important to note that network dynamical systems described via (4.1) have *additive interactions* [31]. Specifically the interactions are in general nonlinear in the state variables x_k , but *linear* in the coupling weights A_{kj} . Hence, changes in the interaction graph \mathcal{G} can be naturally incorporated by adjusting the value of A_{kj} . While this setup (4.1) is arguably one of the most commonly considered models for network dynamical systems, in general this linearity in the coupling weights might not hold. Accordingly, we may need to go beyond pairwise couplings.

4.2. Network dynamical systems with higher-order interactions. For general network dynamical systems, the state evolution of each node may not be expressible as a superposition of pairwise interactions as in (4.1). For instance, suppose that the dynamics evolve according to

$$(4.2) \quad \dot{x}_k = F(x_k) + H_k(x)$$

for $k = 1, \dots, N$ where each $H_k : \mathbb{R}^{dN} \rightarrow \mathbb{R}^d$ determines the influence of the joint state of the network $x = (x_1, \dots, x_N)$ on node k . Clearly, the function H_k may depend not only on two node states, but may involve multiple nodes concurrently.

Network dynamical systems of the form (4.2) have been considered as *coupled cell systems* [4, 250]. In coupled cell systems, Equation (4.2) is associated with a graph \mathcal{G}_{css} with N vertices that encodes the dependencies of H_k : There is an edge from node j to node k in the edge set $E(\mathcal{G}_{\text{css}})$ exactly when H_k contains a term that depends nontrivially on x_j . Accordingly \mathcal{G}_{css} is independent of the exact vector field $H = (H_1, \dots, H_N)$, provided the same variable dependencies exist. This allows for the analysis of generic dynamical behavior, such as bifurcation and synchrony, on the properties encoded by \mathcal{G}_{css} for a whole range of different dynamical systems whose vector fields H are compatible with the network structure \mathcal{G}_{css} ; cf. [204].

However, one problem with the coupled cell formalism is that we cannot investigate changes to the network structure \mathcal{G} and to the intrinsic dynamics and coupling functions independently, since H and \mathcal{G}_{css} are linked by construction. To overcome

this limitation, we may expand the general dynamics (4.2) formally as

$$(4.3) \quad \dot{x}_k = F(x_k) + \sum_{j=1}^N A_{jk} G_k(x_k, x_j) + \sum_{j,l=1}^N A_{jlk}^{(3)} G_k^{(3)}(x_k, x_j, x_l) + \dots$$

where the (formal) adjacency matrix \mathbf{A} together with the coupling functions G_k characterize the *pairwise* network interactions (cf. Equation (4.1)), and the coefficients of $A^{(s)}$ and coupling functions $G_k^{(s)}$ (with $s \geq 3$) the *nonpairwise* interactions². With respect to the formal expansion (4.3) the terms $G_k^{(s)}$ and $A^{(s)}$ may thus be called *higher-order network interactions*. For example, $A_{jlk}^{(3)}$ and $G_k^{(3)}(x_k, x_j, x_l)$ describe the joint influence of nodes l, j on node k in the expansion (4.3).

Analogously to how we associate a graph \mathcal{G} to the pairwise dynamics (4.1) by interpreting A as an adjacency matrix, we may want to associate an appropriate (algebraic) mathematical structure to the higher-order interaction terms. Similar to the graph case, we could then analyse this mathematical object and hopefully elucidate some interesting properties of higher-order system (4.3). This reasoning motivates a number of questions:

- (Q1) What are dynamical consequences of higher-order network interactions?
- (Q2) Are higher-order interactions crucial to understand dynamics of real systems?
- (Q3) Is there an appropriate structure (hypergraph, simplicial complex, etc.) to represent a generically coupled network dynamical system such as (4.2)?

Intuitively, as Equation (4.3) exhibits a more general class of vector fields on the right hand side compared to Equation (4.1), we may expect that there will be a number of new phenomena higher-order networks can exhibit. Accordingly, we may argue that these higher-order interactions can indeed be crucial, if a real world system can be represented only in terms of higher-order interactions (4.3). A somewhat more careful inspection of our above example shows however that the issue is somewhat more subtle. For instance, for the coupled cell systems (4.1), there is a meaningful *graph-based* description in terms of \mathcal{G}_{css} associated to the system, despite the fact that generally the system will be a higher-order network. Furthermore, the expansion (4.3) will in general not be unique, and we can associate many possible higher-order networks to a system of the form (4.2). Indeed, we believe that questions (Q2) and (Q3) do not have well-defined answers, and we will discuss in Subsection 4.4.1 how choosing an appropriate structure can be a matter of perspective. However, before returning to these conceptual matters, in the following, we will explore question (Q1) more concretely and outline some partial answers that have been given so far in the literature.

4.3. Effects of higher-order interactions in network dynamical systems.

In the following, we will discuss some consequences of higher-order network interactions on the dynamics and why it may be crucial to account for these (corresponding to questions (Q1) and (Q2) in the previous section). We focus on specific examples relevant in a variety of real-world dynamical systems rather than attempting to give a comprehensive overview; see [21] for a far more extensive list of references.

4.3.1. Phase oscillator networks. Networks of simple phase oscillators have received tremendous attention in recent years. These networks yield insights into a range of synchronization phenomena, a prominent form of collective dynamics in

²We assume that the $G_k^{(s)}$, $s > 1$, depend nontrivially on all of its arguments

which all nodes in a network evolve in unison. Reviews on synchronization phenomena include [2, 32, 205, 230].

Probably the most famous example of a phase oscillator network is the Kuramoto model, where the phase $\theta_k \in \mathbb{R}/2\pi\mathbb{Z}$ of the oscillator associated to node k evolves according to

$$(4.4) \quad \dot{\theta}_k = \omega_k + \frac{K}{N} \sum_{j=1}^N \sin(\theta_j - \theta_k),$$

with the intrinsic frequency $\omega_k \in \mathbb{R}$ sampled from a unimodal distribution. In the Kuramoto model, interactions between the oscillators (nodes) is a pairwise all-to-all coupling with coupling strength $K > 0$. For sufficiently strong coupling, the oscillators start to synchronize [163, 255]. Moreover, if the oscillators have identical intrinsic frequencies, $\omega_k = \omega$, the Kuramoto equations (4.4) can be degenerate as there are constants of motion; see for example [32, 218, 272]. Instead of considering an all-to-all pairwise coupling as in (4.4), we can define the Kuramoto model on an arbitrary network \mathcal{G} with weighted adjacency matrix $\mathbf{A} = (A_{jk})$, where the phase variable of node k evolves according to the following network dynamical system (cf. Equation (4.1)):

$$(4.5) \quad \dot{\theta}_k = \omega_k + \frac{K}{N} \sum_{j=1}^N A_{jk} \sin(\theta_j - \theta_k).$$

This setup has been recently generalized by adding higher-order interaction terms to the standard Kuramoto model. For instance, Skardal and Arenas [244] consider networks of N phase oscillators with “simplicial” coupling, where oscillator k evolves according to

$$(4.6) \quad \begin{aligned} \dot{\theta}_k = \omega_k + \frac{K}{N^2} \sum_{j \neq k} (2 \sin(\theta_j - \theta_k) + \sin(2\theta_j - 2\theta_k)) \\ + \frac{K}{N^2} \sum_{j \neq k \neq l} \sin(\theta_j + \theta_l - 2\theta_k) \end{aligned}$$

where the last sum is over pairwise distinct indices j, l, k . Note that already the pairwise interactions in this model are all-to-all but distinct from the Kuramoto model. Specifically, the first sum in (4.6) (over the pairwise couplings) includes first and second harmonics and, moreover, the second sum incorporates nonlinear higher-order terms (i.e., $A_{jlk}^{(3)} \neq 0$ for some j, l, k in (4.3)). We remark that such interaction terms had been previously considered in the context of nonlinear interactions [159].

These and other higher-order terms in the Kuramoto model can have a range of dynamical effects and are directly relevant to understand the dynamics of oscillations since they arise in a number of physical systems. Examples include oscillatory dynamics in electronic circuits [129], the dynamics of coupled nanomechanical oscillators [181], and optical devices [214]. Apart from an impact on synchronization [159, 174, 244], higher-order interactions can lead to multistability [258], heteroclinic cycles [28, 29, 33], and chaotic dynamics [30]. Other generalizations of the Kuramoto model to simplicial complexes [189] are possible that lead to “explosive” synchronization phenomena—an effect that one may expect generically when generalizing a classical model [162].

4.3.2. Ecological networks. Lotka–Volterra-type equations provide a classical model for the dynamics of species populations. Interactions between species in these equations are pairwise. It has been argued that incorporating higher-order interactions are essential for the mechanisms that lead to coexistence of species that emerge in diverse competitive networks [1, 170]. For example, Allesina and Levine [6] consider networks of multiple competitively interacting species, where the relative abundance p_k of species k evolves according to

$$(4.7) \quad \dot{p}_k = \sum_{j=1}^N K_{jk} p_j p_k - \sum_{j,l=1}^N K_{lj} p_l p_j p_k$$

subject to $\sum_{j=1}^N p_j = 1$. This is a network dynamical system with higher-order interactions in terms of the expansion (4.3). An analysis of the network dynamics shows that biodiversity—the coexistence of a large number of species—is a probable long term outcome [119].

4.3.3. Neuroscience. Nonadditive higher-order interactions also play a functional role in the dynamics of neural networks (see, e.g., Refs. [9, 139] and references therein). To understand the implications of higher-order interactions for the collective network dynamics, Memmesheimer and Timme [186] consider neural networks with nonlinear amplification and saturation in the input (the dendrites) of each neuron. Specifically, they consider leaky integrate-and-fire neurons with a non-additive input function σ . If the input for a given neuron is low then the inputs add linearly. Somewhat larger inputs are amplified superlinearly, before saturating to an overall maximal excitation to each neuron. While the coupling considered in [186] describes noncontinuous dynamics, the coupling is nonadditive as in (4.3) and the input to each neuron depends nonlinearly on the joint state of all its input neurons that emit a spike. In addition to propagation of synchronous activity [186], these nonadditive interactions allow for the emergence of high-frequency oscillations [185] and memory processes [139].

4.3.4. Contagion, diffusion, and other network dynamics with higher-order interactions. While we only consider network dynamical systems determined by ordinary differential equations, higher-order interactions also arise in discrete time dynamical system or systems with a discrete state space. This includes for example contagion dynamics on a simplex [41, 78, 138], where the contagion of one node depends on the joint state of two or more nodes, or adaptive voter models with non pairwise interactions and rewiring [136]. One possible approach to gain analytical insights into these dynamics are mean-field approaches that capture the higher-order interactions: For example, these can uncover how critical transitions in such systems change from subcritical to supercritical and vice versa [162]. Other examples of higher-order dynamical processes include opinion formation and consensus processes on hypergraphs [81, 200, 201], diffusion processes [49, 50, 188, 224, 234] (see also [Subsection 3.4](#)), and replicator dynamics [7].

4.4. Algebraic structures for network dynamics with higher-order interactions. Within this section we have thus far considered higher-order interactions from the perspective of a (formal) expansion of the vector field of a network dynamical system. As we discussed in regards to standard network dynamical systems with pairwise interactions, the network structure can be modeled as a graph whose vertices correspond to the individual dynamical units and the edges encode interactions. By

extension, this suggests that network dynamics with higher-order interactions should be modeled by an appropriate extension of a graph such as a simplicial complex or a hypergraph.

Specifically, whereas the interactions in (4.3) that are mediated by the adjacency matrix \mathbf{A} are typically interpreted as edges (1-simplices) of a graph, the coupling terms $A^{(s)}$ in Equation (4.3) would then correspond to higher-dimensional simplices and/or hyperedges. In the following we will discuss the relationship between network dynamical systems with higher-order interactions (4.3) and their mathematical representations discussed in Section 2.

4.4.1. Network dynamics on hypergraphs and simplicial complexes.

Given a simplicial complex or hypergraph, there are many ways to define a dynamical system on it. As mentioned above, Skardal and Arenas consider a generalization of the Kuramoto model on a simplicial complex (containing all possible 2-simplices) by (4.6). Other generalizations of the Kuramoto model are possible [189]. For a hypergraph \mathcal{H} write $E_k := \{e \in E(\mathcal{H}) \mid k \in e\}$ for the set of edges that are incident to node k . For a point $x \in \mathbb{R}^{dN}$ and a hyperedge $e = \{j_1 < \dots < j_Q\}$ write $x_e = (x_{j_1}, \dots, x_{j_Q})$ for the projection of x on the coordinates contained in e . In this more general setting, Mulas and colleagues [193] derive a master stability approach for dynamical systems on a hypergraph \mathcal{H} with identical nodes whose state evolves according to

$$(4.8) \quad \dot{x}_k = F(x_k) + \sum_{e \in E_k(\mathcal{H})} G_{k;e}(x_e).$$

In their setup, few assumptions are made on the coupling functions $G_{k;e}$: While they have to be invariant under permutations of the arguments, they could be linear in the arguments x_j and explicitly depend on the node k .

While one can write down a network dynamical system for a given a hypergraph \mathcal{H} , the converse—associating an algebraic structure with a given dynamical system—is not as straightforward; cf. Question (Q1) in Subsection 4.2. In particular, this depends not only on the coefficients $A^{(s)}$ but also on the assumptions one wants to make on the interaction functions G . The answer to this question depends on the perspective one takes: First, consider the hypergraph \mathcal{H} on N nodes with a single edge $e = \{1, \dots, N\}$. The hypergraph is invariant under any permutations of the vertices. By contrast, the dynamical system (4.8) is not necessarily symmetric (equivariant) with respect to this symmetry operation (unless $G_{k;e} = G_e$ for all k). Second, if $G_{k;e}(x_e) = \sum_{q=1}^Q x_{j_q}$ then for (4.8) written as a formal expansion (4.3) we have $A^{(s)} = 0$, $s \geq 3$, for any \mathcal{H} . In other words, the interactions are additive despite the underlying algebraic structure being a hypergraph.

4.4.2. Hypergraphs and simplicial complexes for network dynamics.

The name *higher-order interactions* suggests that the vector field that determines the network dynamics can be expanded to some order. Indeed, we considered (4.3) as a formal expansion of the generic interactions in (4.2). Higher-order network interactions can also arise in asymptotic expansions in a small parameter. In this section, we will illustrate this by considering phase oscillator dynamics that arise as (higher-order) expansions of weakly coupled oscillators. Specifically, consider (4.2) with $H = \varepsilon \tilde{H}$ for ε small and assume that $\dot{x}_k = F(x_k)$ gives rise to an asymptotically stable limit cycle. This implies that for small ε the dynamics of

$$(4.9) \quad \dot{x}_k = F(x_k) + \varepsilon \tilde{H}_k(x)$$

can be reduced to an N -dimensional torus parametrized by the phases $(\theta_1, \dots, \theta_N)$. In other words, in this limit of weak coupling, the network dynamics can be solely described by the evolution of the phases θ_k (and amplitudes are tied to these phase variables). A *phase reduction* is an approximation of the dynamics of θ_k on this invariant torus obtained through an asymptotic expansion in the small parameter ε ; see [197, 217] for details how to compute phase reductions. For generic interaction function \tilde{H}_k one would expect higher-order terms in the phase reduction: Ashwin and Rodrigues [10] calculated these explicitly for a fully symmetric network of units close to a supercritical Hopf bifurcation to find nonpairwise phase coupling terms already to first order in ε .

But even if the nonlinear oscillators are additively coupled as in (4.1), the phase dynamics in a higher-order expansion can have nonadditive coupling; this was termed *effective coupling* in [161]. Here, we illustrate this using the example by León and Pazó [167], who calculated this phase reduction explicitly for a network of globally coupled complex Ginzburg–Landau oscillators [124]. Specifically, the state of oscillator k is given by $z_k \in \mathbb{C}$ and evolves according to

$$(4.10) \quad \dot{z}_k = z_k - (1 + ic_2)|z_k|^2 z_k + \varepsilon(1 + ic_1) \left(\frac{1}{N} \sum_{j=1}^N (z_j - z_k) \right),$$

where the coupling is diffusive and pairwise and c_1, c_2 are real parameters. The phase dynamics up to second order in ε , are given by

$$(4.11) \quad \begin{aligned} \dot{\theta}_k = \omega + \varepsilon \frac{\eta}{N} \sum_{j=1}^N \sin(\theta_j - \theta_k + \alpha) + \varepsilon^2 \frac{\eta^2}{4} \left(\frac{1}{N} \sum_{j=1}^N \sin(\theta_j - \theta_k + \beta) \right. \\ \left. + \frac{1}{N^2} \sum_{j,l=1}^N \sin(2\theta_j - \theta_l - \theta_k) - \frac{1}{N^2} \sum_{j,l=1}^N \sin(\theta_j - \theta_l - 2\theta_k + \beta) \right), \end{aligned}$$

where $\omega = -c_2 + \varepsilon(c_2 - c_1)$, $\beta = \arg(1 - c_1^2 + 2c_1 i)$, $\eta = \sqrt{(1 + c_1^2)(1 + c_2^2)}$ yield the relationship between the parameters of the phase equations and the parameters in (4.10). Note that the first-order phase dynamics are described by the Kuramoto equations (4.4) for identical oscillators with an additional phase-shift parameter. The second-order terms now yield higher harmonics in the pairwise interactions as well as nonadditive triplet interactions.

This further highlights that any question about the importance of higher-order interactions in network dynamical systems—and thus the answer to Question (Q1) in Subsection 4.2—is subtle. Even oscillator networks with *additive* interactions (i.e., connections can simply be encoded by a graph) yield *nonadditive* effective interactions in the higher-order phase reduction. In other words, reducing the dynamics of an additively coupled network dynamical system to an attractive invariant torus—a reduction in system dimension—comes at a cost of a more complicated coupling structure which encodes the nonlinearity of the vector field in a neighborhood of the invariant torus. From this perspective it is not surprising that one observes the same dynamical effect, such as explosive synchronization, for nonlinear oscillators [77] and phase oscillators with higher-order interactions [245].

5. Understanding relational data with higher-order network models.

5.1. Relational data vs relations created from data. In this section we describe the problem of modeling relational data using (higher-order) network models.

Before embarking on a more extended discussion, let us emphasize certain differences with the modeling perspectives discussed so far. Modeling relations among data is of course a theme of this review, discussed in relation to topology and geometry in [Section 3](#) and dynamics in [Section 4](#). However, when we turn our focus towards relational data itself, there are differences as to what we aim to understand as well as what mathematical tools are typically used. Accordingly, the role (higher-order) networks play in the analysis is somewhat different.

[Sections 3](#) and [4](#) are effectively concerned with understanding how data (e.g., time-series) associated to *nodes* in a network are organized topologically, geometrically, or dynamically, and how we can use relations between those nodes to understand that data better. Observe that at the core of the “geometry and topology” scenario described in [Subsection 1.1.1](#) is the idea of *constructing* appropriate graphs and higher-order objects to understand certain topological and geometric questions about data (often point cloud data). For instance, a graph, in which each data point becomes a node, is constructed according to a nearest neighbor rule from measured point-cloud data. Then the eigenvectors of the resulting graph Laplacian are used as a new coordinate system to describe the data. Similarly, the essential question when considering dynamical networks ([Subsection 1.1.2](#)) is how we can comprehend the (global) dynamics of the system by analyzing the underlying higher-order network.

In contrast, when modeling relational data we are typically not interested in understanding data associated to nodes, but the data we measure and aim to model comes (directly) in the form of *relations*, such as friendship links or collaborations. For instance, we may want to model a collaboration network by specifying how likely it is for each collaboration to occur. Stated differently, the data to model is the set of (hyper)edges or faces of a (higher-order) network or complex. While it is also possible to try to *infer* such relations from nodal observations only, e.g., by measuring correlations between node variables, in the following, we will be primarily concerned with scenarios in which the relations of interest can directly be measured. This encapsulates a broad set of data, including all kinds of co-occurrence relationships, collaborations, affiliations, or flows of mass, energy, money, etc.

5.2. Describing higher-order relational data. Let us assume we are given a set of data of the form $\mathcal{D} = \{X_i\}_{i=1}^m$ consisting of some measured relations X_i between a finite number of entities v_1, \dots, v_N , which we will represent as vertices. For concreteness, let us use an example in which \mathcal{D} is the set of all collaboration relationships within a large number of scientific papers. In this example, the vertices v_i will correspond to authors and the relations X_i will be finite collections of co-authors, where we have one measured relation for each paper in our data \mathcal{D} .

When modeling such data as a dyadic network, we typically preprocess the data by first splitting all sets X_i into their subsets of size two, if required (cf. [Figure 3](#)). In contrast, higher-order models avoid such preprocessing and explicitly account for the non-dyadic relationships. Even though we thus keep all measured relationships in the data intact, there are some modeling choices to be made, as to how we represent the higher-order relations. The most prominent choices here are to either use a hypergraph model, or think of the data as defining an (abstract) simplicial complex. Depending on the data and the question under consideration, one or the other representation may be more useful than the other.

Specifically, in the simplicial complex model we assume that for every relation X_i all subsets $Y_i \subset X_i$ are part of the complex as well. This may or may not be a reasonable modeling assumption, depending on the context. In our author-collaboration

example, the subset inclusion assumption inherent to a simplicial complex appears appropriate: If authors A , B and C collaborated on a paper X_i , this implies that A and B collaborated in the context of X_i , too. However, in another context such an argument may not be applicable. For instance, assume we want to model a set of chemical reactions X_i , comprising different chemical species, as a higher-order network. The fact that that species A , B and C are part of a joint reaction to form some new compound D , does not imply that A and B will react with each other in the absence of C . For instance, C could be an enzyme that mediates the reaction, and in its absence no reaction between A and B takes place.

Notably, the choice of the modeling abstraction of the data, has strong consequences for the tools available for downstream analysis. If the system can be aptly represented by a simplicial complex, then we have a large array of tools from applied topology and topological data analysis available with which we can investigate various characteristics of the data, such as question about homology (e.g., are there gaps in the space of author-collaborations?). In contrast, comparably less tools are available for the hypergraph model, even though it provides a more flexible model of the data, in principle. We refer to the recent overview [263] for a more in-depth discussion about relevant (higher-order) representation for modeling data.

5.3. Probabilistic models for higher-order networks. Unless our goal is only to perform a descriptive analysis, once we have chosen an appropriate framework to represent the higher-order data, we typically need to define an appropriate probabilistic model for such data for further statistical analysis. In the following we discuss some directions in the study of probabilistic models for higher-order networks. Rather than provide a complete discussion, our goal here is to highlight some models that have prompted further mathematical inquiries. For a more exhaustive overview, one can refer to [21].

5.3.1. Probabilistic models for simplicial complexes and cell complexes.

The study of random simplicial and cell-complexes is still a relatively nascent area of research. Two main lines of inquiry here can be distinguished here. First, there are random models for complexes that may be seen as generalizations of random graph models such as the famous Erdős-Rényi (ER) random graph model, where a random graph is generated on a set of vertices by choosing each edge with probability p . We refer to [73, 146, 147] for early surveys over some of these generalizations and results. Second, there are a number of models for random geometric complexes. In contrast to the first models, which may also be seen as models for random abstract (simplicial) complexes, the construction of these geometric models is often much closer to the setup considered in topological data analysis (see Section 3) and thus of particular relevance as null models for this class of applications.

Random abstract simplicial complexes. One of the earliest models in this direction was proposed by Linial and Meshulam [173]. Their model starts with a complete graph (a complete 1-skeleton) and then adds 2-simplices independently at random with a probability p . They show that just like there is threshold phenomenon with respect to the zeroth homology group (the connectedness) of any sampled graph in the ER model, there exists a corresponding threshold phenomenon with respect to the first homology group in their random 2-complex model. These results got refined and extended later [12, 134, 175], for instance [187] presents analogous results for random k -dimensional complexes.

In a series of studies, Kahle and collaborators [143, 145, 146] investigate another construction of complexes based on the Erdős-Rényi (ER) model, called *random clique*

complexes. In random clique complexes, a sample from an ER graph is drawn and all complete subgraphs are identified with a face of a simplicial complex. Kahle characterized the higher-homology groups of random clique complexes [143] (also called flag-complexes [145]). Costa and Farber [69–72], as well as Fowler [100, 101], then studied a multiparameter model that interpolates between the Linial-Meshulam model and the random flag complex model. They propose an inductive process that starts with an ER graph with n nodes and edge-connection (1-simplices) probability p_1 . Random 2-simplices are then added to the resulting 1-skeleton with probability p_2 . Inductively, random 3-simplices are then added to the resulting 2-skeleton etc. The above mentioned models can then be recovered for particular settings of p_i [69–72, 100, 101], for instance the original Linial-Meshulam model [173] can be recovered for $p_1 = 1$ (all edges are present) and $p_2 = p$ (2-simplices are added to the full graph with probability p). It can be shown that the multiparameter model has a dual model [94, 95] in which one starts with n vertices, selects subsets of size k with probability p_k (i.e., one constructs a general hypergraph) and then adds all their faces to obtain a random complex. A model based on such a downward closure of a hypergraph is also analyzed in [68], where the vanishing of the cohomology groups are characterized in more detail.

Random geometric simplicial complexes. Similar to how the random abstract simplicial complex models can be seen as extensions to well-known random graph models, there exist extensions of random *geometric* random graph models to simplicial complexes. Rather than providing an exhaustive discussion our goal here is again to provide pointers to a few key papers and ideas. For a more comprehensive recent review the interested reader may consult the surveys by Kahle, and Bobrowski and Kahle [37, 144] (see also [21]).

Random geometric models for complexes are in particular relevant as null models for topological data analysis (see Section 3). In particular, such models enable us to understand various statistics arising in the construction of simplicial complexes from random geometric data such as Euler characterises [98], homology [38], or other statistics of persistence diagrams that arise in applying persistent homology to random geometric data [97].

Maximum entropy and latent variable models for simplicial complexes. The above described models are highly stylized models that allow for theoretical explorations. For null-model hypothesis testing of simplicial data, however, we may one find a model that fixes certain observed statistics, while randomizing all other features of the data. Formally, this idea can be implemented via maximum entropy models for simplicial complexes, such as the configuration model [74, 277] (that keeps the observed (simplicial) degree sequence of the observed data) or exponential random simplex models [283] (see the following section for a definition of exponential random graph and hypergraph models). So far these models have been explored mostly computationally and far less is known about their theoretical properties. Apart from maximum entropy models, another important class of random simplicial complex models are latent variable models. For instance, in the case of random geometric complexes, given some observed simplicial data, we may want to infer a compatible latent geometry for this data. The resulting geometry may then be interpreted a form of hidden cause for the observed simplicial data. Outside the realm of geometric models, the study of latent variable models has received little attention for modeling simplicial complexes (see also [21]), but has been mostly restricted to general hypergraphs.

5.3.2. Probabilistic models for hypergraphs. In line with the study of random simplicial and cell-complexes, the study of probabilistic models for general random hypergraphs is still quite young. While, in theory, several classes of models are flexible enough to model a wide variety of effects, in practice, only a few specific probabilistic models for hypergraphs have been studied in detail. Most developed statistical models for hypergraphs are simple in some way, and thus, tend to be used as null models, as with the random simplicial complex models described in the previous section. It should be noted, however, that several models for hypergraphs, especially those that are extensions of exponential random graph models (ERGMs), have their roots in categorical data analysis, an area of statistics dealing with discrete data sets, and thus benefit from some existing methods for parameter estimation and goodness-of-fit testing. This gives us some tools for handling higher-order relational data. Here we describe several probabilistic models for hypergraphs, starting with generalizations of Erdős-Rényi random graphs, moving to configuration models that were alluded to in the previous section, and then exponential random graph models, a family that includes the β model for hypergraphs and hypergraph stochastic block models.

Erdős-Rényi hypergraphs. Similar to simplicial complexes, it is natural to generalize Erdős-Rényi (ER) random graphs to uniform hypergraphs. Erdős-Rényi random graphs come in two main forms, the $G(n, m)$ model, where m edges are chosen uniformly from the set of all possible $\binom{n}{2}$ edges on n vertices, and the $G(n, p)$ model, where each edge on n vertices is chosen with probability p , which is also described in [Subsection 5.3.1](#). Both generalizations of the $G(n, m)$ and $G(n, p)$ models, referred to as $H^d(n, m)$ and $H^d(n, p)$ models, respectively, have been suggested and explored. For the model $H^d(n, m)$, the hypergraph generalization of $G(n, m)$, a hypergraph is constructed by choosing m hyperedges from the set of all $\binom{n}{d}$ d -uniform hyperedges on n vertices. Just as asymptotics for ER graphs as $n \rightarrow \infty$ have been studied, similar studies have appeared for the $H^d(n, m)$ model. For example, in the mid-80s, Schmidt-Pruzan and Shamir showed that if $b \geq 2$ and $M = cn$ with $c < 1/b(b-1)$ then asymptotically almost surely the largest component is of order $\log n$ [239]. Following-up on [239], Karoński and Łuczakin showed that phase transition from many small components to single large component occurs when $m = n/d(d-1) + O(n^{2/3})$ [149]. Meanwhile, for the $H^d(n, p)$ model, the hypergraph generalization of $G(n, p)$ where each d -uniform hyperedge on n vertices is selected with probability p , thresholds for different Hamiltonian properties have been investigated [14, 65, 83, 199]. The ER hypergraph model $H^d(n, p)$ is an ERGM model, and we will say more about tools for goodness-of-fit and hypothesis testing below.

Configuration models. Erdős-Rényi hypergraph models give rise to distributions over the space of all d uniform hypergraphs with n vertices, while configuration models give rise to distributions over the set of hypergraphs with a fixed edge size sequence $\mathbf{k} = (k_e \mid e \in E)$ and degree sequence $\mathbf{d} = (d_v \mid v \in V)$. In a stub-labeled configuration model, as described in [106] and [61], a graph or hypergraph is constructed by associating d_v “stubs” to the vertex v and then connecting selecting k_e stubs to form each edge in E . This process may result in hypergraphs with *degenerate* edges, i.e., edges that contain multiple copies of a single vertex, however, conditioning on non-degeneracy, every non-degenerate hypergraph with edge sizes $\mathbf{k} = (k_e \mid e \in E)$ and degree sequence $\mathbf{d} = (d_v \mid v \in V)$ is equally likely to be produced under the stub-matching algorithm. Both [106] and [61] illustrate the usefulness of these models as null models for hypergraphs, the former focusing on tripartite hypergraphs describing data from an online photo-sharing website and the latter focusing on a variety of collaboration and communication networks. Recently, Chodrow and Mellor [60]

extended configuration models to *annotated hypergraphs*, generalizations of directed hypergraphs where each vertex has a “role” in each edge.

Exponential random graph models. Perhaps the most flexible family of probabilistic models for hypergraphs are exponential families and can be described as extensions of exponential random graph models. This framework is especially helpful for analysis, since if the model is log-linear, then tools from categorical data analysis can be used.

An exponential family random graph model (ERGM) is a collection of probability distributions on the space of all graphs with n vertices \mathfrak{G}_n such that the probability for $\mathcal{G} \in \mathfrak{G}_n$ is

$$(5.1) \quad P_\theta(\mathcal{G}) = Z(\theta)e^{\theta \cdot t(\mathcal{G})},$$

where G is represented as a vector in \mathbb{R}^{n^2} obtained by flattening the adjacency matrix of G , θ is a row vector of parameters of length q , the map $t : \mathbb{R}^{n^2} \rightarrow \mathbb{R}^q$ computes the sufficient statistic, and $Z(\theta)$ is a normalizing constant. The image of the sufficient statistic map t is a vector in which each entry is a network statistic used to specify the model, such as edge count, degree of a given vertex, triangle count, etc.

Exponential random graph models have been extended to hypergraphs in two ways. The first method considers a hypergraph as a *two-mode network*. The two-mode network associated to an n -vertex, m -edge hypergraph \mathcal{H} is a bipartite graph with m vertices y_1, \dots, y_m in the first part and n vertices x_1, \dots, x_n in the second part such that there is an edge between x_i and y_j if and only if vertex i is contained in edge j in \mathcal{H} . Several ERGMs for two-mode networks have been suggested and explored in [212, 246, 270] and the `ergm` package for R [137] has some functionalities for handling two-mode networks. The second type of extension builds on the observation that an ERGM can easily be enlarged to collections of probability distributions on the space of all hypergraphs with n vertices. This can be done by using an appropriate vector representation of a hypergraph and a meaningful sufficient statistic t , such as the degree sequence. The ER hypergraph model $H^d(n, p)$ is an ERGM model when t is the edge count.

Although we can describe an ERGM for any set of sufficient statistics of a hypergraph data set, only a few specific ERGMs have been studied in detail and thus suitable for practical use. One example is the β model for hypergraphs, an ERGM for non-uniform hypergraphs where the sufficient statistic is the degree sequence. Algorithms for fitting parameters and problems related to the existence of MLE discussed are described in [249]. In [249], the authors give three hypergraph variations for the β model: one for uniform hypergraphs, one for layered hypergraphs, and one for general hypergraphs. We would call each of these log-linear along the lines of [120, Definition 3.1]. The log-linear designation signifies that the sufficient statistic is a linear function on a reasonable contingency table representation of the hypergraph with possible structural zeros. Indeed, we can always represent a k uniform hypergraph on n vertices as a $n \times \dots \times n$ dimensional k -way table with structural zeros on the (i_1, \dots, i_k) entry whenever $i_j = i_\ell$ for one pair $j \neq \ell$. Thus, we can view a hypergraph as a 0-1 contingency table with structural zeros. This viewpoint opens up the field of categorical data analysis and all log-linear models to hypergraph data and allows the use of algebraic statistics for goodness-of-fit testing as in [121, 122, 150].

Finally, another log-linear ERGM extension for hypergraphs are *hypergraph stochastic block models* [107, 153, 168], which are generalizations of stochastic block models for graphs. Stochastic block models are also called *planted partition models* in the

literature. In the simplest hypergraph stochastic block model variant, vertices are partitioned into k clusters and d -uniform hypergraphs are constructed by choosing each size d edge with vertices all contained in a single cluster with some fixed probability p and choosing every other size d hyperedge with fixed probability q , generally with $p > q$. The sufficient statistic for this model is a pair of two numbers: the number of within-cluster hyperedges and the number of in-between-cluster hyperedges. While hypergraph stochastic block models can be used to test for homophily effects in a hypergraph dataset when the cluster membership of each vertex is known, one of their main applications, as described in the next section, is for community detection and clustering when the cluster membership of each vertex is unknown.

5.4. Analyzing higher-order relational data: application examples. Let us now consider some example applications, which are based on the analysis of relational data (from a statistical point of view).

One of the most popular analyses of relational data in the network setting is community detection (or network clustering), in which one aims to partition the set of vertices in the system into groups such that these groups are more similar to each other than to rest of the network. A large number of methods for community detection exist for networks [99] based on various notions of what constitutes a good community [235]. Unsurprisingly, the problem of community detection has been considered as well for higher-order relational data. For instance, Vazquez [267] presented some early work on detecting hypergraph communities using a Bayesian framework. Some more theoretical work includes Ghoshdastidar et al. [107, 108], who analysed spectral clustering and its consistency for hypergraphs under a planted partition model. Kim et al. [153] considered sum-of-squares approaches for similar hypergraph stochastic block models, and Chien et al. [59] have analysed the optimal rates of community detection for d -wise hypergraph stochastic block models, where the probability of a hyperedge is dependent on the distribution of the vertex block assignments of the vertices contained in the hyperedge.

Other applications in which hypergraph-based techniques have been considered to analyze relational data include anomaly detection [242], population stratification [266], as well as the analysis of folksonomies [106, 280]. We mention again the work of Chodrow et al. [60, 61] on hypergraph configuration models, which can serve as null models for various statistical applications.

As higher-order relational may also be abstracted via simplicial complexes, there are also a number of works that use such a modeling perspective, often blending tools from topological data analysis (Section 3) with statistical tools. In particular, there has been work on generalizing the idea of triadic closure in networks—the tendency of two nodes to connect, if they have a mutual neighbor—to higher-order networks [24, 211]. While these works have been concerned with how the topology of (higher)-order networks evolve, there are also higher-order models for analyzing edge-data on networks that utilize the Hodge decomposition for the purpose of extracting aggregating rankings in a consistent way [141] or for smoothing and filtering flows and trajectories on networks and simplicial complexes [18, 19, 140, 234, 236].

6. Discussion. The development of a variety of tools to model and analyze high-order networks brings new opportunities to think critically and be discriminating in the types of tools that we use in different applications. It is often the case that when data is in the form of a matrix, this matrix is interpreted as the adjacency matrix or the weighted adjacency matrix of a graph. In many cases, such an interpretation is reasonable and leads to exciting new insights in the field of application. For example,

a graph, such as a connectome or interactome, is the natural mathematical structure for pairwise relational data. Other times though, a graphical interpretation is used out of necessity—there have not been the tools to analyze higher-order structures and so projecting onto the set of graphs has been the one of the few ways to perform interesting analyses. The cost of such methods however is that higher-order relationships and structure is lost, as well as some meaning. For example, analyzing collaboration networks as graphs versus hypergraphs has been compared and contrasted in several papers with each of these articles illustrating new insights that can be gained when thinking about a collaboration network as a hypergraph [91, 151, 176, 247]. Having tools for higher-order networks, such as those discussed in this review, allow such analysis to be possible, and, importantly, invites us to be more conscious about the choices that we are making when analyzing data. In terms of modeling and analysis, the development of new tools leads us to the following questions: *How can we think about the trade-offs being made when making decisions about modeling? How can we balance interpretability and convenience? And, most importantly to the quantitatively minded, is there a way to develop a guiding framework to help answer these questions?*

While often studied separately (and by separate communities), the three aspects of higher-order networks discussed here are interlinked. One example is the structure–function relationship in neuroscience: How do the properties of the structural networks of neural cells and their connection relate to the dynamical properties of the network dynamical system? On the one hand, one can analyze the structural features of the connectivity in their own right: Whether it is extracted explicitly for small scale networks such as the stomatogastric ganglion [127] or *C. elegans* (see [Subsection 1.1.4](#)) or using techniques such as diffusion tensor imaging on the large scale, this data has been analyzed from a (higher-order) network perspective. Of course, these neural systems give rise to the dynamics where nonadditive higher-order effects come into play (see [Subsection 4.3.3](#)). These dynamics eventually determine the function of the neural system. The dynamics themselves—whether empirical data from neural recordings or synthetic data from a neural model network dynamical system—can be seen as data that has been analyzed using correlation based techniques by projecting them on (higher-order) networks [20].

The emerging field of higher-order networks opens up exciting new directions. While it may sometimes appear as a patchwork of results in multiple fields, we believe there is much to be gained by cross-fertilization; this integrated review and perspective is a step in this direction. We are looking forward to seeing the outcomes of these research directions in the future.

Acknowledgments. HAH is grateful for the UK Centre for TDA community, fruitful discussions with its members, with special thanks to A Barbensi, B Stolz, N Otter, and U Tillmann who implicitly shaped this review. CB acknowledges insightful conversations with P Ashwin.

REFERENCES

- [1] P. A. ABRAMS, *Arguments in Favor of Higher Order Interactions*, *The American Naturalist*, 121 (1983), pp. 887–891, <https://doi.org/10.1086/284111>.
- [2] J. ACEBRÓN, L. BONILLA, C. PÉREZ VICENTE, F. RITORT, AND R. SPIGLER, *The Kuramoto model: A simple paradigm for synchronization phenomena*, *Reviews of Modern Physics*, 77 (2005), pp. 137–185, <https://doi.org/10.1103/RevModPhys.77.137>.
- [3] H. ADAMS, T. EMERSON, M. KIRBY, R. NEVILLE, C. PETERSON, P. SHIPMAN, S. CHEPUSH-TANOVA, E. HANSON, F. MOTTA, AND L. ZIEGELMEIER, *Persistence images: A stable vector representation of persistent homology*, *Journal of Machine Learning Research*, 18

- (2017).
- [4] M. A. D. AGUIAR AND A. P. S. DIAS, *Synchronization and equitable partitions in weighted networks*, *Chaos*, 28 (2018), p. 073105, <https://doi.org/10.1063/1.4997385>.
 - [5] P. ALEXANDROFF, *Elementary concepts of topology*, Courier Corporation, 2012.
 - [6] S. ALLESINA AND J. M. LEVINE, *A competitive network theory of species diversity*, *Proceedings of the National Academy of Sciences USA*, 108 (2011), pp. 5638–5642, <https://doi.org/10.1073/pnas.1014428108>.
 - [7] U. ALVAREZ-RODRIGUEZ, F. BATTISTON, G. F. DE ARRUDA, Y. MORENO, M. PERC, AND V. LATORA, *Evolutionary dynamics of higher-order interactions in social networks*, *Nature Human Behaviour*, (2021), <https://doi.org/10.1038/s41562-020-01024-1>.
 - [8] E. J. AMÉZQUITA, M. Y. QUIGLEY, T. OPHELDERS, E. MUNCH, AND D. H. CHITWOOD, *The shape of things to come: Topological data analysis and biology, from molecules to organisms*, *Developmental Dynamics*, 249 (2020), pp. 816–833.
 - [9] G. ARIAV, A. POLSKY, AND J. SCHILLER, *Submillisecond precision of the input-output transformation function mediated by fast sodium dendritic spikes in basal dendrites of CA1 pyramidal neurons*, *The Journal of Neuroscience*, 23 (2003), pp. 7750–7758, <https://doi.org/10.1523/JNEUROSCI.23-21-07750.2003>.
 - [10] P. ASHWIN AND A. RODRIGUES, *Hopf normal form with S-N symmetry and reduction to systems of nonlinearly coupled phase oscillators*, *Physica D*, 325 (2016), pp. 14–24, <https://doi.org/10.1016/j.physd.2016.02.009>.
 - [11] A. AUKERMAN, M. CARRIÈRE, C. CHEN, K. GARDNER, R. RABADÁN, AND R. VANGURI, *Persistent homology based characterization of the breast cancer immune microenvironment: a feasibility study*, in 36th International Symposium on Computational Geometry (SoCG 2020), Schloss Dagstuhl-Leibniz-Zentrum für Informatik, 2020.
 - [12] E. BABSON, C. HOFFMAN, AND M. KAHLE, *The fundamental group of random 2-complexes*, *Journal of the American Mathematical Society*, 24 (2011), pp. 1–28.
 - [13] K. A. BACIK, M. T. SCHAUB, M. BEGUERISSE-DÍAZ, Y. N. BILLEH, AND M. BARAHONA, *Flow-based network analysis of the caenorhabditis elegans connectome*, *PLoS computational biology*, 12 (2016), p. e1005055.
 - [14] D. BAL, R. BERKOWITZ, P. DEVLIN, AND M. SCHACHT, *Hamiltonian berge cycles in random hypergraphs*, *Combinatorics, Probability and Computing*, pp. 1–11.
 - [15] A.-L. BARABÁSI, *Network Science*, Cambridge University Press, 2016.
 - [16] S. BARBAROSSA AND S. SARDELLITTI, *Topological signal processing: Making sense of data building on multiway relations*, *IEEE Signal Processing Magazine*, 37 (2020), pp. 174–183.
 - [17] S. BARBAROSSA AND S. SARDELLITTI, *Topological signal processing over simplicial complexes*, *IEEE Transactions on Signal Processing*, (2020).
 - [18] S. BARBAROSSA, S. SARDELLITTI, AND E. CECI, *Learning from signals defined over simplicial complexes*, in 2018 IEEE Data Science Workshop (DSW), IEEE, 2018, pp. 51–55.
 - [19] S. BARBAROSSA AND M. TSITSVERO, *An introduction to hypergraph signal processing*, in 2016 IEEE International Conference on Acoustics, Speech and Signal Processing (ICASSP), IEEE, 2016, pp. 6425–6429.
 - [20] D. S. BASSETT AND O. SPORNS, *Network neuroscience*, *Nature Neuroscience*, 20 (2017), pp. 353–364, <https://doi.org/10.1038/nn.4502>, <http://www.nature.com/articles/nn.4502>.
 - [21] F. BATTISTON, G. CENCETTI, I. IACOPINI, V. LATORA, M. LUCAS, A. PATANIA, J.-G. YOUNG, AND G. PETRI, *Networks beyond pairwise interactions: structure and dynamics*, *Physics Reports*, (2020).
 - [22] M. BELKIN AND P. NIYOGI, *Laplacian eigenmaps for dimensionality reduction and data representation*, *Neural computation*, 15 (2003), pp. 1373–1396.
 - [23] P. BENDICH, J. S. MARRON, E. MILLER, A. PIELOCH, AND S. SKWERER, *Persistent homology analysis of brain artery trees*, *The annals of applied statistics*, 10 (2016), p. 198.
 - [24] A. R. BENSON, R. ABEBE, M. T. SCHAUB, A. JADBABAIE, AND J. KLEINBERG, *Simplicial closure and higher-order link prediction*, *Proceedings of the National Academy of Sciences*, 115 (2018), pp. E11221–E11230.
 - [25] A. R. BENSON, D. F. GLEICH, AND D. J. HIGHAM, *Higher-order network analysis takes off, fueled by classical ideas and new data*, *arXiv preprint arXiv:2103.05031*, (2021).
 - [26] A. R. BENSON, D. F. GLEICH, AND J. LESKOVEC, *Tensor spectral clustering for partitioning higher-order network structures*, in *Proceedings of the 2015 SIAM International Conference on Data Mining*, SIAM, 2015, pp. 118–126.
 - [27] C. BERGE, *Graphs and Hypergraphs*, North-Holland Publishing Company, Amsterdam, London, 1973.
 - [28] C. BICK, *Heteroclinic switching between chimeras*, *Physical Review E*, (2018), p. 050201(R),

- <https://doi.org/10.1103/PhysRevE.97.050201>.
- [29] C. BICK, *Heteroclinic Dynamics of Localized Frequency Synchrony: Heteroclinic Cycles for Small Populations*, Journal of Nonlinear Science, 29 (2019), pp. 2547–2570, <https://doi.org/10.1007/s00332-019-09552-5>.
- [30] C. BICK, P. ASHWIN, AND A. RODRIGUES, *Chaos in generically coupled phase oscillator networks with nonpairwise interactions*, Chaos, 26 (2016), p. 094814, <https://doi.org/10.1063/1.4958928>.
- [31] C. BICK AND M. J. FIELD, *Asynchronous networks and event driven dynamics*, Nonlinearity, 30 (2017), pp. 558–594, <https://doi.org/10.1088/1361-6544/aa4f62>.
- [32] C. BICK, M. GOODFELLOW, C. R. LAING, AND E. A. MARTENS, *Understanding the dynamics of biological and neural oscillator networks through exact mean-field reductions: a review*, The Journal of Mathematical Neuroscience, 10 (2020), p. 9, <https://doi.org/10.1186/s13408-020-00086-9>.
- [33] C. BICK AND A. LOHSE, *Heteroclinic Dynamics of Localized Frequency Synchrony: Stability of Heteroclinic Cycles and Networks*, Journal of Nonlinear Science, 29 (2019), pp. 2571–2600, <https://doi.org/10.1007/s00332-019-09562-3>.
- [34] J. C. W. BILLINGS, M. HU, G. LERDA, A. N. MEDVEDEV, F. MOTTES, A. ONICAS, A. SANTORO, AND G. PETRI, *Simplex2vec embeddings for community detection in simplicial complexes*, arXiv preprint arXiv:1906.09068, (2019).
- [35] A. S. BLEVINS AND D. S. BASSETT, *Reorderability of node-filtered order complexes*, Physical Review E, 101 (2020), p. 052311.
- [36] A. S. BLEVINS AND D. S. BASSETT, *Topology in biology*, Journal: Handbook of the Mathematics of the Arts and Sciences, (2020), pp. 1–23.
- [37] O. BOBROWSKI AND M. KAHLE, *Topology of random geometric complexes: a survey*, Journal of applied and Computational Topology, 1 (2018), pp. 331–364, <https://doi.org/10.1007/s41468-017-0010-0>.
- [38] O. BOBROWSKI, M. KAHLE, P. SKRABA, ET AL., *Maximally persistent cycles in random geometric complexes*, The Annals of Applied Probability, 27 (2017), pp. 2032–2060.
- [39] S. BOCCALETTI, V. LATORA, Y. MORENO, M. CHAVEZ, AND D.-U. HWANG, *Complex networks: Structure and dynamics*, Physics reports, 424 (2006), pp. 175–308.
- [40] C. BODNAR, F. FRASCA, Y. G. WANG, N. OTTER, G. MONTÚFAR, P. LIÒ, AND M. BRONSTEIN, *Weisfeiler and lehman go topological: Message passing simplicial networks*, 2021, <https://arxiv.org/abs/2103.03212>.
- [41] Á. BODÓ, G. Y. KATONA, AND P. L. SIMON, *Sis epidemic propagation on hypergraphs*, Bulletin of mathematical biology, 78 (2016), pp. 713–735.
- [42] P. BONACICH, A. C. HOLDREN, AND M. JOHNSTON, *Hyper-edges and multidimensional centrality*, Social networks, 26 (2004), pp. 189–203.
- [43] S. BRESSAN, J. LI, S. REN, AND J. WU, *The embedded homology of hypergraphs and applications*, arXiv preprint arXiv:1610.00890, (2016).
- [44] S. C. BRÜNINGK, F. HENSEL, C. R. JUTZELER, AND B. RIECK, *Image analysis for alzheimer’s disease prediction: Embracing pathological hallmarks for model architecture design*, arXiv preprint arXiv:2011.06531, (2020).
- [45] P. BUBENIK, *Statistical topological data analysis using persistence landscapes.*, J. Mach. Learn. Res., 16 (2015), pp. 77–102.
- [46] E. BUNCH, Q. YOU, G. FUNG, AND V. SINGH, *Simplicial 2-complex convolutional neural nets*, arXiv preprint arXiv:2012.06010, (2020).
- [47] H. M. BYRNE, H. A. HARRINGTON, R. MUSCHEL, G. REINERT, B. STOLZ-PRETZER, AND U. TILLMANN, *Topology characterises tumour vasculature*, Mathematics Today, (2019).
- [48] O. CANDOGAN, I. MENACHE, A. OZDAGLAR, AND P. A. PARRILO, *Flows and decompositions of games: Harmonic and potential games*, Mathematics of Operations Research, 36 (2011), pp. 474–503.
- [49] T. CARLETTI, F. BATTISTON, G. CENCETTI, AND D. FANELLI, *Random walks on hypergraphs*, Physical Review E, 101 (2020), p. 022308.
- [50] T. CARLETTI, D. FANELLI, AND S. NICOLETTI, *Dynamical systems on hypergraphs*, Journal of Physics: Complexity, 1 (2020), p. 035006.
- [51] G. CARLSSON, *Topology and data*, Bulletin of the American Mathematical Society, 46 (2009), pp. 255–308.
- [52] G. CARLSSON AND V. DE SILVA, *Zigzag persistence*, Foundations of computational mathematics, 10 (2010), pp. 367–405.
- [53] G. CARLSSON, V. DE SILVA, AND D. MOROZOV, *Zigzag persistent homology and real-valued functions*, in Proceedings of the twenty-fifth annual symposium on Computational geometry, 2009, pp. 247–256.

- [54] G. CARLSSON, A. DWARAKNATH, AND B. J. NELSON, *Persistent and zigzag homology: a matrix factorization viewpoint*, arXiv preprint arXiv:1911.10693, (2019).
- [55] G. CARLSSON, G. SINGH, AND A. ZOMORODIAN, *Computing multidimensional persistence*, in International Symposium on Algorithms and Computation, Springer, 2009, pp. 730–739.
- [56] G. CARLSSON AND A. ZOMORODIAN, *The theory of multidimensional persistence*, Discrete & Computational Geometry, 42 (2009), pp. 71–93.
- [57] J. M. CHAN, G. CARLSSON, AND R. RABADAN, *Topology of viral evolution*, Proceedings of the National Academy of Sciences, 110 (2013), pp. 18566–18571.
- [58] F. CHAZAL, B. FASY, F. LECCI, B. MICHEL, A. RINALDO, AND L. WASSERMAN, *Subsampling methods for persistent homology*, in International Conference on Machine Learning, PMLR, 2015, pp. 2143–2151.
- [59] I. CHIEN, C.-Y. LIN, AND I.-H. WANG, *Community detection in hypergraphs: Optimal statistical limit and efficient algorithms*, in International Conference on Artificial Intelligence and Statistics, 2018, pp. 871–879.
- [60] P. CHODROW AND A. MELLOR, *Annotated hypergraphs: Models and applications*, Applied Network Science, 5 (2020), p. 9.
- [61] P. S. CHODROW, *Configuration models of random hypergraphs*, arXiv preprint arXiv:1902.09302, (2019).
- [62] S. CHOWDHURY, S. HUNTSMAN, AND M. YUTIN, *Path homology and temporal networks*, in International Conference on Complex Networks and Their Applications, Springer, 2020, pp. 639–650.
- [63] S. CHOWDHURY AND F. MÉMOLI, *Persistent path homology of directed networks*, in Proceedings of the Twenty-Ninth Annual ACM-SIAM Symposium on Discrete Algorithms, SIAM, 2018, pp. 1152–1169.
- [64] F. R. CHUNG AND F. C. GRAHAM, *Spectral graph theory*, no. 92, American Mathematical Soc., 1997.
- [65] D. CLEMENS, J. EHRENMÜLLER, AND Y. PERSON, *A dirac-type theorem for berge cycles in random hypergraphs*, the electronic journal of combinatorics, 27 (2020), pp. 3–39.
- [66] D. COHEN-STEINER, H. EDELSBRUNNER, AND J. HARER, *Stability of persistence diagrams*, Discrete & computational geometry, 37 (2007), pp. 103–120.
- [67] R. R. COIFMAN AND S. LAFON, *Diffusion maps*, Applied and computational harmonic analysis, 21 (2006), pp. 5–30.
- [68] O. COOLEY, N. D. GIUDICE, M. KANG, AND P. SPRÜSSEL, *Vanishing of cohomology groups of random simplicial complexes*, Random Structures & Algorithms, 56 (2020), pp. 461–500.
- [69] A. COSTA AND M. FARBER, *Large random simplicial complexes, i*, Journal of Topology and Analysis, 8 (2016), pp. 399–429.
- [70] A. COSTA AND M. FARBER, *Random simplicial complexes*, in Configuration spaces, Springer, 2016, pp. 129–153.
- [71] A. COSTA AND M. FARBER, *Large random simplicial complexes, ii; the fundamental group*, Journal of Topology and Analysis, 9 (2017), pp. 441–483.
- [72] A. COSTA AND M. FARBER, *Large random simplicial complexes, iii the critical dimension*, Journal of Knot Theory and Its Ramifications, 26 (2017), p. 1740010.
- [73] A. COSTA, M. FARBER, AND T. KAPPELER, *Topics of stochastic algebraic topology*, Electronic Notes in Theoretical Computer Science, 283 (2012), pp. 53–70.
- [74] O. T. COURTNEY AND G. BIANCONI, *Generalized network structures: The configuration model and the canonical ensemble of simplicial complexes*, Physical Review E, 93 (2016), p. 062311.
- [75] L. CRAWFORD, A. MONOD, A. X. CHEN, S. MUKHERJEE, AND R. RABADÁN, *Topological summaries of tumor images improve prediction of disease free survival in glioblastoma multiforme*, arXiv preprint arXiv:1611.06818, 2 (2016).
- [76] C. CURTO, *What can topology tell us about the neural code?*, Bulletin of the American Mathematical Society, 54 (2017), pp. 63–78.
- [77] D. CĂLUGĂRU, J. F. TOTZ, E. A. MARTENS, AND H. ENGEL, *First-order synchronization transition in a large population of strongly coupled relaxation oscillators*, Science Advances, 6 (2020), p. eabb2637, <https://doi.org/10.1126/sciadv.abb2637>.
- [78] G. F. DE ARRUDA, G. PETRI, AND Y. MORENO, *Social contagion models on hypergraphs*, Physical Review Research, 2 (2020), p. 023032.
- [79] V. DE SILVA AND R. GHRIST, *Homological sensor networks*, Notices of the American mathematical society, 54 (2007).
- [80] V. DE SILVA, D. MOROZOV, AND M. VEJDEMO-JOHANSSON, *Dualities in persistent (co) homology*, Inverse Problems, 27 (2011), p. 124003.
- [81] L. DEVILLE, *Consensus on simplicial complexes, or: The nonlinear simplicial Laplacian*,

- arXiv:2010.07421, (2020), pp. 1–21.
- [82] T. K. DEY, T. LI, AND Y. WANG, *An efficient algorithm for 1-dimensional (persistent) path homology*, arXiv preprint arXiv:2001.09549, (2020).
- [83] A. DUDEK AND A. FRIEZE, *Tight hamilton cycles in random uniform hypergraphs*, *Random Structures & Algorithms*, 42 (2013), pp. 374–385.
- [84] D. EASLEY, J. KLEINBERG, ET AL., *Networks, crowds, and markets*, vol. 8, Cambridge university press Cambridge, 2010.
- [85] S. EBELI, M. DEFFERRARD, AND G. SPREEMANN, *Simplicial neural networks*, arXiv preprint arXiv:2010.03633, (2020).
- [86] B. ECKMANN, *Harmonische funktionen und randwertaufgaben in einem komplex*, *Commentarii Mathematici Helvetici*, 17 (1944), pp. 240–255.
- [87] H. EDELSBRUNNER AND J. HARER, *Persistent homology—a survey*, *Contemporary mathematics*, 453 (2008), pp. 257–282.
- [88] H. EDELSBRUNNER AND J. HARER, *Computational topology: an introduction*, American Mathematical Soc., 2010.
- [89] F. EFFENBERGER AND J. SPREER, *simpcomp: a gap toolbox for simplicial complexes*, *ACM Communications in Computer Algebra*, 44 (2011), pp. 186–189.
- [90] M. EIDI, A. FARZAM, W. LEAL, A. SAMAL, AND J. JOST, *Edge-based analysis of networks: curvatures of graphs and hypergraphs*, *Theory in Biosciences*, 139 (2020), pp. 337–348.
- [91] E. ESTRADA AND J. A. RODRÍGUEZ-VELÁZQUEZ, *Subgraph centrality and clustering in complex hyper-networks*, *Physica A: Statistical Mechanics and its Applications*, 364 (2006), pp. 581–594.
- [92] G. FACCHETTI, G. IACONO, AND C. ALTAFINI, *Computing global structural balance in large-scale signed social networks*, *Proceedings of the National Academy of Sciences*, 108 (2011), pp. 20953–20958.
- [93] L. FAJSTRUP, E. GOUBAULT, E. HAUCOURT, S. MIMRAM, AND M. RAUSSEN, *Directed algebraic topology and concurrency*, vol. 138, Springer, 2016.
- [94] M. FARBER AND L. MEAD, *Random simplicial complexes in the medial regime*, *Topology and its Applications*, (2020), p. 107065.
- [95] M. FARBER, L. MEAD, AND T. NOWIK, *Random simplicial complexes, duality and the critical dimension*, arXiv preprint arXiv:1901.09578, (2019).
- [96] B. T. FASY, J. KIM, F. LECCI, AND C. MARIA, *Introduction to the r package tda*, arXiv preprint arXiv:1411.1830, (2014).
- [97] B. T. FASY, F. LECCI, A. RINALDO, L. WASSERMAN, S. BALAKRISHNAN, A. SINGH, ET AL., *Confidence sets for persistence diagrams*, *The Annals of Statistics*, 42 (2014), pp. 2301–2339.
- [98] E. FERRAZ AND A. VERGNE, *Statistics of geometric random simplicial complexes*, (2011).
- [99] S. FORTUNATO AND D. HRIC, *Community detection in networks: A user guide*, *Physics reports*, 659 (2016), pp. 1–44.
- [100] C. F. FOWLER, *Generalized random simplicial complexes*, arXiv preprint arXiv:1503.01831, (2015).
- [101] C. F. FOWLER, *Homology of multi-parameter random simplicial complexes*, *Discrete & Computational Geometry*, 62 (2019), pp. 87–127.
- [102] N. E. FRIEDKIN, *Theoretical foundations for centrality measures*, *American journal of Sociology*, 96 (1991), pp. 1478–1504.
- [103] W. GASARCH, B. T. FASY, AND B. WANG, *Open problems in computational topology*, *ACM SIGACT News*, 48 (2017), pp. 32–36.
- [104] L. GAUVIN, A. PANISSON, AND C. CATTUTO, *Detecting the community structure and activity patterns of temporal networks: a non-negative tensor factorization approach*, *PloS one*, 9 (2014), p. e86028.
- [105] E. GAWRILOW AND M. JOSWIG, *Polymake: a framework for analyzing convex polytopes*, in *Polytopes?combinatorics and computation*, Springer, 2000, pp. 43–73.
- [106] G. GHOSHAL, V. ZLATIC, G. CALDARELLI, AND M. E. NEWMAN, *Random hypergraphs and their applications*, *Physical Review E*, 79 (2009), p. 066118.
- [107] D. GHOSHASTIDAR AND A. DUKKIPATI, *Consistency of spectral partitioning of uniform hypergraphs under planted partition model*, in *Advances in Neural Information Processing Systems*, 2014, pp. 397–405.
- [108] D. GHOSHASTIDAR, A. DUKKIPATI, ET AL., *Consistency of spectral hypergraph partitioning under planted partition model*, *The Annals of Statistics*, 45 (2017), pp. 289–315.
- [109] R. GHRIST, *Barcodes: the persistent topology of data*, *Bulletin of the American Mathematical Society*, 45 (2008), pp. 61–75.
- [110] R. W. GHRIST, *Elementary applied topology*, vol. 1, Createspace Seattle, 2014.

- [111] P. GIBLIN, *Graphs, surfaces and homology: an introduction to algebraic topology*, Springer Science & Business Media, 2013.
- [112] C. GIUSTI, E. PASTALKOVA, C. CURTO, AND V. ITSKOV, *Clique topology reveals intrinsic geometric structure in neural correlations*, Proceedings of the National Academy of Sciences, 112 (2015), pp. 13455–13460.
- [113] N. GLAZE, T. M. RODDENBERRY, AND S. SEGARRA, *Principled simplicial neural networks for trajectory prediction*, arXiv preprint arXiv:2102.10058, (2021).
- [114] D. F. GLEICH, *Pagerank beyond the web*, SIAM Review, 57 (2015), pp. 321–363.
- [115] D. F. GLEICH, L.-H. LIM, AND Y. YU, *Multilinear pagerank*, SIAM Journal on Matrix Analysis and Applications, 36 (2015), pp. 1507–1541.
- [116] G. GONZALEZ, A. USHAKOVA, R. SAZDANOVIC, AND J. ARSUAGA, *Prediction in cancer genomics using topological signatures and machine learning*, in Topological Data Analysis, Springer, 2020, pp. 247–276.
- [117] L. J. GRADY AND J. R. POLIMENI, *Discrete calculus: Applied analysis on graphs for computational science*, Springer Science & Business Media, 2010.
- [118] D. R. GRAYSON AND M. E. STILLMAN, *Macaulay2, a software system for research in algebraic geometry*. Available at <http://www.math.uiuc.edu/Macaulay2/>.
- [119] J. GRILLI, G. BARABÁS, M. J. MICHALSKA-SMITH, AND S. ALLESINA, *Higher-order interactions stabilize dynamics in competitive network models*, Nature, 548 (2017), pp. 210–213.
- [120] E. GROSS, V. KARWA, AND S. PETROVIĆ, *Algebraic statistics, tables, and networks: The fienberg advantage*, arXiv preprint arXiv:1910.01692, (2019).
- [121] E. GROSS, S. PETROVIĆ, AND D. STASI, *Goodness-of-fit for log-linear network models: Dynamic Markov bases using hypergraphs*, Annals of the Institute of Statistical Mathematics, (2016). DOI: 10.1007/s10463-016-0560-2.
- [122] E. GROSS, S. PETROVIĆ, AND D. STASI, *Random graphs with node and block effects: models, goodness-of-fit tests, and applications to biological networks*, arXiv preprint arXiv:2104.03167, (2021).
- [123] C. HACKER, *k-simplex2vec: a simplicial extension of node2vec*, arXiv preprint arXiv:2010.05636, (2020).
- [124] V. HAKIM AND W.-J. RAPPEL, *Dynamics of the globally coupled complex Ginzburg-Landau equation*, Physical Review A, 46 (1992), pp. R7347–R7350, <https://doi.org/10.1103/PhysRevA.46.R7347>.
- [125] J. HARER, K. MISCHAIKOW, AND S. MUKHERJEE, *Inferring network controls from topology using the chomp database*, tech. report, Duke University Durham United States, 2015.
- [126] H. A. HARRINGTON, N. OTTER, H. SCHENCK, AND U. TILLMANN, *Stratifying multiparameter persistent homology*, SIAM Journal on Applied Algebra and Geometry, 3 (2019), pp. 439–471.
- [127] *Dynamic Biological Networks: The Stomatogastric Nervous System*, MIT Press, 1992, <https://mitpress.mit.edu/books/dynamic-biological-networks>.
- [128] A. HATCHER, *Algebraic Topology*, Cambridge University Press, 2002, <http://www.math.cornell.edu/~hatcher/AT/ATpage.html>.
- [129] D. HEGER AND K. KRISCHER, *Robust autoassociative memory with coupled networks of Kuramoto-type oscillators*, Physical Review E, 94 (2016), p. 022309, <https://doi.org/10.1103/PhysRevE.94.022309>.
- [130] A. HELM, A. S. BLEVINS, AND D. S. BASSETT, *The growing topology of the c. elegans connectome*, arXiv preprint arXiv:2101.00065, (2020).
- [131] G. HENSELMAN AND R. GHRIST, *Matroid filtrations and computational persistent homology*, arXiv preprint arXiv:1606.00199, (2016).
- [132] K. HESS, *Topological adventures in neuroscience*, in Topological Data Analysis, Springer, 2020, pp. 277–305.
- [133] Y. HIRAOKA, T. NAKAMURA, A. HIRATA, E. G. ESCOLAR, K. MATSUE, AND Y. NISHIURA, *Hierarchical structures of amorphous solids characterized by persistent homology*, Proceedings of the National Academy of Sciences, 113 (2016), pp. 7035–7040.
- [134] C. HOFFMAN, M. KAHLE, AND E. PAQUETTE, *Spectral gaps of random graphs and applications to random topology*, arXiv preprint arXiv:1201.0425, 3 (2012).
- [135] D. HORAK AND J. JOST, *Spectra of combinatorial laplace operators on simplicial complexes*, Advances in Mathematics, 244 (2013), pp. 303–336.
- [136] L. HORSTMAYER AND C. KUEHN, *Adaptive voter model on simplicial complexes*, Physical Review E, 101 (2020), p. 022305, <https://doi.org/10.1103/PhysRevE.101.022305>.
- [137] D. R. HUNTER, M. S. HANDCOCK, C. T. BUTTS, S. M. GOODREAU, AND M. MORRIS, *ergm: A package to fit, simulate and diagnose exponential-family models for networks*, Journal of statistical software, 24 (2008), p. nihpa54860.

- [138] I. IACOPINI, G. PETRI, A. BARRAT, AND V. LATORA, *Simplicial models of social contagion*, Nature Communications, 10 (2019), p. 2485, <https://doi.org/10.1038/s41467-019-10431-6>.
- [139] S. JAHNKE, M. TIMME, AND R.-M. MEMMESHEIMER, *A Unified Dynamic Model for Learning, Replay, and Sharp-Wave/Ripples*, Journal of Neuroscience, 35 (2015), pp. 16236–16258, <https://doi.org/10.1523/JNEUROSCI.3977-14.2015>.
- [140] J. JIA, M. T. SCHAUB, S. SEGARRA, AND A. R. BENSON, *Graph-based semi-supervised & active learning for edge flows*, in Proceedings of the 25th ACM SIGKDD International Conference on Knowledge Discovery & Data Mining, 2019, pp. 761–771.
- [141] X. JIANG, L.-H. LIM, Y. YAO, AND Y. YE, *Statistical ranking and combinatorial hodge theory*, Mathematical Programming, 127 (2011), pp. 203–244.
- [142] T. KACZYNSKI, K. MISCHAIKOW, AND M. MROZEK, *Computational homology*, vol. 157, Springer Science & Business Media, 2006.
- [143] M. KAHLE, *Topology of random clique complexes*, Discrete Mathematics, 309 (2009), pp. 1658–1671, <https://doi.org/10.1016/j.disc.2008.02.037>.
- [144] M. KAHLE, *Random geometric complexes*, Discrete & Computational Geometry, 45 (2011), pp. 553–573.
- [145] M. KAHLE, *Sharp vanishing thresholds for cohomology of random flag complexes*, Annals of Mathematics, (2014), pp. 1085–1107.
- [146] M. KAHLE, *Topology of random simplicial complexes: a survey*, AMS Contemp. Math, 620 (2014), pp. 201–222.
- [147] M. KAHLE, E. MECKES, ET AL., *Limit theorems for betti numbers of random simplicial complexes*, Homology, Homotopy and Applications, 15 (2013), pp. 343–374.
- [148] L. KANARI, P. DŁOTKO, M. SCOLAMIERO, R. LEVI, J. SHILLCOCK, K. HESS, AND H. MARKRAM, *A topological representation of branching neuronal morphologies*, Neuroinformatics, 16 (2018), pp. 3–13.
- [149] M. KAROŃSKI AND T. ŁUCZAK, *The phase transition in a random hypergraph*, Journal of Computational and Applied Mathematics, 142 (2002), pp. 125–135.
- [150] V. KARWA, M. J. PELSMAYER, S. PETROVIĆ, D. STASI, D. WILBURNE, ET AL., *Statistical models for cores decomposition of an undirected random graph*, Electronic Journal of Statistics, 11 (2017), pp. 1949–1982.
- [151] V. KARWA AND S. PETROVIĆ, *Discussion of “coauthorship and citation networks for statisticians”*, The Annals of Applied Statistics, 10 (2016), pp. 1827–1834.
- [152] M. KERBER AND A. ROLLE, *Fast minimal presentations of bi-graded persistence modules?*, in 2021 Proceedings of the Workshop on Algorithm Engineering and Experiments (ALENEX), SIAM, 2021, pp. 207–220.
- [153] C. KIM, A. S. BANDEIRA, AND M. X. GOEMANS, *Community detection in hypergraphs, spiked tensor models, and sum-of-squares*, in 2017 International Conference on Sampling Theory and Applications (SampTA), IEEE, 2017, pp. 124–128.
- [154] W. KIM AND F. MEMOLI, *Stable signatures for dynamic graphs and dynamic metric spaces via zigzag persistence*, arXiv preprint arXiv:1712.04064, (2017).
- [155] W. KIM AND F. MEMOLI, *Spatiotemporal persistent homology for dynamic metric spaces*, Discrete & Computational Geometry, (2020), pp. 1–45.
- [156] W. KIM, F. MÉMOLI, AND Z. SMITH, *Analysis of dynamic graphs and dynamic metric spaces via zigzag persistence*, in Topological Data Analysis, Springer, 2020, pp. 371–389.
- [157] M. KIVELÄ, A. ARENAS, M. BARTHELEMY, J. P. GLEESON, Y. MORENO, AND M. A. PORTER, *Multilayer networks*, Journal of complex networks, 2 (2014), pp. 203–271.
- [158] S. KLAMT, U.-U. HAUS, AND F. THEIS, *Hypergraphs and cellular networks*, PLoS Comput Biol, 5 (2009), p. e1000385.
- [159] M. A. KOMAROV AND A. PIKOVSKY, *Finite-size-induced transitions to synchrony in oscillator ensembles with nonlinear global coupling*, Physical Review E, 92 (2015), p. 020901, <https://doi.org/10.1103/PhysRevE.92.020901>.
- [160] N. KOMODAKIS AND N. PARAGIOS, *Beyond pairwise energies: Efficient optimization for higher-order mrf*s, in 2009 IEEE Conference on Computer Vision and Pattern Recognition, IEEE, 2009, pp. 2985–2992.
- [161] B. KRALEMANN, A. PIKOVSKY, AND M. ROSENBLUM, *Reconstructing effective phase connectivity of oscillator networks from observations*, New Journal of Physics, 16 (2014), p. 085013, <https://doi.org/10.1088/1367-2630/16/8/085013>.
- [162] C. KUEHN AND C. BICK, *A universal route to explosive phenomena*, Science Advances, 7 (2021), p. eabe3824, <https://doi.org/10.1126/sciadv.abe3824>.
- [163] Y. KURAMOTO, *Chemical Oscillations, Waves, and Turbulence*, vol. 19 of Springer Series in Synergetics, Springer, Berlin, 1984, <https://doi.org/10.1007/978-3-642-69689-3>.
- [164] R. KWITT, S. HUBER, M. NIETHAMMER, W. LIN, AND U. BAUER, *Statistical topological data*

- analysis-a kernel perspective*, in Advances in neural information processing systems, 2015, pp. 3070–3078.
- [165] R. LAMBIOTTE, M. ROSVALL, AND I. SCHOLTES, *From networks to optimal higher-order models of complex systems*, Nature Physics, 15 (2019), pp. 313–320, <https://doi.org/10.1038/s41567-019-0459-y>.
- [166] R. LAMBIOTTE AND M. SCHAUB, *Modularity and dynamics on complex networks*, (2021).
- [167] I. LEÓN AND D. PAZÓ, *Phase reduction beyond the first order: The case of the mean-field complex Ginzburg-Landau equation*, Physical Review E, 100 (2019), p. 012211, <https://doi.org/10.1103/PhysRevE.100.012211>.
- [168] T. LESIEUR, L. MIOLANE, M. LELARGE, F. KRZAKALA, AND L. ZDEBOROVÁ, *Statistical and computational phase transitions in spiked tensor estimation*, in 2017 IEEE International Symposium on Information Theory (ISIT), IEEE, 2017, pp. 511–515.
- [169] M. LESNICK AND M. WRIGHT, *Interactive visualization of 2-d persistence modules*, arXiv preprint arXiv:1512.00180, (2015).
- [170] J. M. LEVINE, J. BASCOMPTE, P. B. ADLER, AND S. ALLESINA, *Beyond pairwise mechanisms of species coexistence in complex communities*, Nature, 546 (2017), pp. 56–64, <https://doi.org/10.1038/nature22898>.
- [171] L.-H. LIM, *Hodge laplacians on graphs*, Siam Review, 62 (2020), pp. 685–715.
- [172] Y. LIN, S. REN, C. WANG, AND J. WU, *Weighted path homology of weighted digraphs and persistence*, arXiv preprint arXiv:1910.09891, (2019).
- [173] N. LINIAL AND R. MESHULAM, *Homological connectivity of random 2-complexes*, Combinatorica, 26 (2006), pp. 475–487.
- [174] M. LUCAS, G. CENCETTI, AND F. BATTISTON, *Multiorde laplacian for synchronization in higher-order networks*, Physical Review Research, 2 (2020), p. 033410.
- [175] T. ŁUCZAK AND Y. PELED, *Integral homology of random simplicial complexes*, Discrete & Computational Geometry, 59 (2018), pp. 131–142.
- [176] R. I. LUNG, N. GASKÓ, AND M. A. SUCIU, *A hypergraph model for representing scientific output*, Scientometrics, 117 (2018), pp. 1361–1379.
- [177] D. LÜTGHEITMANN, D. GOVC, J. P. SMITH, AND R. LEVI, *Computing persistent homology of directed flag complexes*, Algorithms, 13 (2020), p. 19.
- [178] Y. MA AND Y. FU, *Manifold learning theory and applications*, CRC press, 2011.
- [179] S. A. MARVEL, J. KLEINBERG, R. D. KLEINBERG, AND S. H. STROGATZ, *Continuous-time model of structural balance*, Proceedings of the National Academy of Sciences, 108 (2011), pp. 1771–1776.
- [180] N. MASUDA, M. A. PORTER, AND R. LAMBIOTTE, *Random walks and diffusion on networks*, Physics reports, 716 (2017), pp. 1–58.
- [181] M. H. MATHENY, J. EMENHEISER, W. FON, A. CHAPMAN, A. SALOVA, M. ROHDEN, J. LI, M. HUDOBA DE BADYN, M. PÓSFAL, L. DUENAS-OSORIO, M. MESBAHI, J. P. CRUTCHFIELD, M. C. CROSS, R. M. D’SOUZA, AND M. L. ROUKES, *Exotic states in a simple network of nanoelectromechanical oscillators*, Science, 363 (2019), p. eaav7932, <https://doi.org/10.1126/science.aav7932>.
- [182] Y. MATSUMOTO, *An introduction to Morse theory*, vol. 208, American Mathematical Soc., 2002.
- [183] J. P. MAY, *A concise course in algebraic topology*, University of Chicago press, 1999.
- [184] M. R. MCGUIRL, A. VOLKENING, AND B. SANDSTEDTE, *Topological data analysis of zebrafish patterns*, Proceedings of the National Academy of Sciences, 117 (2020), pp. 5113–5124.
- [185] R.-M. MEMMESHEIMER, *Quantitative prediction of intermittent high-frequency oscillations in neural networks with supralinear dendritic interactions*, Proceedings of the National Academy of Sciences USA, 107 (2010), pp. 11092–11097, <https://doi.org/10.1073/pnas.0909615107>.
- [186] R.-M. MEMMESHEIMER AND M. TIMME, *Non-Additive Coupling Enables Propagation of Synchronous Spiking Activity in Purely Random Networks*, PLoS Computational Biology, 8 (2012), p. e1002384, <https://doi.org/10.1371/journal.pcbi.1002384>.
- [187] R. MESHULAM AND N. WALLACH, *Homological connectivity of random k-dimensional complexes*, Random Structures & Algorithms, 34 (2009), pp. 408–417.
- [188] A. P. MILLÁN, R. GHORBANCHIAN, N. DEFENU, F. BATTISTON, AND G. BIANCONI, *Local topological moves determine global diffusion properties of hyperbolic higher-order networks*, arXiv:2102.12885, (2021), pp. 1–14.
- [189] A. P. MILLÁN, J. J. TORRES, AND G. BIANCONI, *Explosive Higher-Order Kuramoto Dynamics on Simplicial Complexes*, Physical Review Letters, 124 (2020), p. 218301, <https://doi.org/10.1103/PhysRevLett.124.218301>.
- [190] E. MILLER, *Data structures for real multiparameter persistence modules*, arXiv preprint

- arXiv:1709.08155, (2017).
- [191] K. MISCHAIKOW AND M. MROZEK, *Conley index*, Handbook of dynamical systems, 2 (2002), pp. 393–460.
- [192] A. MUHAMMAD AND M. EGERSTEDT, *Control using higher order laplacians in network topologies*, in Proc. of 17th International Symposium on Mathematical Theory of Networks and Systems, Citeseer, 2006, pp. 1024–1038.
- [193] R. MULAS, C. KUEHN, AND J. JOST, *Coupled dynamics on hypergraphs: Master stability of steady states and synchronization*, Physical Review E, 101 (2020), p. 062313, <https://doi.org/10.1103/PhysRevE.101.062313>.
- [194] E. MUNCH, *Applications of persistent homology to time varying systems*, Unpublished doctoral dissertation) Durham, NC: Duke University.[Google Scholar], (2013).
- [195] E. MUNCH, *A user's guide to topological data analysis*, Journal of Learning Analytics, 4 (2017), pp. 47–61.
- [196] J. R. MUNKRES, *Elements of algebraic topology*, CRC Press, 2018.
- [197] H. NAKAO, *Phase reduction approach to synchronisation of nonlinear oscillators*, Contemporary Physics, 57 (2016), pp. 188–214, <https://doi.org/10.1080/00107514.2015.1094987>.
- [198] J. T. NARDINI, B. J. STOLZ, K. B. FLORES, H. A. HARRINGTON, AND H. M. BYRNE, *Topological data analysis distinguishes parameter regimes in the anderson-chaplain model of angiogenesis*, arXiv preprint arXiv:2101.00523, (2021).
- [199] R. NENADOV AND N. ŠKORIĆ, *Powers of hamilton cycles in random graphs and tight hamilton cycles in random hypergraphs*, Random Structures & Algorithms, 54 (2019), pp. 187–208.
- [200] L. NEUHÄUSER, A. MELLOR, AND R. LAMBIOTTE, *Multibody interactions and nonlinear consensus dynamics on networked systems*, Physical Review E, 101 (2020), p. 032310.
- [201] L. NEUHÄUSER, M. T. SCHAUB, A. MELLOR, AND R. LAMBIOTTE, *Opinion dynamics with multi-body interactions*, arXiv preprint arXiv:2004.00901, (2020).
- [202] M. NEWMAN, *Networks*, Oxford university press, 2018.
- [203] M. NICOLAU, A. J. LEVINE, AND G. CARLSSON, *Topology based data analysis identifies a subgroup of breast cancers with a unique mutational profile and excellent survival*, Proceedings of the National Academy of Sciences, 108 (2011), pp. 7265–7270.
- [204] E. NIJHOLT, B. RINK, AND J. SANDERS, *Center Manifolds of Coupled Cell Networks*, SIAM Review, 61 (2019), pp. 121–155, <https://doi.org/10.1137/18M1219977>.
- [205] O. E. OMEL'CHENKO, *The mathematics behind chimera states*, Nonlinearity, 31 (2018), pp. R121–R164, <https://doi.org/10.1088/1361-6544/aaaa07>.
- [206] A. ORTEGA, P. FROSSARD, J. KOVAČEVIĆ, J. M. MOURA, AND P. VANDERGHEYNST, *Graph signal processing: Overview, challenges, and applications*, Proceedings of the IEEE, 106 (2018), pp. 808–828.
- [207] N. OTTER, M. A. PORTER, U. TILLMANN, P. GRINDROD, AND H. A. HARRINGTON, *A roadmap for the computation of persistent homology*, EPJ Data Science, 6 (2017), p. 17.
- [208] L. PAGE, S. BRIN, R. MOTWANI, AND T. WINOGRAD, *The pagerank citation ranking: Bringing order to the web.*, tech. report, Stanford InfoLab, 1999.
- [209] O. PARZANCHEVSKI AND R. ROSENTHAL, *Simplicial complexes: spectrum, homology and random walks*, Random Structures & Algorithms, 50 (2017), pp. 225–261.
- [210] O. PARZANCHEVSKI, R. ROSENTHAL, AND R. J. TESSLER, *Isoperimetric inequalities in simplicial complexes*, Combinatorica, 36 (2016), pp. 195–227.
- [211] A. PATANIA, G. PETRI, AND F. VACCARINO, *The shape of collaborations*, EPJ Data Science, 6 (2017), p. 18.
- [212] P. PATTISON AND G. ROBINS, *Building models for social space: Neighbourhood-based models for social networks and affiliation structures*, Mathématiques et sciences humaines. Mathematics and social sciences, (2004).
- [213] L. M. PECORA AND T. L. CARROLL, *Master Stability Functions for Synchronized Coupled Systems*, Physical Review Letters, 80 (1998), pp. 2109–2112, <https://doi.org/10.1103/PhysRevLett.80.2109>.
- [214] K. PELKA, V. PEANO, AND A. XUEREB, *Chimera states in small optomechanical arrays*, Physical Review Research, 2 (2020), p. 013201, <https://doi.org/10.1103/PhysRevResearch.2.013201>.
- [215] J. A. PEREA, *A brief history of persistence*, arXiv preprint arXiv:1809.03624, (2018).
- [216] J. A. PEREA, *Topological time series analysis*, Notices of the American Mathematical Society, 66 (2019), pp. 686–694.
- [217] B. PIETRAS AND A. DAFFERTSHOFER, *Network dynamics of coupled oscillators and phase reduction techniques*, Physics Reports, 819 (2019), pp. 1–105, <https://doi.org/10.1016/j.physrep.2019.06.001>.
- [218] A. PIKOVSKY AND M. ROSENBLUM, *Partially Integrable Dynamics of Hierarchical Populations*

- of *Coupled Oscillators*, Physical Review Letters, 101 (2008), p. 264103, <https://doi.org/10.1103/PhysRevLett.101.264103>.
- [219] A. PIRAYRE, Y. ZHENG, L. DUVAL, AND J.-C. PESQUET, *Hogmep: Variational bayes and higher-order graphical models applied to joint image recovery and segmentation*, in 2017 IEEE International Conference on Image Processing (ICIP), IEEE, 2017, pp. 3775–3779.
- [220] R. RABADÁN AND A. J. BLUMBERG, *Topological Data Analysis for Genomics and Evolution: Topology in Biology*, Cambridge University Press, 2019.
- [221] J. RAY AND M. TROVATI, *A survey of topological data analysis (tda) methods implemented in python*, in International conference on intelligent networking and collaborative systems, Springer, 2017, pp. 594–600.
- [222] Y. REANI AND O. BOBROWSKI, *Cycle registration in persistent homology with applications in topological bootstrap*, arXiv preprint arXiv:2101.00698, (2021).
- [223] M. W. REIMANN, M. NOLTE, M. SCOLAMIERO, K. TURNER, R. PERIN, G. CHINDEMI, P. DŁOTKO, R. LEVI, K. HESS, AND H. MARKRAM, *Cliques of neurons bound into cavities provide a missing link between structure and function*, Frontiers in computational neuroscience, 11 (2017), p. 48.
- [224] M. REITZ AND G. BIANCONI, *The higher-order spectrum of simplicial complexes: a renormalization group approach*, Journal of Physics A: Mathematical and Theoretical, 53 (2020), p. 295001, <https://doi.org/10.1088/1751-8121/ab9338>.
- [225] S. REN, *Persistent homology for hypergraphs and computational tools? a survey for users*, Journal of Knot Theory and Its Ramifications, (2020), p. 2043007.
- [226] V. ROBINS, J. D. MEISS, AND E. BRADLEY, *Computing connectedness: An exercise in computational topology*, Nonlinearity, 11 (1998), p. 913.
- [227] A. ROBINSON AND K. TURNER, *Hypothesis testing for topological data analysis*, Journal of Applied and Computational Topology, 1 (2017), pp. 241–261.
- [228] M. ROBINSON, *Hunting for foxes with sheaves*, Notices of the American Mathematical Society, 66 (2019), pp. 661–676.
- [229] T. M. RODDENBERRY AND S. SEGARRA, *Hodgenet: Graph neural networks for edge data*, in 2019 53rd Asilomar Conference on Signals, Systems, and Computers, IEEE, 2019, pp. 220–224.
- [230] F. A. RODRIGUES, T. K. D. PERON, P. JI, AND J. KURTHS, *The Kuramoto model in complex networks*, Physics Reports, 610 (2016), pp. 1–98, <https://doi.org/10.1016/j.physrep.2015.10.008>.
- [231] M. SAADATFAR, H. TAKEUCHI, V. ROBINS, N. FRANCOIS, AND Y. HIRAOKA, *Pore configuration landscape of granular crystallization*, Nature communications, 8 (2017), pp. 1–11.
- [232] S. SCARAMUCCIA, F. IURICICH, L. DE FLORIANI, AND C. LANDI, *Computing multiparameter persistent homology through a discrete morse-based approach*, Computational Geometry, 89 (2020), p. 101623.
- [233] S. H. SCHANUEL, *What is the length of a potato?*, in Categories in Continuum Physics, Springer, 1986, pp. 118–126.
- [234] M. T. SCHAUB, A. R. BENSON, P. HORN, G. LIPPNER, AND A. JADBABAIE, *Random walks on simplicial complexes and the normalized hodge 1-laplacian*, SIAM Review, 62 (2020), pp. 353–391.
- [235] M. T. SCHAUB, J.-C. DELVENNE, M. ROSVALL, AND R. LAMBIOTTE, *The many facets of community detection in complex networks*, Applied network science, 2 (2017), p. 4.
- [236] M. T. SCHAUB AND S. SEGARRA, *Flow smoothing and denoising: graph signal processing in the edge-space*, in 2018 IEEE Global Conference on Signal and Information Processing (GlobalSIP), IEEE, 2018, pp. 735–739.
- [237] M. T. SCHAUB, Y. ZHU, J.-B. SEBY, T. M. RODDENBERRY, AND S. SEGARRA, *Signal processing on higher-order networks: Livin’ on the edge... and beyond*, arXiv preprint arXiv:2101.05510, (2021).
- [238] H. SCHENCK, *Algebra and Topology for Data Analysis*, 2020, <http://webhome.auburn.edu/~hks0015/AuburnTDA.html>.
- [239] J. SCHMIDT-PRUZAN AND E. SHAMIR, *Component structure in the evolution of random hypergraphs*, Combinatorica, 5 (1985), pp. 81–94.
- [240] Y. SHEMESH, Y. SZTAINBERG, O. FORKOSH, T. SHLAPOBERSKY, A. CHEN, AND E. SCHNEIDMAN, *High-order social interactions in groups of mice*, Elife, 2 (2013), p. e00759.
- [241] D. I. SHUMAN, S. K. NARANG, P. FROSSARD, A. ORTEGA, AND P. VANDERGHEYNST, *The emerging field of signal processing on graphs: Extending high-dimensional data analysis to networks and other irregular domains*, IEEE signal processing magazine, 30 (2013), pp. 83–98.
- [242] J. SILVA AND R. WILLETT, *Hypergraph-based anomaly detection of high-dimensional co-*

- occurrences, IEEE transactions on pattern analysis and machine intelligence, 31 (2008), pp. 563–569.
- [243] A. E. SIZEMORE, J. E. PHILLIPS-CREMINS, R. GHRIST, AND D. S. BASSETT, *The importance of the whole: topological data analysis for the network neuroscientist*, Network Neuroscience, 3 (2019), pp. 656–673.
- [244] P. S. SKARDAL AND A. ARENAS, *Abrupt Desynchronization and Extensive Multistability in Globally Coupled Oscillator Simplexes*, Physical Review Letters, 122 (2019), p. 248301, <https://doi.org/10.1103/PhysRevLett.122.248301>.
- [245] P. S. SKARDAL AND A. ARENAS, *Higher order interactions in complex networks of phase oscillators promote abrupt synchronization switching*, Communications Physics, 3 (2020), p. 218, <https://doi.org/10.1038/s42005-020-00485-0>.
- [246] J. SKVORETZ AND K. FAUST, *Logit models for affiliation networks*, Sociological Methodology, 29 (1999), pp. 253–280.
- [247] C. SPAGNUOLO, G. CORDASCO, P. SZUFEL, P. PRALAT, V. SCARANO, B. KAMIŃSKI, AND A. ANTELMÍ, *Analyzing, exploring, and visualizing complex networks via hypergraphs using simplehypergraphs.jl*, Internet Mathematics, 1 (2020), p. 12464.
- [248] T. STANKOVSKI, T. PEREIRA, P. V. E. MCCLINTOCK, AND A. STEFANOVSKA, *Coupling functions: Universal insights into dynamical interaction mechanisms*, Reviews of Modern Physics, 89 (2017), p. 045001, <https://doi.org/10.1103/RevModPhys.89.045001>.
- [249] D. STASI, K. SADEGHI, A. RINALDO, S. PETROVIĆ, AND S. E. FIENBERG, *Beta models for random hypergraphs with a given degree sequence*, in Proceedings of 21st International Conference on Computational Statistics, 2014.
- [250] I. STEWART, M. GOLUBITSKY, AND M. PIVATO, *Symmetry Groupoids and Patterns of Synchrony in Coupled Cell Networks*, SIAM Journal on Applied Dynamical Systems, 2 (2003), pp. 609–646, <https://doi.org/10.1137/S1111111103419896>.
- [251] B. STOLZ, *Computational topology in neuroscience*, Master’s thesis (University of Oxford, 2014), (2014).
- [252] B. J. STOLZ, H. A. HARRINGTON, AND M. A. PORTER, *Persistent homology of time-dependent functional networks constructed from coupled time series*, Chaos: An Interdisciplinary Journal of Nonlinear Science, 27 (2017), p. 047410.
- [253] B. J. STOLZ, J. KAEPLER, B. MARKELC, F. MECH, F. LIPSMEIER, R. J. MUSCHEL, H. M. BYRNE, AND H. A. HARRINGTON, *Multiscale topology characterises dynamic tumour vascular networks*, arXiv preprint arXiv:2008.08667, (2020).
- [254] B. STOLZ-PRETZER, *Global and local persistent homology for the shape and classification of biological data*, PhD thesis, University of Oxford, 2019.
- [255] S. H. STROGATZ, *From Kuramoto to Crawford: exploring the onset of synchronization in populations of coupled oscillators*, Physica D, 143 (2000), pp. 1–20, [https://doi.org/10.1016/S0167-2789\(00\)00094-4](https://doi.org/10.1016/S0167-2789(00)00094-4).
- [256] S. H. STROGATZ, *Sync: The Emerging Science of Spontaneous Order*, Penguin, 2004.
- [257] A. TAHBAZ-SALEHI AND A. JADBABAIE, *Distributed coverage verification in sensor networks without location information*, IEEE Transactions on Automatic Control, 55 (2010), pp. 1837–1849.
- [258] T. TANAKA AND T. AOYAGI, *Multistable Attractors in a Network of Phase Oscillators with Three-Body Interactions*, Physical Review Letters, 106 (2011), p. 224101, <https://doi.org/10.1103/PhysRevLett.106.224101>.
- [259] D. TAYLOR, F. KLIMM, H. A. HARRINGTON, M. KRAMÁR, K. MISCHAIKOW, M. A. PORTER, AND P. J. MUCHA, *Topological data analysis of contagion maps for examining spreading processes on networks*, Nature communications, 6 (2015), pp. 1–11.
- [260] J. B. TENENBAUM, V. DE SILVA, AND J. C. LANGFORD, *A global geometric framework for nonlinear dimensionality reduction*, science, 290 (2000), pp. 2319–2323.
- [261] M. TIMME AND J. CASADIEGO, *Revealing networks from dynamics: an introduction*, Journal of Physics A, 47 (2014), p. 343001, <https://doi.org/10.1088/1751-8113/47/34/343001>.
- [262] C. M. TOPAZ, L. ZIEGELMEIER, AND T. HALVERSON, *Topological data analysis of biological aggregation models*, PloS one, 10 (2015), p. e0126383.
- [263] L. TORRES, A. S. BLEVINS, D. S. BASSETT, AND T. ELIASSI-RAD, *The why, how, and when of representations for complex systems*, 2020, <https://arxiv.org/abs/2006.02870>.
- [264] S. TYMOCHKO, E. MUNCH, AND F. A. KHASAWNEH, *Using zigzag persistent homology to detect hopf bifurcations in dynamical systems*, Algorithms, 13 (2020), p. 278.
- [265] L. R. VARSHNEY, B. L. CHEN, E. PANIAGUA, D. H. HALL, AND D. B. CHKLOVSKII, *Structural properties of the caenorhabditis elegans neuronal network*, PLoS Comput Biol, 7 (2011), p. e1001066.
- [266] A. VAZQUEZ, *Population stratification using a statistical model on hypergraphs*, Physical Re-

- view E, 77 (2008), p. 066106.
- [267] A. VAZQUEZ, *Finding hypergraph communities: a bayesian approach and variational solution*, Journal of Statistical Mechanics: Theory and Experiment, 2009 (2009), p. P07006.
- [268] O. VIPOND, J. A. BULL, P. S. MACKLIN, U. TILLMANN, C. W. PUGH, H. M. BYRNE, AND H. A. HARRINGTON, *Multiparameter persistent homology landscapes identify immune cell spatial patterns in tumors*, arXiv preprint, (2021).
- [269] S. T. VITTADELLO AND M. P. STUMPF, *Model comparison via simplicial complexes and persistent homology*, arXiv preprint arXiv:2012.13039, (2020).
- [270] P. WANG, K. SHARPE, G. L. ROBINS, AND P. E. PATTISON, *Exponential random graph (p^*) models for affiliation networks*, Social Networks, 31 (2009), pp. 12–25.
- [271] L. WASSERMAN, *Topological data analysis*, Annual Review of Statistics and Its Application, 5 (2018), pp. 501–532.
- [272] S. WATANABE AND S. H. STROGATZ, *Integrability of a globally coupled oscillator array*, Physical Review Letters, 70 (1993), pp. 2391–2394, <https://doi.org/10.1103/PhysRevLett.70.2391>.
- [273] K. XIA AND G.-W. WEI, *Persistent homology analysis of protein structure, flexibility, and folding*, International journal for numerical methods in biomedical engineering, 30 (2014), pp. 814–844.
- [274] L. XIAN, H. ADAMS, C. M. TOPAZ, AND L. ZIEGELMEIER, *Capturing dynamics of time-varying data via topology*, arXiv preprint arXiv:2010.05780, (2020).
- [275] G. YAN, P. E. VÉRTES, E. K. TOWLSON, Y. L. CHEW, D. S. WALKER, W. R. SCHAFER, AND A.-L. BARABÁSI, *Network control principles predict neuron function in the caenorhabditis elegans connectome*, Nature, 550 (2017), pp. 519–523.
- [276] M. YANG, E. ISUFI, M. T. SCHAUB, AND G. LEUS, *Finite impulse response filters for simplicial complexes*, arXiv preprint arXiv:2103.12587, (2021).
- [277] J.-G. YOUNG, G. PETRI, F. VACCARINO, AND A. PATANIA, *Construction of and efficient sampling from the simplicial configuration model*, Physical Review E, 96 (2017), p. 032312.
- [278] E. C. ZEEMAN, *The topology of the brain and visual perception*, Topology of, 3 (1962), pp. 240–256.
- [279] S. ZHANG, Z. DING, AND S. CUI, *Introducing hypergraph signal processing: Theoretical foundation and practical applications*, IEEE Internet of Things Journal, 7 (2019), pp. 639–660.
- [280] Z.-K. ZHANG AND C. LIU, *A hypergraph model of social tagging networks*, Journal of Statistical Mechanics: Theory and Experiment, 2010 (2010), p. P10005.
- [281] E. ZHELEVA, L. GETOOR, AND S. SARAWAGI, *Higher-order graphical models for classification in social and affiliation networks*, in NIPS Workshop on Networks Across Disciplines: Theory and Applications, vol. 2, 2010.
- [282] A. ZOMORODIAN AND G. CARLSSON, *Computing persistent homology*, Discrete & Computational Geometry, 33 (2005), pp. 249–274.
- [283] K. ZUEV, O. EISENBERG, AND D. KRIOUKOV, *Exponential random simplicial complexes*, Journal of Physics A: Mathematical and Theoretical, 48 (2015), p. 465002.