

HINT: A Hierarchical Index for Intervals in Main Memory

George Christodoulou
University of Ioannina, Greece
gchristodoulou@cse.uoi.gr

Panagiotis Bouros
Johannes Gutenberg University
Mainz, Germany
bouros@uni-mainz.de

Nikos Mamoulis
University of Ioannina, Greece
nikos@cse.uoi.gr

ABSTRACT

Indexing intervals is a fundamental problem, finding a wide range of applications. Recent work on managing large collections of intervals in main memory focused on overlap joins and temporal aggregation problems. In this paper, we propose novel and efficient in-memory indexing techniques for intervals, with a focus on interval range queries, which are a basic component of many search and analysis tasks. First, we propose an optimized version of a single-level (flat) domain-partitioning approach, which may have large space requirements due to excessive replication. Then, we propose a hierarchical partitioning approach, which assigns each interval to at most two partitions per level and has controlled space requirements. Novel elements of our techniques include the division of the intervals at each partition into groups based on whether they begin inside or before the partition boundaries, reducing the information stored at each partition to the absolutely necessary, and the effective handling of data sparsity and skew. Experimental results on real and synthetic interval sets of different characteristics show that our approaches are typically one order of magnitude faster than the state-of-the-art.

1 INTRODUCTION

There is a wide range of applications that require managing a large collections of intervals. Indicatively, in temporal databases [4, 29], each tuple has a *validity interval*, which captures the period of time that the tuple is valid. In statistics and probabilistic databases [10], uncertain values are often approximated by (confidence or uncertainty) intervals. In data anonymization [28], attribute values can be generalized to intervals. XML data indexing techniques [22] encode label paths as intervals and evaluate path expressions using containment relationships between the intervals.

We approach the problem of indexing a large collection \mathcal{S} of objects (or records), based on an interval attribute that characterizes each object. Hence, we model each object $o \in \mathcal{S}$ as a pair $(o.id, [o.st, o.end])$, where $o.id$ is the object's identifier (which can be used to access any other attribute of the object), and $[o.st, o.end]$ is the interval associated to o .

Our focus is on *range* queries, the most general type of queries over intervals. Given a query interval $q = [q.st, q.end]$, the objective is to find the ids of all objects $o \in \mathcal{S}$, which *overlap with* q . Formally, the result of range query q on object collection \mathcal{S} is $\{o.id \mid o \in \mathcal{S} \wedge (o.st \leq q.st \leq o.end \vee q.st \leq o.st \leq q.end)\}$. For example, in a temporal database, a *timeslice* query [27] asks for all tuples in a table that are valid at some time during a given query interval. Range queries can be specialized to retrieve intervals that satisfy any relation in Allen's set [1], e.g., intervals that are *covered by* q . *Stabbing* queries (*pure-timeslice* queries in temporal databases) are a special class of range queries for which $q.st = q.end$. Without loss

of generality, we assume that the intervals and queries are *closed* at both ends. Our methods can easily be adapted to manage intervals and/or process range queries, which are open at either or both sides, i.e., $[o.st, o.end)$, $(o.st, o.end]$ or $(o.st, o.end)$.

Although range queries are fundamental and very popular, previous work has mainly focused on more expensive and complex queries, such as temporal aggregation [18, 19, 24] and interval joins [4, 5, 7, 8, 12, 26]. For range and stabbing queries, classic data structures for managing intervals are typically used, like the interval tree [14]. Still, these methods have not been optimized for handling very large collections of intervals in main memory. Hence, there is room for the design and use of new data structures, which exploit the characteristics and capabilities of modern hardware. *Domain-partitioning* schemes have been proposed to facilitate interval join queries [5, 7, 8, 12] and these can be potentially used for processing interval range queries. For example, in Ref. [5, 7], the domain is split into disjoint partitions and each interval is assigned to all partitions it overlaps with. Although this introduces replication (hence, the storage requirements are not minimal), query evaluation is fast, because only a limited number of partitions that overlap with the query are accessed. The state-of-the-art domain-partitioning index for intervals is considered to be the recently proposed *period index* [3], which first divides the space into coarse disjoint partitions and then re-partitions each division hierarchically.

In this paper, we first identify some deficiencies of domain-partitioning indices and propose a number of techniques that greatly boost their performance. This allows us to develop interval indices, which are significantly faster than the state-of-the-art. First of all, for queries that overlap with the boundaries of multiple partitions, it is possible that the same interval can be detected as query result in multiple partitions. Although duplicates can be eliminated by a simple and cheap post-processing check [13], more than necessary intervals may have to be accessed during query evaluation. We tackle this problem by further dividing the intervals in each partition to groups based on whether they start inside or before the partition boundaries. The second problem is that in a single-level partitioning scheme, the replication of intervals can be excessive, hence, the index size may grow a lot. In view of this, we propose HINT, an indexing scheme based on a hierarchical domain decomposition, which has controlled space requirements. In addition, we use the prefixes of the values that define the interval and query boundaries to guide search, greatly reducing the number of comparisons. For datasets where the domain is discrete and relatively small, our index can process queries without conducting any comparisons. For larger domains, we design a variant of HINT, termed HINT^m, which limits the comparisons to a small number of partitions.

Finally, we optimize the way the data are physically stored in each partition, by (i) only storing the elements of the interval data representations that are necessary for comparisons and result; (ii)

sorting the contents in each partition, in order to facilitate efficient search in it; (iii) deploying a sparse array representation and indexing for the intervals in order to alleviate data sparsity and skew; and storing the ids of the intervals in each partition in a dedicated array (i.e., a column), to avoid unnecessary data accesses, wherever comparisons are not necessary. Our experiments on real and synthetic datasets show that our approaches are typically one order of magnitude faster than classic interval indexing approaches and the state-of-the-art. We also show that our index can be used to process fast overlap interval joins between a small and a large and indexed interval collection.

Section 2 reviews related work. Our contributions can be summarized as follows:

- We propose a number of techniques, which significantly improve the performance of a single-level domain-partitioning index (FLAT) for intervals (Section 3).
- We propose the Hierarchical index for INTervals (HINT), which exploits the binary representation of the interval endpoints to partition and search them efficiently (Section 4). A version of HINT for relatively small domains can avoid comparisons and does not need to store any information about the intervals, besides their identifiers. In addition, HINT applies and extends the optimization techniques designed for the FLAT family in order to support indexing and search of intervals in arbitrary domains.
- We present two techniques that can greatly improve the performance of our indices in practice (Section 4.3).
- We evaluate the performance of our techniques experimentally (Section 5) on real and synthetic data, showing that it outperforms the state-of-the-art, typically by one order of magnitude.

2 RELATED WORK

One of the most popular data structures for intervals is Edelsbrunner’s *interval tree* [14], designed to efficiently find all intervals that contain a given value (*stabbing* query). The interval tree is a binary search tree, which takes $O(n)$ space and answers queries in $O(\log n + K)$ time, where K is the size of the query result. The tree divides the domain recursively by placing all intervals strictly before (after) the domain’s center to the left (right) subtree and all intervals that overlap with the domain’s center at the root. This process is repeated recursively for the left and right subtrees using the centers of the corresponding sub-domains. The intervals assigned to each tree node are sorted in two lists based on their starting and ending values, respectively. Given a stabbing query, the tree is accessed recursively and at each node one or both sorted lists are traversed to obtain the results at that node. Interval trees can also be used to answer interval (i.e., *range*) queries. A relational interval tree for disk-resident data was proposed in [20].

Another classic data structure for intervals is the *segment tree* [11]. Like the interval tree, the segment tree is a binary search tree, which hierarchically divides the domain. A set of $O(n)$ elementary domain intervals is defined from the endpoints of the indexed intervals and these form the leaves of the tree. The domain for each non-leaf node is the union of the domains of its children. Each data interval I is assigned to the smallest set of nodes whose domain

intervals define I . Hence, the space requirements are $O(n \log n)$. Given a stabbing query, the binary tree is searched to find the nodes whose domain interval includes the query value and reports all intervals in them in $O(\log n + K)$ time. The tree is not designed for range queries, which demand a duplicate result elimination mechanism.

In computational geometry [11], indexing intervals has been studied as a subproblem within a more complex problem, such as orthogonal 2D range search, and the worst-case optimal interval tree is typically used. Indexing intervals has re-gained interest with the advent of temporal databases [4]. In the context of temporal data, a number of indices have been proposed for secondary memory, with a main focus on effective versioning and compression [2, 21]. Even though such indices could be used to solve our problem, they are tailored for historical versioned data and they are designed for disk-resident data; hence, they are not better than the interval tree for the general interval indexing problem that we study in this paper. Besides, recent research on indexing intervals does not address basic queries such as stabbing or range queries, but more demanding operations such as temporal aggregation [18, 19, 24] and interval joins [5, 7–9, 12, 26, 31].

Specifically, the timeline index [18] can be used to compute aggregates at any time moment during a query time interval. The index is composed of a table with *events* (start/end points of intervals) and queries are processed by scanning the events contained in the query interval. It also materializes the entire set of active interval-ids at certain *checkpoints* in order to avoid a full scan of the events table for every query (scans are performed after the last checkpoint before the query). When used to process range queries (i.e., timeslice queries), the timeline index accesses more data than necessary (i.e., events between the checkpoint and $q.st$, interval end bounds after $q.st$), hence it is mostly appropriate for temporal aggregation. This data structure was later adapted and optimized for processing interval overlap joins [26]. Piatov et al. [25] present a collection of plane-sweep algorithms that extend the timeline index with other forms of temporal aggregation, such as aggregation over fixed intervals, sliding window aggregates, and MIN/MAX aggregates. A *domain partitioning* technique for interval joins was proposed in [5, 7], which can also be adapted and used for interval range queries, as we discuss in the next section. Alternative partitioning techniques for overlap interval joins were proposed in [8, 12]. Temporal joins considering Allen’s algebra relationships for RDF data were studied in [9]. Finally, multi-way interval joins in the context of temporal k -clique enumeration were studied in [31].

The *period index* [3] is a domain-partitioning self-adaptive structure, specialized for *range and duration* queries. The authors split the time domain into partitions and then divide each partition hierarchically using a fixed number of levels, in order to organize the intervals assigned to the partition based on their durations. For range queries, this index performs in par with the interval tree and a single-level domain partitioning technique, so we compare our methods with it experimentally in Section 5.

3 FLAT INDEXING

In this section, we propose a single-level indexing approach (termed FLAT), based on disjoint partitions, which also serves as building

block for our hierarchical index, presented in Section 4. FLAT is inspired by partitioning approaches for interval joins (e.g., [5, 16]) and spatial joins (e.g., [13]). Besides presenting a basic version of FLAT, stemming directly from previous work, we propose a number of optimizations, which greatly improve its efficiency in practice. Table 1 summarizes the notations used throughout the paper.

Table 1: Table of notations

notation	description
$s.id, s.st, s.end$	identifier, start, end point of interval s
$q = [q.st, q.end]$	query range interval
P_i	i -th domain partition and its contents
$P_i.st, P_i.end$	start, end point of i -th domain partition
$P_i^O (P_i^R)$	sub-partition of P_i with originals (replicas)
$P_i^{Oin} (P_i^{Oaft})$	intervals in P_i^O ending inside (after) partition P_i
$P_{\ell,i}$	i -th partition at level ℓ of HINT index
$prefix(k, x)$	k -bit prefix of integer x

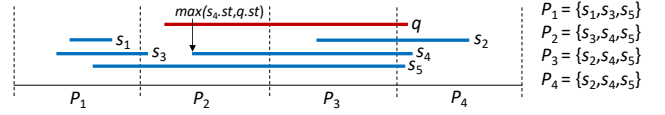
3.1 Basic Version of FLAT

FLAT divides the domain into p partitions P_1, P_2, \dots, P_p , which are pairwise disjoint in terms of their interval span and collectively cover the entire data domain D ; that is (i) for each $i, j : 1 \leq i < j \leq p$, we have $[P_i.st, P_i.end] \cap [P_j.st, P_j.end] = \emptyset$, and (ii) $\bigcup_{i=1..p} [P_i.st, P_i.end] = D$.¹ Domain partitioning could be regular (i.e., uniform) or may adapt to the data distribution (e.g., see [5]).

Each interval $s \in S$ is assigned to all partitions that s overlaps with. For example, assume that the domain D is divided into $p = 4$ partitions and consider a set S with 5 intervals, as shown in Figure 1. Interval s_1 is assigned to partition P_1 only, whereas interval s_5 is assigned to all four partitions. Given a range query interval q , the intervals that overlap with q can be obtained by accessing the partitions which collectively cover q . For each partition P_i which is contained in q (i.e., $q.st \leq P_i.st \wedge P_i.end \leq q.end$), all intervals assigned to P_i are guaranteed to overlap with q . For each partition P_i , which is not contained in q but overlaps with q , we need to compare each interval $s_i \in P_i$ with q in order to determine whether s_i is a query result. Each partition that does not overlap with q can be safely ignored. For example, for query interval q in Figure 1, partitions P_2, P_3 , and P_4 have to be accessed, wherefrom we obtain result $\{s_2, s_4, s_5\}$. Note that s_3 , which is included in P_2 is not a query result, as s_3 does not overlap with q .

One issue that arises in range query evaluation using FLAT is that duplicate results may be produced, which need to be handled. This may happen in the case where the query interval q overlaps with multiple partitions. For example, in Figure 1, s_4 can be identified as a result of query q in all P_2, P_3 , and P_4 . An efficient approach for handling duplicates (that does not rely on hashing) is the *reference value* method [13], which was originally proposed for rectangles but can directly be applied for 1D intervals. For each interval s found to overlap with q in any partition P_i , we compute $v = \max\{s.st, q.st\}$ as reference value and report s only if $v \in [P_i.st, P_i.end]$. Since v is unique, s is reported only in one partition and duplicate results are avoided. In Figure 1, s_4 is only reported in P_2 because P_2 contains value $\max\{s_4.st, q.st\}$. Still, FLAT has the overhead that the

¹Whenever the context is clear, we use the same symbol P_i to denote the contents of partition P_i and the interval that defines it. For example, we use $P_i.st, P_i.end$ to denote the start and end value of the domain interval corresponding to partition P_i .

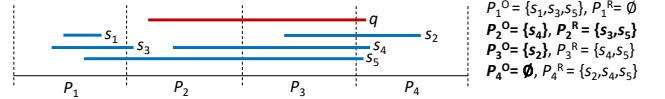
**Figure 1: Example of basic FLAT indexing**

duplicate results should be computed and considered before being eliminated by the reference value approach. In the next subsection, we show how the computation and elimination of duplicates can be completely avoided. In addition, we show how the necessary comparisons for each query can be minimized.

3.2 FLAT+

The key idea behind the FLAT+ index is to divide the intervals that are assigned to each partition into two groups, inspired by the re-partitioning approach proposed in [5] for parallel processing of interval joins. In particular, for each partition P , all intervals that start inside but not before $P.st$, i.e., the starting endpoint of the partition, are placed into set P^O (for *originals*) while those which start before $P.st$ are placed into set P^R (for *replicas*). Figure 2 shows the contents of P_i^O and P_i^R , $i = \{1, 2, 3, 4\}$, for each of the four partitions in Figure 1.

Given a range query interval q , for the first partition P_f that overlaps with q , we consider all intervals in P_f as possible query results, as usual. However, for all other partitions P_i which overlap with q , where $i > f$, we only need to consider the intervals in P_i^O and we can safely disregard the entire set P_i^R . This is because, each interval in P_i^R is guaranteed to overlap with q in the previous partition P_{i-1} , hence it would definitely be a duplicate result in P_i . Consider again query q in Figure 1. In partition $P_f = P_2$, we should consider all intervals, i.e., both P_2^O and P_2^R . On the other hand, in partitions P_3 and P_4 , we only consider all intervals in P_3^O and P_4^O and ignore P_3^R and P_4^R , respectively. Recall that for the first partition (P_2) and the last one (P_4) we have to perform comparisons between all intervals in them and q , in order to verify whether the intervals overlap with q , while for all partitions P_i in-between (i.e., P_3) we just report all intervals in P_i^O without any comparisons. In Figure 2, the accessed divisions per partition for query q are shown in bold.

**Figure 2: FLAT+ partitioning**

In the rest of this section, we propose a number of additional optimizations that further improve the performance of FLAT indexing; these optimizations target interval range queries and are not relevant to the problem of interval joins, so they were not considered in previous work [5].

3.2.1 Subdivisions of P_i^O and P_i^R . We further divide set P_i^O into P_i^{Oin} and P_i^{Oaft} , such that P_i^{Oin} (resp. P_i^{Oaft}) includes the intervals from P_i^O that *end* inside (resp. *after*) partition P_i . Similarly, P_i^R is divided into P_i^{Rin} and P_i^{Raft} .

Range queries that overlap with multiple partitions. Consider a range query q which overlaps with a sequence of *more than one partitions*. Let P_f be the first partition overlapping with q and P_l , the last one ($P_f \neq P_l$). As already mentioned, we should consider all intervals in P_f (i.e., both P_f^O and P_f^R) for possible overlap with q . However, since the query interval q starts inside P_f but ends after P_f , we have the following lemma:

LEMMA 1. *If $P_f \neq P_l$ (i) each interval s in $P_f^{Oin} \cup P_f^{Rin}$ overlaps with q iff $s.end \geq q.st$; and (ii) all intervals s in P_f^{Oaft} and P_f^{Raft} are guaranteed to overlap with q .*

Hence, we need *just one comparison* for each interval in $P_f^{Oin} \cup P_f^{Rin}$, whereas we can report all intervals $P_f^{Oaft} \cup P_f^{Raft}$ as query results *without any comparisons*. For partitions between P_f and P_l , we just report intervals in P_i^O (i.e., in $P_i^{Oin} \cup P_i^{Oaft}$) as results, without any comparisons. For the last partition P_l , we consider just P_l^O , and perform *one comparison per interval*. Specifically:

LEMMA 2. *If $P_f \neq P_l$, each interval s in $P_l^{Oin} \cup P_l^{Oaft}$ overlap with q iff $s.st \leq q.end$.*

Range queries that overlap with a single partition. If $P_f = P_l$, i.e., the range query q overlaps only one partition P_f , we can use following lemma in place of Lemmas 1 and 2:

LEMMA 3. *If $P_f = P_l$ then*

- each interval s in P_f^{Oin} overlaps with q iff $s.st \leq q.end \wedge q.st \leq s.end$,
- each interval s in P_f^{Oaft} overlaps with q iff $s.st \leq q.end$,
- each interval s in P_f^{Rin} overlaps with q iff $s.end \geq q.st$,
- all intervals in P_f^{Raft} overlap with q .

Overall, the subdivisions help us to minimize the number of intervals in P_f and in P_l , for which we have to apply comparisons. Figure 3 shows the subdivisions which are accessed by query q in each partition. In partition $P_f = P_2$, all four subdivisions are accessed, but comparisons are needed only for intervals in P_2^{Oin} and P_2^{Rin} . In partition P_3 , all “originals” in P_3^{Oin} and P_3^{Oaft} are accessed and reported without any comparisons. Finally, in $P_l = P_4$, all “originals” in P_4^{Oin} and P_4^{Oaft} are accessed and compared to q .

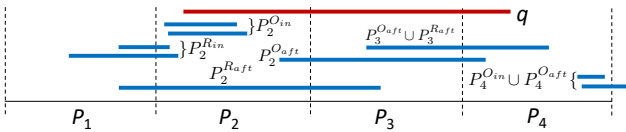


Figure 3: Subdivisions in FLAT+

3.2.2 Sorting the intervals in each subdivision. We can keep the intervals in each subdivision sorted, in order to reduce the number of comparisons for queries that access them. For example, let us examine the last partition P_l that overlaps with a query q . If the

Table 2: Sort orders that can be beneficial

subdivision	beneficial sorting	necessary data
P_i^{Oin}	by $s.st$ or by $s.end$	$s.id, s.st, s.end$
P_i^{Oaft}	by $s.st$	$s.id, s.st$
P_i^{Rin}	by $s.end$	$s.id, s.end$
P_i^{Raft}	no sorting	$s.id$

intervals s in P_l^{Oin} are sorted based on their start endpoint (i.e., $s.st$), we can simply access and report the intervals until the first $s \in P_l^{Oin}$, such that $s.st > q.end$. Or, we can perform binary search to find the first $s \in P_l^{Oin}$, such that $s.st > q.end$ and then scan and report all intervals before s . Table 2 (second column) summarizes the sort orders for each of the four subdivisions of a partition that can be beneficial in range query evaluation. For a subdivision P_i^{Oin} , intervals may have to be compared based on their start point (if $P_i = P_f$), or based on their end point (if $P_i = P_l$), or based on both points (if $P_i = P_f = P_l$). Hence, we choose to sort based on either $s.st$ or $s.end$ to accommodate two of these three cases. For a subdivision P_i^{Oaft} , intervals may only have to be compared based on their start point (if $P_i = P_l$). For a subdivision P_i^{Rin} , intervals may only have to be compared based on their end point (if $P_i = P_f$). Finally, for a subdivision P_i^{Raft} , there is never any need to compare the intervals, so, no order provides any search benefit.

3.2.3 Storage optimization. So far, we have assumed that each interval s is stored in the partitions where to s is assigned as a triplet $\langle s.id, s.st, s.end \rangle$. However, if we split the partitions into subdivisions, as discussed in Section 3.2.1, we do not need to keep all information of the intervals in them. Specifically, as Lemmas 1, 2, and 3 suggest, for each subdivision P_i^{Oin} , we may need to use $s.st$ and/or $s.end$ for each interval $s \in P_i^{Oin}$, while for each subdivision P_i^{Oaft} , we may need to use $s.st$ for each $s \in P_i^{Oin}$, but we will never need $s.end$. From the intervals s of each subdivision P_i^{Rin} , we may need $s.end$, but we will never use $s.st$. Finally, for each subdivision P_i^{Raft} , we just have to keep the $s.id$ identifiers of the intervals. Table 2 (third column) summarizes the data that we need to keep from each interval in the subdivisions of each partition. Since each interval s is stored as “original” in just one partition, but as replica in possibly multiple partitions, a lot of space can be saved by storing only the necessary data, especially in the case when the intervals span multiple partitions.

3.3 Evaluation of FLAT+

We now evaluate the four FLAT+ versions and FLAT (Section 3.1). In particular, we denote by (i) FLAT+(base), the version described in the introductory text of Section 3.2 which stores the intervals of a partition P_i inside the P_i^O and P_i^R sets, (ii) FLAT+subs, the version which employs the subdivisions P_i^{Oin} , P_i^{Oaft} , P_i^{Rin} , P_i^{Raft} discussed in Section 3.2.1, (iii) FLAT+subs+sort, the version described in Section 3.2.2 which sorts the intervals inside the subdivisions, and (iv) FLAT+subs+sort+sopt, the version discussed in Section 3.2.3 for storage optimization. For the comparison, we used datasets BOOKS and TAXIS which represent inputs with long and short intervals,

respectively, and run 10K randomly distributed queries while varying the number of partitions and the extent of each query as a percentage of the domain size. For more details about the implementation and compilation options, our machine, and the datasets and queries, please refer to Section 5 and Table 3. Figure 4 reports the results; for the plots in Figures 4(e) and 4(f), the number of partitions are set equal to the best value observed in Figures 4(b) and 4(c), respectively.

The plots clearly show the efficiency of FLAT+ indexing and the merit of the proposed optimizations; all FLAT+ versions steadily outperform FLAT. Overall, we observe that FLAT+subs+sort+sopt is the fastest FLAT+ version while always being an order of magnitude faster than basic FLAT. For datasets with long-lived intervals such as BOOKS, FLAT+subs+sort+sopt achieves an order of magnitude higher throughput than FLAT+(base) and up to 3 times higher throughput compared to FLAT+subs and FLAT+subs+sort. On the other hand, for datasets with very short intervals like TAXIS, the advantage of FLAT+subs+sort+sopt is smaller especially compared to FLAT+subs+sort mainly due to the low replication ratio. Nevertheless, FLAT+subs+sort+sopt is still the fastest FLAT+ version. The benefits from the storage optimizations discussed in Section 3.2.3 are twofold. As expected, the index always occupies less space; Figures 4(a), 4(b) clearly show this. In addition though, the query evaluation is accelerated because FLAT+subs+sort+sopt incurs a smaller footprint in main memory and so, a higher cache hit ratio.

In view of the above, we consider only the FLAT+subs+sort+sopt version for the rest of the text, simply denoting it as FLAT+.

4 HIERARCHICAL INDEXING

If the indexed interval collection S includes a large number of long intervals, FLAT+ will have high storage requirements (even with the storage optimization), due to excessive replication. In this section, we propose a Hierarchical index for INtervals (HINT), in which the number of interval replications is bounded, but the search performance is not compromised. In a nutshell, HINT is a hierarchy of FLAT+ indices; each interval is guaranteed to be assigned to at most two partitions per level. Hence, long intervals are assigned to a relatively small number of partitions in HINT. Our range query evaluation algorithm over HINT (i) uses bitwise operations to determine the relevant partitions per level and (ii) is expected to conduct comparisons on very few partitions.

4.1 A comparison-free version of HINT

We first describe a version of HINT, which is appropriate in the case of a *discrete* and *relatively small* domain D . Specifically, assume that the domain D wherefrom the endpoints of intervals in S take value is $[0, 2^m - 1]$, where m is not very large (e.g., $m \leq 20$). We can define a regular hierarchical decomposition of the domain into partitions, where at each level ℓ from 0 to m , there are 2^ℓ partitions, denoted by array $P_{\ell,0}, \dots, P_{\ell,2^\ell-1}$. Figure 5 illustrates the hierarchical domain partitioning for $m = 4$.

Next, we assign each interval $s \in S$ to the *smallest set of partitions* which collectively define s . It is not hard to show that s will be assigned to at most two partitions per level. For example, in Figure 5, interval $[5, 9]$ is assigned to one partition at level $\ell = 4$ and two partitions at level $\ell = 3$. The assignment of each interval to the

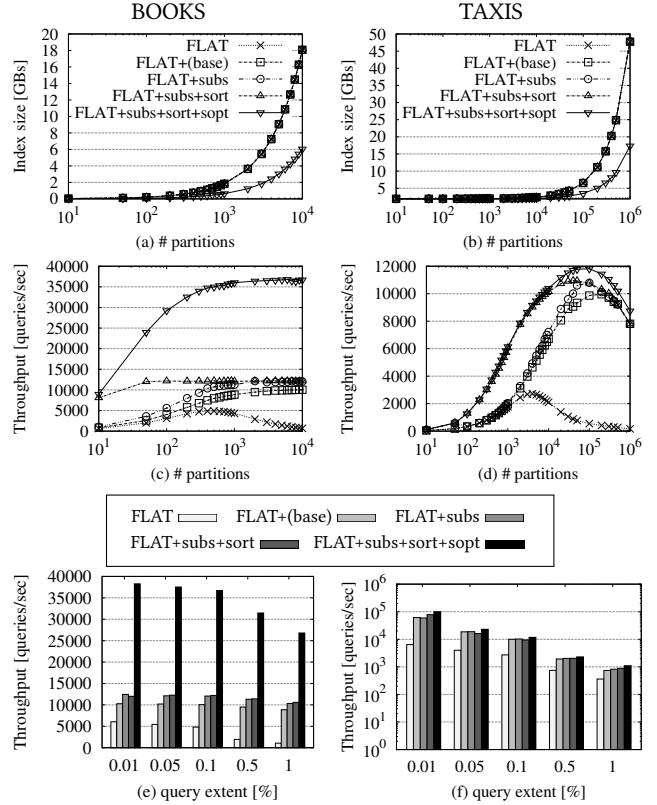


Figure 4: Comparing FLAT variants

ALGORITHM 1: Assignment of an interval to partitions

Input : HINT index \mathcal{H} , interval s
Output : updated \mathcal{H} after indexing s

- 1 $a \leftarrow s.st; b \leftarrow s.end;$ ▷ set masks to s endpoints
- 2 $\ell \leftarrow m;$ ▷ start at the bottom-most level
- 3 **while** $\ell \geq 0$ **and** $a \leq b$ **do**
- 4 **if** last bit of a is 1 **then**
- 5 **add** s to $\mathcal{H}.P_{\ell,a};$ ▷ update partition
- 6 $a \leftarrow a + 1;$
- 7 **if** last bit of b is 0 **then**
- 8 **add** s to $\mathcal{H}.P_{\ell,b};$ ▷ update partition
- 9 $b \leftarrow b - 1;$
- 10 $a \leftarrow a \div 2; b \leftarrow b \div 2;$ ▷ cut-off last bit
- 11 $\ell \leftarrow \ell - 1;$ ▷ repeat for previous level

partitions can be done using Algorithm 1. In a nutshell, for interval $[a, b]$, starting from the bottom-most level ℓ , if the last bit of a (resp. b) is 1 (resp. 0), we assign the interval to partition $P_{\ell,a}$ (resp. $P_{\ell,b}$) and increase a (resp. decrease b) by one. We then update a and b by cutting-off their last bits (i.e., integer division by 2, or bitwise right-shift). If, at the next level, $a > b$, we terminate.

4.1.1 Range queries. A range query q can be evaluated by finding at each level the partitions that overlap with q . Specifically, the partitions that overlap with the query interval q at level ℓ are

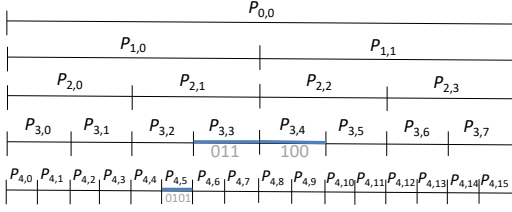


Figure 5: Hierarchical partitioning and assignment of [5, 9]

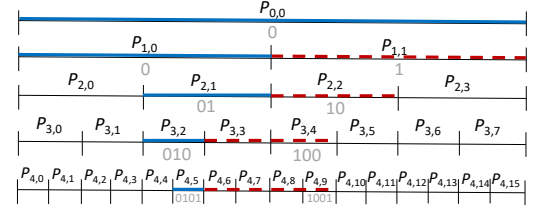


Figure 6: Accessed partitions for range query [5, 9]

ALGORITHM 2: Range query algorithm on HINT

Input : HINT index \mathcal{H} , query interval q
Output : set \mathcal{R} of all intervals that overlap with q

- 1 $\mathcal{R} \leftarrow \emptyset$;
- 2 **foreach** level ℓ in \mathcal{H} **do**
- 3 $p \leftarrow \text{prefix}(\ell, q.st)$;
- 4 $\mathcal{R} \leftarrow \mathcal{R} \cup \{s.id \mid s \in \mathcal{H}.P_{\ell,p}^O \cup \mathcal{H}.P_{\ell,p}^R\}$
- 5 **while** $p < \text{prefix}(\ell, q.end)$ **do**
- 6 **set** $p \leftarrow p + 1$;
- 7 $\mathcal{R} \leftarrow \mathcal{R} \cup \{s.id \mid s \in \mathcal{H}.P_{\ell,p}^O\}$

8 **return** \mathcal{R} ;

partitions $P_{\ell, \text{prefix}(\ell, q.st)}$ to $P_{\ell, \text{prefix}(\ell, q.end)}$, where $\text{prefix}(k, x)$ denotes the k -bit prefix of integer x . All intervals in these partitions are guaranteed to overlap with q and intervals in none of these partitions cannot overlap q . However, the same data interval s may exist in multiple partitions (of the same or different levels); Hence, direct reporting of all these intervals would produce duplicate results.

To avoid producing and eliminating duplicates, we divide the intervals in each partition $P_{\ell,i}$ to originals $P_{\ell,i}^O$ and replicas $P_{\ell,i}^R$, as we have proposed in Section 3.2 for the FLAT+ index. Given a range query q , at each level ℓ of the index, we report all intervals in the first partition $P_{\ell,f}$ that overlaps with q ; for all other partitions $P_{\ell,i}$, $i > f$, which overlap with q , we report all intervals in $P_{\ell,i}^O$ and ignore $P_{\ell,i}^R$. This guarantees that no result is missed and no duplicates are produced. The reason is that each interval s will appear as original in just one partition, hence, reporting only originals cannot produce any duplicates. At the same time, all replicas $P_{\ell,f}^R$ in the first partitions per level ℓ that overlap with q begin *before* q and overlap with q , so they should be reported. On the other hand, replicas $P_{\ell,i}^R$ in subsequent partitions ($i > f$) that overlap with q contain intervals which are either originals in a previous partition $P_{\ell,j}$, $j < i$ or replicas in $P_{\ell,f}^R$, hence, they can safely be skipped. Finally, the partitions that overlap with q at each level ℓ are partitions $P_{\ell,f}$ to $P_{\ell,l}$, where f (resp. l) is the ℓ -bit prefix of $q.st$ (resp. $q.end$). Algorithm 2 describes the range query algorithm using HINT.

For example, consider the hierarchical partitioning of Figure 6 and a query interval $q = [5, 9]$. The binary representations of $q.st$ and $q.end$ are 0101 and 1001, respectively. The partitions that overlap with q at each level are shown in bold (blue) and dashed (red) lines and can be determined by the corresponding prefixes of 0101 and 1001. At each level ℓ , *all* intervals in the first partitions $P_{\ell,f}$ (bold/blue) are reported and *only* the original intervals in the subsequent partitions (dashed/red) are reported.

Discussion. The version of the HINT index described above finds all range query results, without conducting any comparisons. This means that in each partition $P_{\ell,i}$, we just have to keep the ids of the intervals that are assigned to $P_{\ell,i}$ (i.e., we do not have to store/replicate the interval endpoints). In addition, the relevant partitions at each level are computed by bit-shifting operations which are fast. To use HINT for arbitrary integer domains, we should first normalize all interval endpoints by subtracting the minimum endpoint, in order to convert them to values in a $[0, 2^m - 1]$ domain (the same transformation should be applied on the queries).

4.2 Indexing arbitrary intervals

The version of HINT in Section 4.1 is not appropriate for arbitrary intervals, as it requires the domain to be discrete and relatively small. We now present a generalized version of HINT, denoted by HINT^m , which can be used for intervals in arbitrary domains. HINT^m uses a hierarchical domain partitioning with $m + 1$ levels, based on a $[0, 2^m - 1]$ domain D ; each raw interval endpoint is *mapped* to a value in D , by linear rescaling. The mapping function $f(\mathbb{R} \rightarrow D)$ is $f(x) = \lfloor \frac{x - \min(x)}{\max(x) - \min(x)} \cdot (2^m - 1) \rfloor$, where $\min(x)$ and $\max(x)$ are the minimum and maximum interval endpoints in the dataset S , respectively. Hence, each raw interval $[s.st, s.end]$ is mapped to interval $[f(s.st), f(s.end)]$. The interval is then assigned to at most two partitions per level in HINT^m , using its mapped endpoints and Algorithm 1.

For the ease of presentation, we will assume that the raw interval endpoints take values in $[0, 2^{m'} - 1]$, where $m' > m$, which means that the mapping function f simply outputs the m most significant bits of its input. As an example, assume that $m = 4$ and $m' = 6$. Interval $[21, 38]$ ($= [010101b, 100110b]$) is mapped to interval $[5, 9]$ ($= [0101b, 1001b]$) and assigned to partitions $P_{4,5}$, $P_{3,3}$, and $P_{3,4}$, as shown in Figure 5.

In contrast to HINT, the set of partitions whereto an interval s is assigned in HINT^m does not define s , but the smallest interval in the $[0, 2^m - 1]$ domain D , which *covers* s . Hence, for a range query q , simply reporting all intervals in the relevant partitions at each level (as in Algorithm 2) would produce false hits. Instead, as in FLAT indices, comparisons to the query endpoints may be required for the first and the last partition at each level that overlap with q . Specifically, we consider each level of HINT^m as a FLAT+ index to evaluate range queries. At each level, we apply the partition subdivisions and all the sorting/storage optimizations described in Section 3.2 to form the HINT^m index.

4.2.1 Query evaluation using HINT^m . A straightforward range query evaluation algorithm would perform comparisons in the

first and the last partition at each level (by accessing the relevant subpartitions), according to Section 3.2.1. Specifically, we can apply Algorithm 2, to go through the partitions at each level ℓ that overlap with q and (i) for the first partition $P_{\ell,f}$, verify whether $s.end \geq q.st$ for each interval $s \in P_{\ell,f}$, (ii) for the last partition $P_{\ell,l}$, verify whether $s.st \leq q.end$ for each interval $s \in P_{\ell,l}$. For each partition $P_{\ell,i}$ between $P_{\ell,f}$ and $P_{\ell,l}$, we report all $s \in P_{\ell,i}^O$ without any comparison. As an example, consider the HINT^m index and the range query interval q shown in Figure 7. The identifiers of the relevant partitions to q are shown in the figure (and also some indicative intervals that are assigned to these partitions). At level $m = 4$, we have to perform comparisons for all intervals in the first relevant partitions $P_{4,5}$. In partitions $P_{4,6}, \dots, P_{4,8}$, we just report the originals in them as results, while in partition $P_{4,9}$ we compare the start points of all originals with q , before we can confirm whether they are results or not. At level $m = 3$, the relevant partitions are $\{P_{3,2}, P_{3,3}, P_{3,4}\}$ and we perform comparisons in $P_{3,2}$ and $P_{3,4}$.

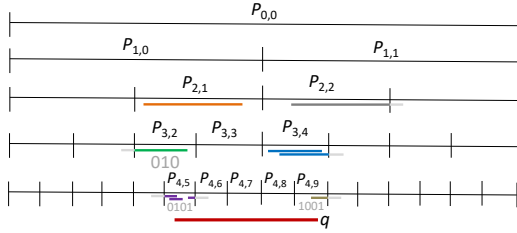


Figure 7: Avoiding redundant comparisons in HINT

It turns out, however, that the algorithm described above may perform *redundant comparisons*, as in certain levels, it is not necessary to do comparisons at the first and/or the last partition. For instance, in the previous example, we do not have to perform comparisons for partition $P_{3,4}$, because any interval assigned to $P_{3,4}$ should overlap with $P_{4,8}$ and the interval spanned by $P_{4,8}$ is covered by q . This means that the start point of all intervals in $P_{3,4}$ is guaranteed to be before $q.end$ (which is inside $P_{4,9}$). In addition, observe that for any relevant partition which is the last partition at an upper level and covers $P_{3,4}$ (i.e., partitions $\{P_{2,2}, P_{1,1}, P_{0,0}\}$), we do not have to conduct the $s.st \leq q.end$ tests because intervals in these partitions are guaranteed to start before $P_{4,9}$. On the other hand, for $P_{3,2}$, we do have to conduct comparisons because $P_{3,2}$ starts before the first relevant partition at level 4, i.e., $P_{4,5}$. Finally, for the first relevant partition $P_{2,2}$ at level 2 and the first relevant partition at any level above 2, we do not have to perform comparisons. This observation is formalized by the lemma below:

LEMMA 4. *Given a range query q , if the first (resp. last) relevant partition at level ℓ ($\ell < m$) starts at the same point as the first (resp. last) relevant partition at level $\ell + 1$, then for all first (resp. last) partitions at levels $l \leq \ell$, we do not have to compare their intervals s to q with respect to their $s.end$ (resp. $s.st$), as these intervals are guaranteed to pass the $s.end \geq q.st$ (resp. $s.st \leq q.end$) test.*

The next question is if there exists a fast way to verify the condition of Lemma 4. The answer is yes. If the last bit of the index f (resp. l) of the first (resp. last) partition $P_{\ell,f}$ (resp. $P_{\ell,l}$) relevant to the query at level ℓ is 0 (resp. 1), then this means that the first

(resp. last) partition at level $\ell - 1$ above satisfies the condition. For example, in Figure 7, examine the first relevant partition $P_{4,5}$ at level 4. The last bit of $f = 5$ is not 0, which means that the first partition $P_{3,2}$ at level 3 does not satisfy the condition. On the other hand, consider the last relevant partition $P_{4,9}$ at level 4. The last bit of $l = 9$ is 1; hence, the last partition $P_{3,4}$ at level 3 satisfies the condition and we do not have to perform comparisons in the last partitions at level 3 and above. When we consider the first partition $P_{3,2}$ at level 3, we repeat the bit-testing to find out that the last bit of $f = 2$ this time is 0, meaning that for the first partitions at level 2 and above, no comparisons are needed.

Algorithm 3 is a pseudocode for the range query algorithm on HINT^m. Although, for simplicity, we present the algorithm assuming only the basic division of each partition $P_{\ell,i}$ to $P_{\ell,i}^O$ and $P_{\ell,i}^R$, in practice, each $P_{\ell,i}$ is divided to $P_{\ell,i}^{Oin}$, $P_{\ell,i}^{Oaft}$, $P_{\ell,i}^{Rin}$, $P_{\ell,i}^{Raft}$, according to Section 3.2.1 and the optimizations described in Sections 3.2.2 and 3.2.3 are applied. The algorithm accesses all levels of the index, bottom-up. It uses two auxiliary flag variables *compfirst* and *complast* to mark whether it is necessary to perform comparisons at the current level (and all levels above it) at the first and the last partition, respectively, according to the discussion in the previous paragraph. At each level ℓ , we find the indices of the relevant partitions to the query, based on the ℓ -prefixes of $q.st$ and $q.end$ (Line 4). For the first position $f = prefix(q, st)$, the partitions holding originals and replicas $P_{\ell,f}^O$ and $P_{\ell,f}^R$ are accessed. The algorithm first checks whether $f = l$, i.e., the first and the last partitions coincide. In this case, if *compfirst* and *complast* are set, then we perform all comparisons according to Section 3.2.1 (paragraph *Range queries that overlap with a single partition*). If only *compfirst* (resp. *complast*) is set, then we only conduct $s.st \leq q.end$ (resp. $s.end \geq q.st$) comparisons. If neither *compfirst* nor *complast* is set, no comparisons are necessary. If $f \neq l$, we do or skip comparisons for the first partition, depending on *compfirst*. For all partitions after the first one, we only consider the $P_{\ell,f}^O$ subdivisions and the only case where we have to conduct comparisons is when we are at the last partition and *complast* is set.

4.2.2 Analysis. We now analyze the cost of HINT^m in terms of (i) the number of partitions for which comparisons are necessary and (ii) the overall number of intervals, which have to be compared with q in order to determine whether they are results.

At the last level of the index m , we definitely have to do comparisons in the first and the last partition (which are typically different). At level $m - 1$, for each of the first and last partitions, we have a 50% chance to avoid comparisons. Hence, the expected number of partitions for which we have to perform comparisons at level $m - 1$ is 1. Similarly, at level $m - 2$ each of the remaining first/last partitions have a 50% chance to avoid comparisons. Overall, for the worst-case conditions, where m is large and q is long-lived, the expected number of partitions, for which we need to perform comparisons is $2 + 1 + 0.5 + 0.25 + \dots = 4$.

More importantly, the number of intervals which are compared to q is the same as the number of intervals compared to q in a FLAT+ index which has the same partitions as the bottom-most level m of HINT^m. This is because, in both cases, the only intervals s that are compared are those for which $s.end$ is covered by the m -level

ALGORITHM 3: Range query algorithm on HINT^m

```

Input      : HINTm index  $\mathcal{H}$ , query interval  $q$ 
Output    : set  $\mathcal{R}$  of intervals that overlap with  $q$ 
1 compfirst  $\leftarrow$  TRUE; complast  $\leftarrow$  TRUE;
2  $\mathcal{R} \leftarrow \emptyset$ ;
3 for  $\ell = m$  to 0 do                                 $\triangleright$  bottom-up
4    $f \leftarrow \text{prefix}(\ell, q.st)$ ;  $l \leftarrow \text{prefix}(\ell, q.end)$ ;
5   for  $i = f$  to  $l$  do
6     if  $i = f$  then                                 $\triangleright$  first overlapping partition
7       if  $i = l$  and compfirst and complast then
8          $\triangleright$  Lemma 3
9          $\mathcal{R} \leftarrow \mathcal{R} \cup \{s.id \mid s \in \mathcal{H}.P_{\ell,i}^O, q.st \leq$ 
10           $s.end \wedge s.st \leq q.end\}$ ;
11         $\mathcal{R} \leftarrow \mathcal{R} \cup \{s.id \mid s \in \mathcal{H}.P_{\ell,i}^R, q.st \leq s.end\}$ ;
12      else if  $i = l$  and complast then
13         $\mathcal{R} \leftarrow \mathcal{R} \cup \{s.id \mid s \in \mathcal{H}.P_{\ell,i}^O, s.st \leq q.end\}$ ;
14         $\mathcal{R} \leftarrow \mathcal{R} \cup \{s.id \mid s \in \mathcal{H}.P_{\ell,i}^R\}$ ;
15      else if compfirst then                         $\triangleright$  Lemma 1
16         $\mathcal{R} \leftarrow \mathcal{R} \cup \{s.id \mid s \in \mathcal{H}.P_{\ell,i}^O \cup \mathcal{H}.P_{\ell,i}^R, q.st \leq$ 
17           $s.end\}$ ;
18      else
19         $\mathcal{R} \leftarrow \mathcal{R} \cup \{s.id \mid s \in \mathcal{H}.P_{\ell,i}^O \cup \mathcal{H}.P_{\ell,i}^R\}$ ;
20      else if  $i = l$  and complast then             $\triangleright$  last partition,
21        Lemma 2
22         $\mathcal{R} \leftarrow \mathcal{R} \cup \{s.id \mid s \in \mathcal{H}.P_{\ell,i}^O, s.st \leq q.end\}$ ;
23      else  $\triangleright$  in-between or last, without comparisons
24         $\mathcal{R} \leftarrow \mathcal{R} \cup \{s.id \mid s \in \mathcal{H}.P_{\ell,i}^O\}$ ;
25 if  $f \bmod 2 = 0$  then                                 $\triangleright$  last bit is of  $f$  0
26    $\text{compfirst} \leftarrow \text{FALSE}$ ;
27 if  $l \bmod 2 = 1$  then                                 $\triangleright$  last bit is of  $l$  1
28    $\text{complast} \leftarrow \text{FALSE}$ ;
29 return  $\mathcal{R}$ ;

```

partition that includes $q.st$ or $s.st$ is covered by the m -level partition that includes $q.end$.

Overall, HINT^m is expected to have the same search performance as a FLAT+ index having 2^m regular partitions. On the other hand, HINT^m is expected to have lower space requirements, as each interval is assigned to at most two partitions per level; in particular the space complexity of HINT^m is $O(mn)$. On the other hand, each interval can be assigned to all partitions of FLAT+ in the worst case, i.e., the space complexity of FLAT+ is $O(2^m n)$.

4.3 Optimizations

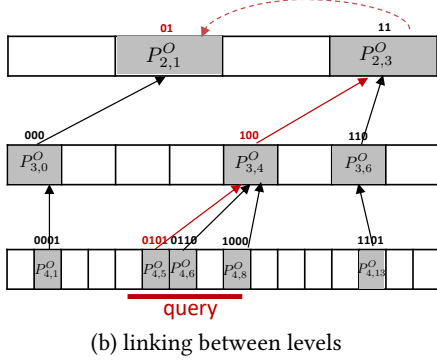
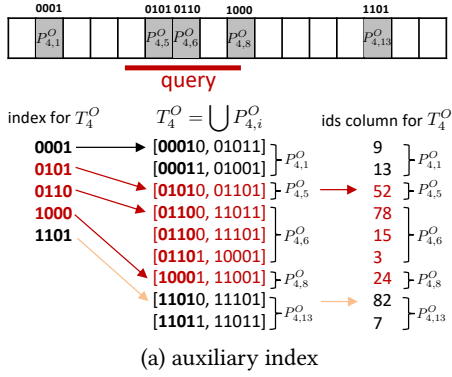
In this section, we discuss implementation techniques, which improve the performance of HINT and HINT^m. First, we show how to handle very sparse or skewed data at each level. Another (orthogonal) optimization is decoupling the storage of the interval ids with the storage of interval endpoints in each (sub-)partition.

4.3.1 Handling data skew and sparsity. Data skew and sparsity may cause many partitions to be empty, especially at the lowest levels of HINT (i.e., large values of ℓ). At these levels, there could be many empty partitions. Recall that a query accesses a sequence

of multiple $P_{\ell,i}^O$ partitions at each level ℓ . Since the intervals are physically distributed in the partitions, this results into the unnecessary accessing of empty partitions and may cause cache misses. We propose a storage organization where all $P_{\ell,i}^O$ divisions at the same level ℓ are merged into a single table T_ℓ^O and an auxiliary index is used to find each non-empty division. The auxiliary index locates the first non-empty partition, which is greater than or equal to the ℓ -prefix of $q.st$ (i.e., via binary search or a binary search tree). From thereon, the nonempty partitions which overlap with the query interval are accessed sequentially and distinguished with the help of the auxiliary index. Hence, the contents of the relevant $P_{\ell,i}^O$'s to each query are always accessed sequentially. Figure 8(a) shows an example at level $\ell = 4$ of HINT^m. From the total $2^\ell = 16$ P^O partitions at that level, only five are nonempty (shown in grey at the top of the figure): $P_{4,1}^O, P_{4,5}^O, P_{4,6}^O, P_{4,8}^O, P_{4,13}^O$. All nine intervals in them (sorted by start point) are unified in a single table T_4^O as shown at bottom of the figure (the binary representations of the interval endpoints are shown). At the moment, ignore the ids column for T_4^O shown at the right of the figure. The sparse index for T_4^O has one entry per nonempty partition pointing to the first interval in it. For the query shown in the example, the index is used to find the first nonempty partition $P_{4,5}^O$, for which the id is greater than or equal to the 4-bit prefix 0100 of $q.st$. All relevant non-empty partitions $P_{4,5}^O, P_{4,6}^O, P_{4,8}^O$ are accessed sequentially from T_4^O , until the position of the first interval of $P_{4,13}^O$.

Searching for the first partition $P_{\ell,f}^O$ that overlaps with q at each level can be quite expensive if the nonempty partitions are numerous. To alleviate this issue, we suggest adding to the auxiliary index, a link from each partition $P_{\ell,i}^O$ to the partition $P_{\ell-1,j}^O$ at the level above, such that j is the smallest number greater than or equal to $i \div 2$, for which partition $P_{\ell-1,j}^O$ is not empty. Hence, instead of performing binary search at level $\ell - 1$, we use the link from the first partition $P_{\ell,f}^O$ relevant to the query at level ℓ and (if necessary) apply a linear search backwards starting from the pointed partition $P_{\ell-1,j}^O$ to identify the first non-empty partition $P_{\ell-1,f}^O$ that overlaps with q . Figure 8(b) shows an example, where each nonempty partition at level ℓ is linked with the first nonempty partition with greater than or equal prefix at the level $\ell - 1$ above. Given the query q of the example, we use the auxiliary index to find the first nonempty partition $P_{4,5}^O$ which overlaps with q and also sequentially access $P_{4,6}^O$ and $P_{4,8}^O$. Then, we follow the pointer from $P_{4,5}^O$ to $P_{3,4}^O$ to find the first nonempty partition at level 3, which overlaps with q . We repeat this and get partition $P_{2,3}^O$ at level 2, which however is not guaranteed to be the first one that may overlap with q , so we go backwards and reach $P_{2,3}^O$.

4.3.2 Reducing cache misses. At most levels of HINT^m, no comparisons are conducted and the only operations are processing the interval ids which qualify the query. In addition, even for the levels ℓ where comparisons are required, these are only restricted to the first and the last partitions $P_{\ell,f}^O$ and $P_{\ell,l}^O$ that overlap with q and no comparisons are needed for the partitions that are in-between. Summing up, when accessing any (sub-)partition for which no comparison is required, we do not need to access any information about


Figure 8: Storage and indexing optimizations

the intervals, except for their ids. Hence, in our implementation, for each (sub-)partition, we store the ids of all intervals in it in a dedicated array (the *ids column*) and the interval endpoints (wherever necessary) in a different array. If we need the id of an interval that qualifies a comparison, we can access the corresponding position of the *ids column*. This storage organization greatly improves search performance by reducing the cache misses, because for the intervals that do not require comparisons, we only access their ids and not their interval endpoints. This optimization is orthogonal to and applied in combination with the strategy discussed in Section 4.3.1, i.e., we store all P^O divisions at each level ℓ in a single table T_ℓ^O , which is decomposed to a column that stores the ids and another table for the endpoint data of the intervals. An example of the *ids column* is shown in Figure 8(a). If, for a sequence of partitions at a level, we do not have to perform any comparisons, we just access the sequence of the interval ids that are part of the answer, which is implied by the position of the first such partition (obtained via the auxiliary index). In this example, all intervals in $P_{4,5}^O$ and $P_{4,6}^O$ are guaranteed to be query results without any comparisons and they can be sequentially accessed from the *ids column* without having to access the endpoints of the intervals. The auxiliary index guides the search by identifying and distinguishing between partitions for which comparisons should be conducted (e.g., $P_{4,8}^O$) and those for which comparisons are not necessary.

5 EXPERIMENTAL ANALYSIS

In this section, we evaluate the performance of the indices proposed in this paper with previous work on indexing intervals for range

Table 3: Characteristics of real datasets

	BOOKS	WEBKIT	TAXIS	GREEND
Cardinality	2,312,602	2,347,346	172,668,003	110,115,441
Domain (sec)	31,507,200	461,829,284	31,768,287	283,356,410
Min duration (sec)	1	1	1	1
Max duration (sec)	31,406,400	461,815,512	2,148,385	59,468,008
Avg. duration (sec)	2,201,320	33,206,300	758	15
Avg. duration [%]	6.98	7.19	0.0024	0.000005

queries. Specifically, the comparison includes our optimized single-level index presented in Section 3.2 and evaluated in Section 3.3, i.e., variant FLAT+subs+sort+sopt, which is denoted by FLAT+. We also include our hierarchical indices HINT and HINT^m, detailed in Sections 4.1 and 4.2, respectively. We compare our methods against three baseline approaches. The first one is an implementation of the interval tree [14] (code from [15]); this is the best data structure in terms of worst-case performance. The second competitor is the period index [3], which is the state-of-the-art index for range (and duration) queries. We implemented both adaptive and non adaptive variants of the period index, but we kept the adaptive version as it was performing best (as also shown in [3]). The third competitor is FLAT, which is the basic version of a single-level index, described in Section 3.1 (used also as a competitor in [3] under the name ‘Grid’). All algorithms were implemented in C++ and compiled using gcc (v4.8.5) with flags -O3, -mavx and -march=native. The experiments were conducted on a machine with 384 GBs of RAM and a dual Intel(R) Xeon(R) CPU E5-2630 v4 clocked at 2.20GHz running CentOS Linux 8.2.2004.

5.1 Data and queries

For our experiments, we used four real collections of time intervals, which have also been used in previous work [5, 7, 8, 12, 26]. Their characteristics are summarized in Table 3. BOOKS [5] contains the time intervals during which books were lent out by Aarhus public libraries in 2013 (<https://www.odaa.dk>). WEBKIT [5, 6, 12] records the file history in the git repository of the Webkit project from 2001 to 2016 (<https://webkit.org>); the intervals indicate the periods during which a file did not change. TAXIS [7] includes the time periods of taxi trips (pick-up and drop-off timestamps) from New York City (<https://www1.nyc.gov/site/tlc/index.page>) in 2013. GREEND [8, 23] records time periods of power usage data from households in Austria and Italy from January 2010 to October 2014. BOOKS and WEBKIT contain around 2M intervals each, which are quite long on average. On the other hand, TAXIS and GREEND contain over 100M relatively short intervals.

We also generated synthetic collections of intervals, in order to simulate different cases for the lengths and the skewness of the input intervals. Table 4 shows the values of the parameters that determine the synthetic datasets and their default values. The domain of the datasets ranges from 32M to 512M, which requires index level parameter m to range from 25 to 29 for a comparison-free HINT. The cardinality ranges from 1M to 100M. The lengths of the intervals were generated using numpy’s `random.zipf(α)` function. They follow a zipfian distribution according to the $p(x) = \frac{x^{-\alpha}}{\zeta(\alpha)}$ probability density function, where ζ is the Riemann Zeta function.

Table 4: Parameters of synthetic datasets

parameter	values (default in bold)
Domain length	32M, 64M, 128M , 256M, 512M
Cardinality	1M, 5M, 10M , 50M, 100M
α (interval length)	1.01, 1.1, 1.2 , 1.4, 1.8
σ (interval position)	10K, 100K, 1M , 5M, 10M

Table 5: HINT: impact of the skewness & sparsity optimization (Section 4.3.1), default parameters

dataset	throughput [queries/sec]		index size [MBs]	
	original	optimized	original	optimized
BOOKS	12098	36173	3282	273
WEBKIT	947	39000	49439	337
TAXIS	2931	31027	10093	7733
GREEND	648	47038	57667	10131

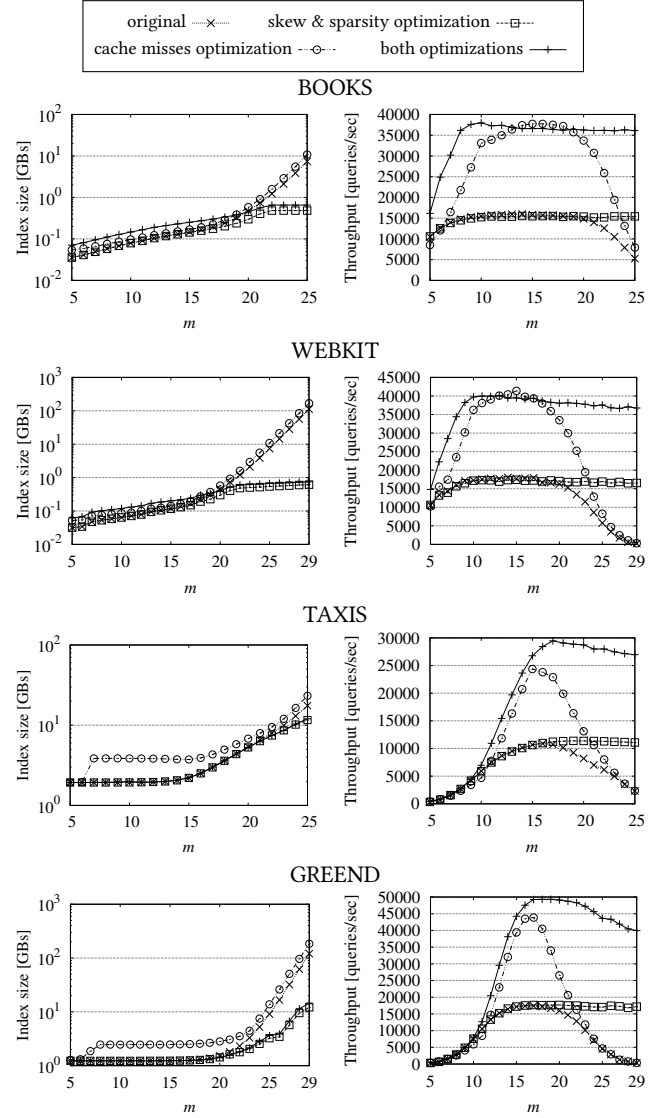
A small value of α results in most intervals being relatively long, while a large value results in the great majority of intervals having length 1. The positions of the *middle points* of the intervals are generated from a normal distribution centered at the middle point μ of the domain. Hence, the middle point of each interval is generated by calling `numpy's random.normalvariate(μ , σ)`. The greater the value of σ the more spread the intervals are in the domain.

On the real datasets, we ran range queries which are uniformly distributed in the domain. On the synthetic datasets, the positions of the queries follow the distribution of the data. In both cases, the lengths of the query intervals were fixed to a percentage of the domain size (default 0.1%). At each experimental instance, we ran 10K random queries, in order to measure the overall throughput.

5.2 Impact of Optimizations

In the first experiment, we test the effect of the optimization techniques presented in Section 4.3 to the performance of HINT and HINT^m. Since the comparison-free version of HINT (Section 4.1) just stores interval ids, the *cache misses* optimization described in Section 4.3.2 is not applicable, so we just test the effect of the *handling data skew & sparsity* optimization (Sec. 4.3.1) in Table 5. Observe that the optimization has a great effect in both the throughput and the size of the index on all four real datasets, as empty partitions are effectively excluded from query evaluation and from the indexing process.

Figure 9 shows the effect of either or both of these optimizations on the performance of HINT^m for different values of m (i.e., the number of index levels used). Observe that for all values of m , the version of HINT^m which uses both optimizations is superior than all other versions. As expected, the *skew & sparsity* optimization helps to reduce the space requirements of the index when m is large, because there are many empty partitions in this case at the bottom levels of the index. At the same time, the *cache misses* optimization helps in reducing the number of cache misses in all cases where no comparisons are needed. Overall, the optimized version of HINT^m converges to its best performance at a relatively small value of m , where the space requirements of the index are relatively low, especially on the BOOKS and WEBKIT datasets which contain long-lived intervals. On the other hand, as we have seen in the

**Figure 9: HINT^m: impact of optimizations (Section 4.3)**

experiments of Section 3.3, FLAT+ needs a relatively large number of partitions to achieve its best performance (especially for BOOKS and WEBKIT).

Table 6 shows the best values for the number of partitions p of FLAT+ and the number of levels m of HINT^m, i.e., the smallest values for which the indices converge to their best throughputs. In addition, for these values, the table shows the *replication factor* of the indices, i.e., the average number of partitions in which each interval is stored as a replica. A larger number implies larger storage requirements. Observe that the replication factor of FLAT+ is very high for BOOKS and WEBKIT because these datasets contain long intervals, whereas the factor of HINT^m is relatively low, because long intervals are stored in at most two partitions per level. On the other hand, for TAXIS and GREEND replication is low for both FLAT+ and HINT^m, because the intervals are very short. Finally, the

Table 6: Statistics in FLAT+ and HINT^m

	BOOKS	WEBKIT	TAXIS	GREEND
best p (FLAT+)	6000	10000	100000	50000
repl. factor (FLAT+)	419.1	718.9	2.38	0.0025
best m (HINT ^m)	10	13	17	17
repl. factor (HINT ^m)	4.13	5.07	1.14	0.0013
avg. comp. part. (HINT ^m)	3.226	3.538	3.856	2.937

Table 7: Comparing index size [MBs]

index	BOOKS	WEBKIT	TAXIS	GREEND
Interval tree	97	115	3125	2241
Period index	210	217	2278	1262
FLAT	949	604	2165	1264
FLAT+	3725	6466	3564	1270
HINT	273	337	7733	10131
HINT ^m	150	174	3079	1283

last line of the table (*avg. comp. part.*) shows the average number of HINT^m partitions for which comparisons have to be applied. All numbers are below 4, which is consistent with our expectation (see the analysis in Section 4.2.2). In practice, this means that the performance of HINT^m is very close to the performance of the comparison-free HINT.

5.3 Index performance comparison

In this section, we compare the optimized versions of HINT, HINT^m and FLAT+ with the three competitors: interval tree, period index, and FLAT. We start with our tests on the real datasets. For each dataset, the best value for p (number of partitions) and m (number of index levels) is used for FLAT+ and HINT^m, respectively, as shown in Table 6. Figure 10 compares the query throughputs of all methods on queries of various lengths (as a percentage of the domain size), whereas Table 7 shows the sizes of each index in memory and Table 8 shows the construction cost of each index. The first set of bars in each plot correspond to *stabbing queries*, i.e., range queries of length 0. Observe that HINT and HINT^m outperform the competition across the board and they are one order of magnitude faster compared to the competitors. FLAT+ achieves very good performance as well. In fact for very short queries, FLAT+ may outperform HINT and HINT^m, as in these cases the query range is usually completely contained inside a single FLAT+ partition. On the other hand, FLAT+ requires significantly more space for datasets with long intervals (BOOKS and WEBKIT) (see Table 6).

HINT^m is overall the best index as it achieves the performance of HINT, requiring less space, confirming the findings of our analysis in Section 4.2.2. As shown in Table 7, HINT always has higher space requirements than HINT^m; even up to an order of magnitude higher in case of GREEND. What is more, since HINT^m offers the option to control the occupied space in memory by appropriately setting the m parameter, it can handle scenarios with space limitations. HINT is marginally better than HINT^m only on datasets with short intervals (TAXIS and GREEND) and only for selective queries. In these cases, the intervals are stored at the lowest levels of the hierarchy where HINT^m typically needs to conduct comparisons to identify results, but HINT applies comparison-free retrieval.

Table 8: Comparing index time [sec]

index	BOOKS	WEBKIT	TAXIS	GREEND
Interval tree	0.249647	0.333642	47.1913	26.8279
Period index	1.14919	1.35353	76.9302	46.3992
FLAT	1.26315	0.952408	4.02325	2.23768
FLAT+	22.334614	47.882271	32.965872	6.041567
HINT	1.70093	11.7671	49.589	36.5143
HINT ^m	1.15779	1.15857	39.4318	8.39652

The next set of experiments are on synthetic datasets. In each experiment, we fix all but one parameters (domain length, cardinality, α , σ , query extent) to their default values and varied one (see Table 4). The parameters p and m of FLAT+ and HINT^m were tuned to their best values on each dataset (as we did for the case of real datasets). Figure 11 reports the results, which follow a similar trend to the tests on the real datasets. HINT and HINT^m are always significantly faster than the competition, followed by FLAT+ in all cases. Different to the case of the real datasets, FLAT is steadily outperformed by both the interval tree and the period index. Essentially, the uniform partitioning of the domain employed by FLAT cannot cope with the skewness of the synthetic datasets; in contrast, despite using the same partitioning FLAT+ is boosted by the subdivisions and the optimizations discussed in Section 3, while HINT and HINT^m use a much finer partitioning. As expected the domain size, the dataset cardinality and the query extent have a negative impact on the performance of all indices. Essentially, increasing the domain length under a fixed query extent, affects the performance similar to increasing the query extent, i.e., the queries become longer and less selective, including more results. Further, the querying cost grows linearly with the dataset size because the number of query results are proportional to it. On the other hand, as α grows, the intervals become smaller, so the query performance improves. Similarly, by increasing σ the intervals become more widespread, which means that the queries are expected to retrieve fewer results, and the query cost drops accordingly.

5.4 Overlap Interval Joins

In the last experiment, we investigate the applicability of our indices to the evaluation of overlap interval joins, where the objective is to find, in two joined datasets R and S , all pairs of intervals (r, s) , $r \in R, s \in S$, such that r overlaps with s . The rationale is that if the outer dataset R is very small compared to the inner dataset S , an index already available for the inner dataset can be used to evaluate fast the join in an indexed-nested-loops fashion. Hence, we show how FLAT+, HINT and HINT^m constructed for each of the four real datasets can be used to evaluate joins where the outer relation is a random sample of the same dataset. As part of the join process, we sort the outer dataset R in order to achieve better cache locality between consecutive probes to the inner dataset S . As a competitor, we used the state-of-the-art interval join algorithm [7], which sorts both join inputs and applies a specialized sweeping algorithm. Figure 12 shows the results for various sizes $|R|$ of the outer dataset R . The results confirm our expectation. For small sizes of $|R|$, our indices outperform the algorithm of [7]. On the TAXIS dataset, in particular, HINT loses to [7] only when $|R|/|S| \geq 50\%$.

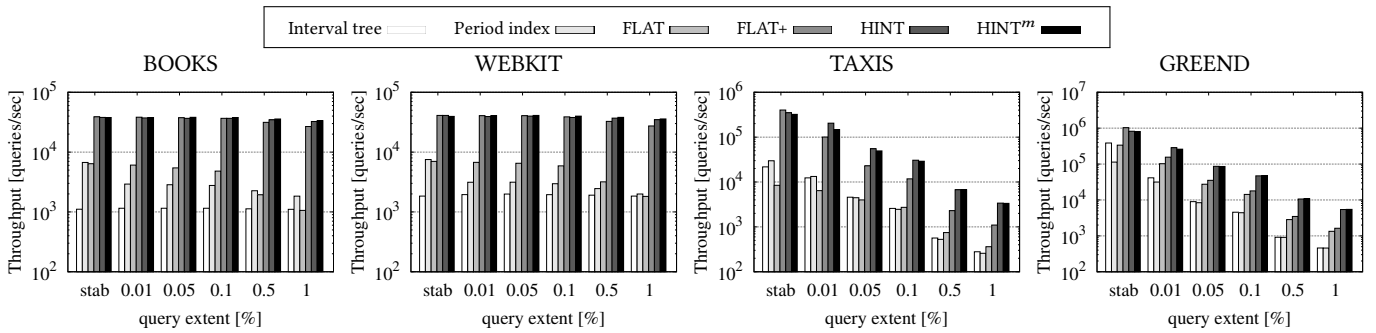


Figure 10: Comparing throughputs, real datasets

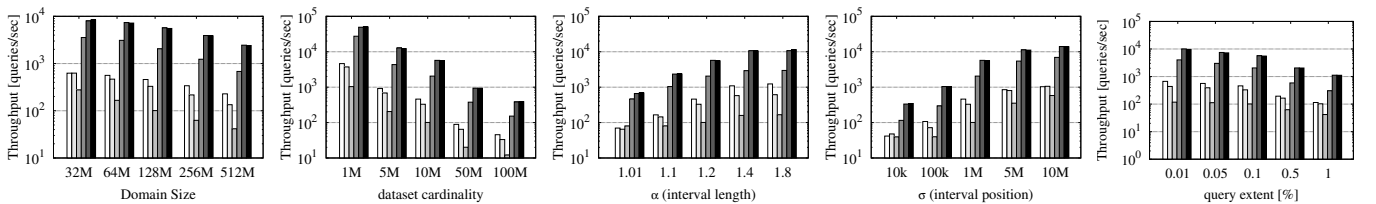


Figure 11: Comparing throughputs, synthetic datasets

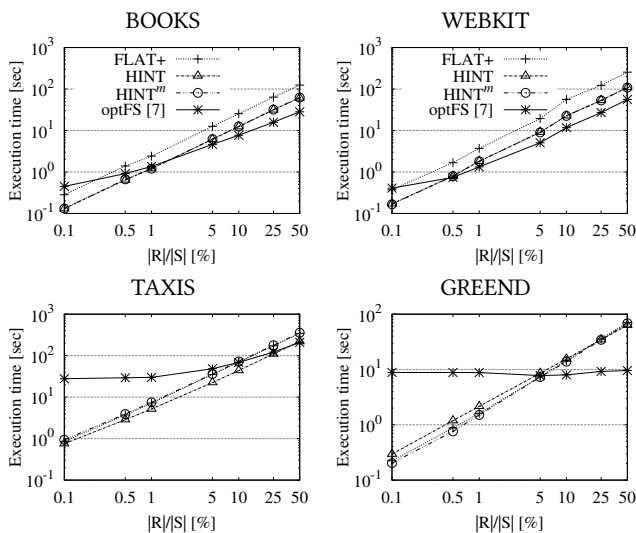


Figure 12: Interval overlap joins

6 CONCLUSIONS AND FUTURE WORK

In this paper we studied thoroughly the problem of indexing large collections of intervals in main memory, with a focus on range queries. We first proposed a set of partitioning and storage optimization techniques for a single-level indexing approach, based on domain splitting. Then, we proposed a hierarchical index (HINT), which has lower space complexity, without compromising the search performance. For small and discrete domains, comparisons are avoided overall by HINT. Our experimental evaluation on real and synthetic datasets shows that the proposed indexing methods

outperform previous work by one order of magnitude in a wide variety of interval data and query distributions.

There are several directions for future work. First, we plan to study the performance of our indices on more specific queries, based on Allen’s relationships between intervals (e.g., find all intervals that are *covered* by the query interval). Second, we plan to investigate extensions of our indices that could support queries that combine temporal selections and selections on additional object attributes (e.g., find all people employed during February 2021, whose wages were at least \$5000), or the duration of intervals [3]. Third, we plan to further study the usability and performance of our indices for other search operations in temporal databases [17], like temporal aggregation [30]. Fourth, since query processing at each partition is totally independent from other partitions, query evaluation using our indices is directly parallelizable; we plan to investigate effective parallelization techniques and data parallelism. Finally, one important direction is the support of efficient construction and incremental updates on our indices. If the intervals are time (validity) periods, append-only updates seem to be easy to support and so do append-front, delete-tail updates (sliding window data). Ad-hoc updates can also be accommodated if partitions are stored and managed independently to each other.

REFERENCES

- [1] James F. Allen. 1981. An Interval-Based Representation of Temporal Knowledge. In *IJCAI*. 221–226.
- [2] Bruno Becker, Stephan Gschwind, Thomas Ohler, Bernhard Seeger, and Peter Widmayer. 1996. An Asymptotically Optimal Multiversion B-Tree. *VLDB J.* 5, 4 (1996), 264–275.
- [3] Andreas Behrend, Anton Dignös, Johann Gamper, Philip Schmiegelt, Hannes Voigt, Matthias Rottmann, and Karsten Kahl. 2019. Period Index: A Learned 2D Hash Index for Range and Duration Queries. In *SSTD*. 100–109.
- [4] Michael H. Böhlen, Anton Dignös, Johann Gamper, and Christian S. Jensen. 2017. Temporal Data Management - An Overview. In *eBISS*. 51–83.

- [5] Panagiotis Bours and Nikos Mamoulis. 2017. A Forward Scan based Plane Sweep Algorithm for Parallel Interval Joins. *PVLDB* 10, 11 (2017), 1346–1357.
- [6] Panagiotis Bours and Nikos Mamoulis. 2018. Interval Count Semi-Joins. In *EDBT*. 425–428.
- [7] Panagiotis Bours, Nikos Mamoulis, Dimitrios Tsitsigkos, and Manolis Terrovitis. 2021. In-Memory Interval Joins. *VLDB J.* (2021).
- [8] Francesco Cafagna and Michael H. Böhlen. 2017. Disjoint interval partitioning. *VLDB J.* 26, 3 (2017), 447–466.
- [9] Melisachew Wudage Chekol, Giuseppe Pirrò, and Heiner Stuckenschmidt. 2019. Fast Interval Joins for Temporal SPARQL Queries. In *WWW*. 1148–1154.
- [10] Nilesh N. Dalvi and Dan Suciu. 2004. Efficient Query Evaluation on Probabilistic Databases. In *VLDB*. 864–875.
- [11] Mark de Berg, Otfried Cheong, Marc J. van Kreveld, and Mark H. Overmars. 2008. *Computational geometry: algorithms and applications, 3rd Edition*. Springer.
- [12] Anton Dignös, Michael H. Böhlen, and Johann Gamper. 2014. Overlap interval partition join. In *SIGMOD*. 1459–1470.
- [13] Jens-Peter Dittrich and Bernhard Seeger. 2000. Data Redundancy and Duplicate Detection in Spatial Join Processing. In *ICDE*. 535–546.
- [14] Herbert Edelsbrunner. 1980. *Dynamic Rectangle Intersection Searching*. Technical Report 47. Institute for Information Processing, Technical University of Graz, Austria.
- [15] Erik Garrison. [n.d.]. A minimal C++ interval tree implementation. <https://github.com/ekg/intervaltree>.
- [16] Himawan Gunadhi and Arie Segev. 1991. Query Processing Algorithms for Temporal Intersection Joins. In *ICDE*. 336–344.
- [17] Martin Kaufmann, Peter M. Fischer, Norman May, Andreas Tonder, and Donald Kossmann. 2013. TPC-BiH: A Benchmark for Bitemporal Databases. In *TPCTC*. 16–31.
- [18] Martin Kaufmann, Amin Amiri Manjili, Panagiotis Vagenas, Peter M. Fischer, Donald Kossmann, Franz Färber, and Norman May. 2013. Timeline index: a unified data structure for processing queries on temporal data in SAP HANA. In *SIGMOD*. 1173–1184.
- [19] Nick Kline and Richard T. Snodgrass. 1995. Computing Temporal Aggregates. In *ICDE*. 222–231.
- [20] Hans-Peter Kriegel, Marco Pötke, and Thomas Seidl. 2000. Managing Intervals Efficiently in Object-Relational Databases. In *VLDB*. 407–418.
- [21] David B. Lomet, Mingsheng Hong, Rimma V. Nehme, and Rui Zhang. 2008. Transaction time indexing with version compression. *Proc. VLDB Endow.* 1, 1 (2008), 870–881.
- [22] Jun-Ki Min, Myung-Jae Park, and Chin-Wan Chung. 2003. XPRESS: A Queriable Compression for XML Data. In *SIGMOD*. 122–133.
- [23] Andrea Monacchi, Dominik Egarter, Wilfried Elmenreich, Salvatore D’Alessandro, and Andrea M. Tonello. 2014. GREEND: An energy consumption dataset of households in Italy and Austria. In *SmartGridComm*. 511–516.
- [24] Bongki Moon, Inés Fernando Vega López, and Vijaykumar Immanuel. 2003. Efficient Algorithms for Large-Scale Temporal Aggregation. *TKDE* 15, 3 (2003), 744–759.
- [25] Danila Piatov and Sven Helmer. 2017. Sweeping-Based Temporal Aggregation. In *SSTD*. 125–144.
- [26] Danila Piatov, Sven Helmer, and Anton Dignös. 2016. An interval join optimized for modern hardware. In *ICDE*. 1098–1109.
- [27] Betty Salzberg and Vassilis J. Tsotras. 1999. Comparison of Access Methods for Time-Evolving Data. *ACM Comput. Surv.* 31, 2 (1999), 158–221.
- [28] Pierangela Samarati and Latanya Sweeney. 1998. Generalizing Data to Provide Anonymity when Disclosing Information (Abstract). In *PODS*. 188.
- [29] Richard T. Snodgrass and Ilsoo Ahn. 1986. Temporal Databases. *Computer* 19, 9 (1986), 35–42.
- [30] Donghui Zhang, Alexander Markowetz, Vassilis J. Tsotras, Dimitrios Gunopulos, and Bernhard Seeger. 2001. Efficient Computation of Temporal Aggregates with Range Predicates. In *PODS*.
- [31] Kaijie Zhu, George H. L. Fletcher, Nikolay Yakovets, Odysseas Papapetrou, and Yuqing Wu. 2019. Scalable temporal clique enumeration. In *SSTD*. 120–129.