

Token Labeling: Training an 85.4% Top-1 Accuracy Vision Transformer with 56M Parameters on ImageNet

Zihang Jiang^{1*} Qibin Hou¹ Li Yuan¹ Daquan Zhou¹ Xiaojie Jin² Anran Wang² Jiashi Feng¹

¹National University of Singapore ²ByteDance

{jzh0103, andrewhou, ylustcnus, zhoudaquan21, xjjin0731}@gmail.com

anran.wang@bytedance.com, elefjia@nus.edu.sg

Abstract

This paper provides a strong baseline for vision transformers on the ImageNet classification task. While recent vision transformers have demonstrated promising results in ImageNet classification, their performance still lags behind powerful convolutional neural networks (CNNs) with approximately the same model size. In this work, instead of describing a novel transformer architecture, we explore the potential of vision transformers in ImageNet classification by developing a bag of training techniques. We show that by slightly tuning the structure of vision transformers and introducing token labeling—a new training objective, our models are able to achieve better results than the CNN counterparts and other transformer-based classification models with similar amount of training parameters and computations. Taking a vision transformer with 26M learnable parameters as an example, we can achieve an 84.4% Top-1 accuracy on ImageNet. When the model size is scaled up to 56M/150M, the result can be further increased to 85.4%/86.2% without extra data. We hope this study could provide researchers with useful techniques to train powerful vision transformers. Our code and all the training details will be made publicly available at <https://github.com/zihangJiang/TokenLabeling>.

1. Introduction

Transformers, originally designed for the machine translation task [35], have achieved great performance for almost all natural language processing (NLP) tasks over the past years [3, 13, 22]. Motivated by the success of transforms on the NLP tasks, very recently, many researchers attempt to build pure or hybrid transformer models for vision tasks and show the potential of transformer based models for image classification [14, 42, 32, 36, 23, 5]. However, as interpreted in [14], purely transformer-based models need to

Table 1. Comparison with CaiT [33]. Our model exploits less training techniques, model size, and computations but achieve identical result to CaiT.

Settings	LV-ViT (Ours)	CaiT [33]
Transformer Blocks	20	36
#Head in Self-attention	8	12
MLP Expansion Ratio	3	4
Embedding Dimension	512	384
Stochastic Depth [19]	0.2 (Linear)	0.2 (Fixed)
Rand Augmentation [9]	✓	✓
CutMix Augmentation [44]		✓
MixUp Augmentation [47]		✓
LayerScaling [33]		✓
Class Attention [33]		✓
Knowledge Distillation		✓
Enhanced Residuals (Ours)	✓	
MixToken (Ours)	✓	
Token Labeling (Ours)	✓	
Test Resolution	384×384	384×384
Model Size	56M	69M
Computations	42B	48B
Training Epoch	300	400
ImageNet Top-1 Acc.	85.4	85.4

pretrain on very large datasets (e.g., ImageNet-22k) with tens of millions of training images to achieve a decent performance. Later, DeiT [32] and T2T-ViT [42] demonstrate that by exploiting proper data augmentation policies, it is possible to train a vision transformer achieving nearly 80% Top-1 accuracy on ImageNet with 22M learnable parameters using only 1.2M ImageNet training data [12]. This success delivers a promising way to help vision transformers to surpass the canonical convolutional neural networks [27, 16, 31], which have dominated ImageNet classification for years.

Inspired by DeiT [32] and T2T-ViT [42], in this paper, we are also interested in investigating the potential of vision transformers in ImageNet classification relying on pure

*Work done as an intern at ByteDance AI Lab.

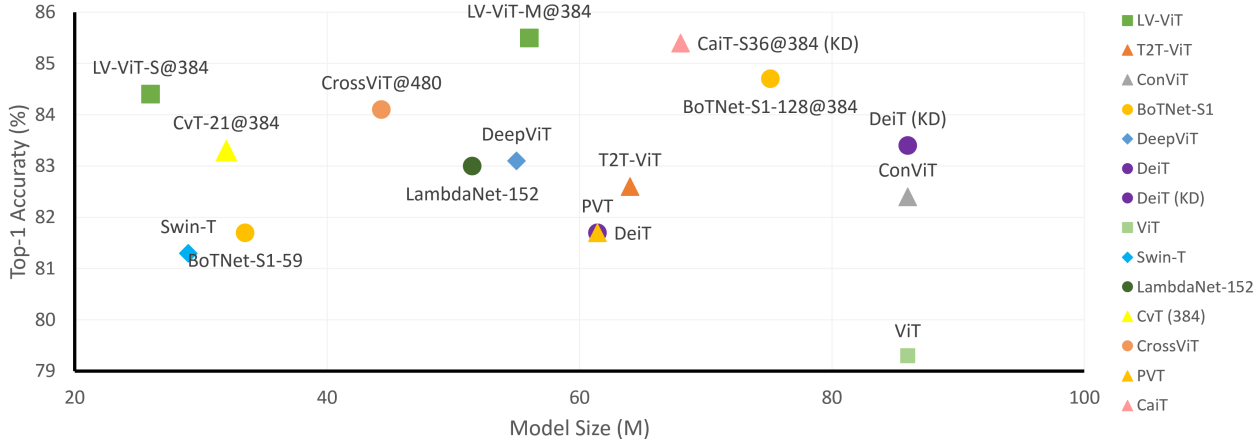


Figure 1. Comparison between the proposed LV-ViT and other recent works based on transformers. Note that we only show models whose model sizes are under 100M. As can be seen, our LV-ViT achieves the best results using the least amount of learnable parameters. The default test resolution is 224×224 unless clearly shown after @.

ImageNet-1k data. Our goal is to provide the vision community a strong baseline for vision transformers without changing the transformer structures. To achieve this, we first rethink the way of performing patch embedding and propose to explicitly introduce inductive bias as done in [42]. Furthermore, besides connecting a linear layer to the class token for score prediction, we present a *token labeling objective loss* by taking a K -dimensional score map as supervision to densely supervise all the tokens except the class one, where K is the number of categories for the target dataset. The K -dimensional score map can be easily generated by exploiting the relabeling strategy as described in [45]. In addition, we also provide practical advice on adjusting the vision transformer structures.

Based on the aforementioned training strategies and objectives, we present an improved version of vision transformer, termed LV-ViT. As shown in Figure 1, our LV-ViT with 56M parameters performs better than most of the transformer-based models having no more than 100M parameters. We can also see from Table 1 that using less training techniques, model size, and computations, our LV-ViT achieves better result than the recent state-of-the-art CaiT model [33]. We hope this paper could be regarded as an instructional work to provide researchers or engineers a strong baseline for training vision transformers.

2. Related Work

Transformers [35] refer to the models that entirely rely on the self-attention mechanism to building global dependencies, which are originally designed for natural language processing tasks. Due to the strong capability of capturing spatial information, transformers have been successfully applied into a variety of vision problems, including low-level vision tasks, such as image enhancement [6, 41], as well as

more challenging tasks, such as image classification [7, 14], object detection [4, 10, 53, 49], segmentation [6, 30, 37] and image generation [25]. Some work also extend transformers for video and 3D point cloud processing [46, 48, 52]. As the goal of this paper is to introduce a bag of training techniques for ViTs, in what follows, we briefly give a review of transformer models that are closely related to this work.

Among the recent vision transformers, Vision Transformer (ViT) is one of the earlier attempts that achieve state-of-the-art performance on ImageNet classification using pure transformers as basic building blocks. However, ViTs need pre-training on very large datasets, such as ImageNet-22k and JFT-300M, and huge computation resources to achieve comparable performance to ResNet [16] with similar model size trained on ImageNet. Later, DeiT [32] manages to tackle the data-inefficiency problem by simply adjusting the network architecture and adding an additional token along with the class token for Knowledge Distillation [18, 43] to improve model performance.

Some recent work [42, 5, 39, 15] also attempt to introduce the local dependency into vision transformers by modifying the patch embedding block or the transformer block or both, leading to significant performance gains. For example, Tokens-to-Token ViT [42] presents a T2T module to progressively aggregate the information of the input image to tokens. CvT [39] proposes a convolutional token embedding layer for patch embedding as well as a convolutional projection for self-attention layer to extract local information. Transformer in Transformer [15] designs a TNT block to replace the original transformer block for better modeling both patch-level and pixel-level representations. ConViT [11] uses a gated positional self-attention as a substitution for the self-attention to deal with low-level local information. Moreover, there are also some work [36, 17, 23] adopting the pyramid structure to reduce the overall compu-

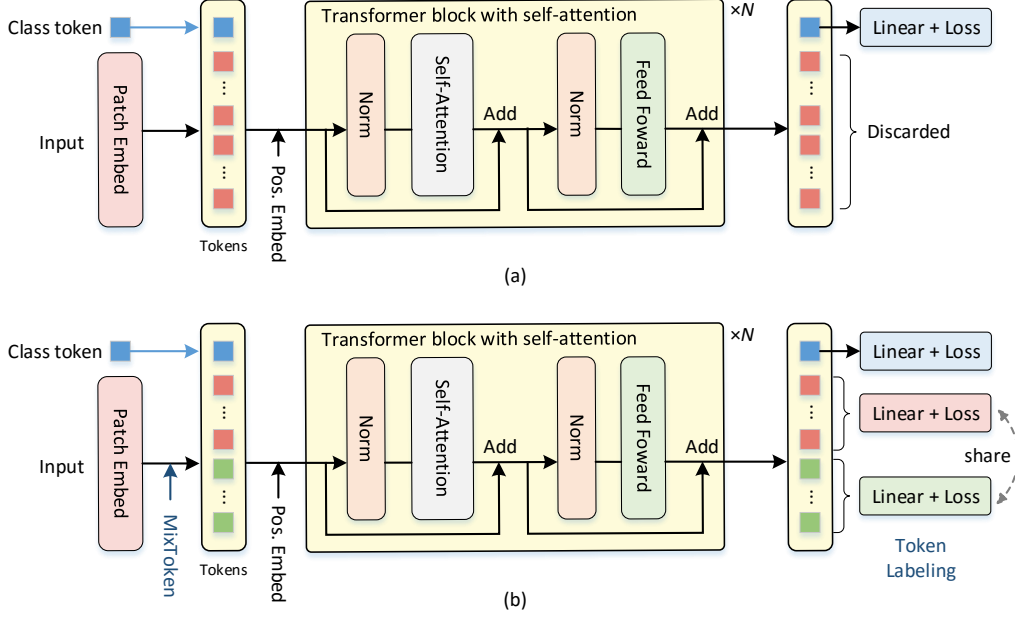


Figure 2. Training pipeline comparison between the original vision transformer (a) and the proposed approach (b). After patch embedding, a MixToken method is introduced to mix the tokens from two different images. A token labeling objective is also added along with the original classification loss.

tations to maintain the ability to capture low-level features.

Unlike most of the aforementioned work that target at designing new transformer blocks or transformer architectures, we aim to describe a bag of interesting training techniques to improve the performance of vision transformers without changing the architecture. We demonstrate that by adding the proposed techniques to the training recipe of vision transformers, we can achieve strong baselines for transformer models at multiple different model size levels.

3. A Bag of Training Techniques for ViT

In this section, we first briefly review the structure of the vision transformer and then describe how to improve vision transformers by introducing a bag of training techniques.

3.1. Vision Transformer

A typical vision transformer [14] includes five primary components: patch embedding, position encoding, multi-head self-attention, feed-forward layers, and a score prediction layer. Both multi-head self-attention and feed-forward comprise a typical transformer block. In what follows, we briefly describe the functionality of these components.

Patch Embedding: In a vision transformer, the fixed-size input image is first decomposed into a sequence of small patches, each of which is with a predefined size, say 16×16 . For example, when the input resolution is set to 224×224 , there would be $14 \times 14 = 196$ small patches. Each patch is then projected with a linear layer that maps its overall

dimension $3 \times 16 \times 16 = 768$ to a feature vector, or called a token. All these tokens concatenated with a class token for classification score prediction will be sent into a transformer backbone for feature encoding.

Positional Encoding: Due to the permutation invariant propriety of transformers, an additional learnable positional encoding is often added to the input token embeddings to couple each patch with positional information. This is proven to be necessary and aid the model to better learn the visual structures. Empirically, either fixed sinusoidal positional encoding [35] or learnable encoding can be used as they result in similar classification performance.

Multi-Head Self-Attention: Multi-head self-attention, is introduced in [35], aiming at building long-range dependencies globally. Given an input tensor $X \in \mathbb{R}^{n,d}$, the multi-head self-attention applies linear transformations on X and embeds them to the key K , query Q and value V , respectively. Suppose there are H self-attention heads. The key, query and value embeddings are uniformly split into H segments $Q_i, K_i, V_i \in \mathbb{R}^{n,d_h}, \{i = 1, 2, \dots, H\}$ along channel dimension, where d_h is the dimension of each head which satisfies $d_h \times H = d$. The attention module gives outputs in the form:

$$\text{Attention}(X, i) = \text{Softmax} \left(\frac{Q_i^\top K_i}{\sqrt{d_h}} \right) V_i. \quad (1)$$

The outputs of all heads are then again concatenated along the channel dimension and a linear projection is finally ap-

plied to produce the final output as follows:

$$\text{SA}(X) = \text{Proj}(\text{Concat}_{i=1}^H(\text{Attention}(X, i))). \quad (2)$$

Feed-Forward: As described in [35], the feed-forward layer consists of two linear layers with a non-linear activation function, which can be denoted as:

$$\text{FF}(X) = W_2(\text{Activation}(W_1 X + b_1)) + b_2, \quad (3)$$

where W_1 and W_2 are learnable weights and b_1 and b_2 are learnable biases.

3.2. Training Techniques

In this subsection, we introduce a bag of simple yet effective techniques to improve vision transformers, which will be specifically described in the following.

Network depth: It is known that increasing the depth of networks can help improve the generalization ability as well as the capacity of models [16, 31]. We investigate how network depth influences the performance of vision transformers by gradually increasing the depth of the baseline vision transformers. As adding more transformer blocks would inevitably introduce more model parameters, we also decrease the hidden dimension size of the feed-forward layer, which we found has nearly no negative effect on the model performance.

Explicit inductive bias: Vision transformers aim at global information aggregation via self-attention and do not introduce inductive bias explicitly as in CNNs. Nevertheless, as demonstrated in DeepVit [51], even without explicit inductive bias, the lower transformer blocks can still learn it implicitly. However, a multi-head self-attention layer is much more expensive than a simple convolutional layer in computation. Moreover, it is pointed out in [42] that the tokenization operation in patch embedding fails to capture the low-level and local structures, such as edges and lines, leading to low sample efficiency while training. Taking these into account, we propose to directly add more convolutional layers to enhance the capability of the patch embedding module to explicitly introduce inductive bias. In addition, to gather information from a larger receptive field, we also use convolutions with a smaller stride to provide an overlapped information for each nearby tokens. More settings can be found in our experiment section.

Rethinking residual connection: Denoting layer normalization as LN, we can rewrite the forward pass of a transformer block as follows:

$$\begin{aligned} X &\leftarrow X + \text{SA}(\text{LN}(X)) \\ X &\leftarrow X + \text{FF}(\text{LN}(X)) \end{aligned} \quad (4)$$

We can interpret going through multiple transformer blocks as gradually adding information gathered from other tokens

and modifying the input. Original transformers use a ratio of 1 to add the modification to the input while we propose to use a smaller ratio α to re-scale the residual feature values:

$$\begin{aligned} X &\leftarrow X + \alpha \text{SA}(\text{LN}(X)) \\ X &\leftarrow X + \alpha \text{FF}(\text{LN}(X)) \end{aligned} \quad (5)$$

This can help enhance the residual connection since less information will go to the residual branch. It is also found in [21, 20] that adjusting the scaling factor of residual connection can improve the generalization ability of the model and we extend it to the case of vision transformer.

Re-labeling: At the training phase, random crop is often used as a data augmentation method. However, as pointed out in [45], although ImageNet [12] is a single-label benchmark, the label is not always accurate after cropping as many images in ImageNet include multiple objects and the objects with the ground-truth label may not remain in the cropped image. This problem can be worse when training images with smaller size in that the cropped image may be a much smaller region of the original image. To handle this situation, we apply the re-labeling strategy [45] on the training set and re-assign each image a K -dimensional score map where $K = 1000$ for our target ImageNet-1k dataset to get more accurate label while training. Unlike knowledge distillation which needs a teacher model to generate supervision labels online, the re-labeling technique is a cheap operation that can be viewed as a preprocessing step. During training, we only need to calculate the label for the random cropped image from the K -dimensional dense score map. Thus, we can easily improve the quality of the label with negligible additional computations. More details can be found in [45].

Token Labeling: It is quite common to add a special [cls] token used for classification to transformer based models since it can better gather the global information from all tokens. However, previous works, such as [8], suggest that defining training objects among all tokens can help to improve the sample efficiency while training. Meanwhile, based on the dense score map provided by the re-labeling technique, we can further use it to assign each patch as well as its corresponding token an individual label. We call this operation *token labeling*. Specifically, we propose to add a token labeling loss function, which leverages the dense score map for each training image and uses the cross entropy loss between each token and the corresponding label in the dense score map as an auxiliary loss at the training phase. Denote the output of the vision transformer as $[X^{cls}, X^1, \dots, X^N]$, the K -dimensional score map as $[y^1, \dots, y^N]$, and the label for the whole image as y^{cls} . Then, the auxiliary token labeling loss is defined as:

$$L_{aux} = \frac{1}{N} \sum_{i=1}^N H(X^i, y^i) \quad (6)$$




Figure 3. Comparison between CutMix [44] (Left) and our proposed MixToken (Right). CutMix is operated on the input images. This results in patches containing regions from the mixed two images (see the patches enclosed by red bounding boxes). Differently, MixToken targets at mixing tokens after patch embedding. This enables each token after patch embedding to have clean content as shown in the right part of this figure. The detailed advantage of MixToken can be found in Sec. 3.2 and Sec. 4.2.

where H is the cross entropy loss. Therefore, the total loss function can be written as:

$$L_{total} = H(X^{cls}, y^{cls}) + \beta L_{aux}, \quad (7)$$

where β is a hyper-parameter to balance the two terms. In our experiment, we empirically set it to 0.5.

MixToken: While training vision transformer, previous studies [32, 42] have shown that augmentation methods, like MixUp [47] and CutMix [44], can boost the performance and improve the robustness of the models. However, vision transformers rely on patch based tokenization to map each input image to a sequence of tokens and our token labeling strategy also operates on patch based token labels. If we apply CutMix directly on the raw image, some of the resulting patches may contain content from two images, leading to mixed regions within a small patch as shown in Figure 3. When performing token labeling, it is difficult to assign each output token a clean and correct label. Taking this situation into account, we rethink the CutMix augmentation method and present MixToken, which can be viewed as an modified version of CutMix operating on the tokens after patch embedding as illustrated in the right part of Figure 3.

To be specific, for two images denoted as I_1, I_2 and their corresponding token labels $Y_1 = [y_1^1, \dots, y_1^N]$ as well as $Y_2 = [y_2^1, \dots, y_2^N]$, we first feed the two images into the patch embedding module to tokenize each image as a sequence of tokens, resulting in $T_1 = [t_1^1, \dots, t_1^N]$ and $T_2 = [t_2^1, \dots, t_2^N]$. Then, we produce a new sequence of tokens by applying MixToken using a binary mask M as

Table 2. Default hyper-parameters for our experiments. Note that we do not use the MixUp augmentation method when re-labeling and token labeling are used.

Supervision	Standard	Re-labeling	Token labeling
Epoch	300	300	300
Batch size	1024	1024	1024
LR	$1e-3 \cdot \frac{\text{batch_size}}{1024}$	$1e-3 \cdot \frac{\text{batch_size}}{1024}$	$1e-3 \cdot \frac{\text{batch_size}}{640}$
LR decay	cosine	cosine	cosine
Weight decay	0.05	0.05	0.05
Warmup epochs	5	5	5
Dropout	0	0	0
Stoch. Depth	0.1	0.1	0.1
MixUp alpha	0.8	-	-
Erasing prob.	0.25	0.25	0.25
RandAug	9/0.5	9/0.5	9/0.5

follows:

$$\hat{T} = T_1 \odot M + T_2 \odot (1 - M), \quad (8)$$

where \odot is element-wise multiplication. We use the same way to generate the mask M as in [44]. For the corresponding label, we also mix them using the same mask M :

$$\hat{Y} = Y_1 \odot M + Y_2 \odot (1 - M). \quad (9)$$

The label for the [cls] token can be written as:

$$\hat{y}^{cls} = \bar{M} y_1^{cls} + (1 - \bar{M}) y_2^{cls}, \quad (10)$$

where \bar{M} is the average of all element values of M .

4. Experiments

In this section, we first describe the experiment setup and the default setting of hyper-parameters. Then, we give an in-depth study of the training techniques proposed in this paper and conduct ablation analysis to evaluate the effectiveness of each training techniques. Finally, we compare our proposed LV-ViT with previous methods.

4.1. Experiment Setup

We evaluate our training techniques to improve vision transformers for image classification on ImageNet [12]. All experiments are built and conducted upon PyTorch [26] and the timm [38] library. We follow the standard training schedule and train our models on the ImageNet dataset for 300 epochs. Besides normal augmentations like CutOut [50] and RandAug [9], we also explore the effect of applying MixUp [47] and CutMix [44] together with our training techniques. Empirically, we found that using MixUp together with relabeling or token labeling brings no benefit to the performance and would even degrade the models' generalization ability. Thus, we do not apply it for these two settings in our experiments.

Table 3. Ablation path from the DeiT-Small [32] baseline to our LV-ViT-S. All experiments expect for larger input resolution can be finished within 3 days using a single server node with 8 V100 GPUs. Clearly, with only 26M learnable parameters, the performance can be boosted from 79.9 to 84.4 (+4.5) using the proposed training techniques.

Training techniques	#Param.	Top-1 Acc. (%)
Baseline (DeiT-Small [32])	22M	79.9
+ More transformers (12 \rightarrow 16)	28M	81.2 (+1.2)
+ Less MLP expansion ratio (4 \rightarrow 3)	25M	81.1 (+1.1)
+ More convs for patch embedding	26M	82.2 (+2.3)
+ Enhanced residual connection	26M	82.4 (+2.5)
+ Re-labeling	26M	82.8 (+2.9)
+ Token labeling	26M	83.3 (+3.4)
+ Input resolution (224 \rightarrow 384)	26M	84.4 (+4.5)

For optimization, by default, we use the AdamW optimizer [24] with a linear learning rate scaling strategy $lr = 10^{-3} \times \frac{\text{batch_size}}{1024}$ and 5×10^{-2} weight decay rate. While training with token labeling, we found that using a slightly larger learning rate strategy of $lr = 10^{-3} \times \frac{\text{batch_size}}{640}$ gives better performance. For Dropout regularization, we observe that for small models, using dropout hurts the performance. This was also observed in a few other works related to training vision transformers [32, 33, 42]. As a result, we do not apply Dropout [29] and use Stochastic Depth [19] instead. More details on hyper-parameters are presented in Table 2.

4.2. Training Technique Analysis

We present a summary of our proposed techniques to improve vision transformer models in Table 3. We take the DeiT-Small [32] model as our baseline and show the performance increment as more training techniques are added. In this subsection, we will ablate each proposed training technique and evaluate the effectiveness of them.

Explicit inductive bias for patch embedding: Ablation analysis of patch embedding is presented in Table 4. The baseline is set to the same as the setting as presented in the third row of Table 3. Clearly, by adding more convolutional layers and narrow the kernel size in the patch embedding, we can see a consistent increase in the performance comparing to the original single-layer patch embedding. However, when further increasing the number of convolutional layer in patch embedding to 6, we do not observe any performance gain. This indicates that using 4-layer convolutions in patch embedding is enough. Meanwhile, if we use a larger stride to reduce the size of the feature map, we can largely reduce the computation cost, but the performance also drops. Thus, we only apply a convolution of stride 2 and kernel size 7 at the beginning of the patch embedding module, followed by two convolutional layers with stride 1 and kernel size 3. The feature map is finally tokenized to

Table 4. Ablation on patch embedding. Baseline is set as 16 layer ViT with embedding size 384 and MLP expansion ratio of 3. All convolution layers except the last block have 64 filters. #Convs indicate the total number of convolution for patch embedding, while the kernel size and stride correspond to each layer are shown as a list in the table.

#Convs	Kernel size	Stride	Params	Top-1 Acc. (%)
1	[16]	[16]	25M	81.1
2	[7,8]	[2,8]	25M	81.4
3	[7,3,8]	[2,2,4]	25M	81.4
3	[7,3,8]	[2,1,8]	26M	81.9
4	[7,3,3,8]	[2,1,1,8]	26M	82.2
4	[7,3,3,8]	[2,2,1,4]	26M	81.5
6	[7,3,3,3,3,8]	[2,1,1,1,1,8]	26M	82.2

Table 5. Ablation on enhancing residual connection by applying a scaling factor. Baseline is a 16-layer vision transformer with 4-layer convolutional patch embedding. Here, function F represents either self-attention (SA) or feed forward (FF).

Forward Function	#Parameters	Top-1 Acc. (%)
$X \leftarrow X + F(X)$	26M	82.2
$X \leftarrow X + F(X)/2$	26M	82.4
$X \leftarrow X + F(X)/3$	26M	82.4

a sequence of tokens using a convolutional layer of stride 8 and kernel size 8 (see the fifth line in Table 4).

Enhanced residual connection: We found that introducing a residual scaling factor can also bring benefit as shown in Table 5. We found that using smaller scaling factor can lead to better performance and faster convergence. Part of the reason is that the weight can get larger gradients with the applied small scaling factor. In the meantime, more information can be preserved in the main branch, leading to less information loss and better performance.

Re-labeling: We use the NFNet-F6 [2] trained on ImageNet with an 86.5% Top-1 accuracy as the machine annotator to re-label the ImageNet dataset and obtain the 1000-dimensional score map for each image for training. The re-labeling procedure is similar to [45], but we limit our experiment setting by training all models from scratch on ImageNet without extra data support, such as JFT-300M and ImageNet-22K. This is different from the original Re-labeling paper [45], in which the Efficient-L2 model pre-trained on JFT-300M is used. The input resolution for NFNet-F6 is 576×576 , and the dimension of the corresponding output score map for each image is $L \in \mathbb{R}^{18 \times 18 \times 1000}$. In practice, we only store the top-5 score maps for each position in half precision to save space as storing the entire score map for all the images will result in 2TB of storage. In our experiment, we only need 10GB storage to store all the score maps. As shown in Table 3,

Table 7. Ablation on different widely-used data augmentations. We empirically found that our proposed MixToken performs even better than the combination of MixUp and CutMix in vision transformers.

MixToken	MixUp	CutOut	RandAug	Top-1 Acc. (%)
✓	✗	✓	✓	83.3
✗	✗	✓	✓	81.3
✓	✓	✓	✓	83.1
✓	✗	✗	✓	83.0
✓	✗	✓	✗	82.8

re-labeling gives a performance gain of 0.4%, bringing the performance from 82.4% to 82.8%.

MixToken: In our experiments, we propose to use MixToken as a substitution for CutMix while applying token labeling. Our experiments show that MixToken performer better than CutMix. As shown in Table 6, using the same supervision (Re-labeling), we can see an improvement of 0.2% compared to the CutMix baseline.

Table 6. Ablation on the proposed MixToken and token labeling augmentations.

Augmentation Method	Supervision	Top-1 Acc. (%)
MixToken	Token labeling	83.3
MixToken	Re-labeling	83.0
CutMix	Re-labeling	82.8

Token labeling: Since augmentations like rotation, shear, and translation change the spatial information of the image, we need to make corresponding changes in the dense score map to make token labeling work in a right way. Comparing the top two lines in Table 6, we can see that using our token labeling as supervision results in better performance than re-labeling [45]. This means that involving all the tokens in the loss calculation does matter for training vision transformers.

Other than the above experiments, we also study the effect of different augmentation techniques, such as CutOut and MixUp, while applying token labeling. The ablation results are shown in Table 7. We can see that when all the four augmentation methods are used, we obtain a top-1 accuracy of 83.1. Interestingly, when the MixUp augmentation is removed, the performance can be slightly improved to 83.3. This may be due to the fact that use MixToken as well as MixUp at the same time would bring too much noise in the label, leading to the confusion of the model. Moreover, the CutOut augmentation, which randomly erases some part of the image, is also effective and removing it brings a performance drop of 0.4% point. Similarly, the RandAug augmentation also contributes to the performance.

Model Scaling: In Table 8, we show the performance of

Table 8. Performance of the proposed LV-ViT with different model sizes. Here, ‘depth’ denotes the number of transformer blocks used in different models. By default, the test resolution is set to 224×224 except the last one which is 288×288 .

Name	Depth	Embed dim.	#Parameters	Top-1 Acc. (%)
LV-ViT-T	12	240	8.5M	79.1
LV-ViT-S	16	384	26M	83.3
LV-ViT-M	20	512	56M	84.0
LV-ViT-L	24	768	150M	85.3

Table 9. Ablation on normalization layer. The baseline is set as 16 layer vision transformer with 384 embedding dimension and 4 layer convolutional patch embedding.

Normalization	Groups	#Parameters	Top-1 Acc. (%)
LayerNorm	-	26M	82.2
GroupNorm	1	26M	82.2
GroupNorm	2	26M	82.2
GroupNorm	3	26M	81.9
GroupNorm	6	26M	81.8

our proposed approach under different network settings. By using 16 transformer blocks and setting the embedding dimension to 192, we can achieve a top-1 accuracy of 79.1. Increasing the embedding dimension and network depth can further boost the performance. More experiments compared to other methods can be found in Sec 4.4.

4.3. More Experiments

Normalization at different positions: Inspired by [40], we attempt to utilize both post-LayerNorm and pre-LayerNorm transformer blocks for our models. While the post-LayerNorm is widely used in NLP, it fails to converge for the hyper-parameters we use in the image classification task. Thus, we only use the pre-LayerNorm transformer block in all of our experiments.

Replacing LayerNorm with GroupNorm: We explore with different normalization layers by replacing the LayerNorm in the transformer block with the GroupNorm layer with different group sizes. Results are shown in Table 9. We empirically found that using GroupNorm with larger group size would slow down the convergence and does not bring benefit to the final accuracy in the current setting.

4.4. Comparison to Other Methods

We compare our proposed model LV-ViT with previous method as well as concurrent state-of-the-art methods in Table 10. For small-sized model, when test resolution is set to 224×224 , we achieves 83.3% accuracy on ImageNet, which is 3.4 point higher than the strong baseline DeiT-S with only 26M parameters. For medium-sized model, when test resolution is set to 384×384 we also achieve same per-

Table 10. Top-1 accuracy comparison with other methods on ImageNet [12] and ImageNet Real [1]. All models are trained without external data. With the same computation and parameter constrain, our model consistently outperforms other CNN-based and transformer-based counterparts. The results of CNNs and ViT are referenced from [33].

Network	Params	FLOPs	Train size	Test size	Top-1(%)	Real Top-1 (%)
CNNs						
EfficientNet-B5 [31]	30M	9.9B	456	456	83.6	88.3
EfficientNet-B7 [31]	66M	37.0B	600	600	84.3	-
Fix-EfficientNet-B8 [31, 34]	87M	89.5B	672	800	85.7	90.0
NFNet-F0 [2]	72M	12.4B	192	256	83.6	88.1
NFNet-F1 [2]	133M	35.5B	224	320	84.7	88.9
NFNet-F2 [2]	194M	62.6B	256	352	85.1	88.9
NFNet-F3 [2]	255M	114.8B	320	416	85.7	89.4
NFNet-F4 [2]	316M	215.3B	384	512	85.9	89.4
NFNet-F5 [2]	377M	289.8B	416	544	86.0	89.2
Transformers						
ViT-B/16 [14]	86M	55.4B	224	384	77.9	83.6
ViT-L/16 [14]	307M	190.7B	224	384	76.5	82.2
T2T-ViT-14 [42]	22M	5.2B	224	224	81.5	-
T2T-ViT-14 \uparrow 384 [42]	22M	17.1B	224	384	83.3	-
CrossViT [5]	45M	56.6B	224	480	84.1	-
Swin-B [23]	88M	47.0B	224	384	84.2	-
TNT-B [15]	66M	14.1B	224	224	82.8	-
DeepViT-S [51]	27M	6.2B	224	224	82.3	-
DeepViT-L [51]	55M	12.5B	224	224	83.1	-
DeiT-S [32]	22M	4.6B	224	224	79.9	85.7
DeiT-B [32]	86M	17.5B	224	224	81.8	86.7
DeiT-B \uparrow 384 [32]	86M	55.4B	224	384	83.1	87.7
CaiT-S36 \uparrow 384 [33]	68M	48.0B	224	384	85.4	89.8
CaiT-M36 [33]	271M	53.7B	224	224	85.1	89.3
CaiT-M36 \uparrow 384 [33]	271M	173.3B	224	384	86.1	90.0
CaiT-M36 \uparrow 448 [33]	271M	247.8B	224	448	86.3	90.2
Hybrid						
BoTNet-S1-59 [28]	33.5M	7.3B	224	224	81.7	-
BoTNet-S1-110 [28]	54.7M	10.9B	224	224	82.8	-
BoTNet-S1-128 [28]	79.1M	19.3B	256	256	84.2	-
BoTNet-S1-128 \uparrow 384 [28]	79.1M	45.8B	256	384	84.7	-
Our LV-ViT						
LV-ViT-S	26M	6.6B	224	224	83.3	88.1
LV-ViT-S \uparrow 384	26M	22.2B	224	384	84.4	88.9
LV-ViT-M	56M	16.0B	224	224	84.0	88.4
LV-ViT-M \uparrow 384	56M	42.2B	224	384	85.4	89.5
LV-ViT-L	150M	59.0B	288	288	85.3	89.3
LV-ViT-L \uparrow 448	150M	157.2B	288	448	85.9	89.7
LV-ViT-L \uparrow 448	150M	157.2B	448	448	86.2	89.9

formance of 85.4% as CaiT-S36 with much less computation cost and parameters. Note that they use knowledge distillation based method to improve their model, which will introduce much more computations. However, we do not require any extra computation while training and only have

to compute and store the dense score map offline. For large-sized model, we also test on input resolution of 448×448 , which achieves 86.2%, comparable with CaiT-M36 with about half FLOPs and parameters. It's also better than a few other models including CNN based model such as Ef-

ficientNet and other transformer based model such as T2T-ViT and Swin transformer.

5. Conclusions

In this paper, we have introduced a few techniques to improve the performance of a vision transformer model. We have also analyzed each component individually to evaluate its contribution. Combining them together, we were able to obtain a performant model, termed LV-ViT that achieves 84.4% Top-1 accuracy on ImageNet with only 26M parameters, which demonstrate the effectiveness of our proposed training techniques.

References

- [1] Lucas Beyer, Olivier J Hénaff, Alexander Kolesnikov, Xiaohua Zhai, and Aäron van den Oord. Are we done with imagenet? *arXiv preprint arXiv:2006.07159*, 2020.
- [2] Andrew Brock, Soham De, Samuel L Smith, and Karen Simonyan. High-performance large-scale image recognition without normalization. *arXiv preprint arXiv:2102.06171*, 2021.
- [3] Tom B Brown, Benjamin Mann, Nick Ryder, Melanie Subbiah, Jared Kaplan, Prafulla Dhariwal, Arvind Neelakantan, Pranav Shyam, Girish Sastry, Amanda Askell, et al. Language models are few-shot learners. *arXiv preprint arXiv:2005.14165*, 2020.
- [4] Nicolas Carion, Francisco Massa, Gabriel Synnaeve, Nicolas Usunier, Alexander Kirillov, and Sergey Zagoruyko. End-to-end object detection with transformers. *arXiv preprint arXiv:2005.12872*, 2020.
- [5] Chun-Fu Chen, Quanfu Fan, and Rameswar Panda. Crossvit: Cross-attention multi-scale vision transformer for image classification. *arXiv preprint arXiv:2103.14899*, 2021.
- [6] Hanting Chen, Yunhe Wang, Tianyu Guo, Chang Xu, Yiping Deng, Zhenhua Liu, Siwei Ma, Chunjing Xu, Chao Xu, and Wen Gao. Pre-trained image processing transformer. *arXiv preprint arXiv:2012.00364*, 2020.
- [7] Mark Chen, Alec Radford, Rewon Child, Jeffrey Wu, Heewoo Jun, David Luan, and Ilya Sutskever. Generative pre-training from pixels. In *International Conference on Machine Learning*, pages 1691–1703. PMLR, 2020.
- [8] Kevin Clark, Minh-Thang Luong, Quoc V Le, and Christopher D Manning. Electra: Pre-training text encoders as discriminators rather than generators. *arXiv preprint arXiv:2003.10555*, 2020.
- [9] Ekin D Cubuk, Barret Zoph, Jonathon Shlens, and Quoc V Le. Randaugment: Practical automated data augmentation with a reduced search space. In *Proceedings of the IEEE/CVF Conference on Computer Vision and Pattern Recognition Workshops*, pages 702–703, 2020.
- [10] Zhigang Dai, Bolun Cai, Yugeng Lin, and Junying Chen. Up-detr: Unsupervised pre-training for object detection with transformers. *arXiv preprint arXiv:2011.09094*, 2020.
- [11] Stéphane d’Ascoli, Hugo Touvron, Matthew Leavitt, Ari Morcos, Giulio Biroli, and Levent Sagun. Convit: Improving vision transformers with soft convolutional inductive biases. *arXiv preprint arXiv:2103.10697*, 2021.
- [12] Jia Deng, Wei Dong, Richard Socher, Li-Jia Li, Kai Li, and Li Fei-Fei. Imagenet: A large-scale hierarchical image database. In *2009 IEEE conference on computer vision and pattern recognition*, pages 248–255. Ieee, 2009.
- [13] Jacob Devlin, Ming-Wei Chang, Kenton Lee, and Kristina Toutanova. Bert: Pre-training of deep bidirectional transformers for language understanding. *arXiv preprint arXiv:1810.04805*, 2018.
- [14] Alexey Dosovitskiy, Lucas Beyer, Alexander Kolesnikov, Dirk Weissenborn, Xiaohua Zhai, Thomas Unterthiner, Mostafa Dehghani, Matthias Minderer, Georg Heigold, Sylvain Gelly, et al. An image is worth 16x16 words: Transformers for image recognition at scale. *arXiv preprint arXiv:2010.11929*, 2020.
- [15] Kai Han, An Xiao, Enhua Wu, Jianyuan Guo, Chunjing Xu, and Yunhe Wang. Transformer in transformer. *arXiv preprint arXiv:2103.00112*, 2021.
- [16] Kaiming He, Xiangyu Zhang, Shaoqing Ren, and Jian Sun. Deep residual learning for image recognition. In *Proceedings of the IEEE conference on computer vision and pattern recognition*, pages 770–778, 2016.
- [17] Byeongho Heo, Sangdoo Yun, Dongyoon Han, Sanghyuk Chun, Junsuk Choe, and Seong Joon Oh. Rethinking spatial dimensions of vision transformers. *arXiv preprint arXiv:2103.16302*, 2021.
- [18] Geoffrey Hinton, Oriol Vinyals, and Jeff Dean. Distilling the knowledge in a neural network. *arXiv preprint arXiv:1503.02531*, 2015.
- [19] Gao Huang, Yu Sun, Zhuang Liu, Daniel Sedra, and Kilian Q Weinberger. Deep networks with stochastic depth. In *European conference on computer vision*, pages 646–661. Springer, 2016.
- [20] Fenglin Liu, Meng Gao, Yuanxin Liu, and Kai Lei. Self-adaptive scaling for learnable residual structure. In *Proceedings of the 23rd Conference on Computational Natural Language Learning (CoNLL)*, pages 862–870, 2019.
- [21] Fenglin Liu, Xuancheng Ren, Zhiyuan Zhang, Xu Sun, and Yuexian Zou. Rethinking skip connection with layer normalization. In *Proceedings of the 28th International Conference on Computational Linguistics*, pages 3586–3598, 2020.
- [22] Yinhan Liu, Myle Ott, Naman Goyal, Jingfei Du, Mandar Joshi, Danqi Chen, Omer Levy, Mike Lewis, Luke Zettlemoyer, and Veselin Stoyanov. Roberta: A robustly optimized bert pretraining approach. *arXiv preprint arXiv:1907.11692*, 2019.
- [23] Ze Liu, Yutong Lin, Yue Cao, Han Hu, Yixuan Wei, Zheng Zhang, Stephen Lin, and Baining Guo. Swin transformer: Hierarchical vision transformer using shifted windows. *arXiv preprint arXiv:2103.14030*, 2021.
- [24] Ilya Loshchilov and Frank Hutter. Decoupled weight decay regularization. *arXiv preprint arXiv:1711.05101*, 2017.
- [25] Niki Parmar, Ashish Vaswani, Jakob Uszkoreit, Łukasz Kaiser, Noam Shazeer, Alexander Ku, and Dustin Tran. Image transformer. *arXiv preprint arXiv:1802.05751*, 2018.

- [26] Adam Paszke, Sam Gross, Francisco Massa, Adam Lerer, James Bradbury, Gregory Chanan, Trevor Killeen, Zeming Lin, Natalia Gimelshein, Luca Antiga, et al. Pytorch: An imperative style, high-performance deep learning library. In *Advances in neural information processing systems*, pages 8026–8037, 2019.
- [27] Karen Simonyan and Andrew Zisserman. Very deep convolutional networks for large-scale image recognition. *arXiv preprint arXiv:1409.1556*, 2014.
- [28] Aravind Srinivas, Tsung-Yi Lin, Niki Parmar, Jonathon Shlens, Pieter Abbeel, and Ashish Vaswani. Bottleneck transformers for visual recognition. *arXiv preprint arXiv:2101.11605*, 2021.
- [29] Nitish Srivastava, Geoffrey Hinton, Alex Krizhevsky, Ilya Sutskever, and Ruslan Salakhutdinov. Dropout: a simple way to prevent neural networks from overfitting. *The journal of machine learning research*, 15(1):1929–1958, 2014.
- [30] Zhiqing Sun, Shengcao Cao, Yiming Yang, and Kris Kitani. Rethinking transformer-based set prediction for object detection. *arXiv preprint arXiv:2011.10881*, 2020.
- [31] Mingxing Tan and Quoc V Le. Efficientnet: Rethinking model scaling for convolutional neural networks. *arXiv preprint arXiv:1905.11946*, 2019.
- [32] Hugo Touvron, Matthieu Cord, Matthijs Douze, Francisco Massa, Alexandre Sablayrolles, and Hervé Jégou. Training data-efficient image transformers & distillation through attention. *arXiv preprint arXiv:2012.12877*, 2020.
- [33] Hugo Touvron, Matthieu Cord, Alexandre Sablayrolles, Gabriel Synnaeve, and Hervé Jégou. Going deeper with image transformers. *arXiv preprint arXiv:2103.17239*, 2021.
- [34] Hugo Touvron, Andrea Vedaldi, Matthijs Douze, and Hervé Jégou. Fixing the train-test resolution discrepancy. *arXiv preprint arXiv:1906.06423*, 2019.
- [35] Ashish Vaswani, Noam Shazeer, Niki Parmar, Jakob Uszkoreit, Llion Jones, Aidan N Gomez, Łukasz Kaiser, and Illia Polosukhin. Attention is all you need. *Advances in neural information processing systems*, 30:5998–6008, 2017.
- [36] Wenhai Wang, Enze Xie, Xiang Li, Deng-Ping Fan, Kaitao Song, Ding Liang, Tong Lu, Ping Luo, and Ling Shao. Pyramid vision transformer: A versatile backbone for dense prediction without convolutions. *arXiv preprint arXiv:2102.12122*, 2021.
- [37] Yuqing Wang, Zhaoliang Xu, Xinlong Wang, Chunhua Shen, Baoshan Cheng, Hao Shen, and Huaxia Xia. End-to-end video instance segmentation with transformers. *arXiv preprint arXiv:2011.14503*, 2020.
- [38] Ross Wightman. Pytorch image models. <https://github.com/rwightman/pytorch-image-models>, 2019.
- [39] Haiping Wu, Bin Xiao, Noel Codella, Mengchen Liu, Xiyang Dai, Lu Yuan, and Lei Zhang. Cvt: Introducing convolutions to vision transformers. *arXiv preprint arXiv:2103.15808*, 2021.
- [40] Ruibin Xiong, Yunchang Yang, Di He, Kai Zheng, Shuxin Zheng, Chen Xing, Huishuai Zhang, Yanyan Lan, Liwei Wang, and Tieyan Liu. On layer normalization in the transformer architecture. In *International Conference on Machine Learning*, pages 10524–10533. PMLR, 2020.
- [41] Fuzhi Yang, Huan Yang, Jianlong Fu, Hongtao Lu, and Bain-ing Guo. Learning texture transformer network for image super-resolution. In *Proceedings of the IEEE/CVF Conference on Computer Vision and Pattern Recognition*, pages 5791–5800, 2020.
- [42] Li Yuan, Yunpeng Chen, Tao Wang, Weihao Yu, Yujun Shi, Francis EH Tay, Jiashi Feng, and Shuicheng Yan. Tokens-to-token vit: Training vision transformers from scratch on imagenet. *arXiv preprint arXiv:2101.11986*, 2021.
- [43] Li Yuan, Francis EH Tay, Guilin Li, Tao Wang, and Jiashi Feng. Revisiting knowledge distillation via label smoothing regularization. In *Proceedings of the IEEE/CVF Conference on Computer Vision and Pattern Recognition*, pages 3903–3911, 2020.
- [44] Sangdoo Yun, Dongyoon Han, Seong Joon Oh, Sanghyuk Chun, Junsuk Choe, and Youngjoon Yoo. Cutmix: Regularization strategy to train strong classifiers with localizable features. In *Proceedings of the IEEE/CVF International Conference on Computer Vision*, pages 6023–6032, 2019.
- [45] Sangdoo Yun, Seong Joon Oh, Byeongho Heo, Dongyoon Han, Junsuk Choe, and Sanghyuk Chun. Re-labeling imagenet: from single to multi-labels, from global to localized labels. *arXiv preprint arXiv:2101.05022*, 2021.
- [46] Yanhong Zeng, Jianlong Fu, and Hongyang Chao. Learning joint spatial-temporal transformations for video inpainting. In *European Conference on Computer Vision*, pages 528–543. Springer, 2020.
- [47] Hongyi Zhang, Moustapha Cisse, Yann N Dauphin, and David Lopez-Paz. mixup: Beyond empirical risk minimization. *arXiv preprint arXiv:1710.09412*, 2017.
- [48] Hengshuang Zhao, Li Jiang, Jiaya Jia, Philip Torr, and Vladlen Koltun. Point transformer. *arXiv preprint arXiv:2012.09164*, 2020.
- [49] Minghang Zheng, Peng Gao, Xiaogang Wang, Hongsheng Li, and Hao Dong. End-to-end object detection with adaptive clustering transformer. *arXiv preprint arXiv:2011.09315*, 2020.
- [50] Zhun Zhong, Liang Zheng, Guoliang Kang, Shaozi Li, and Yi Yang. Random erasing data augmentation. In *Proceedings of the AAAI Conference on Artificial Intelligence*, volume 34, pages 13001–13008, 2020.
- [51] Daquan Zhou, Bingyi Kang, Xiaojie Jin, Linjie Yang, Xiaochen Lian, Qibin Hou, and Jiashi Feng. Deepvit: Towards deeper vision transformer. *arXiv preprint arXiv:2103.11886*, 2021.
- [52] Luowei Zhou, Yingbo Zhou, Jason J Corso, Richard Socher, and Caiming Xiong. End-to-end dense video captioning with masked transformer. In *Proceedings of the IEEE Conference on Computer Vision and Pattern Recognition*, pages 8739–8748, 2018.
- [53] Xizhou Zhu, Weijie Su, Lewei Lu, Bin Li, Xiaogang Wang, and Jifeng Dai. Deformable detr: Deformable transformers for end-to-end object detection. *arXiv preprint arXiv:2010.04159*, 2020.