

Soft Gluon Resummation in Double Heavy Quarkonium Production at LHC

Chong-Yang Lu,^{*} Dan-Dan Shen,[†] Peng Sun,[‡] and Ruilin Zhu[§]

*Department of Physics and Institute of Theoretical Physics,
Nanjing Normal University, Nanjing, Jiangsu 210023, People's Republic of China*

(Dated: April 21, 2021)

In this paper, the soft gluon resummation effect in double heavy quarkonium production at the LHC is studied. By applying the transverse momentum dependent factorization formalism, the large logarithms introduced by the small total transverse momentum of heavy quarkonium pair final state system, are resummed to all orders in the expansion of the strong interaction coupling at the Next-to-Leading Logarithm accuracy. We also compare our result with the LHC data. We find that the distribution shape predicted by resummation calculation is consistent with experimental data very well. Since this process is mainly initiated by gluon fusion, it supplies us an important channel to study the gluon parton property in hadrons.

I. INTRODUCTION

Heavy quark pair production at hadron collision is one of hot topics for high energy physicists all the time. It is important for us to understand the production mechanism of heavy quarkonia and the basic property of quantum Chromo dynamics(QCD). In addition, this process is mainly initiated by gluon fusion, and J/ψ is one of the easiest particles to be observe in experiments. Thus it supplies us an important channel to study the gluon parton property in hadrons. A lot of theoretical works have been done for this process [1–12], and this process can be expressed as:

$$p + p(\bar{p}) \rightarrow J/\psi(P_1) + J/\psi(P_2). \quad (1)$$

The LHCb collaboration has measured double J/ψ production cross sections with an integrated luminosity 37.5 pb^{-1} , at the center-of-mass energy $\sqrt{S} = 7 \text{ TeV}$ and at the range of J/ψ rapidity $2 < y^{J/\psi} < 4.5$ [13]. At LHC RUN II they also reported the measurement of transverse momentum distribution of double J/ψ system, at $\sqrt{S} = 13 \text{ TeV}$ [14]. In addition, CMS, ATLAS and D0 collaborations also made relevant measurements for this process [15–17]. These experimental measurements supply a lot of important data for us to study the property of heavy quarkonia.

In the studies of heavy quarkonia, nonrelativistic QCD(NRQCD) has become a basic method that deal with the decay or production of heavy quarkonia [18]. It has been widely used in heavy quarkonium production [19–27]. In NRQCD, by using the factorization method, a process of hadronization can be divided into short-distance perturbative parts and long-distance nonperturbative matrix elements. For the former, we can use the perturbative QCD to calculate it order by order. For the later, they are process-independent, which can be extracted from experimental data or obtained from non-perturbative method. In addition, these matrix elements are organized in terms of the velocity expansion in the NRQCD framework. A fixed order perturbative calculation

^{*} 181002013@stu.njnu.edu.cn

[†] 181002016@stu.njnu.edu.cn

[‡] 06260@njnu.edu.cn

[§] rlzhu@njnu.edu.cn

is performed in orders of both the strong coupling constant α_s and the power of the velocity for the associated matrix elements. In this work, we only consider the leading power contribution in the velocity expansion series, which comes from the color-singlet matrix element.

In this work, we will focus on the transverse momentum($q_\perp = P_1^\perp + P_2^\perp$) distribution of the heavy quarkonium pair system in the process $p + p(\bar{p}) \rightarrow J/\psi + J/\psi$, here the transverse momentum q_\perp distributions are mainly determined by the soft gluon radiations, especially in the region of small q_\perp . In order to obtain a reliable prediction of the q_\perp distribution, we must take into account the soft gluon shower effect. The soft gluon shower effect brings the large Sudakov logarithms into all orders of the perturbative expansion, and then breaks the validity of the perturbative expansion. Therefore, we have to perform an all order transverse momentum dependent(TMD) resummation calculation based on the TMD factorization theorem [28–33], and resum these large logarithms into a Sudakov factor.

The rest of this article is scheduled in the following. In section II, we present some calculation methods and techniques. In section III, by using the method of resummation, we obtain the transverse momentum q_\perp distribution of the double J/ψ and Υ pair system. In the last section, a summary is given.

II. METHOD OF CALCULATION

For double J/ψ production at LHC, the dominant contribution comes from gluon fusion, the quark anti-quark annihilation processes can be ignored because of the suppression from parton distribution function at high energy scale. For the NRQCD matrix elements, we only take into account color-singlet operators at the leading order(LO) of the velocity expansion. The high order color-octet contribution can be ignored, since the main contribution comes kinematical region of each J/ψ with low transverse momentum. For the process of $g + g \rightarrow J/\psi + J/\psi$ at parton level, the typical Feynman diagrams of this process are shown in Fig 1.

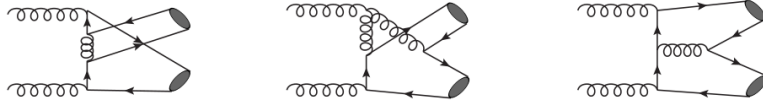


FIG. 1. The typical Feynman diagrams of double J/ψ in pp collision.

The different scattering cross section of J/ψ pair is written as

$$\frac{d\sigma}{dp_T}(pp \rightarrow 2J/\psi) = \sum_{a,b} \int dy_1 dy_2 f_1(x_1) f_2(x_2) 2p_T x_1 x_2 \frac{d\hat{\sigma}}{dt}(a + b \rightarrow J/\psi + J/\psi). \quad (2)$$

where y_1 and y_2 are recorded as the rapidity of the produced double J/ψ , $f_1(x_1)$ and $f_2(x_2)$ represent parton distribution functions, p_T is a single J/ψ transverse momentum, parton momentum density $x_1 = \sqrt{p_T^2 + m_{J/\psi}^2}(e^{y_1} + e^{y_2})/\sqrt{S}$ and $x_2 = \sqrt{p_T^2 + m_{J/\psi}^2}(e^{-y_1} + e^{-y_2})/\sqrt{S}$. $\frac{d\hat{\sigma}}{dt}$ is the differential cross section at parton level [34].

For the outgoing J/ψ , one can employ the following projection:

$$v(p_c)\bar{u}(p_c) \rightarrow \frac{1}{2\sqrt{2}}\ell_{J/\psi}^*(\vec{P} + 2m_c) \times \left(\frac{1}{\sqrt{m_c}}\psi_{J/\psi}(0)\right) \otimes \left(\frac{\mathbf{1}_c}{\sqrt{N_c}}\right). \quad (3)$$

where the wave function at the origin of J/ψ is $|\psi_{J/\psi}(0)| = \sqrt{|R^{c\bar{c}}(0)|^2/4\pi}$, and $\epsilon_{J/\psi}$ is the J/ψ polarization vector with $P \cdot \epsilon = 0$, P is the momentum of J/ψ , 1_c is the unit color matrix, we also treat $m_{J/\psi} = 2m_c$ approximately.

As mentioned in the introduction, there are some large logarithmic terms in all order perturbation expansion, and we need to resum them together into a Sudakov factor. In the rest of this section, we show how to derive the Sudakov factor based on the perturbative QCD. At the small q_\perp limit, the q_\perp differential cross sections at LO of α_s expansion can be expressed as follows:

$$\begin{aligned} \frac{d\sigma}{d^2q_\perp dy} = & \sigma_0 \frac{\alpha_s C_A}{2\pi^2} \int f(x_1) dx_1 f(x_2) dx_2 \frac{1}{q_\perp^2} \left[\frac{2(1 - \varepsilon_1 + \varepsilon_1^2)^2}{(1 - \varepsilon_1)_+} \delta(1 - \varepsilon_2) \right. \\ & \left. + \frac{2(1 - \varepsilon_2 + \varepsilon_2^2)^2}{(1 - \varepsilon_2)_+} \delta(1 - \varepsilon_1) + (2 \ln \frac{Q^2}{q_\perp^2}) \delta(1 - \varepsilon_2) \delta(1 - \varepsilon_1) \right], \end{aligned} \quad (4)$$

where σ_0 is the cross section of the tree level, $\varepsilon_1 = Q^2 e^y / x_1 \sqrt{S}$, $\varepsilon_2 = Q^2 e^{-y} / x_2 \sqrt{S}$, and $f(x)$ is parton distribution function. After a fourier transform $W(b, Q^2) = \int d^2q_\perp e^{-iq_\perp \cdot b_\perp} \frac{d\sigma}{d^2q_\perp dy}$.

$$\begin{aligned} W^{(1)}(b, Q^2) = & \sigma_0 \frac{\alpha_s C_A}{\pi} \int dx_1 dx_2 f(x_1) f(x_2) [\varepsilon_1 \zeta(\varepsilon_1) \delta(1 - \varepsilon_2) (-\frac{1}{\epsilon} + \ln \frac{4e^{-2\gamma_E}}{\mu^2 b^2}) + (\varepsilon_1 \rightarrow \varepsilon_2)] \\ & + \delta(1 - \varepsilon_1) \delta(1 - \varepsilon_2) [b_0 \ln \frac{b^2 Q^2}{4} e^{2\gamma_E} - \frac{1}{2} \ln^2(\frac{Q^2 b^2}{4} e^{2\gamma_E}) - \frac{\pi^2}{6}], \end{aligned} \quad (5)$$

where μ is factorization scale, $C_A = N_c = 3$, $T_F = \frac{1}{2}$, $b_0 = (\frac{11}{6}C_A - \frac{2}{3}T_F n_f)/N_c$, n_f is the number of quark flavors, $n_f = 5$, ζ is gluon splitting function. The scale in $W(b, Q^2)$ can be evolved by the CSS evolution equation [28]. Then we can rewrite $W(b, Q^2)$ as:

$$W(b, Q^2) = e^{-S_{sud}(Q^2, b, C_1, \mu^2)} W(b, C_1, \mu^2). \quad (6)$$

where the Sudakov form factor is

$$S_{sud} = \int_{C_1^2/b^2}^{\mu^2} \frac{d\bar{\mu}^2}{\bar{\mu}^2} [\ln(\frac{Q^2}{\bar{\mu}^2}) A(C_1, \bar{\mu}) + B(C_1, \bar{\mu})]. \quad (7)$$

Here Q^2 invariant mass of final J/ψ pair system, C_1 and C_2 are two arbitrary parameters, and the range of scale $\bar{\mu}^2$ from C_1^2/b^2 to $C_2^2 Q^2$. The scale μ^2 is resummation scale, in principle it can be arbitrary value, in order to eliminate the possible large logarithm, we usually set it at the typical scale in the process, for example here we choose $\mu^2 = Q^2$. The functions A and B can be calculated via perturbative QCD, $A = \sum_{i=1}^{\infty} A^{(i)} (\frac{\alpha_s}{\pi})^i$ and $B = \sum_{i=1}^{\infty} B^{(i)} (\frac{\alpha_s}{\pi})^i$. The $W(b, C_1, \mu^2)$ can be expressed as:

$$W(b, C_1, \mu^2) = \sigma_0 \frac{Q^2}{S} \int \frac{dx}{x} \frac{dx'}{x'} C_{gg}(\frac{x_1}{x}, \frac{b^2}{C_1^2}, C_1, \mu^2) C_{gg}(\frac{x_2}{x'}, \frac{b^2}{C_1^2}, C_1, \mu^2) f(x, \mu') f(x', \mu'). \quad (8)$$

In our work, we choose $C_1 = C_3 = 2e^{-\gamma_E}$, $C_2 = 1$ and $\mu' = C_3/b$ to eliminate additional logarithm terms. And in our calculation $A^{(1)}$, $A^{(2)}$, $B^{(1)}$ and $C^{(1)}$ are considered:

$$\begin{aligned} A^{(1)} &= C_A, \\ B^{(1)} &= -2\beta_0 C_A, \\ C_{gg}^{(1)} &= \delta(1 - x), \end{aligned} \quad (9)$$

$$A^{(2)} = C_A \left[\left(\frac{67}{36} - \frac{\pi^2}{12} \right) N_c - \frac{5}{18} N_f \right]. \quad (10)$$

The differential cross section at small q_\perp region can be expressed as:

$$\frac{d\sigma}{d^2q_\perp dy} = \frac{1}{(2\pi)^2} \int d^2b e^{iq_\perp \cdot \vec{b}} W(b, Q^2). \quad (11)$$

$W(b, Q^2)$ is derived based on the perturbative QCD. However, when b is large, the perturbation calculation is no longer applicable, we need to introduce a nonperturbative function $W^{NP}(b)$, and rewrite $W(b, Q^2)$ as the following equation:

$$W(b, Q^2) = W(b^*, Q^2) * W^{NP}(b). \quad (12)$$

Here $b^* = b/\sqrt{1 + (b/b_{max})^2}$ and b^* is always smaller than b_{max} . And we can express the nonperturbative function $W^{NP}(b)$ [35] as:

$$W^{NP}(b) = \exp \left[-\frac{C_A}{C_F} \left(g_1 b^2 + g_2 \ln(b/b^*) \ln(Q/Q_0) + g_3 b^2 \left((x_0/x_1)^\lambda + (x_0/x_2)^\lambda \right) \right) \right], \quad (13)$$

where $g_1 = 0.21 \text{ GeV}^2$, $g_2 = 0.68$, $g_3 = -0.12 \text{ GeV}^2$, $Q_0^2 = 2.4 \text{ GeV}^2$, $x_0 = 0.0001$ and $\lambda = 0.2$ [35]. The original $W^{NP}(b)$ in [35] is obtained by fitting Drell-Yan data, and we assume that $W^{NP}(b)$ for quark anti-quark annihilation and gluon fusion processes differs by a factor $\frac{C_A}{C_F}$. On the other hand, the nonperturbative function $W^{NP}(b)$ only has strong effect in the extremely small q_\perp region around $q_\perp < 1 \text{ GeV}$, in the rest region the dependence on it can be ignored.

III. NUMERICAL RESULTS

In our work, the software MATHEMATICA, FEYNALC, FEYNARTS and Cuba-4.2 [36] are used. We use the CTEQ6L1 parton distribution functions [37] to simulate initial partons. Both the renormalization scale and the factorization scale are $\mu = \sqrt{p_T^2 + 4m_{J/\psi}^2}$. The nonperturbative parameter is set as $|R^{c\bar{c}}(0)|^2 = 0.81 \text{ GeV}^3$ [38], and for charm quark mass we choose $m_c = 1.55 \text{ GeV}$.

For each J/ψ rapidity $y^{J/\psi}$ and transverse momentum $p_T^{J/\psi}$ at the region of $2 < y^{J/\psi} < 4.5$ and $0 < p_T^{J/\psi} < 10 \text{ GeV}$ at $\sqrt{S} = 7 \text{ TeV}$, LHCb collaboration measures $\sigma^{J/\psi J/\psi} = 5.1 \pm 1.0 \pm 1.1 \text{ nb}$ [13]. At the LO of α_s expansion, we predict $\sigma_{LO}^{J/\psi J/\psi} = 4.56 \text{ nb}$, which is consistent with the result in Ref. [39]. According to Ref. [39], the next leading order(NLO) correction is about 20% enhancement comparing to LO contribution. Therefore, the theoretical prediction agrees with experimental measurement very well.

The LHCb collaboration also measures the same process at $\sqrt{S} = 13 \text{ TeV}$ with the same cutoff of $y^{J/\psi}$ and $p_T^{J/\psi}$, and they obtain $\sigma^{J/\psi J/\psi} = 15.2 \pm 1.0 \pm 0.9 \text{ nb}$ [14]. Our prediction is $\sigma_{LO}^{J/\psi J/\psi} = 8.29 \text{ nb}$ at the LO of α_s expansion. Comparing to the experimental measurement, our result is smaller by roughly a factor 2. Although the kinematical cut is as the same as the case at $\sqrt{S} = 7 \text{ TeV}$, the higher \sqrt{S} could lead to larger high order α_s correction. And LHCb also measure the q_T distribution at $\sqrt{S} = 13 \text{ TeV}$. The shape of q_T distribution is decided by Sudakov factor, and our prediction is consistent with the experimental result as shown in Figure 2.

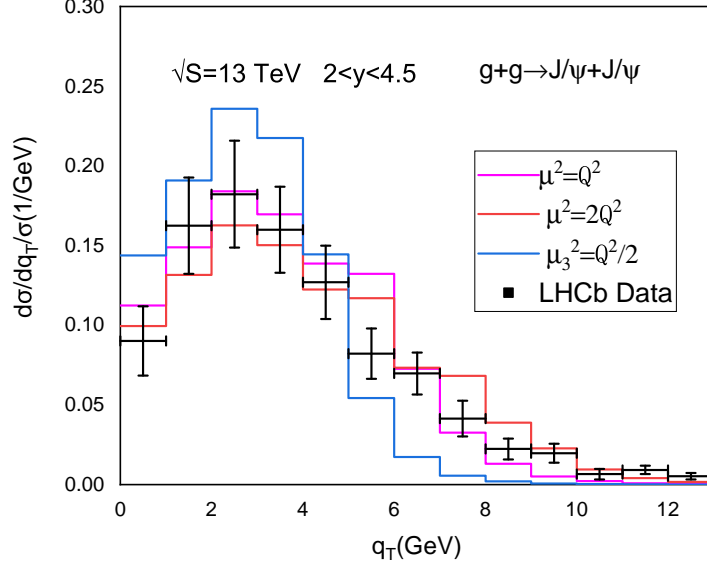


FIG. 2. The q_T distribution shape of the double J/ψ in different bins. The data comes from Ref [14]. The magenta line indicates the resummation result when the resummation scale is $\mu^2 = Q^2$. The red and blue lines are also the resummation results but with the scales $\mu^2 = 2Q^2$ and $\mu^2 = \frac{Q^2}{2}$ respectively.

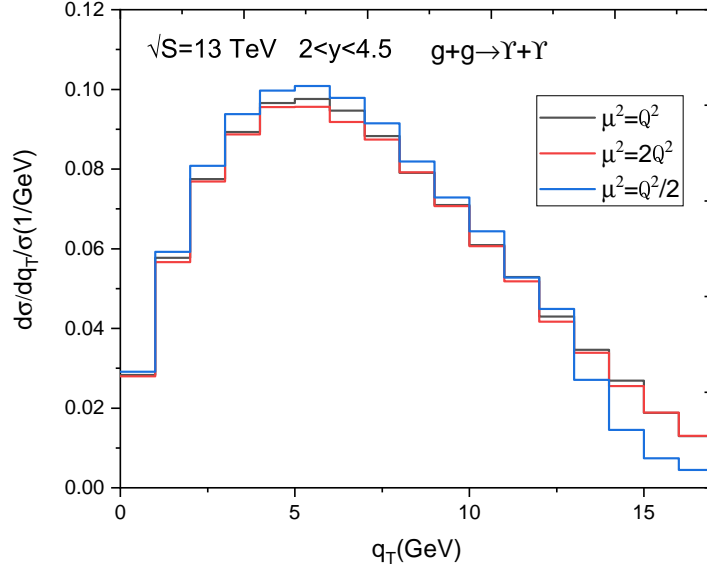


FIG. 3. The q_T distribution shape of the double Υ in different bins. The black line indicates the resummation result when the resummation scale is $\mu^2 = Q^2$. The red and blue lines are also the resummation results but with the resummation scales $\mu^2 = 2Q^2$ and $\mu^2 = \frac{Q^2}{2}$ respectively.

The CMS collaboration measures the cross section production of double Υ at $\sqrt{S} = 13$ TeV

with the cutoff $|y^{\Upsilon(1S)}| < 2.0$, $0 < p_T^{\Upsilon(1S)} < 10$ GeV, and they obtain $\sigma_{\text{fid}} = 79 \pm 11(\text{stat}) \pm 6(\text{syst}) \pm 3(\mathcal{B})\text{pb}$ [40]. With $m_b = 4.6$ GeV, $|R^{b\bar{b}}(0)|^2 = 6.477 \text{ GeV}^3$ [38], we obtain the total cross section $\sigma_{LO}^{\Upsilon\Upsilon} = 54.9 \text{ pb}$ at the LO of α_s expansion. We calculate the q_\perp distribution using the method of resummation. In Figure 3, we draw the q_\perp distribution shape of double Υ production at LHC.

IV. SUMMARY AND CONCLUSIONS

In the framework of NRQCD theory, we study the production of double heavy quarkonia at LHC. Using the resummation technique, the q_\perp distribution of double heavy quarkonia pair system is calculated. At $\sqrt{S} = 13$ TeV with $0 < p_T^{J/\psi} < 10$ GeV and $2 < y^{J/\psi} < 4.5$, the resummation result can simulate experimental data of q_\perp distribution shape very well. Since we only consider each J/ψ with small transverse momentum $0 < p_T^{J/\psi} < 10$ GeV, the color octet effect can be ignored here, and we only consider the contribution that J/ψ comes from color-singlet charm quark pair. In this work, except large logarithm terms generated by soft gluon radiation, the higher order α_s correction is not included. Such contribution could be important in large q_\perp region. However in small q_\perp region the distribution shape is mainly determined by the Sudakov factor. On the other hand, in order to give a precise prediction of q_\perp distribution, we do need to take into account the higher order α_s correction and color octet contribution. We will study them in our future work. Through this study we know the QCD resummation can describe the soft gluon radiation for the gluon fusion process very well, it supply important support for us to use the same method to study the other gluon fusion process like Higgs production at LHC.

ACKNOWLEDGMENTS

P. Sun is supported by Natural Science Foundation of China under grant No. 11975127 as well as Jiangsu Specially Appointed Professor Program. This work is also supported by NSFC under grant No. 12075124. and by Jiangsu Qing Lan Project.

V. REFERENCES

-
- [1] W. Schäfer, EPJ Web Conf. **199**, 01021 (2019).
 - [2] F. Scarpa, D. Boer, M. G. Echevarria, J. P. Lansberg, C. Pisano and M. Schlegel, PoS DIS **2019**, 201 (2019).
 - [3] Z. G. He, B. A. Kniehl, M. A. Nefedov and V. A. Saleev, Phys. Rev. Lett. **123**, no. 16, 162002 (2019).
 - [4] P. Xue-An, L. Gang, S. Mao, Z. Yu, S. Hao and G. Jian-You, Phys. Rev. D **99**, 014029 (2019).
 - [5] J. P. Lansberg, Int. J. Mod. Phys. A **21**, 3857 (2006).
 - [6] N. Brambilla *et al.*, Eur. Phys. J. C **71**, 1534 (2011).
 - [7] A. Andronic *et al.*, Eur. Phys. J. C **76**, no. 3, 107 (2016).
 - [8] C. F. Qiao, L. P. Sun and P. Sun, J. Phys. G **37**, 075019 (2010).
 - [9] C. F. Qiao, Phys. Rev. D **66**, 057504 (2002).

- [10] J. P. Lansberg and H. S. Shao, Phys. Rev. Lett. **111**, 122001 (2013).
- [11] J. P. Lansberg, H. S. Shao, N. Yamanaka, Y. J. Zhang and C. Noûs, Phys. Lett. B **807** (2020), 135559
- [12] R. Li, Y. J. Zhang and K. T. Chao, Phys. Rev. D **80**, 014020 (2009).
- [13] R. Aaij *et al.* [LHCb Collaboration], Phys. Lett. B **707**, 52 (2012).
- [14] R. Aaij *et al.* [LHCb Collaboration], JHEP **1706**, 047 (2017).
- [15] M. Aaboud *et al.* [ATLAS Collaboration], Eur. Phys. J. C **77**, no. 2, 76 (2017).
Eur. Phys. J. C **80**, no. 3, 185 (2020).
- [16] V. M. Abazov *et al.* [D0 Collaboration], Phys. Rev. D **90**, no.11, 111101 (2014).
- [17] CMS Collaboration [CMS Collaboration], CMS-PAS-BPH-11-021.
- [18] G. T. Bodwin, E. Braaten and G. P. Lepage, Phys. Rev. D **51**, 1125 (1995).
- [19] M. Butenschoen and B. A. Kniehl, AIP Conf. Proc. **1343**, 409 (2011).
- [20] Y. Fan, Y. Q. Ma and K. T. Chao, Phys. Rev. D **79**, 114009 (2009).
- [21] R. Li and J. X. Wang, Phys. Lett. B **672**, 51 (2009).
- [22] B. Gong and J. X. Wang, Phys. Rev. Lett. **100**, 232001 (2008).
- [23] Z. G. He, Y. Fan and K. T. Chao, Phys. Rev. D **75**, 074011 (2007).
- [24] C. F. Qiao, P. Sun, D. Yang and R. L. Zhu, Phys. Rev. D **89**, no.3, 034008 (2014).
- [25] R. Zhu, JHEP **09**, 166 (2015).
- [26] W. Wang and R. L. Zhu, Eur. Phys. J. C **75**, no.8, 360 (2015).
- [27] D. D. Shen, C. Y. Lu, P. Sun and R. Zhu, [[arXiv:2011.03942](https://arxiv.org/abs/2011.03942) [hep-ph]].
- [28] J. C. Collins, D. E. Soper and G. F. Sterman, Nucl. Phys. B **250**, 199 (1985).
- [29] D. de Florian and M. Grazzini, Nucl. Phys. B **616**, 247 (2001).
- [30] D. de Florian, G. Ferrera, M. Grazzini and D. Tommasini, JHEP **1111**, 064 (2011).
- [31] E. L. Berger and J. w. Qiu, Phys. Rev. Lett. **91**, 222003 (2003).
- [32] G. Bozzi, S. Catani, D. de Florian and M. Grazzini, Nucl. Phys. B **737**, 73 (2006).
- [33] X. d. Ji, J. P. Ma and F. Yuan, Phys. Lett. B **597**, 299(2004).
- [34] R. Brock *et al.* [CTEQ Collaboration], Rev. Mod. Phys. **67**, 157 (1995).
- [35] P. Sun, J. Isaacson, C.-P. Yuan and F. Yuan, Int. J. Mod. Phys. A **33**, no. 11, 1841006 (2018).
- [36] T. Hahn, Comput. Phys. Commun. **168**, 78 (2005).
- [37] H. L. Lai *et al.* [CTEQ Collaboration], Eur. Phys. J. C **12**, 375 (2000).
- [38] E. J. Eichten and C. Quigg, Phys. Rev. D **52** 1726,(1995).
- [39] L. P. Sun, H. Han and K. T. Chao, Phys. Rev. D **94**, no. 7, 074033 (2016).
- [40] A. M. Sirunyan *et al.* [CMS Collaboration], Phys. Lett. B **808**, 135578 (2020).