








Article

# Model-predictive control and reinforcement learning in multi-energy system case studies

Glenn Ceusters<sup>1,2,3,4,\*</sup> , Román Cantú Rodríguez<sup>5,7</sup> , Alberte Bouso García<sup>5</sup>, Rüdiger Franke<sup>1</sup>, Geert Deconinck<sup>5,7</sup> , Lieve Helsen<sup>6,7</sup> , Ann Nowé<sup>3</sup> , Maarten Messagie<sup>2,4</sup> , Luis Ramirez Camargo<sup>2,4</sup> 

<sup>1</sup> ABB, Hoge Wei 27, 1930 Zaventem, Belgium; glenn.ceusters@be.abb.com; ruediger.franke@de.abb.com;

<sup>2</sup> Vrije Universiteit Brussel (VUB), ETEC-MOBI, Pleinlaan 2, 1050 Brussels, Belgium; glenn.leo.ceusters@vub.be; Luis.Ramirez.Camargo@vub.be; maarten.messagie@vub.be;

<sup>3</sup> Vrije Universiteit Brussel (VUB), AI-lab, Pleinlaan 2, 1050 Brussels, Belgium; gceusters@ai.vub.ac.be; ann.nowe@ai.vub.ac.be;

<sup>4</sup> Flanders Make, 3001 Heverlee, Belgium

<sup>5</sup> KU Leuven, ESAT-ELECTA, Kasteelpark Arenberg 10, 3001 Leuven, Belgium; roman.cantu@kuleuven.be; alberte.bousogarcia@student.kuleuven.be; geert.deconinck@kuleuven.be;

<sup>6</sup> KU Leuven, Dept. of Mech. Engineering (TME), Celestijnenlaan 300, 3001 Leuven, Belgium; lieve.helsen@kuleuven.be;

<sup>7</sup> EnergyVille, 3600 Genk, Belgium.

\* **Correspondence:** glenn.ceusters@be.abb.com

Received: 20/04/2021

**Abstract:** Model-predictive-control (MPC) offers an optimal control technique to establish and ensure that the total operation cost of multi-energy systems remains at a minimum while fulfilling all system constraints. However, this method presumes an adequate model of the underlying system dynamics, which is prone to modelling errors and is not necessarily adaptive. This has an associated initial and ongoing project-specific engineering cost. In this paper, we present an on- and off-policy multi-objective reinforcement learning (RL) approach, that does not assume a model *a priori*, benchmarking this against a linear MPC (LMPC - to reflect current practice, though non-linear MPC performs better) - both derived from the general optimal control problem, highlighting their differences and similarities. In a simple multi-energy system (MES) configuration case study, we show that a twin delayed deep deterministic policy gradient (TD3) RL agent offers potential to match and outperform the perfect foresight LMPC benchmark (101.5%). This while the realistic LMPC, i.e. imperfect predictions, only achieves 98%. While in a more complex MES system configuration, the RL agent's performance is generally lower (94.6%), yet still better than the realistic LMPC (88.9%). In both case studies, the RL agents outperformed the realistic LMPC after a training period of 2 years using quarterly interactions with the environment. We conclude that reinforcement learning is a viable optimal control technique for multi-energy systems given adequate constraint handling and pre-training, to avoid unsafe interactions and long training periods, as is proposed in fundamental future work.

**Keywords:** model-predictive control; reinforcement learning; optimal control; multi-energy systems

## Highlights

- An integrated control strategy enables the efficient use of energy at lower costs.
- Model-predictive control and reinforcement learning have common mathematical ground.
- Reinforcement learning-based energy management systems don't require an *a priori* model.
- Reinforcement learning can outperform linear model-predictive control after training.
- Stability and fast convergence remain as challenges in reinforcement learning.

## 1. Introduction

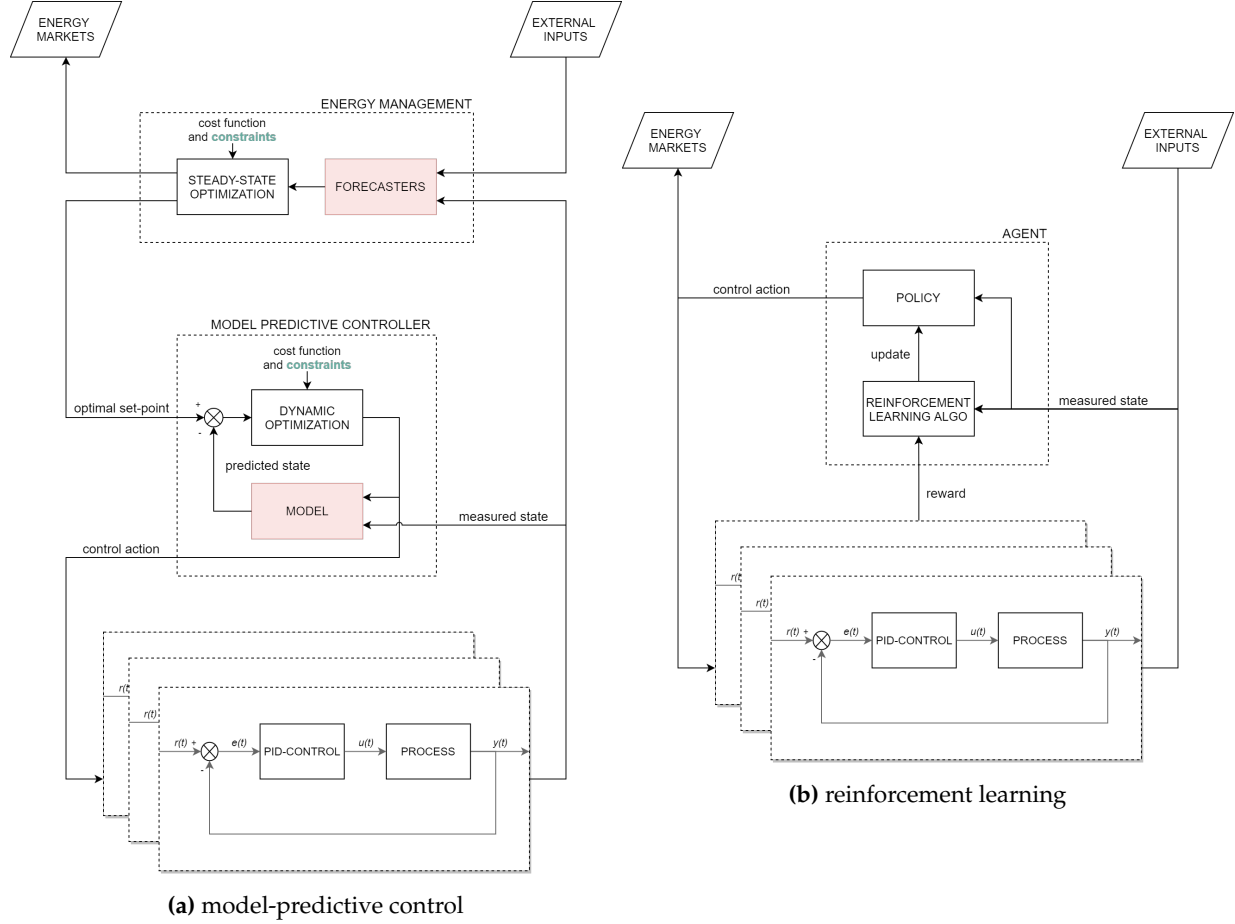
Even today, various forms of energy resources are typically prearranged in a format that solely permits separate operation. However, the number of energy technologies that allow for effective sector coupling are already widely available. This increase in the interconnection between individual energy systems gives rise to the need for integrated control that can further enhance the overall efficiency and performance. Multi-energy, -carrier, -commodity or -utility systems then, in turn, allow for flexibility utilization (i.e. storage, controllable loads) within and across all carriers based on measures such as their energy efficiency, purchasing, emissions, dependability or a combination thereof. For example, combined heat and power plants (CHP) that simultaneously produce heat and electricity via the use of natural gas, virtually linking electricity, heating and natural gas systems. While, on the other hand, heat pumps generate heat by using electricity and, thereby, link electricity and heating systems. Even variable and fixed-displacement pumps are the linking technology between electrical and water or hydraulic systems. Compressors link air with electricity, and so forth.

To ensure the optimum level of operation of such multi-energy systems, specific set-points are required to establish and maintain the total operating costs at a minimum while fulfilling all system constraints. As flexibility utilization exhibits dynamic behavior and dependency among successive time steps, optimisation across numerous time-steps is necessary. Additionally, significant forecast uncertainties need to be managed so that the stability of the multi-energy system is preserved. Model-predictive-control (MPC) offers a suitable control strategy that takes into consideration both system dynamics (i.e. variation in demand, pricing and environment) and, when formulated as a stochastic finite-horizon control problem, forecast uncertainties.

However, a model-predictive controller presumes an adequate model of the technologies involved (see [Figure 1a](#)). This model is required to generate future trajectories that are used during the optimisation process. In cases where such a model is not available or economically viable, MPC will not be able to achieve optimal control. Even if a model is present, two undesirable characteristics reduce its real-world usage. First, should the human modeller make a mistake - indicated in red on [Figure 1a](#) - or the model itself is inaccurate, MPC will always operate sub-optimally. Second, regardless of whether the original model is suitable, it may not consistently represent the actual system characteristics; e.g., ageing effects or system modifications, the MPC will continue with its optimisation irrespective of any changes to the system dynamics/structure. The absence of an adaptive configuration in the MPC can result in undesirable outcomes (sub-optimal performance) and, in the extreme case, be responsible for the loss of user comfort or system damage (e.g. turbine control). Furthermore, due to the finite-horizon formulation of an MPC (see [Equation 13a](#)), long-term constraints and objectives are challenging to consider adequately (e.g. energy balance of geothermal wells, seasonal storage, peak load taxation). Current developments in MPC tackle the next three areas of opportunity: 1) the use of automated toolchains to generate accurate non-linear white-box models, 2) the increase of MPCs' adaptivity and 3) the addition of a shadow-cost to the objective function to take into account long-term effects in the system [1,2].

While multiple architecture variations exist, the unconstrained error handling is performed by classic proportional–integral–derivative (PID) controllers (see [Figure 1](#)). The MPC consists of a steady-state optimisation problem over a prediction horizon and a dynamic optimisation problem over a real-time control horizon (see [Figure 1a](#)). In contrast, a model-free reinforcement learning (RL) agent learns the dynamics of the system and a mapping between states and actions (i.e. the policy, see [Figure 1b](#)) from direct interaction with the environment or (in some cases) from collected historical data. This without the need of prior knowledge of the system.

Note that [Figure 1](#) uses unified terminology, as in the RL community they talk about actions, states and observations without specifying that this are *control* actions and *measured* states (which can imply noisy measurements).



**Figure 1.** block diagrams comparison in unified terminology.

### 1.1. Contribution and outline

Model-predictive control and multi-objective reinforcement learning have never been, to the best of our knowledge, benchmarked simultaneously in a multi-energy management systems context. This allows for the demonstration of the mathematical synergy between both approaches and the formulation of fundamental future work.

In [section 2](#) a state-of-the-art summary is presented, [section 3](#) contains preliminaries regarding the optimal control problem, while in [section 4](#) the problem towards an energy management system is formulated. Thereafter, [section 5](#) describes the methodology and multi-energy systems case studies. Finally, [section 6](#) discusses the results and [section 7](#) presents the conclusions and future work.

## 2. State-of-the-art

### 2.1. Discussion

Functioning as a starting point, the *energy hub* concept was presented and formulated by Geidl and Andersson, where they provided a model intended for the optimal power dispatch problem in systems with multiple energy carriers [3]. Through introducing the matrix model and dispatch factors intended for obtaining the contribution of every converter coming from diverse inputs and matching various outputs (MIMO), these authors published an optimisation framework intended for the earlier mentioned optimal power dispatch problem. The same authors [4], have additionally formulated the optimal power flow (OPF) problem among multiple distinct energy infrastructures, including natural gas, electricity and district heating networks in the context concerning interconnected energy hubs pertaining to multi-carrier energy systems. Further, in [5] they also presented a design optimisation approach to acquire the optimal coupling matrix depending on a specified demand and objective function. These models had been provided in steady-state condition and time-dependent parameters were not taken into consideration. Thereafter, [6] wraps up providing a general framework for modelling multi-carrier energy systems and their associated optimisation problems (optimal dispatch, power flow and design). They also included energy storage systems to the model, taking the time dependency into consideration, which has been discussed in several practical examples.

Following the formulation of the energy hub concept, [7] proposed a centralised model-predictive controller. The foregoing controller considers the present dynamics and constraints, and moreover adapts to anticipated - read, forecasted - variations of loads and energy prices. Simulations are also presented wherein the proposed scheme is applied to a three interconnected hubs benchmark system. Further, the performance of several prediction horizons of varying length had been compared. Where the total operation costs decrease with an increasing length of the prediction horizon, the computational efforts increase accordingly. For the purpose of solving the overall optimisation problem in a distributed manner (in an attempt to overcome this computational burden), a distributed model predictive control approach was proposed [8]. Within a simulated case study, they have analysed the performance of intermediate solutions acquired through the iterations using the proposed approach to make certain that applying the control strategy to a real system provides feasible solutions. Where further, a cooperative behaviour was identified, in which the neighbouring agents assist to the system-wide objective. Thereafter, Arnold et al. [9] demonstrated that this approach could also be effective in situations in which prediction uncertainties arise with regards to the in-feed and demand profiles of renewable energy systems. According to the outputs of the simulations, the main aspect of prediction uncertainties can be compensated for through the use of storage devices as opposed to utilising balancing energy or backup generators.

While not explicitly mentioned here, but summarised in Table 2, this framework has seen multiple extensions towards a general unit commitment, demand-side management, optimal-power flow (non-)linear model-predictive controller for the multi-energy management problem participating in various energy and grid-balancing markets.

With the motivation to avoid *a priori* modelling on the underlying system dynamics (as required in a model-predictive controller), a model-free multi-agent reinforcement learning approach was given [10] – where [11] presented a general review of multi-agent energy management systems and [12] of multi-agent reinforcement learning. [13–15] also proposed a model-free reinforcement learning, namely Q-learning and deterministic policy gradient, multi-energy management system. The same authors also successfully applied reinforcement learning to the optimal design problem of energy hubs in [13] and as demand-side management (DSM) system in [16].

Taking a step back to single-energy systems literature, [17–19] presented similar motivation for the STORM controller for district heating systems, where a model-free reinforcement learner was proposed in contrast to model-predictive-control, e.g. [20,21]. [19] even pointed out that, as discussed in [22], incorporating basic domain knowledge along with a model-free approach is estimated to lead to an improved performance in decreased learning times. This domain knowledge could be integrated through information about the shape of the policy [23] as well as through utilizing a model, as in [24]. This reinforcement learning trend, for the formulated problem, is not only found in the thermal energy sector (at the building level, e.g. [25]), but also in the electrical energy sector, e.g. as reviewed in [26], and formally presented in the unit commitment [27] and in the economic dispatch problem [28].

## 2.2. Conclusion of state-of-the-art

The array of studies previously summarised (see Table 2) reveals that there is a vast variety in scope, scale, objective and technique involved in the optimisation and control of multi-energy systems. While the scope ranges from design, distribution and operation, the scale varies from building to district. The specified objective is generally cost-driven, being the total cost of ownership (TCO) – hence both capital and operational expenses – for design purposes and running costs, with or without maintenance, for operational objectives. The latter is furthermore dependent on the considered optimisation problem and is only seldom considered simultaneously (e.g. two-level unit commitment and economic dispatch), let alone has seen many practical implementation and validation.

Consensus was found with respect to a distributed control architecture, over a centralised approach, and this to preserve scalability of the multi-energy management system (read, optimisation problem). Furthermore, linear and integer programming techniques, are considered the current mature state-of-the-art for solving adequately presumed system models. On the other hand, reinforcement learning, has recently seen considerable recognition by several authors, including the multi-energy research community. It brings and delivers the promise of high generalisability and adaptability at low initial and ongoing cost (i.e. human modelling effort) while considering stochastic environments over an infinite-horizon reward stream. This given a sufficient training budget, i.e. time to interact with its environment and/or an adequate pre-training process.

In contrast, supervised learning algorithms (i.e. used as data-driven plant models in an MPC) have no data exploration step, thus, even in large datasets the underlying system dynamics may not be adequately learned (e.g. when the system is always operational, the idle state and its transition are unknown). This may result in the loss of comfort or, in extreme cases, in system failure. Furthermore, reinforcement learning has immature stability, feasibility, robustness theory and constraint handling [29], as typical exploration strategies rely on some randomness in the selection of control actions.

To conclude this section, a comparison of MPC and RL is shown in table Table 1. It shows the main advantages and disadvantages that each technique has with respect to each other according to their current state-of-the-art.

Characteristic	Model Predictive Control	Reinforcement Learning
Model requirement	Yes	No
Model convexity	Usually required	Not required
Adaptivity	Immature (Usually based on robustness)	Mature (inherent)
Online complexity	High (except explicit and neural MPC)	Low
Offline complexity	Low (except explicit and neural MPC)	High
Stability theory	Mature (e.g. based on terminal cost)	Immature
Feasibility theory	Mature (e.g. based on terminal constraints)	Immature
Robustness theory	Mature (e.g. based on tubes or ISS)	Immature
Constraint handling	Mature (inherent)	Immature

**Table 1.** Comparison between characteristics of MPC and RL, adapted from [29].

**Table 2.** State-of-the-art summary. MES = multi-energy system; DMES = distributed multi-energy system; SES = single-energy system; UC = unit commitment; OPF = optimal power flow; DSM = demand-side management; DAO = day-ahead optimisation; IDO = intra-day optimisation; RTO = real-time optimisation; TOU = time-of-use; MPC = model-predictive control; NMPC = non-linear model-predictive control; RL = reinforcement learning; IP= interior-point method; sim = simulation.

Reference	Problem	Energy system	Goal	Market	Approach	Architecture	Safety <sup>1</sup>	Environment
(Geidl and Andersson, 2005)[3]	model	MES	UC	n.a.	n.a.	n.a.	n.a.	sim
(Geidl and Andersson, 2005)[4]	model	MES	OPF	n.a.	n.a.	n.a.	n.a.	sim
(Geidl and Andersson, 2005)[5]	design	MES	TCO	n.a.	n.a.	n.a.	n.a.	sim
(Arnold <i>et al.</i> , 2009)[7]	control	MES	UC	DAO	MPC	central	yes	sim
(Arnold <i>et al.</i> , 2010)[8]	control	MES	UC	DAO	MPC	distributed	yes	sim
(Ramirez Elizondo, 2013)[30]	control	MES	UC	DAO, RTO	MPC	central	yes	sim
(Ramírez-Elizondo and Paap, 2015)[31]	control	MES	UC	DAO, RTO	MPC	central	yes	lab
(Xu <i>et al.</i> , 2015)[32]	control	MES	UC, OPF	DAO, RTO	MPC	central	yes	sim
(Skarvelis-Kazakos <i>et al.</i> , 2015)[33]	control	MES	UC	DAO	MPC	distributed	yes	sim
(Skarvelis-Kazakos <i>et al.</i> , 2016)[34]	control	MES	UC	DAO	MPC	distributed	yes	lab
(Bati <i>et al.</i> , 2014)[35]	control	MES	UC, DSM	DAO	MPC	central	yes	sim
(Batić <i>et al.</i> , 2016)[36]	control	MES	UC, DSM	DAO	MPC	central	yes	lab
(Maurer <i>et al.</i> , 2016)[37]	control	MES	UC	DAO	NMPC	central	yes	sim
(Booij <i>et al.</i> , 2013)[38]	control	MES	UC, DSM	RTO	n.a.	distributed	n.a.	sim
(Blaauwbroek <i>et al.</i> , 2015)[39]	control	MES	UC, DSM	DAO, RTO	MPC	central	yes	sim
(Blaauwbroek <i>et al.</i> , 2015)[40]	control	MES	UC, DSM	DAO, RTO	MPC	distributed	yes	sim
(Shi <i>et al.</i> , 2016)[41]	control	MES	UC, DSM	DAO, RTO	MPC	distributed	yes	sim
(Martínez Ceseña and Mancarella, 2016)[42]	control	DMES	UC, OPF	DAO	MPC	central	yes	sim

(Bollinger and Evins, 2016)[10]	design	DMES	UC	DAO	RL	distributed	no	sim
(Vanhoudt <i>et al.</i> , 2015, 2017; Claessens <i>et al.</i> , 2018)[17–19]	control	SES	DSM	n.a.	RL	distributed	no	sim
(Kazmi <i>et al.</i> , 2016; Kazmi and D’Oca, 2016)[43,44]	control	SES	UC	DAO	RL	central	no	sim
(Kazmi <i>et al.</i> , 2017)[25]	control	SES	UC	DAO	RL	central	no	sim
(Kazmi <i>et al.</i> , 2018)[45]	control	SES	UC	DAO	RL	central	no	lab
(Abouheaf <i>et al.</i> , 2014)[28]	control	SES	UC	RTO	RL	central	no	sim
(Dalal and Mannor, 2015)[27]	control	SES	UC	DAO	RL	central	no	sim
(Nagy, 2017)[46]	control	SES	UC	DAO	RL	central	no	sim
(Tomin <i>et al.</i> , 2019)[47]	control	SES	UC, DSM	n.a.	RL	central	no	sim
(Latifi <i>et al.</i> , 2020)[48]	control	SES	DSM	n.a.	RL	distributed	no	sim
(Rayati <i>et al.</i> , 2015)[13]	control	MES	UC	DAO	RL	central	no	sim
(Sheikhi <i>et al.</i> , 2016)[16]	control	MES	DSM	DAO	RL	central	no	sim
(Mbuwir <i>et al.</i> , 2018)[49]	control	MES	UC	DAO	RL	central	no	sim
(Wang <i>et al.</i> , 2019)[50]	control	MES	UC	TOU	RL + IP	distributed	yes	sim
(Ahrarinouri <i>et al.</i> , 2020)[51]	control	MES	UC, DSM	DAO	RL	distributed	no	sim
(Ye <i>et al.</i> , 2020)[14]	control	MES	DSM	TOU	RL	central	no	sim
(Berkenkamp <i>et al.</i> , 2017)[52]	robotics	n.a.	n.a.	n.a.	RL	central	yes	sim
<b>This work</b>	<b>control</b>	<b>MES</b>	<b>UC</b>	<b>DAO</b>	<b>MPC, RL</b>	<b>central</b>	<b>no</b>	<b>sim</b>

<sup>1</sup> Assurance of stable and reliable operation.



### 3. Preliminary - Optimal control problem

To highlight the differences and similarities of the main techniques presented in this paper, being MPC and RL, we start our formulation from the general optimal control problem. As (multi-) energy systems are continuous in nature, this is also our starting point - underlying the common discrete time assumption.

#### 3.1. Continuous system

Consider a continuous time-varying stochastic system in the form of:

$$dx = f(t, x_t, u_t)dt + dW_t \quad (1)$$

where  $x_t$  is the  $n$ -dimensional *state* vector,  $u_t$  the  $m$ -dimensional *action* or *control* vector and  $W_t$  a Wiener process, i.e. some stochastic noise. The problem is to find a control signal  $u(t_i \rightarrow t_f)$  so that the cost function

$$C(t_i, x_i, u(t_i \rightarrow t_f)) = E \left\{ L_T(x_{t_f}) + \int_{t_i}^{t_f} L(t, x_t, u_t) dt \right\} \quad (2)$$

is minimal, where in general terms  $L(t, x_t, u_t)$  is the stage *loss* and  $L_T(x_{t_f})$  the terminal loss. However, given the stochastic nature of the considered system ([Equation 1](#)), one can only hope to minimize the *expectation*  $E\{\cdot\}$  of this cost function over all stochastic trajectories that start in  $x_i$ . This results in the objective function:

$$J(t, x_t) = \min_{u(t \rightarrow t+dt)} \left( E \left\{ \int_t^{t+dt} L(t, x_t, u_t) dt + J(t+dt, x_{t+dt}) \right\} \right), \forall x_t \quad (3)$$

However, these equations only hold for problems with a resulting end state at time  $t_f$ . The *discounted* infinite-horizon version of [Equation 2](#) is then:

$$C(t_i, x_i, u(t_i \rightarrow \infty)) = \lim_{t_f \rightarrow \infty} E \left\{ L_T(x_{t_f}) + \int_{t_i}^{t_f} L(t, x_t, u_t) dt \right\} \quad (4)$$

$$C(t_i, x_i, u_t) = E \left\{ \int_{t_i}^{\infty} \gamma^t L(t, x_t, u_t) dt \right\} \quad (5)$$

where  $0 < \gamma^t \leq 1$  is the discount factor, so that the objective function becomes:

$$J_{\infty}(x_t) = \min_{u_t \in U_t} \left( E \left\{ \int_t^{\infty} \gamma^t L(t, x_t, u_t) dt \right\} \right), \forall x_t \quad (6)$$

#### 3.2. Discrete-time approximation

We now consider a discrete time-varying stochastic system in the form of:

$$x_{t+1} = f(t, x_t, u_t, w_t) \quad (7)$$

noting that with this formulation,  $w_t$  can enter the dynamics in any form, resulting in the cost function:



$$C(t_i, x_i, u(t_i \rightarrow t_f - 1)) = E \left\{ L_T(x_{t_f}) + \sum_{t=0}^{t_f-1} L(t, x_t, u_t, w_t) \right\} \quad (8)$$

and objective function:

$$J(t, x_t) = \min_{u(t \rightarrow t_f-1)} \left( E \left\{ \sum_{t=0}^{t_f-1} L(t, x_t, u_t, w_t) + J(t+1, x_{t+1}) \right\} \right), \forall x_t \quad (9)$$

Again, these equations only hold for problems with a resulting end state at time  $t_f$ . The discounted infinite-horizon version of [Equation 8](#) is then:

$$C(t_i, x_i, u(t_i \rightarrow \infty)) = \lim_{t_f \rightarrow \infty} E \left\{ L_T(x_{t_f}) + \sum_{t=0}^{t_f-1} L(t, x_t, u_t, w_t) \right\} \quad (10)$$

$$C(t_i, x_i, u_t) = E \left\{ \sum_{t=0}^{\infty} \gamma^t L(t, x_t, u_t, w_t) \right\} \quad (11)$$

and resulting in the discounted (if  $\gamma^t < 1$ ) infinite-horizon objective function:

$$J_{\infty}(x_t) = \min_{u_t \in U_t} \left( E \left\{ \sum_{t=0}^{\infty} \gamma^t L(t, x_t, u_t, w_t) \right\} \right), \forall x_t \quad (12)$$

#### 4. Problem statement - Energy Management Systems

As shown in [Table 2](#), energy management systems typically utilize model-predictive control techniques and, more recently, reinforcement learning. This as a discrete-time sequential decision making problem, as the continuous unconstrained error handling is performed by classic proportional–integral–derivative (PID) controllers (see [Figure 1](#)). This section briefly discusses these approaches and their relation to the optimal control problem, i.e. [section 3](#).

##### 4.1. Model-predictive control

The standard formulation of this *receding horizon control* problem is:

$$\min_{u(t \rightarrow N-1)} \left( E \left\{ L_{t+N}(x_{t+N}) + \sum_{k=0}^{N-1} L(t+k, x_{t+k}, u_{t+k}, w_{t+k}) \right\} \right) \quad (13a)$$

$$s.t. \quad x_{t+k+1} = f(t+k, x_{t+k}, u_{t+k}, w_{t+k}) \quad k \in \mathbb{N}_0^{N-1} = 0, \dots, N-1 \quad (13b)$$

$$x_{t+k} \in X \quad k \in \mathbb{N}_1^N = 1, \dots, N \quad (13c)$$

$$u_{t+k} \in U \quad k \in \mathbb{N}_0^{N-1} = 0, \dots, N-1 \quad (13d)$$

$$x_0 = x(t) \quad (13e)$$

where  $x_t \in \mathbb{R}^n$ , an  $n$ -dimensional *state* vector subject to the constraint set  $X$ ,  $u_t \in \mathbb{R}^m$ , an  $m$ -dimensional *action* or *control* vector subject to the constraint set  $U$  and  $w_t$  a Wiener process, all at the  $t$ -th step over prediction horizon  $N$  with *a priori* known model  $x_{t+1} = f(t, x_t, u_t, w_t)$ .

Notice that Equation 13a is just the bounded version of the discrete time-varying stochastic optimal control problem where  $\mathbb{N}_0^{N-1} \subset \mathbb{T}_0^{t_f-1} \subset \mathbb{T}_0^{+\infty}$ . This means that the solution  $\{u_0^*, u_1^*, \dots, u_{N-1}^*\}$  may be optimal over the prediction horizon  $N$ . It is always sub-optimal with respect to the finite or infinite horizon of the underlying (typically *continuous*) system. It is almost needless to say that this is intentional because of computational complexity considerations.

#### 4.2. Reinforcement learning

A fully observable discrete-time *Markov Decision Process* (MDP) is the standard formulation of a single-agent reinforcement learning problem and is a tuple  $\langle S, A, P_a, R_a \rangle$  where:

- $S$  represents a finite or infinite number of environment states, the *state space*;
- $A$  represents a finite or infinite set of actions, the *action space*;
- $P_a(s, s') = \Pr(s_{t+1} = s' \mid s_t = s, a_t = a)$  represents a transition probability, that only depends on the current state and not on the previous ones (i.e. Markov Property), being in a certain state  $s \in S$  in time step  $t$  and choosing action  $a \in A$  will lead to being in state  $s' \in S$  in the next time step  $t + 1$ ;
- $R_a(s, s')$  is an (expected) immediate numerical reward associated for making the transition  $s \rightarrow s'$ , i.e. this is also unknown to the agent before it actually made this transition to the next state in time step  $t + 1$ .

The objective is to find a policy  $\pi$  that maximizes an expected sum of discounted rewards, i.e. in the form of maximizing the state-*value function*:

$$\max_{\pi} \left( E_{\pi} \left\{ \sum_{k=0}^{\infty} \gamma^k R_{t+k+1} \right\} \right) \quad (14a)$$

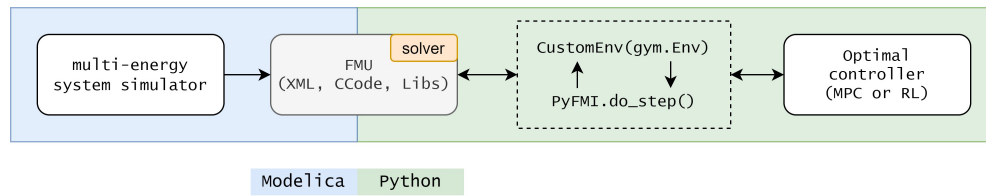
$$s.t. \quad s_t = s \quad t \in \mathbb{T}_0^{+\infty} = 0, \dots, +\infty \quad (14b)$$

Note that the reward function is the negative version of the loss function  $R_t = -L(t, x_t, u_t, w_t)$  so that Equation 14a is equivalent to the discrete time-invariant infinite-horizon stochastic optimal control problem, i.e. the time-invariant version of Equation 12. However, no *a priori* model of the system dynamics is used nor is it subject to a constraint set as is the case in model-predictive control. The only knowledge required in the reinforcement learning approach is the definition of a Markov Decision Process (MDP), as presented in this section, without explicitly defining the transition probability matrix  $P_a$ . The equivalence of reinforcement learning and stochastic optimal control has also been argued by [53], where the relationship with model-predictive control has also been discussed by [29,54].

### 5. Methodology

Two multi-energy system simulation models were developed in order to systematically test both controllers (LMPC and RL) in an energy management context. With this purpose, Modelica [55] was chosen as proposed by [56] - since it provides a general tool-chain for optimal control problems. It allows for convenient (i.e. object-oriented, elementary components, highly specialized libraries) construction of multi-physical first-principle equations that describe the *presumed* system dynamics.

This Modelica model is then exported as a co-simulation *functional mock-up unit* (FMU) and wrapped into an OpenAI gym *environment* [57] in Python, similar to [58]. The overall architecture is shown in Figure 2. Notice that in the co-simulation FMU, the DAE solver is wrapped as well and that the `do_step()` method in PyFMI [59] is used over `simulate()`. This requires proper initialization handling, but speeds-up the simulation run time significantly. Finally, the OpenAI gym interface proved to be general enough to allow for the connection between any (optimal) controller and any environment.



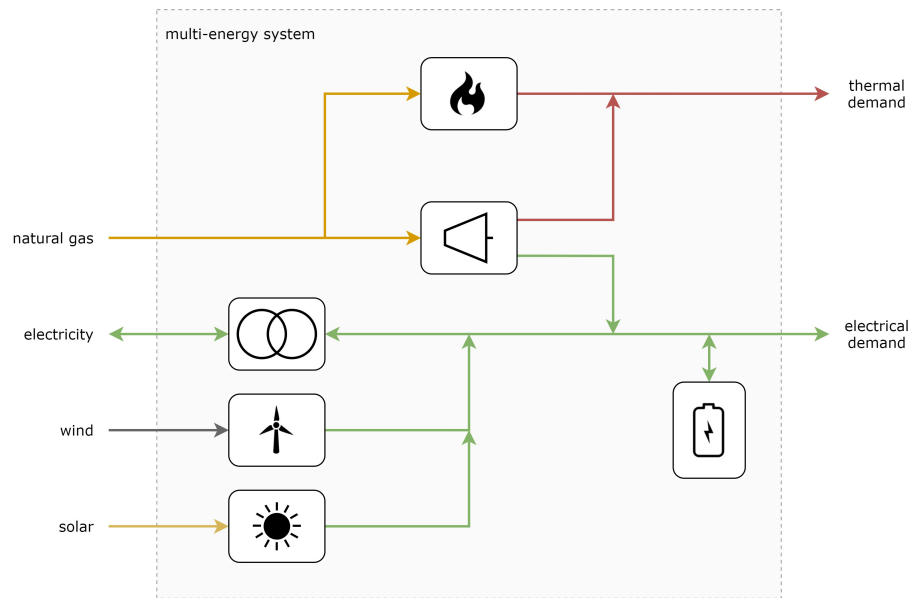
**Figure 2.** architecture of the tool-chain

In the attempt to come to a broader conclusion, both a simple and a more complex multi-energy system configurations are considered as separate case studies.

### 5.1. Case study I - simple

#### 5.1.1. Simulation model

Figure 3 shows a simplified and visual representation that describes the interaction between the 2430 differential algebraic equations that rule the dynamics of the simple multi-energy system. The model is based on an example provided by the open-source Modelica library TransiENT [60]. However, several modifications had been applied to the original example, aiming for a more complete model e.g. added electricity market information and the introduction of storage models. The system is comprised of white-box models of a wind turbine, a photovoltaic (PV) generation plant, a natural gas boiler, a combined heat and power (CHP) unit and a battery energy storage system (BESS).



**Figure 3.** structure of the simple multi-energy system

Each energy asset in the system is defined by a subset of the DAEs mentioned before. However, the description of these equations is out of the scope of this paper. As a brief explanation, the dynamics of the systems include a descriptive model of an extraction CHP that allows the plant to operate in a feasible PQ surface (different combinations of electric and heat power outputs). Each of these combinations is associated with an electrical efficiency, thermal efficiency and gas input required. Furthermore, the battery energy storage system includes state-of-charge dependent maximum rates of charge/discharge. Both

renewable electricity generation plants are non-controllable in this model. Finally, the inputs/outputs, nominal capacities and safe operational limits are described in [Table 3](#).

Energy asset	Input	Output	$P_{nom}$	$P_{min}$	$E_{nom}$
wind turbine	wind	elec	5.0 MW <sub>e</sub>	0 %	
solar PV	solar	elec	3.0 MW <sub>e</sub>	0 %	
boiler	CH <sub>4</sub>	heat	8.0 MW <sub>th</sub>	0 %	
CHP	CH <sub>4</sub>	heat	6.0 MW <sub>th</sub>	25 %	
	CH <sub>4</sub>	elec	6.0 MW <sub>e</sub>	25 %	
BESS	elec	elec	+2.5 MW <sub>e</sub>	-2.5 MW <sub>e</sub>	10.0 MWh

**Table 3.** dimensions of the simple multi-energy system

### 5.1.2. Model-predictive controller

In this case, *ficus* [61] was selected to model and solve the receding optimal control problem, formulated as a mixed-integer linear program using CPLEX as the solver. Even though the modelling framework differs from the one used in the following case, the optimisation problem is still based on the formulation detailed in [Equation 15a-15e](#).

$$\min_{u(a,k \rightarrow A,N-1)} \left( \sum_{a=0,k=0}^{A,N-1} L_{cost}(t+k, x_{a,t+k}, u_{a,t+k}) \right) \quad (15a)$$

$$s.t. \quad x_{a,t+k+1} = f(t+k, x_{a,t+k}, u_{a,t+k}) \quad a \in \mathbb{A}_1^A, k \in \mathbb{N}_0^{N-1} \quad (15b)$$

$$x_{a,t+k} \in X \quad a \in \mathbb{A}_1^A, k \in \mathbb{N}_1^N \quad (15c)$$

$$u_{a,t+k} \in U \quad a \in \mathbb{A}_1^A, k \in \mathbb{N}_0^{N-1} \quad (15d)$$

$$x_{a,0} = x_a(t) \quad (15e)$$

Where  $L_{cost}$  is the operational energy cost loss-function subject to the constraint sets  $X$  and  $U$ , at the  $t$ -th step over the prediction horizon  $N$ . This formulation has the *a priori* known discrete *deterministic* model  $x_{a,t+k+1} = f(t+k, x_{a,t+k}, u_{a,t+k})$ . The multi-dimensional decision variable  $u$  contains the set-point for a number  $A$  of assets  $a$  from set  $\mathbb{A}$  for each time-step  $t$  in the prediction horizon  $\mathbb{N}_0^{N-1}$ , which results in a mixed-integer linear optimisation program (MILP).

It is important to highlight that the model from *ficus* represents some of the dynamics of the actual system in a linearized and simplified way, thus, allowing the use of a MILP solver. Consequently, the solution obtained slightly deviates from the optimum. Nevertheless, this is still considered an adequate solution since most of the mathematical models in different studies are subject to this linearization to reduce computation time and ensure the existence of a solution. Therefore the use of a *linear* MPC as a benchmark is justified, though better-performing nonlinear MPCs exist as well [1,2].

The LMPC is operated in a receding horizon control fashion as depicted in [algorithm 1](#). The prediction horizon is set to be 72 hours (related to the number of steps in the prediction horizon  $N$ ) while a 24 hour period is taken as the control horizon (where  $C$  is the number of steps in the control horizon), using time-step interval  $T_s = 15$  minutes. Therefore, an optimization problem is solved by taking the forecasts for the next three days and selecting the values of the decision variables that optimize the objective function. The solution is passed to the simulation environment for a time interval equal to the control horizon. Once the control horizon ends, the state variables are updated directly by measuring the state at the end of the this horizon. This process is repeated until the simulation period finishes (365 simulation days). A control

horizon of 15 minutes was also tested (i.e. so that  $C = T_s$ ), yet no significant difference in performance was found in these case studies.

---

**Algorithm 1:** MPC
 

---

```

1 initialization
2 for  $t = 0, C, 2C, \dots, +\infty$  do
3   Measure the initial state  $x_t$ 
4   Predict the (non action-dependent) states  $\{\hat{x}_t, \hat{x}_{t+1}, \dots, \hat{x}_{t+N-1}\}$  over horizon  $N$ 
5   Solve Equation 15a-15e to compute the optimal sequence of control actions
       $\{u_t^*, u_{t+1}^*, \dots, u_{t+N-1}^*\}$ 
6   Select the first  $C$  elements  $\{u_t^*, u_{t+1}^*, \dots, u_{t+C-1}^*\}$ 
7   for  $k = t, t+1, \dots, t+C-1$  do
8     Apply the control action  $u_k^*$  to the system
   end
end

```

---

The results are presented for two different scenarios. On the one hand, the receding horizon optimisation is solved with perfect knowledge of the future energy prices, renewable generation and thermal and electrical demands. This sets the best performance that the *ficus* model can achieve in this custom simulation model. On the other hand, Gaussian noise (the forecasting error is assumed to have a normal distribution) is added to the states in the prediction horizon, to mimic the realistic operation of an MPC. This alteration results in an imperfect forecast of future states, which is commonly found in model predictive controllers. More precisely, the state variables that are mixed with the Gaussian noise are the future electricity prices, wind speeds, solar irradiation and both thermal and electrical loads. These variables are modified according to the metrics presented in Table 4.

Predictions	R2-score	MAPE
Electrical demand	95%	4%
Thermal demand	94%	9%
Day-ahead price	86%	6%
Solar irradiance	69%	37% <sup>2</sup>
Wind speed	78%	25% <sup>2</sup>

**Table 4.** imperfect LMPC prediction metrics for the simple MES configuration

### 5.1.3. Reinforcement learning agent

For the simple multi-energy system, the PP02 implementation from OpenAI is used. Here, the fully observable discrete-time MDP is formulated as the tuple  $\langle S, A, P_a, R_a \rangle$ :

$$S^t = (E_{th}^t, E_{el}^t, P_{wind}^t, P_{solar}^t, C_e^t, X_{el}^t) \quad S^t \in S \quad (16a)$$

$$A_{chp,p}^t = (0, A_{chp,p}^{min}, \xrightarrow{A_{chp,p}^{max}}) \quad A_{chp,p}^t \in A \quad (16b)$$

$$A_{chp,q}^t = (0, A_{chp,q}^{min}, \xrightarrow{A_{chp,q}^{max}}) \quad A_{chp,q}^t \in A \quad (16c)$$

$$A_{bess}^t = (A_{bess}^{min}, \xrightarrow{A_{bess}^{max}}) \quad A_{bess}^t \in A \quad (16d)$$

$$R_a = -(a \times L_{cost}^t + b \times L_{comfort}^t) \quad (16e)$$

---

<sup>2</sup> The exclusion of the zeros causes the high values

where  $E_{th}^t$  is the thermal demand,  $E_{el}^t$  the electrical demand,  $P_{wind}^t$  the electrical wind in-feed,  $P_{solar}^t$  the electrical solar in-feed,  $C_e^t$  the total energy cost and  $X_{el}^t$  the electrical price signal (i.e. day-ahead spot price) all at the  $t$ -th step which makes up the state-space  $S$ . The continuous action-space  $A$ , is comprised of the combined heat and power electric  $A_{chp,p}^t$  and thermal  $A_{chp,q}^t$  control set-points, alongside with the battery energy storage system electric power, all within the power rate limits shown in Table 3.

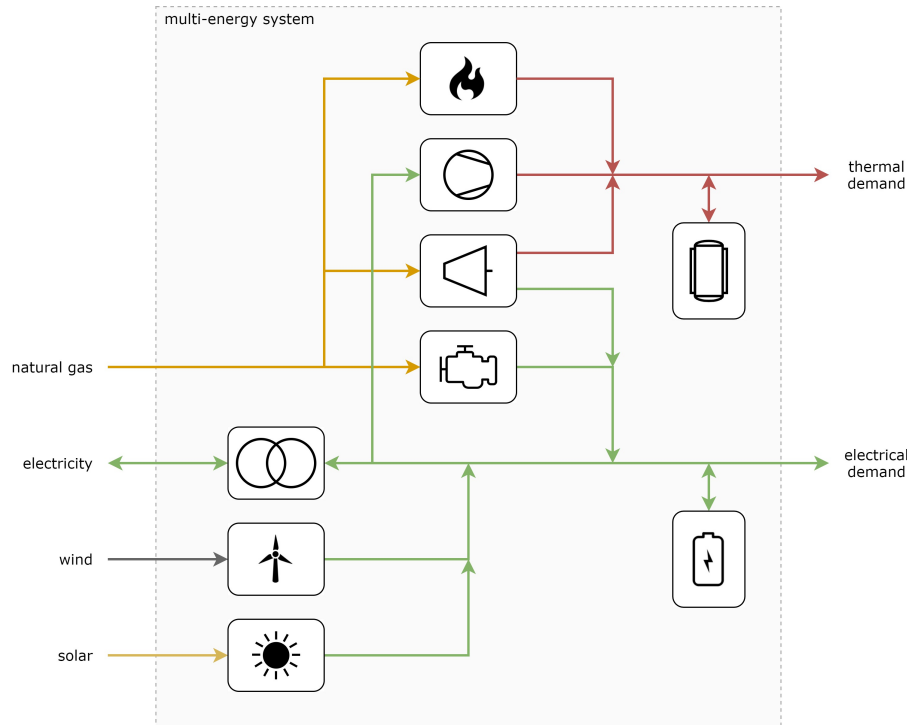
It is important to mention that differently to the following case study, the gas boiler is not directly controllable since its set-point is determined by a safe back-up controller that automatically chooses as set-point the remaining thermal demand after the CHP heat production. This decision was based on the avoidance of redundancy in the controller since the heat not supplied by the CHP must be supplied by the boiler to fulfill the thermal demand. Hence, the action-space could be kept in a lower dimension space, improving the learning process of the RL agents.

Finally, the reward function  $R_a$  is the negative loss in energy costs  $L_{cost}^t$  and loss in comfort  $L_{comfort}^t$  both at the  $t$ -th time-step with multi-objective scaling constants  $a$  and  $b$ . The loss in comfort is defined as  $|E_{th}^t - Q^t|$ , where  $Q^t$  is the thermal energy production. The electrical demand and natural gas consumption can always be fulfilled by (buying from) their respective *infinitely* large main grid connection, i.e. within the Modelica simulation model it is assumed that the grid connections are sufficiently large.

## 5.2. Case study II - complex

### 5.2.1. Simulation model

The considered complex multi-energy system has the following structure:



**Figure 4.** structure of the complex multi-energy system

It includes (from left to right, from top to bottom): an electrical transformer, a wind turbine, a photo-voltaic (PV) installation, a natural gas boiler, a heat pump, a combined heat and power (CHP) unit,

a gas turbine (back-up) generator, a thermal energy storage system (TESS) and a battery energy storage system (BESS). Notice that there are multiple assets that link the energy carriers together, requiring an integrated control strategy - hence the reason of this presented system configuration. The dimensions of the considered multi-energy system are presented in [Table 5](#).

Energy asset	Input	Output	$P_{nom}$	$P_{min}$	$E_{nom}$
transformer	elec	elec	$+\infty$	$-\infty$	
wind turbine	wind	elec	0.8 MW <sub>e</sub>	1.5 %	
solar PV	solar	elec	1.0 MW <sub>e</sub>	0 %	
boiler	CH <sub>4</sub>	heat	2.0 MW <sub>th</sub>	10 %	
heat pump	elec	heat	1.0 MW <sub>th</sub>	25 %	
CHP	CH <sub>4</sub>	heat	1.0 MW <sub>th</sub>	50 %	
	CH <sub>4</sub>	elec	0.8 MW <sub>e</sub>	50 %	
genset	CH <sub>4</sub>	elec	0.5 MW <sub>e</sub>	50 %	
TESS	heat	heat	+0.5 MW <sub>th</sub>	-0.5 MW <sub>th</sub>	3.5 MWh
BESS	elec	elec	+0.5 MW <sub>e</sub>	-0.5 MW <sub>e</sub>	2.0 MWh

**Table 5.** dimensions of the multi-energy system

Do note that this table is a simplified, yet convenient, representation of the underlying system characteristics and its scale. For example, the minimum wind turbine power is a result of a minimum cut-off wind speed and an efficiency curve and, the thermal energy storage system is a given volume of water operating between certain temperature ranges of a hydraulic heating system. Furthermore, an arbitrary geographical location is chosen to allow for the input of external demand (electrical and thermal), market (natural gas and electricity prices) and weather (solar and wind) data. In this case study, the aggregated thermal and electrical hourly demand of 100 households is used and is linearly interpolated between time-steps. Day-ahead electricity prices are downloaded from the platform of the European Network of Transmission System Operators (entso) [62] and weather data from [63]. However, it is beyond the scope of this paper to (mathematically) describe this simulation model in detail, yet it is a system of 2,548 differential algebraic equations (DAE) and thus with an equal amount of variables.

### 5.2.2. Model-predictive controller

Many open-source energy system optimisation tools exist [64]. In contrast to case I, the multi-scale energy systems modelling framework *calliope* [65] was chosen, which provides convenient classes to use out-of-the-box (e.g. receding control horizon). The objective function of the model-predictive controller is the same as for the previous case, and is defined in [Equation 15a-15e](#).

The most restrictive element of this model is the need to balance respective carriers power on every time step. Thus, the power that technologies produce, storage unit power output and power imports must equal the sum of consumed power, power placed in storage, power exports and the systems power demands. Hence, the energy management objective is to minimize the energy costs while fulfilling this comfort constraint. These (linear) equations and all the subsets, parameters and variables can be found in the mathematical documentation of *calliope* [66].

Also in this case study, a prediction horizon of 72 hours and a control horizon of 24 hours is chosen with a discretization of 15 minutes, both with perfect and imperfect foresight. The pseudo-code is given in [algorithm 1](#). The *assumed* metrics of the imperfect predictions, independent of any modelling bias (e.g. presumed efficiency curves), are presented in [Table 6](#).

Predictions	R2-score	MAPE
Electrical demand	95%	12%
Thermal demand	95%	8%
Day-ahead price	85%	8%
Solar irradiance	70%	37% <sup>2</sup>
Wind speed	70%	36% <sup>2</sup>

**Table 6.** imperfect LMPC prediction metrics for the complex MES configuration



### 5.2.3. Reinforcement learning agent

The fully observable discrete-time MDP is formulated as the tuple  $\langle S, A, P_a, R_a \rangle$  so that:

$$S^t = (E_{th}^t, E_{el}^t, P_{wind}^t, P_{solar}^t, C_e^t, X_{el}^t) \quad S^t \in S \quad (17a)$$

$$A_{boil}^t = (0, A_{boil}^{min} \xrightarrow{\tau} A_{boil}^{max}) \quad A_{boil}^t \in A \quad (17b)$$

$$A_{hp}^t = (0, A_{hp}^{min} \xrightarrow{\tau} A_{hp}^{max}) \quad A_{hp}^t \in A \quad (17c)$$

$$A_{chp}^t = (0, A_{chp}^{min} \xrightarrow{\tau} A_{chp}^{max}) \quad A_{chp}^t \in A \quad (17d)$$

$$A_{gen}^t = (0, A_{gen}^{min} \xrightarrow{\tau} A_{gen}^{max}) \quad A_{gen}^t \in A \quad (17e)$$

$$A_{tess}^t = (A_{tess}^{min} \xrightarrow{\tau} A_{tess}^{max}) \quad A_{tess}^t \in A \quad (17f)$$

$$A_{bess}^t = (A_{bess}^{min} \xrightarrow{\tau} A_{bess}^{max}) \quad A_{bess}^t \in A \quad (17g)$$

$$R_a = -(a \times L_{cost}^t + b \times L_{comfort}^t) \quad (17h)$$

where the state-space  $S$  and the reward function  $R_a$  are the same as in the previous case study. The action-space  $A$ , with discretization constant  $\tau$ , is confined of the control set-points from,  $A_{boil}^t$  the natural gas boiler,  $A_{hp}^t$  the heat pump,  $A_{chp}^t$  the combined heat and power unit,  $A_{gen}^t$  the natural gas gen-set,  $A_{tess}^t$  the thermal energy storage system and  $A_{bess}^t$  the battery storage system all between a minimum and maximum power rate as shown in [Table 5](#).

Here, proximal policy optimisation (PPO) [67] and twin delayed deep deterministic policy gradient (TD3) [68] agents were chosen as they are considered one of the state-of-the-art model-free reinforcement learning algorithms, on- and off-policy respectively. Specifically, the PP02, with discrete action-space, and TD3, with continuous action-space, implementations of the `stable baselines` [69] are used. The pseudo code is given in [algorithm 2](#) and [algorithm 3](#) in [Appendix C](#), the hyper-parameter study in [Appendix A](#).

## 6. Results and discussion

This section presents the performance, in terms of energy costs minimization, subject to comfort fulfilment, of the perfect and realistic foresight ([Table 4](#), [Table 6](#)) linear model-predictive controller, the reinforcement learning agents ([algorithm 2](#) and [algorithm 3](#)) and random agents (as minimal performance baseline), presented relative towards the perfect foresight LMPC. The optimal control policies are evaluated over a year-long simulation while participating in a day-ahead electricity market.

The results observed from the simulations show the objective value relative to the simplified LMPC with perfect foresight and a finite receding optimisation horizon. These values are a metric for the *multi-task* energy management problem of minimizing the energy cost while fulfilling the demands and are presented in [Table 7](#). Detailed visualisations of the simulations' results (i.e. time series plots of the control policies) can be found in [Appendix B](#).

These results ([Table 7](#)) show that a significant amount of performance is lost due to inaccurate prediction *and* modelling errors in the linear model predictive controller (LMPC), i.e. 2% in case study I and 10% in case study II. This occurs since even the perfect foresight LMPC is still a simplified or approximated (only linear equations) representation of the true underlying system dynamics. Furthermore, these results

<sup>2</sup> The exclusion of the zeros causes the high values

<sup>4</sup> Random agent + back-up controller

Optimal controller	Case study I	Case study II
LMPC - perfect predictions	100%	100%
LMPC - realistic predictions	98.0%	89.9%
PPO agent	101.3%	88.1%
TD3 agent	101.5%	94.6%
Random agent	82.4% <sup>4</sup>	12.8%

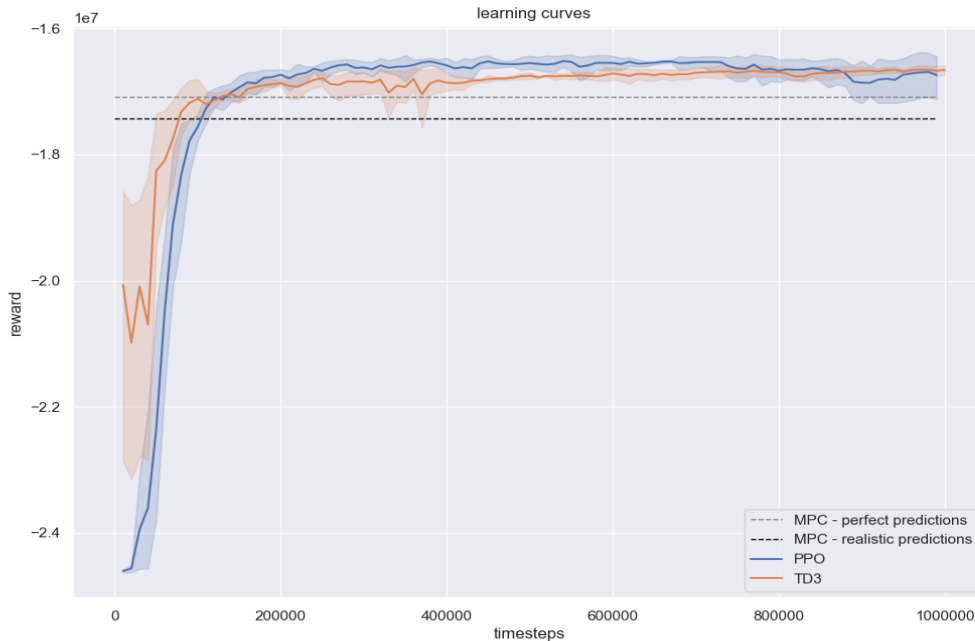
**Table 7.** simulation results of the case studies.

show that the reinforcement learning (RL) agents can even outperform the perfect foresight LMPC (in the simple MES configuration). This, as they make no *a priori* assumptions on the underlying system dynamics nor they require a state forecast as input and, thus, learn a better representation of those system dynamics given a sufficient training budget (i.e. finite amount of interactions with the environment).

The economic viability of the energy management system even increases as no, case study specific, *a priori* models need to be constructed and maintained (yet training effort is needed). Nevertheless, the RL agents by themselves rely on multiple function approximations (e.g. using artificial neural networks) always resulting in a sub-optimal solution (arguably the practically achievable optimal). In particular the RL agents showed difficulties in operating both the thermal and electrical storage system as this involves momentarily a penalty (i.e. increased consumption when charging) to achieve a mid-term reward (discharging when prices are higher). Future work will assess whether this is caused by the selected hyperparameters ([Appendix A](#), gamma is already considered in this paper), the surrogate objective implemented in PPO, the use of PPO as the reinforcement learning algorithm or the use of reinforcement learning itself.

Also notice that the random agent in case study I shows a high relative performance as compared to the previous case. This is not only because of the simpler multi-energy system configuration but also due to the back-up controller in the boiler, causing the thermal discomfort to be close to zero even when the set-points in the rest of the system are random. This has a considerable impact on the thermal discomfort term in [Equation 16e](#), minimizing its effect and causing a relatively high performance.

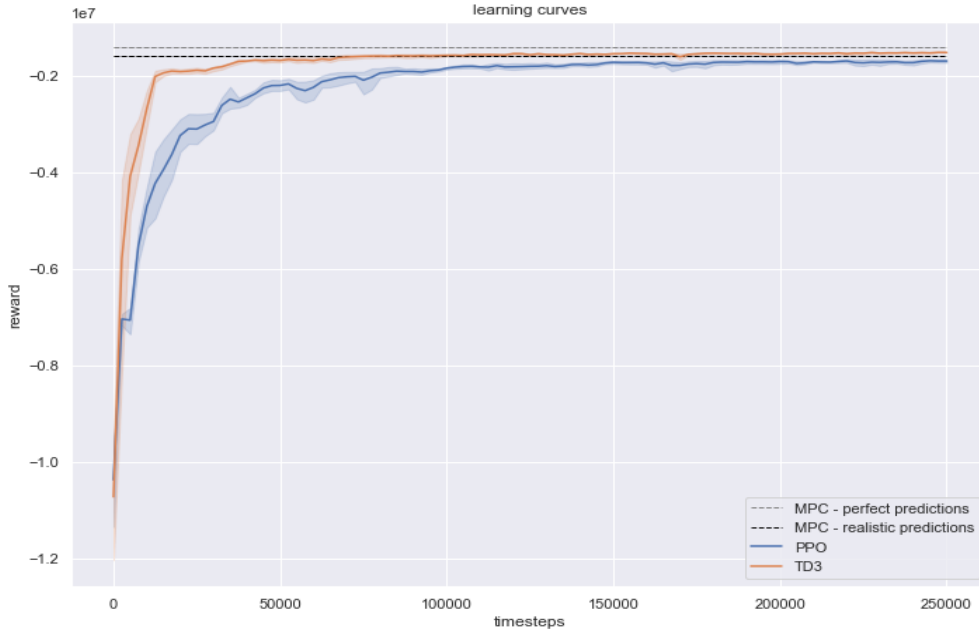
However, the results of the *unconstrained* (apart from the finite action space) RL agents are achieved by a large amount of unsafe interactions with its environment, resulting in a training cost (that does not exist with the LMPC, yet having an initial and ongoing modelling cost). This both for the task of minimizing the energy cost (i.e. expending more than needed) as for the task of fulfilling the demands (i.e. the thermal system is not grid-connected, resulting in thermal discomfort).



**Figure 5.** Case study I: learning curves

The learning curves of the RL agents in case study I are presented in [Figure 5](#). It shows an stabilization in the reward for both agents after  $\sim 5.70$  years (200,000 training time-steps). However, the multiple agents trained using PPO start to deviate which visible at approximately 650,000 time-steps. Opposed to that, TD3 shows a high variation during the starting steps of the training but stabilizing in the mid to long term, since the deviation between agents tends to decrease as the number of training time steps increases. Overall, both algorithms find a policy that outperforms the perfect foresight LMPC after 125,000 training steps which is equivalent to 3.56 years worth of interaction with the environment and  $\sim 80,000$  and  $\sim 105,000$  time-steps to outperform the realistic LMPC (2.28 and 3 years respectively). This long training time could be impractical in a real setup, which suggest that further research is needed to overcome this challenge.

The time in which these agents reached 70% of their best performance were are 2.04 years for PPO and 2.17 years for TD3. Similarly, they achieved 90% in 2.94 and 3.57 years respectively.



**Figure 6.** Case study II: learning curves

In Figure 6 the learning curves of the RL agents in case study II are presented. We observe a steep initial learning rate, a low variance and a stable performance with increasing amount of interactions with the environment. The TD3 agent reaches  $\sim 70\%$  of its maximum performance after 3,000 time steps or  $\sim 4.5$  weeks of data (using quarterly interactions),  $\sim 90\%$  after 10,000 time steps or  $\sim 14.9$  weeks and  $\sim 95\%$  after 12,500 time steps or  $\sim 18.6$  weeks. The realistic LMPC is outperformed after  $\sim 2$  years. It is expected that a model-based RL agent would have an improved learning speed (due to the additional planning step).

## 7. Conclusion and future work

This paper benchmarked a state-of-the-art on- and off-policy multi-objective reinforcement learning (RL) algorithm against a linear model-predictive controller (LMPC) in dynamically simulated, day-ahead participating, multi-energy systems.

We conclude that RL can be an adequate optimal control technique for multi-energy management systems that outperforms *practically* achievable LMPC, given a sufficient training budget (i.e. time and memory). However, while avoiding the initial and ongoing modelling cost that exists with the MPC technique, the superior RL performance is achieved by a large number of unsafe interactions with its environment, resulting in a training cost.

Additionally, the performance greatly depends on the selection of adequate *a priori* unknown hyper-parameters, yet this can be mitigated by performing offline pre-studies. Furthermore, the hyper-parameters were found to be interchangeable across multi-energy systems configuration. This statement is based on the fact that the hyper-parameter study results obtained in case II were also used in case I, achieving an agent that outperformed the benchmark. It indicates that they are task specific and not completely environment specific, however, further research on this statement is needed. Therefore, we propose the following future work:

- Achieving asymptotic stability (i.e. safely recover from exploratory actions) that can be guaranteed by first estimating a safe region of attraction for an initial control policy using Lyapunov stability theory (i.e. comparison function). The state-space is then explored, never leaving the safe region with high probability. This by updating any statistical model (e.g. Gaussian Process) of the dynamics and safely improving the control policy.
- Utilizing shielding principles to enforce strict safety constraints expressed as temporal logic and to introduce domain knowledge to reduce the training budget.
- Including a planning step in the reinforcement learning agents to further reduce the training budget and to roll-out a fixed sequence of (robust<sup>2</sup>) control actions (e.g. using a Dyna-algorithm or native model-based RL agents) for day-ahead *planning* purposes.
- Extensions towards demand-side management (DSM) and control of industrial production processes, including complexities in energy markets from a production planning perspective.
- Root-cause analysis on the limited use of the BESS in both case studies, including a review of the state-space, reward function and hyper-parameters (e.g. discount rate).
- Robustness of the energy management systems under faulty measurements/observations and sensitivity of its hyper-parameters across multiple system configurations.

## 8. Acknowledgement

This work has been supported in part by ABB n.v. and Flemish Agency for Innovation and Entrepreneurship (VLAIO) grant HBC.2019.2613 and grant HBC.2018.0529 . We also acknowledge Flanders Make for the support to the MOBI research group.

## CRedit authorship contribution statement

**Glenn Ceusters:** Conceptualization, Methodology, Software, Validation, Formal analysis, Resources, Data curation, Writing - original draft, Visualization, Funding acquisition; **Román Cantú Rodríguez:** Software, Formal analysis, Resources, Data curation, Writing - original draft, Visualization; **Alberte Bouso García:** Formal analysis, Data curation, Visualization; **Rüdiger Franke:** Supervision; **Geert Deconinck:** Writing - review and editing, Supervision; **Lieve Helsen:** Writing - review and editing; **Ann Nowé:** Writing - review and editing, Supervision; **Maarten Messagie:** Supervision; **Luis Ramirez Camargo:** Conceptualization, Writing - review and editing, Supervision.

---

<sup>2</sup> The transition probability matrix can then also be used to generate a *robust* planning rather than a pure *most-likelihood* planning

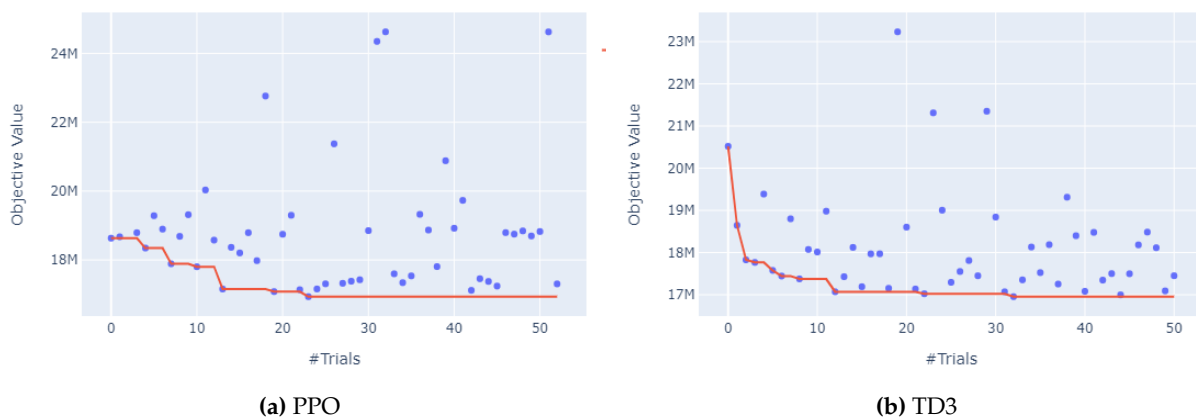
## Appendix A Hyper-parameter optimisation

As it is known, the performance of Machine Learning techniques closely depends on a set of hyper-parameters that are selected before the learning process. These hyper-parameters influence the multi-step optimisation process that aims to develop a policy that successfully optimizes the defined objective function. Hyper-parameter tuning can be performed manually by running multiple cycles of training and evaluation (trials) using different combinations of feasible hyper-parameters [70]. Note that each trial involves the training process of the policy, making this cycle highly computationally and time intensive. Consequently, automatic tuning of these parameters is desired with the goal of reducing the total amount of training phases before finding satisfactory hyper-parameters.

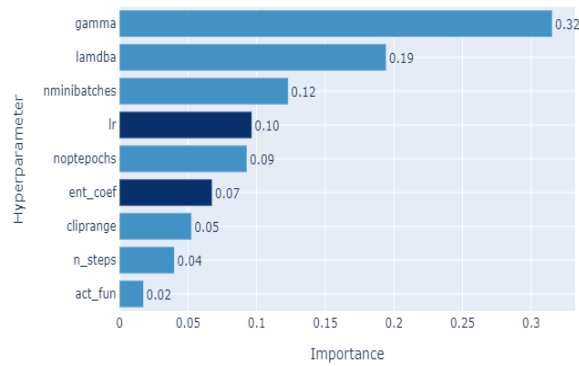
Automated hyper-parameter optimisation has the advantage of reducing both the human effort and human error while improving the performance of the machine learning algorithm. Additionally, the reproducibility and more importantly, the fairness of comparison is enhanced for research involving machine learning techniques [71].

There are several hyper-parameter search techniques developed in the literature, among them: Grid search, Random Search, Sequential Model-Based Global optimisation, Nelder-Mead technique, simulated annealing, evolutionary algorithms, genetic algorithms, particle swarm optimisation, Bayesian methods, etc. [70,71]. Consequently, there are software tools aimed to undergo optimal hyper-parameter search through some of these techniques such as Hyperopt, Spearmint, SMAC, Autotune, Vizier, Optunity, Google HyperTune, OptiML, SigOpt [70,72].

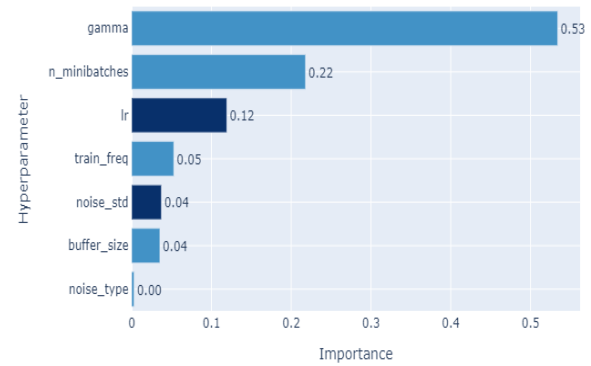
In the case of the work developed in this text, the reinforcement learning agents in cases I and II require the specification of a set of hyper-parameters that are used in the PPO and TD3 algorithms. Depending on the values assigned to these, the simulations resulted in a diversity of learning curves. Not only their learning speeds differed but also their achieved best performance (i.e. their final policy and objective function values). Therefore, the presented results are based on RL agents trained with hyper-parameters found after running a hyper-parameter optimisation study. In this case, the python module Optuna [72] is selected to complete this optimisation task. Optuna is an optimisation software designed specifically with the objective of running hyper-parameter optimisation studies for machine learning algorithms. It allows the user to define a custom search space over which the algorithm finds the set of parameters that optimizes a custom objective function (also set by the user). For both case studies, a Tree-structured Parzen Estimator (TPE) is used as the hyper-parameter optimisation search algorithm which is described in [73].



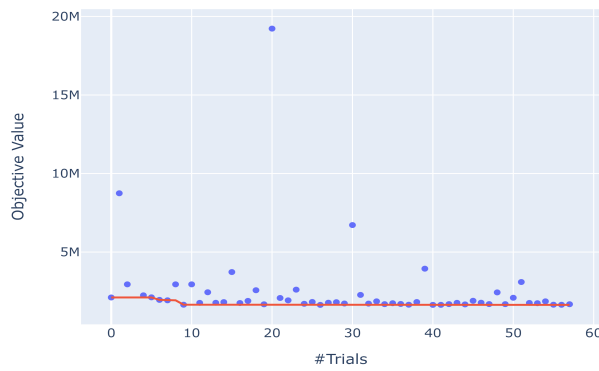
**Figure A1.** Case study I: Hyper-parameter optimization history plots



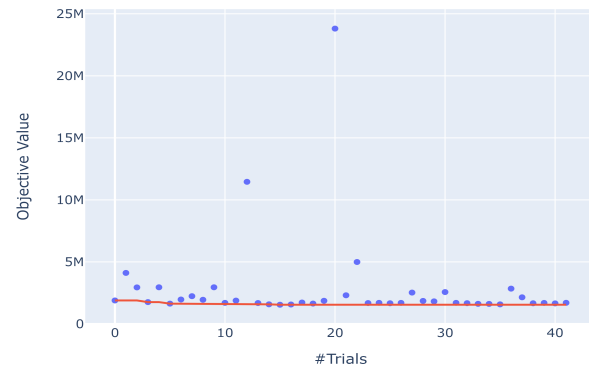
(a) PPO



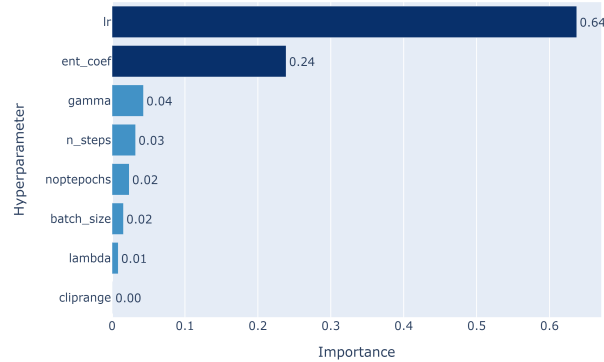
(b) TD3

**Figure A2.** Case study I: Hyper-parameter importance plots

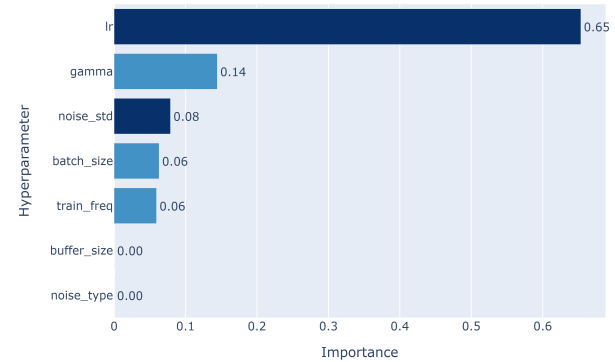
(a) PPO



(b) TD3

**Figure A3.** Case study II: Hyper-parameter optimisation history plots

(a) PPO



(b) TD3

**Figure A4.** Case study II: Hyper-parameter importance plots

The previous figures show relevant information about the hyper-parameter studies performed in each of the case studies. There are two types of figures for each case, one of them depicts the objective value achieved after each trial and the other one the importance of each hyper-parameter involved in the study. The former type of figure (i.e. [Figure A1](#) and [Figure A3](#)) shows the best objective value achieved during the study in a red curve. Furthermore, it shows the specific objective value of each trial in the study as blue



points. The set of hyper-parameters selected was the first one that achieved the lowest value in the red curve. The latter type of figure (i.e. [Figure A2](#) and [Figure A4](#)) give an indicator of which hyper-parameter had a greater impact during the study.

## Appendix B Simulations visualization

This section shows the control policy of TD3 and realistic LMPC for different times during the year (i.e. the whimsical noise of the LMPC is due to its prediction errors). The dates selected correspond to seasons of the year that, due to the weather and market conditions, show a sample of the expected behaviour throughout the year.

The first observation that can be made is the difference between the battery use in the LMPC and the TD3 techniques. While the LMPC takes advantage of the availability of a battery storage system in the three periods, the TD3 agent decides that it is not beneficial to use it. A possible explanation is the selection of hyper-parameters, especially the amount of time-steps and discount factors used during policy update process. These hyper-parameters possibly led the policy towards a local optima that does not make use of electricity energy storage.

Additionally, it is possible to see that both techniques resulted in a slight overproduction of thermal energy. Due to the boiler's back-up controller (which aims to produce any missing thermal energy), the thermal discomfort occurred in only one direction: overproduction. This overproduction was caused by the inaccuracy of the model and the forecast predictions in the case of the LMPC and by the lack of an operation constraint in case of the TD3 agent. However, both techniques have a mechanism to prevent this overproduction from being greater. While the LMPC makes use of the thermal energy balance in its internal model, the TD3 agent minimizes the thermal discomfort penalty that is included in its reward function.

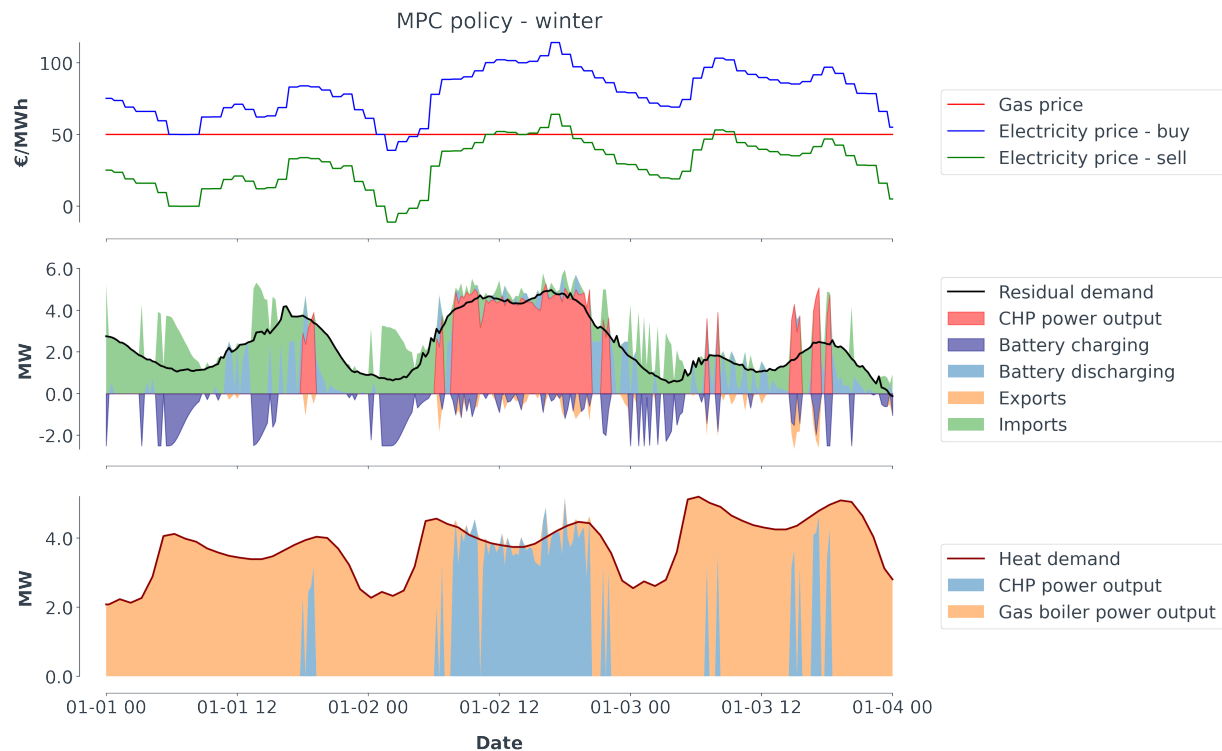


Figure A5. Case study I: LMPC policy - winter

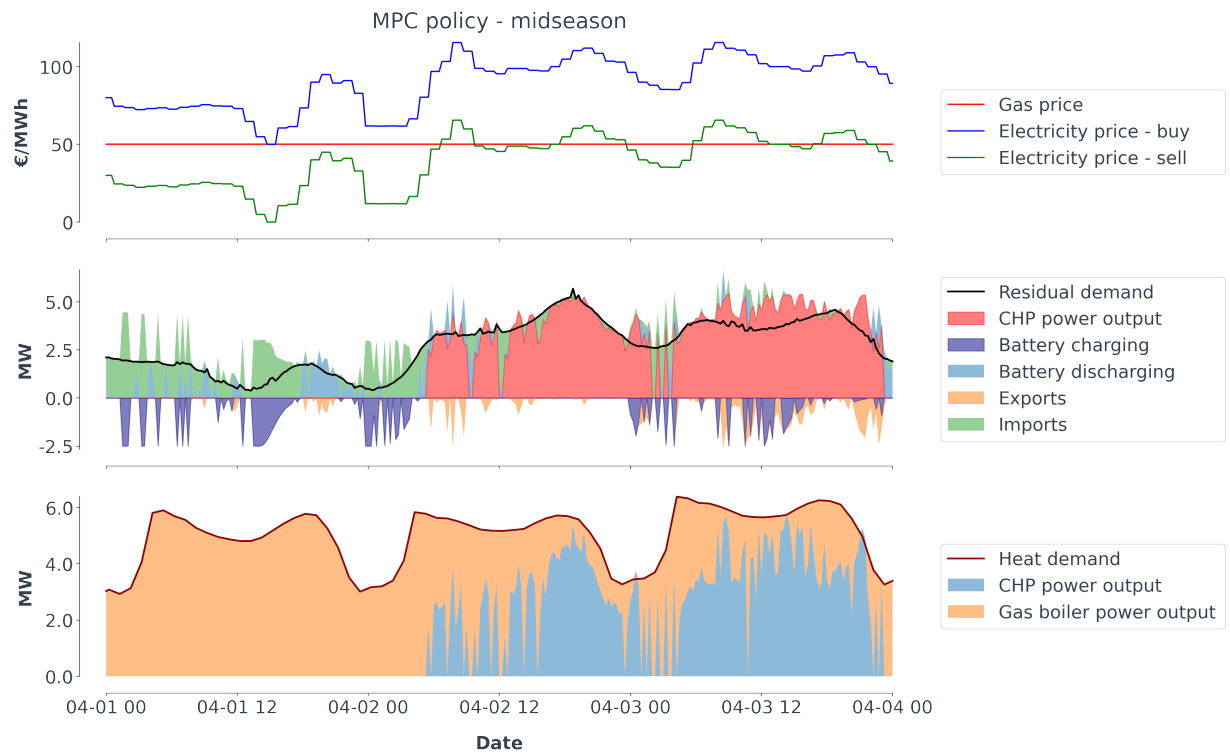


Figure A6. Case study I: LMPC policy - midseason

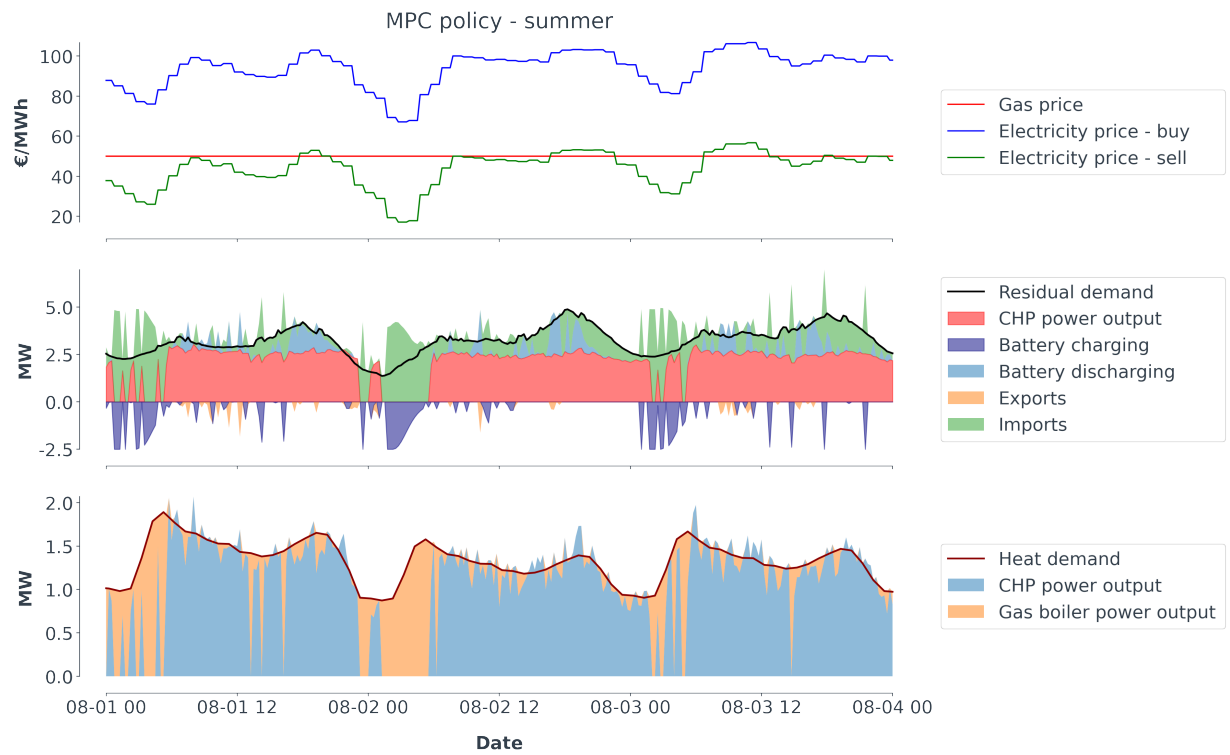


Figure A7. Case study I: LMPC policy - summer

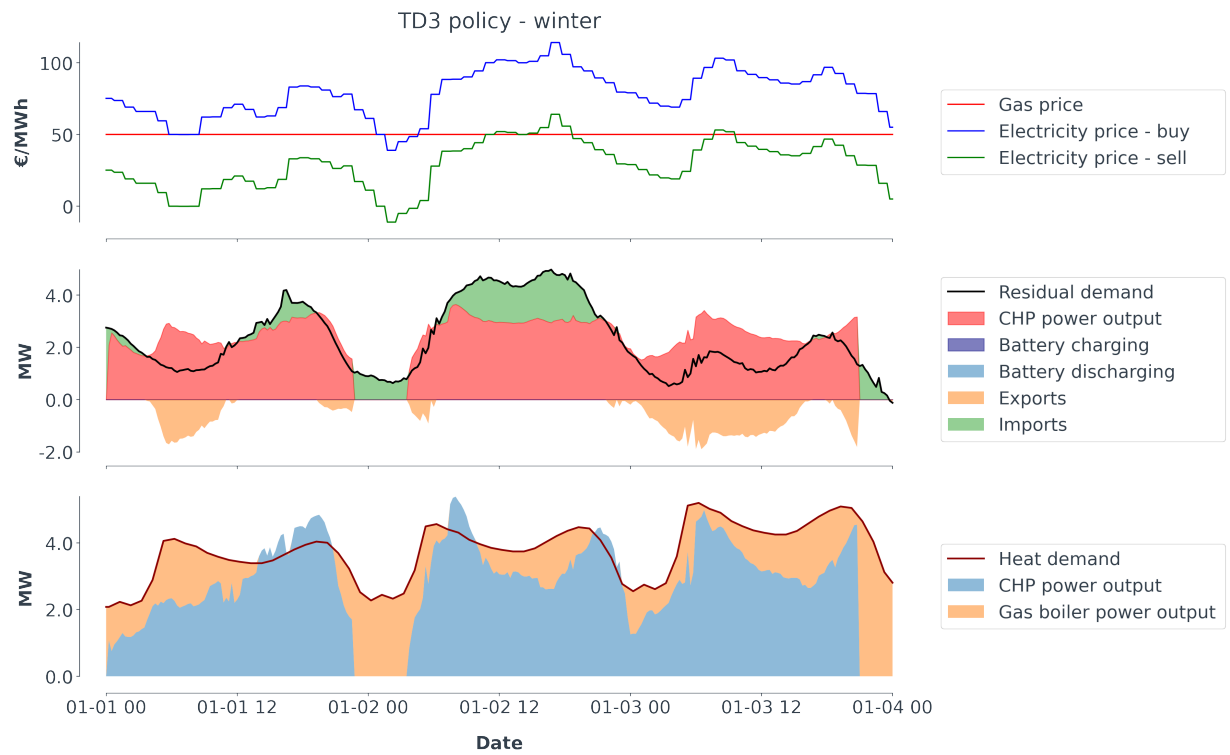


Figure A8. Case study I: TD3 policy - winter

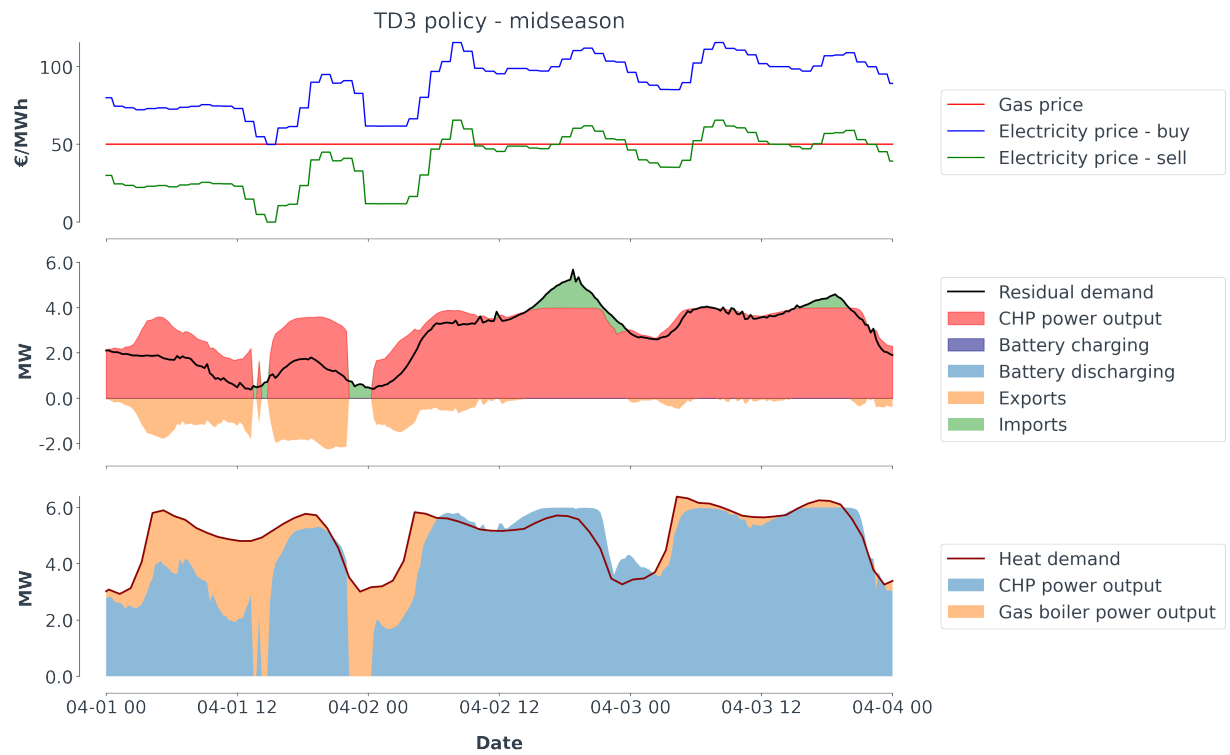
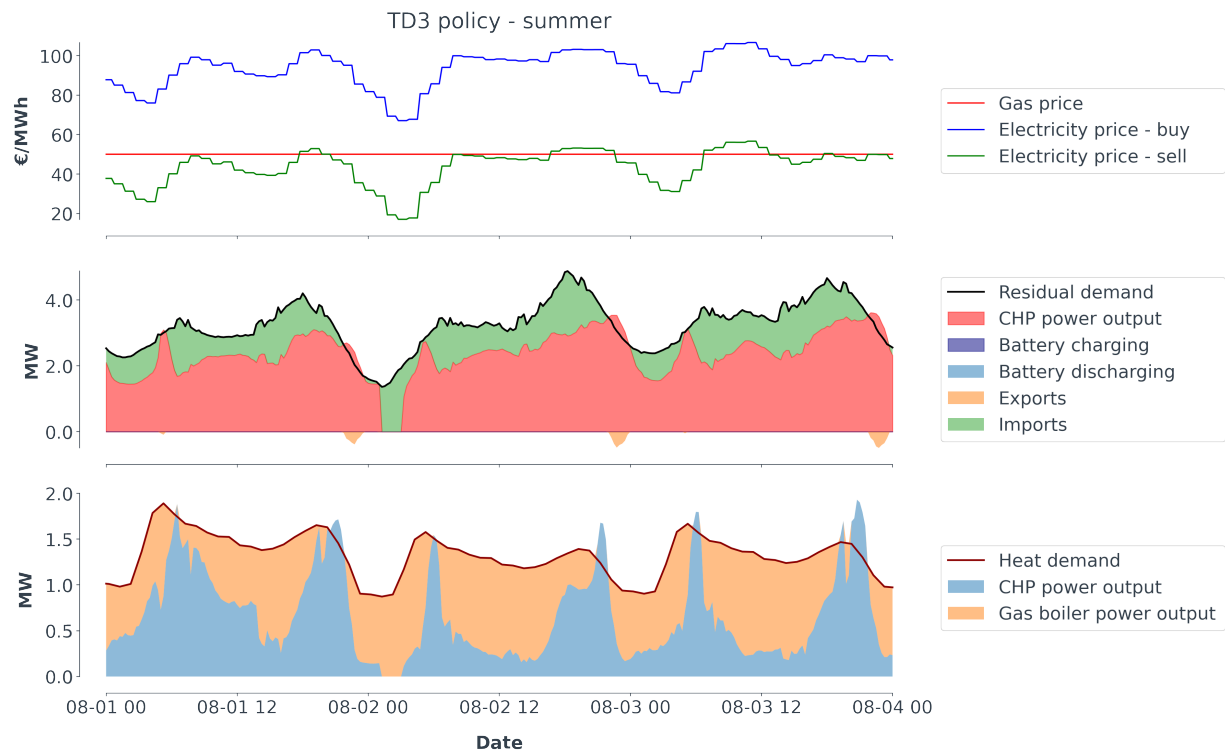


Figure A9. Case study I: TD3 policy - midseason



**Figure A10.** Case study I: TD3 policy - summer

It is observable in the next three figures that the thermal discomfort was close to zero during winter and slightly higher during the summer. This slight mismatch can be explained by the inaccuracy of the linear model used in the LMPC, since keeping the thermal discomfort equal to zero is a constraint in this control technique, which prevents it to deliberately deviate from zero. The midseason and winter periods show a more diverse use of the multiple assets and an overall reduced thermal discomfort.

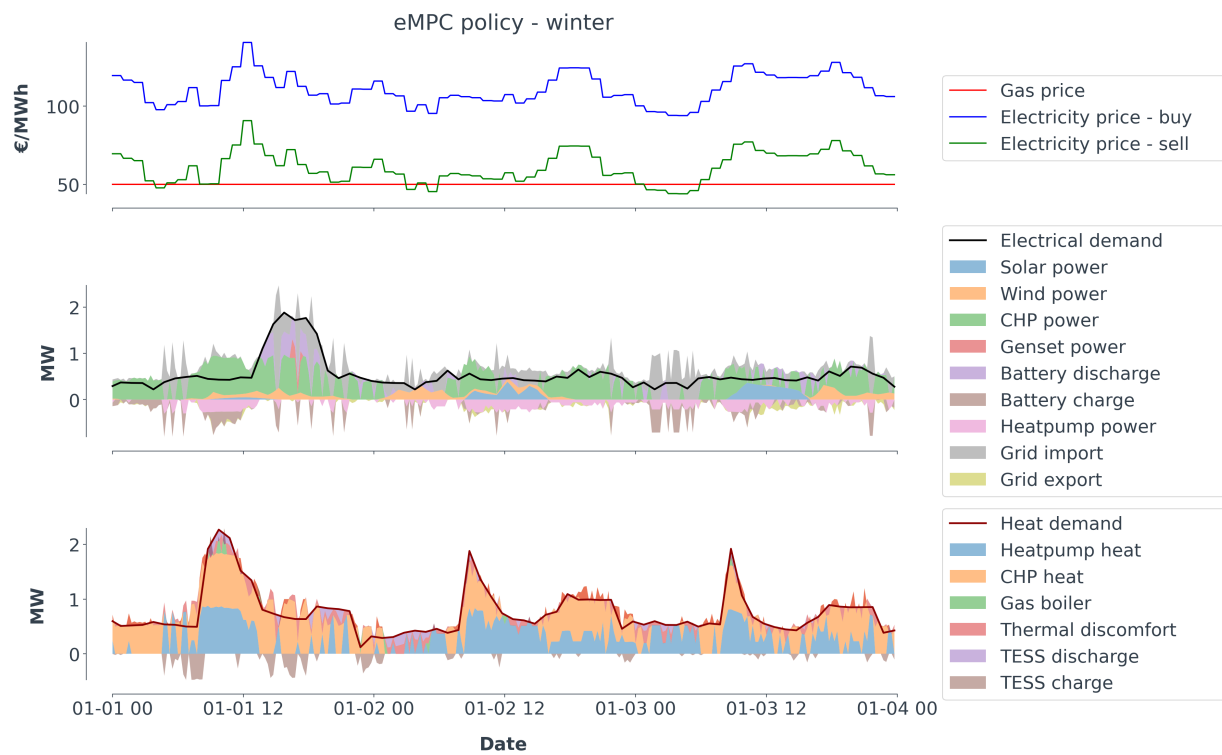


Figure A11. Case study II: LMPC policy - winter

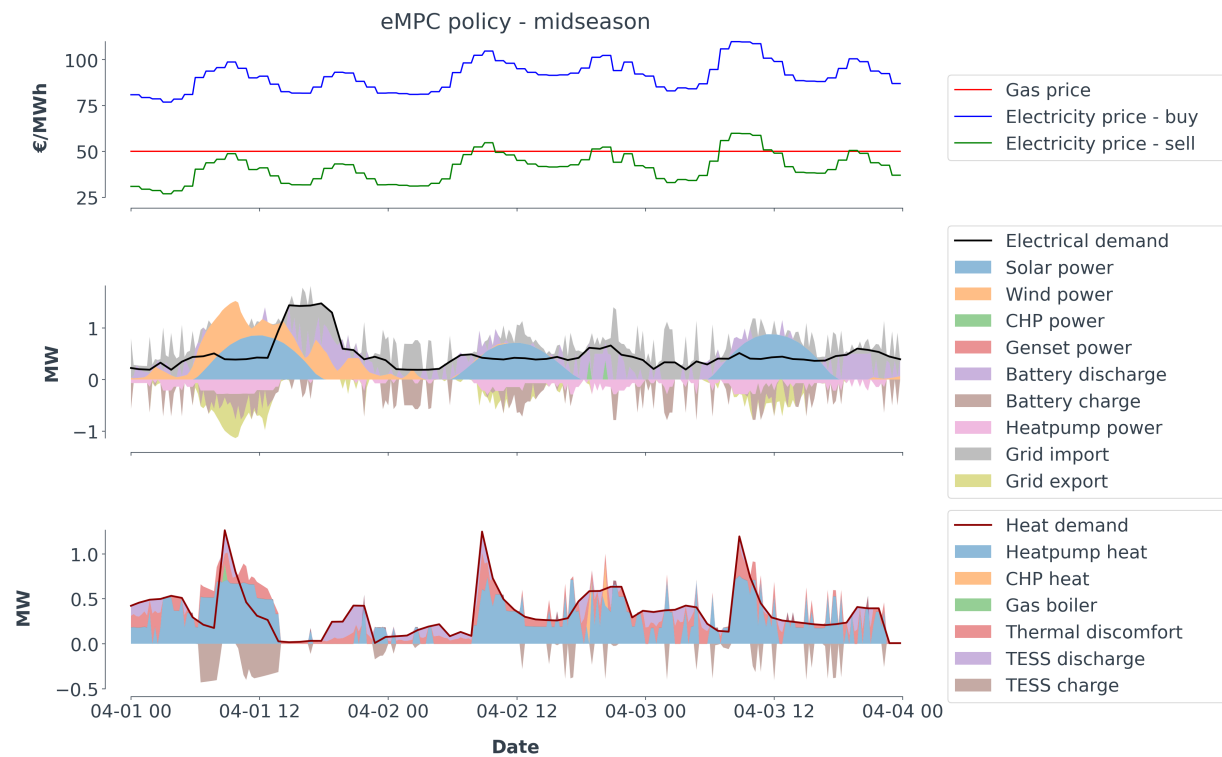
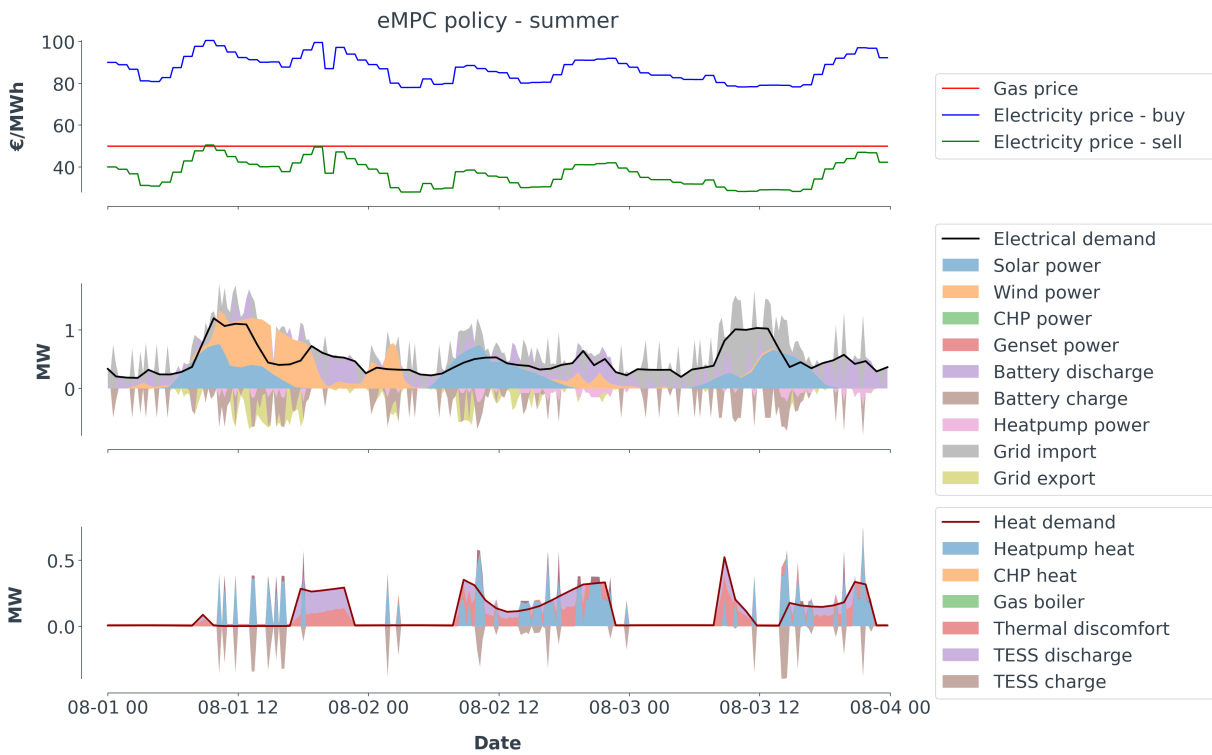


Figure A12. Case study II: LMPC policy - midseason



**Figure A13.** Case study II: LMPC policy - summer

Similarly to the LMPC, the TD3 agent shows difficulties to avoid thermal discomfort during the summer period. However, the midseason period depicts a lower thermal discomfort than that achieved by the LMPC. In contrast to the previous control technique, the TD3 agent does not have explicit constraints in the thermal comfort, but it uses a term that considers this comfort in the reward function. Therefore, the agent tries to reduce as much as it is convenient according to the reward function and the operational capabilities of the assets.

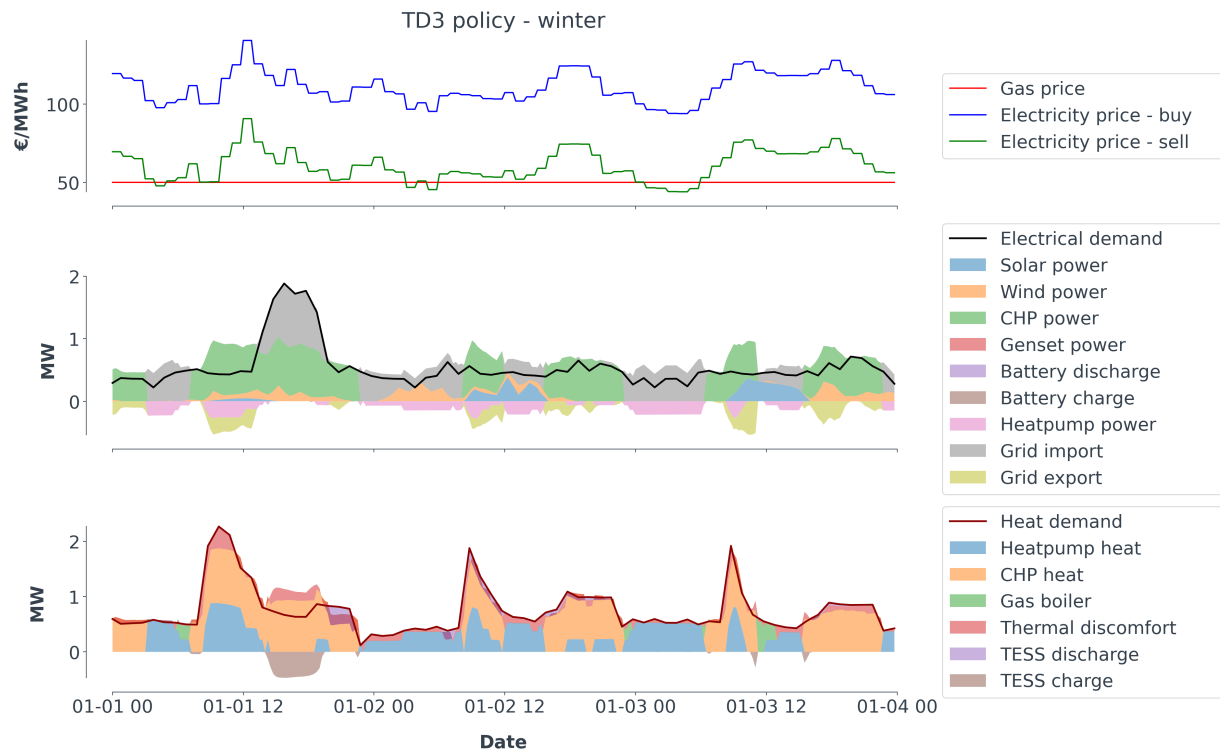


Figure A14. Case study II: TD3 policy - winter

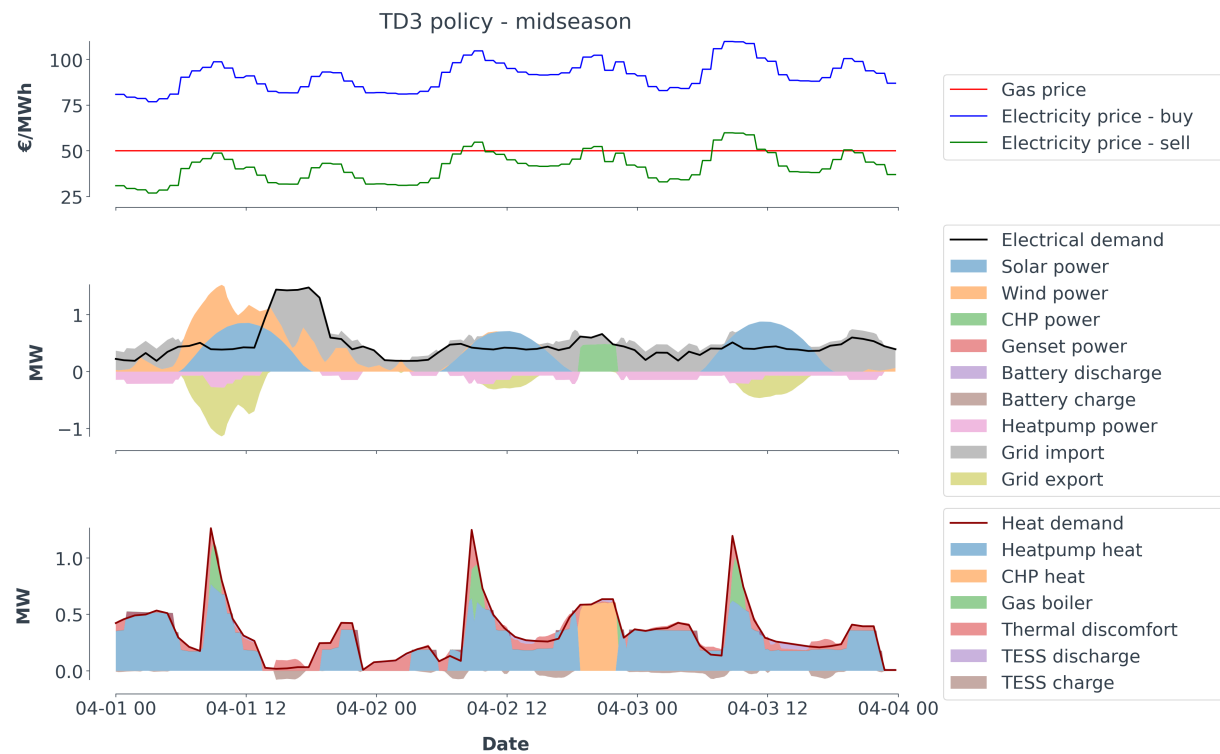


Figure A15. Case study II: TD3 policy - midseason



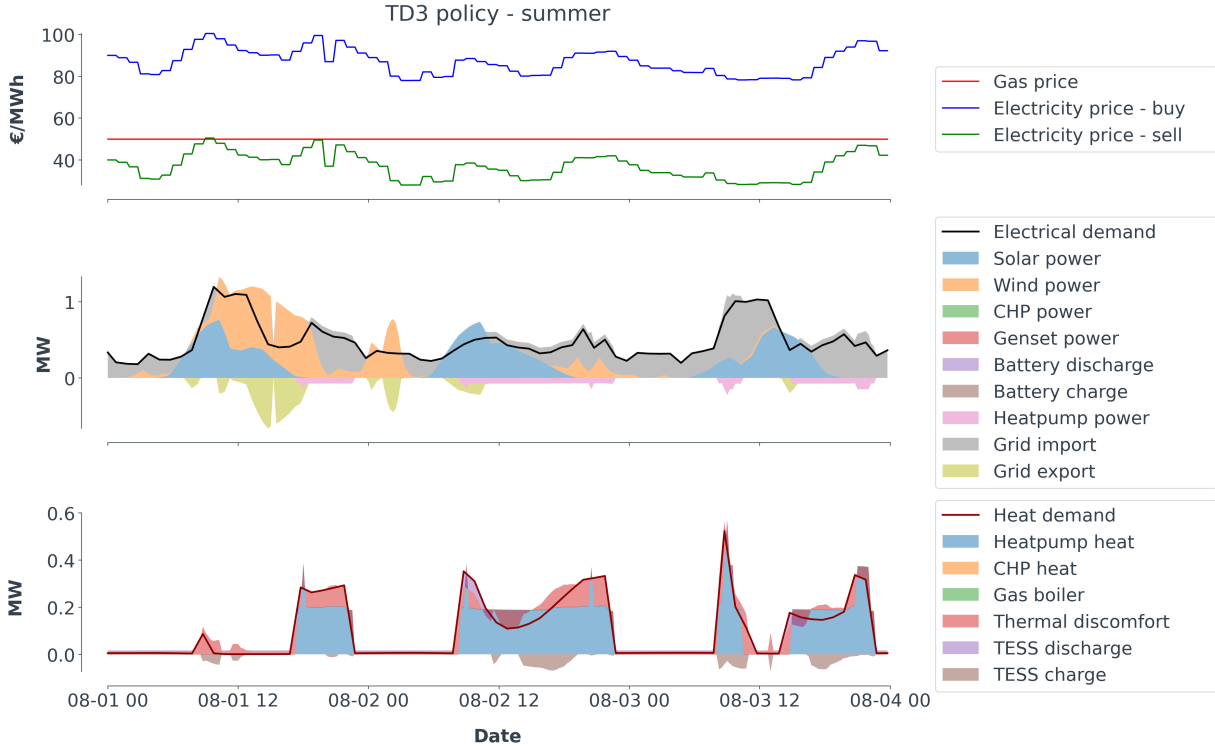


Figure A16. Case study II: TD3 policy - summer

## Appendix C Pseudocode of PPO and TD3

---

### Algorithm 2: PPO-clip [74]

---

- 1 Input: initial policy parameters  $\theta_0$ , initial value function parameters  $\phi_0$
- 2 **for**  $k = 0, 1, 2, \dots$  **do**
- 3   Collect set of trajectories  $\mathcal{D}_k = \{\tau_i\}$  by running policy  $\pi_k = \pi(\theta_k)$  in the environment
- 4   Compute rewards-to-go  $\hat{R}_t$
- 5   Compute advantage estimates,  $\hat{A}_t$  (using any method of advantage estimation) based on the current value function  $V_{\phi_k}$
- 6   Update the policy by maximizing the objective:

$$\theta_{k+1} = \arg \max_{\theta} \frac{1}{|\mathcal{D}_k|T} \sum_{\tau \in \mathcal{D}_k} \sum_{t=0}^T \min \left( \frac{\pi_{\theta}(a_t|s_t)}{\pi_{\theta_k}(a_t|s_t)} A^{\pi_{\theta_k}}(s_t, a_t), g(\epsilon, A^{\pi_{\theta_k}}(s_t, a_t)) \right)$$

typically via stochastic gradient ascent with Adam.

- 7   Fit value function by regression on mean-squared error:

$$\phi_{k+1} = \arg \min_{\phi} \frac{1}{|\mathcal{D}_k|T} \sum_{\tau \in \mathcal{D}_k} \sum_{t=0}^T (V_{\phi}(s_t) - \hat{R}_t)^2$$

typically via some gradient descent algorithm.

**end**

---

---

**Algorithm 3:** Twin Delayed DDPG (TD3) [75]

---

```

1 Input: initial policy parameters  $\theta$ , Q-function parameters  $\phi_1, \phi_2$ , empty replay buffer  $\mathcal{D}$ 
2 Set target parameters equal to main parameters  $\theta_{targ} \leftarrow \theta, \theta_{targ,1} \leftarrow \theta_1, \theta_{targ,2} \leftarrow \theta_2$ 
3 repeat
4   Observe state  $s$  and select action  $a = \text{clip}(\mu_\theta(s) + \epsilon, a_{Low}, a_{High})$ , where  $\epsilon \sim \mathcal{N}$ 
5   Execute  $a$  in the environment
6   Observe next state  $s'$ , reward  $r$  and done signal  $d$  to indicate whether  $s'$  is terminal
7   Store  $(s, a, r, s', d)$  in replay buffer  $\mathcal{D}$ 
8   If  $s'$  is terminal, reset environment state
9   if it's time to update then
10    for  $j$  in range(however many updates) do
11      Randomly sample a batch of transitions,  $B = \{(s, a, r, s', d)\}$  from  $\mathcal{D}$ 
12      Compute target actions

```

$$a'(s') = \text{clip}(\mu_{\theta_{targ}}(s') + \text{clip}(\epsilon, -c, c), a_{Low}, a_{High}), \quad \epsilon \sim \mathcal{N}(0, \sigma)$$

```

13      Compute targets

```

$$y(r, s', d) = r + \gamma(1 - d) \min_{i=1,2} Q_{\phi_{targ,i}}(s', a'(s'))$$

```

14      Update Q-functions by one step of gradient descent using

```

$$\nabla_{\phi_i} \frac{1}{|B|} \sum_{(s,a,r,s',d) \in B} (Q_{\phi_i}(s, a) - y(r, s', d))^2 \quad \text{for } i = 1, 2$$

```

15      if  $j \bmod \text{policy\_delay} = 0$  then

```

```

16        Update policy by one step of gradient ascent using

```

$$\nabla_{\theta} \frac{1}{|B|} \sum_{s \in B} Q_{\phi_1}(s, \mu_\theta(s))$$

```

17      Update target networks with

```

$$\begin{aligned} \phi_{targ,i} &\leftarrow \rho \phi_{targ,i} + (1 - \rho) \phi_i \\ \theta_{targ} &\leftarrow \rho \theta_{targ} + (1 - \rho) \theta \end{aligned} \quad \text{for } i = 1, 2$$

```

18      end if

```

```

19    end for

```

```

20  end if

```

```

21 until convergence

```

---

## References

1. Jorissen, F.; Picard, D.; Six, K.; Helsen, L. Detailed White-Box NMPC for Scalable Building HVAC Control. NMPC 2021, 2021.
2. Cupeiro Figueroa, I.; Cimmino, M.; Helsen, L. A Methodology for Long-Term Model Predictive Control of Hybrid Geothermal Systems: The Shadow-Cost Formulation. *Energies (Basel)* **2020**, *13*, 6203.
3. Geidl, M.; Andersson, G. Optimal power dispatch and conversion in systems with multiple energy carriers. *15th Power Systems Computation Conference, PSCC 2005* **2005**, pp. 22–26.
4. Geidl, M.; Andersson, G. A modeling and optimization approach for multiple energy carrier power flow. *2005 IEEE Russia Power Tech, PowerTech* **2005**, pp. 1–7. doi:10.1109/PTC.2005.4524640.
5. Geidl, M.; Andersson, G. Operational and topological optimization of multi-carrier energy systems. *2005 International Conference on Future Power Systems* **2005**, 2005, 1–16. doi:10.1109/fps.2005.204199.
6. Geidl, M.; Andersson, G. Integrated Modeling and Optimization of Multi-Carrier Energy Systems. PhD thesis, ETH Zurich, 2007. doi:10.3929/ETHZ-A-005377890.
7. Arnold, M.; Negenborn, R.R.; Andersson, G.; De Schutter, B. Model-based predictive control applied to multi-carrier energy systems. *2009 IEEE Power and Energy Society General Meeting, PES '09* **2009**, pp. 1–8. doi:10.1109/PES.2009.5275230.
8. Arnold, M.; Negenborn, R.R.; Andersson, G.; De Schutter, B. Distributed Predictive Control for Energy Hub Coordination in Coupled Electricity and Gas Networks. In *Intelligent Infrastructures*; Springer, 2010; pp. 235–273. doi:10.1007/978-90-481-3598-1{\\_}10.
9. Tovaglieri, A. Research Collection. PhD thesis, ETH Zurich, 2011. doi:10.3929/ethz-a-010782581.
10. Bollinger, L.A.; Evins, R. Multi-agent reinforcement learning for optimizing technology deployment in distributed multi-energy systems, 2016.
11. Gazaroudi, A.S.; De Paz, J.F.; Prieto-Castrillo, F.; Villarrubia, G.; Talari, S.; Shafie-Khah, M.; Catalão, J.P. A review of multi-agent based energy management systems. *Advances in Intelligent Systems and Computing* **2017**, *615*, 203–209. doi:10.1007/978-3-319-61118-1{\\_}25.
12. Marinescu, A.; Dusparic, I.; Clarke, S. Prediction-based multi-agent reinforcement learning in inherently non-stationary environments. *ACM Transactions on Autonomous and Adaptive Systems* **2017**, *12*, 1–23. doi:10.1145/3070861.
13. Rayati, M.; Sheikhi, A.; Ranjbar, A.M. Applying reinforcement learning method to optimize an Energy Hub operation in the smart grid. *2015 IEEE Power and Energy Society Innovative Smart Grid Technologies Conference, ISGT 2015* **2015**. doi:10.1109/ISGT.2015.7131906.
14. Ye, Y.; Ye, Y.; Qiu, D.; Wu, X.; Strbac, G.; Ward, J. Model-Free Real-Time Autonomous Control for a Residential Multi-Energy System Using Deep Reinforcement Learning. *IEEE Transactions on Smart Grid* **2020**, *11*, 3068–3082. doi:10.1109/TSG.2020.2976771.
15. Wang, Z.; Zhu, S.; Ding, T.; Yang, B. Energy Scheduling for Multi-Energy Systems via Deep Reinforcement Learning. *2020 IEEE Power & Energy Society General Meeting (PESGM). Institute of Electrical and Electronics Engineers (IEEE)*, 2020, pp. 1–5. doi:10.1109/pesgm41954.2020.9281483.
16. Sheikhi, A.; Rayati, M.; Ranjbar, A.M. Demand side management for a residential customer in multi-energy systems. *Sustainable Cities and Society* **2016**, *22*, 63–77. doi:10.1016/j.scs.2016.01.010.
17. Vanhoudt, D.; Claessens, B.; Desmedt, J.; Johansson, C. H2020 STORM project: Self-organising thermal operational resource management presentation of the project and progress update. *2015 International Conference on Renewable Energy Research and Applications, ICRERA 2015* **2015**, *5*, 704–709. doi:10.1109/ICRERA.2015.7418502.
18. Vanhoudt, D.; Claessens, B.; Desmedt, J.; Johansson, C. Status of the Horizon 2020 Storm Project. *Energy Procedia* **2017**, *116*, 170–179. doi:10.1016/j.egypro.2017.05.065.
19. Claessens, B.J.; Vanhoudt, D.; Desmedt, J.; Ruelens, F. Model-free control of thermostatically controlled loads connected to a district heating network. *Energy and Buildings* **2018**, *159*, 1–10. doi:10.1016/j.enbuild.2017.08.052.
20. Verrilli, F.; Srinivasan, S.; Gambino, G.; Canelli, M.; Himanka, M.; Del Vecchio, C.; Sasso, M.; Glielmo, L. Model Predictive Control-Based Optimal Operations of District Heating System with Thermal Energy

- Storage and Flexible Loads. *IEEE Transactions on Automation Science and Engineering* **2017**, *14*, 547–557. doi:10.1109/TASE.2016.2618948.
21. Lie-Jensen, F.; Aannø, A.; Aleksandrova, E.; Westli, A.; Nielsen, M.; Komulainen, T. Model predictive control of district heating system. *Proceedings of The 59th Conference on Simulation and Modelling (SIMS 59)*, 26–28 September 2018, Oslo Metropolitan University, Norway **2018**, *153*, 43–50. doi:10.3384/ecp1815343.
  22. Ernst, D.; Glavic, M.; Capitanescu, F.; Wehenkel, L. Reinforcement learning versus model predictive control: A comparison on a power system problem. *IEEE Transactions on Systems, Man, and Cybernetics, Part B: Cybernetics* **2009**, *39*, 517–529. doi:10.1109/TSMCB.2008.2007630.
  23. Buşoniu, L.; Babuška, R.; De Schutter, B.; Ernst, D. *Reinforcement learning and dynamic programming using function approximators*; Vol. 39, CRC press, 2010; pp. 1–271. doi:10.1201/9781439821091.
  24. Lampe, T.; Riedmiller, M. Approximate model-assisted Neural Fitted Q-Iteration. *Proceedings of the International Joint Conference on Neural Networks. IEEE*, 2014, pp. 2698–2704. doi:10.1109/IJCNN.2014.6889733.
  25. Kazmi, H.; Amayri, M.; Mehmood, F. Smart home futures: Algorithmic challenges and opportunities. *Proceedings - 14th International Symposium on Pervasive Systems, Algorithms and Networks, I-SPAN 2017, 11th International Conference on Frontier of Computer Science and Technology, FCST 2017 and 3rd International Symposium of Creative Computing, ISCC 2017* **2017**, 2017-Novem, 441–448. doi:10.1109/ISPAN-FCST-ISCC.2017.60.
  26. Glavic, M.; Fonteneau, R.; Ernst, D. Reinforcement Learning for Electric Power System Decision and Control: Past Considerations and Perspectives. *IFAC-PapersOnLine* **2017**, *50*, 6918–6927. doi:10.1016/j.ifacol.2017.08.1217.
  27. Dalal, G.; Mannor, S. Reinforcement learning for the unit commitment problem. *2015 IEEE Eindhoven PowerTech, PowerTech 2015* **2015**, pp. 1–6. doi:10.1109/PTC.2015.7232646.
  28. Abouheaf, M.I.; Haesaert, S.; Lee, W.J.; Lewis, F.L. Approximate and Reinforcement Learning techniques to solve non-convex Economic Dispatch problems. *2014 IEEE 11th International Multi-Conference on Systems, Signals and Devices, SSD 2014* **2014**, pp. 1–8. doi:10.1109/SSD.2014.6808789.
  29. Gorges, D. Relations between Model Predictive Control and Reinforcement Learning. *IFAC-PapersOnLine* **2017**, *50*, 4920–4928. doi:10.1016/j.ifacol.2017.08.747.
  30. Ramirez Elizondo, L.M. Optimal Usage of Multiple Energy Carriers in Residential Systems. PhD thesis, Technical University of Delft, 2013. doi:10.4233/uuid:3e2cb6d7-3ba2-4b45-af71-2fa106b5d189.
  31. Ramírez-Elizondo, L.M.; Paap, G.C. Scheduling and control framework for distribution-level systems containing multiple energy carrier systems: Theoretical approach and illustrative example. *International Journal of Electrical Power and Energy Systems* **2015**, *66*, 194–215. doi:10.1016/j.ijepes.2014.10.045.
  32. Xu, X.; Jin, X.; Jia, H.; Yu, X.; Li, K. Hierarchical management for integrated community energy systems. *Applied Energy* **2015**, *160*, 231–243. doi:10.1016/j.apenergy.2015.08.134.
  33. Skarvelis-Kazakos, S.; Papadopoulos, P.; Unda, I.G. Agent-based control of multiple energy carriers and energy hubs. *IEEE PES Innovative Smart Grid Technologies Conference Europe. IEEE*, 2015, Vol. 2015-Janua, pp. 1–6. doi:10.1109/ISGTEurope.2014.7028912.
  34. Skarvelis-Kazakos, S.; Papadopoulos, P.; Grau Unda, I.; Gorman, T.; Belaidi, A.; Zigan, S. Multiple energy carrier optimisation with intelligent agents. *Applied Energy* **2016**, *167*, 323–335. doi:10.1016/j.apenergy.2015.10.130.
  35. Bati, M.; Tomašević, N.; Vraneš, S. Integrated Energy Dispatch Approach Based on Energy Hub and DSM. *ICIST 2014 - 4th International Conference on Information Society and Technology* **2014**, *1*, 67–72.
  36. Batić, M.; Tomašević, N.; Beccuti, G.; Demiray, T.; Vraneš, S. Combined energy hub optimisation and demand side management for buildings. *Energy and Buildings* **2016**, *127*, 229–241. doi:10.1016/j.enbuild.2016.05.087.
  37. Maurer, J.; Sauter, P.S.; Kluwe, M.; Hohmann, S. Optimal energy management of low level multi-carrier distribution grids. *2016 IEEE International Conference on Power System Technology, POWERCON 2016* **2016**, pp. 1–6. doi:10.1109/POWERCON.2016.7754071.
  38. Booi, P.; Kamphuis, V.; Van Pruissen, O.; Warmer, C. Multi-agent control for integrated heat and electricity management in residential districts. *4th International Workshop on Agent Technologies for Energy Systems (ATES), a workshop of the 12th International Conference on Autonomous Agents and Multiagent Systems (AAMAS)* **2013**.

39. Blaauwbroek, N.; Nguyen, P.H.; Shi, H.; Kamphuis, I.G.; Kling, W.L.; Konsman, M.J. Optimal resource allocation and load scheduling for a multi-commodity smart energy system. *2015 IEEE Eindhoven PowerTech, PowerTech 2015* **2015**. doi:10.1109/PTC.2015.7232271.
40. Blaauwbroek, N.; Nguyen, P.H.; Konsman, M.J.; Shi, H.; Kamphuis, R.I.; Kling, W.L. Decentralized Resource Allocation and Load Scheduling for Multicommodity Smart Energy Systems. *IEEE Transactions on Sustainable Energy* **2015**, *6*, 1506–1514. doi:10.1109/TSTE.2015.2441107.
41. Shi, H.; Blaauwbroek, N.; Nguyen, P.H.; Kamphuis, R.I. Energy management in Multi-Commodity Smart Energy Systems with a greedy approach. *Applied Energy* **2016**, *167*, 385–396. doi:10.1016/j.apenergy.2015.11.101.
42. Martínez Ceseña, E.A.; Mancarella, P. Operational optimization and environmental assessment of integrated district energy systems. 19th Power Systems Computation Conference, PSCC 2016. IEEE, 2016, pp. 1–7. doi:10.1109/PSCC.2016.7540972.
43. Kazmi, H.; D'Oca, S.; Delmastro, C.; Lodeweyckx, S.; Corgnati, S.P. Generalizable occupant-driven optimization model for domestic hot water production in NZEB. *Applied Energy* **2016**, *175*, 1–15. doi:10.1016/j.apenergy.2016.04.108.
44. Kazmi, H.; D'Oca, S. Demonstrating model-based reinforcement learning for energy efficiency and demand response using hot water vessels in net-zero energy buildings. *IEEE PES Innovative Smart Grid Technologies Conference Europe* **2016**. doi:10.1109/ISGTEurope.2016.7856208.
45. Kazmi, H.; Mehmood, F.; Lodeweyckx, S.; Driesen, J. Gigawatt-hour scale savings on a budget of zero: Deep reinforcement learning based optimal control of hot water systems. *Energy* **2018**, *144*, 159–168. doi:10.1016/j.energy.2017.12.019.
46. Nagy, A.Z. Investigating the efficacy of reinforcement learning for building control. PhD thesis, University of Texas Austin, 2017.
47. Tomin, N.; Zhukov, A.; Domyshev, A. Deep Reinforcement Learning for Energy Microgrids Management Considering Flexible Energy Sources. *EPJ Web of Conferences* **2019**, *217*, 01016. doi:10.1051/epjconf/201921701016.
48. Latifi, M.; Rastegarnia, A.; Khalili, A.; Bazzi, W.M.; Sanei, S. A Self-Governed Online Energy Management and Trading for Smart Micro/Nano-Grids. *IEEE Transactions on Industrial Electronics* **2020**, *67*, 7484–7498. doi:10.1109/TIE.2019.2945280.
49. Mbuwir, B.V.; Kaffash, M.; Deconinck, G. Battery Scheduling in a Residential Multi-Carrier Energy System Using Reinforcement Learning. 2018 IEEE International Conference on Communications, Control, and Computing Technologies for Smart Grids, SmartGridComm 2018. Institute of Electrical and Electronics Engineers Inc., 2018. doi:10.1109/SmartGridComm.2018.8587412.
50. Wang, X.; Chen, H.; Wu, J.; Ding, Y.; Lou, Q.; Liu, S. Bi-level Multi-agents Interactive Decision-making Model in Regional Integrated Energy System. 2019 3rd IEEE Conference on Energy Internet and Energy System Integration: Ubiquitous Energy Network Connecting Everything, EI2 2019. Institute of Electrical and Electronics Engineers Inc., 2019, pp. 2103–2108. doi:10.1109/EI247390.2019.9061889.
51. Ahrarinouri, M.; Rastegar, M.; Seifi, A.R. Multi-Agent Reinforcement Learning for Energy Management in Residential Buildings. *IEEE Transactions on Industrial Informatics* **2020**, pp. 1–1. doi:10.1109/tii.2020.2977104.
52. Berkenkamp, F.; Turchetta, M.; Schoellig, A.P.; Krause, A. Safe model-based reinforcement learning with stability guarantees. *Advances in Neural Information Processing Systems*, 2017, Vol. 2017-Decem, pp. 909–919.
53. Powell, W.B. From Reinforcement Learning to Optimal Control: A unified framework for sequential decisions. *arxiv* **2019**.
54. Ernst, D.; Glavic, M.; Capitanescu, F.; Wehenkel, L. Model predictive control and reinforcement learning as two complementary frameworks. *International Journal of Tomography and Statistics* **2007**, *6*, 122–127.
55. Mattsson, S.E.; Elmqvist, H.; Otter, M. Physical system modeling with Modelica. *Control Engineering Practice*. Pergamon, 1998, Vol. 6, pp. 501–510. doi:10.1016/S0967-0661(98)00047-1.
56. Gräber, M.; Fritzsche, J.; Tegethoff, W. From system model to optimal control - A tool chain for the efficient solution of optimal control problems. *Proceedings of the 12th International Modelica Conference, Prague*,

- Czech Republic, May 15-17, 2017. Linköping University Electronic Press, 2017, Vol. 132, pp. 249–254. doi:10.3384/ecp17132249.
57. Brockman, G.; Cheung, V.; Pettersson, L.; Schneider, J.; Schulman, J.; Tang, J.; Zaremba, W. OpenAI Gym. *arxiv* **2016**.
  58. Lukianychin, O.; Bogodorova, T. ModelicaGym: Applying reinforcement learning to Modelica models. *ACM International Conference Proceeding Series* **2019**, pp. 27–36. doi:10.1145/3365984.3365985.
  59. Andersson, C.; Akesson, J.; Fuhrer, C. PyFMI: A Python Package for Simulation of Coupled Dynamic Models with the Functional Mock-up Interface. Technical Report 2, Lund University, 2016.
  60. Andresen, L.; Dubucq, P.; Peniche Garcia, R.; Ackermann, G.; Kather, A.; Schmitz, G. Status of the TransiEnt Library: Transient Simulation of Coupled Energy Networks with High Share of Renewable Energy. 2015 International Modelica Conference, 2015. doi:10.3384/ecp15118695.
  61. Atabay, D. An open-source model for optimal design and operation of industrial energy systems. *Energy* **2017**, *121*, 803–821. doi:10.1016/j.energy.2017.01.030.
  62. ENTSO-E. ENTSO-E Transparency Platform, 2018.
  63. EnergyPlus. Weather Data – EnergyPlus, 2016.
  64. Groissböck, M. Are open source energy system optimization tools mature enough for serious use?, 2019. doi:10.1016/j.rser.2018.11.020.
  65. Pfenninger, S.; Pickering, B. Calliope: a multi-scale energy systems modelling framework. *Journal of Open Source Software* **2018**, *3*, 825. doi:10.21105/joss.00825.
  66. Mathematical formulation — Calliope 0.6.5 documentation.
  67. Schulman, J.; Wolski, F.; Dhariwal, P.; Radford, A.; Klimov, O. Proximal Policy Optimization Algorithms. *arxiv* **2017**.
  68. Fujimoto, S.; Van Hoof, H.; Meger, D. Addressing Function Approximation Error in Actor-Critic Methods. *35th International Conference on Machine Learning, ICML 2018* **2018**, *4*, 2587–2601.
  69. Hill, A.; Raffin, A.; Ernestus, M.; Traore, R.; Dhariwal, P.; Hesse, C.; Klimov, O.; Nichol, A.; Plappert, M.; Radford, A.; Schulman, J.; Sidor, S.; Wu, Y. Github - Stable Baselines. <https://github.com/hill-a/stable-baselines>, 2018.
  70. Florea, A.C.; Andonie, R. Weighted Random Search for hyperparameter optimization. *International Journal of Computers, Communications and Control* **2019**, *14*, 154–169, [2004.01628]. doi:10.15837/ijccc.2019.2.3514.
  71. Feurer, M.; Hutter, F. Hyperparameter Optimization. In *Automated Machine Learning*; Springer, 2019; pp. 3–33. doi:10.1007/978-3-030-05318-5\_1.
  72. Akiba, T.; Sano, S.; Yanase, T.; Ohta, T.; Koyama, M. Optuna: A Next-generation Hyperparameter Optimization Framework. *Proceedings of the ACM SIGKDD International Conference on Knowledge Discovery and Data Mining*. Association for Computing Machinery, 2019, pp. 2623–2631, [1907.10902]. doi:10.1145/3292500.3330701.
  73. Bergstra, J.; Bardenet, R.; Bengio, Y.; Kégl, B. Algorithms for Hyper-Parameter Optimization. *Algorithms for Hyper-Parameter Optimization*. Neural Information Processing Systems Foundation, 2011, Vol. 24, *Advances in Neural Information Processing Systems*.
  74. OpenAI. Proximal Policy Optimization — Spinning Up documentation, 2020.
  75. OpenAI. Twin Delayed DDPG — Spinning Up documentation, 2020.