

# ASFM-Net: Asymmetrical Siamese Feature Matching Network for Point Completion

Yaqi Xia\*  
Xidian University  
yaqixia@stu.xidian.edu.cn

Yan Xia\*  
Technical University of Munich  
yan.xia@tum.de

Wei Li  
Inceptio  
liweimcc@gmail.com

Rui Song  
Xidian University  
rsong@xidian.edu.cn

Kailang Cao  
Xidian University  
caokl\_xidian@stu.xidian.edu.cn

Uwe Stilla  
Technical University of Munich  
stilla@tum.de

## ABSTRACT

We tackle the problem of object completion from point clouds and propose a novel point cloud completion network employing an asymmetrical Siamese feature matching strategy, termed as ASFM-Net. Specifically, the asymmetrical Siamese auto-encoder neural network is adopted to map the partial and complete input point cloud into a shared latent space, which can capture detailed shape prior. Then we design an iterative refinement unit to generate complete shapes with fine-grained details by integrating prior information. Experiments are conducted on PCN dataset and Completion3D benchmark, demonstrating the state-of-the-art performance of the proposed ASFM-Net. Our method achieves the **1st place** in the leaderboard of Completion3D<sup>1</sup> and outperforms existing methods with a large margin, about 12%. Codes will be open-sourced.

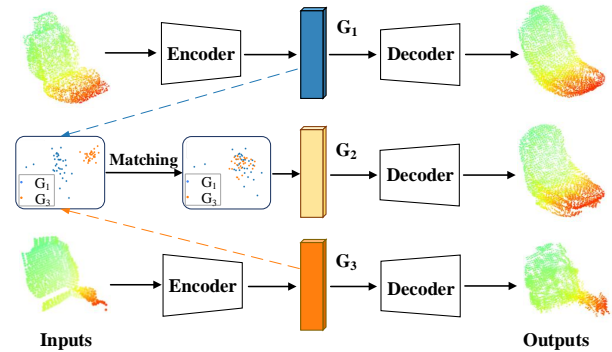
## KEYWORDS

Shape completion, Asymmetrical Siamese auto-encoder, Prior information

## 1 INTRODUCTION

Nowadays, LiDARs and depth cameras are widely applied for perceiving/scanning environments and large workspaces, which forms the corner-stone of autonomous driving, VR/AR and robotics systems. However, the scanned data are often incomplete and noisy owing to the object occlusion and self-occlusion. Shape completion methods that infer the complete structure from partial inputs have significant values in downstream applications, such as object detection [3, 33] and robotic manipulation [49].

As we know, the typical representation for 3D data includes voxelization [9, 25, 67], mesh [11, 23, 50], multi-view images [14, 17, 62] and point cloud [21, 36, 37]. Among all the representations, the point cloud is very popular due to its simple and flexible structure [58]. Furthermore, adding new points and interpolating them to a point cloud will be very convenient since all points in a point cloud are independent. In the other words, it is not necessary to update the connectivity information between the points [57] while inserting new points and updating. However, the unordered and unstructured properties make a point cloud easy to update, but also make it difficult to apply the convolutional operation when using learning-based approaches.



**Figure 1: An illustration of our feature matching strategy. The first and the third row show the auto-encoders for the complete and partial point clouds, respectively.  $G_1$  and  $G_3$  represent the global features encoded from complete and partial point clouds, respectively. After feature matching, the spatial distribution between  $G_1$  and  $G_3$  becomes consistent ( $G_3$  evolved into  $G_2$ ). The matched features  $G_2$  can be used to generate the complete outputs.**

PCN [63] firstly proposes a learning-based completion method that operates on the point clouds directly. Afterward, TopNet [48] adopts a novel hierarchical-structured point cloud generation decoder using a rooted tree. Furthermore, RL-GAN-Net [39] uses a reinforcement learning agent to control the generative adversarial network for generating a high-fidelity completed shape. Compared to using the max-pooling operation to extract global features, SoftPoolNet [54] proposes an approach called soft pooling, which selects multiple high-scoring activations. To preserve the local structure, SA-Net [55] uses a skip-attention mechanism to transfer local features to the decoder. However, they all rely on the global feature vector extracted from the partial inputs to generate complete point clouds. Recently, RFA [65] realizes this problem and employs a feature aggregation strategy to enhance the representation of global features. However, it still can not solve the fundamental problem: The global features only extracted from the partial inputs must be incomplete and lose the geometric details.

To tackle this problem, we propose a novel point completion network using a feature matching strategy named ASFM-Net, which can take full advantages of the prior information from complete

\*Both authors contributed equally to this research.

<sup>1</sup><https://completion3d.stanford.edu/>.

point clouds in the pre-built database. Specifically, we first train an asymmetrical Siamese auto-encoder neural network [35] to push the latent space extracted from the partial and complete point cloud respectively to be as close as possible, as shown in Fig. 1. In this way, the incomplete point cloud feature space can be transferred to the target complete space. In other words, it can learn some shape priors from the complete space, including the classification and complete geometric information. Thus, compared with previous methods, the global feature extracted by the asymmetrical Siamese auto-encoder is more fruitful. Having this prior information as guidance, we can reconstruct complete point clouds with more fine-grained details. Furthermore, an iterative refinement unit is introduced to generate the final complete point clouds with the desired resolution.

The major highlights in our work are as follows:

(1) We design an asymmetrical Siamese auto-encoder network that learns shape prior information by matching the features between the partial point clouds and complete point cloud, which can produce a more informative global feature for incomplete objects than previous methods.

(2) We propose a new point cloud completion network based on feature matching, called ASFM-Net. With the guidance of shape priors, an iterative refinement unit is introduced to retain the information of the incomplete inputs and reasonably infer the missing geometric details of the object.

(3) We conduct experiments on two benchmark datasets, including PCN[63] dataset and Completion3D benchmark, to demonstrate the superior performance of ASFM-Net over the previous state-of-the-art approaches. Especially, Our method achieves the **1st place** in the leaderboard of Completion3D benchmark, exceeding the previous state-of-the-art over 12%.

## 2 RELATED WORK

In the last few decades, 3D shape completion methods have mainly been innovated through three stages: geometry-based strategy, template-based strategy, and learning-based strategy.

**Geometry-based Approaches** The geometry-based approaches rely on geometric attributes, such as the continuous characteristics of the surface or the symmetric properties of the space. Surface-oriented completion methods [1, 8, 18, 66] utilize smooth interpolation to repair the defective holes on the surface of the object. The symmetric-driven methods [29, 30, 46] first detect the symmetric candidates of the object and then repeat the regular structure to obtain the shape information of the occluded part. Although these methods are efficient under particular circumstances, they are helpless when the missing area is large or there is no significant symmetry of the object.

**Template-based Approaches** The template-based approaches are mainly categorized into four types: direct retrieval, partial alignment, deformation, and geometric substitution. The direct retrieval methods [13, 34, 41], which are generally applied in scene completion, directly retrieve the model that most closely resembles the segmented object in the dataset as the result of completion. Partial alignment methods [16, 19, 27, 43, 47] divide the input object into several parts as retrieval targets and then combine them to generate

the complete shape. The deformation methods [2, 12, 20, 38] discuss the feasibility of deforming the retrieval model to fit the input shape. The geometric substitution methods [5, 22, 40, 61] utilize the geometric primitive of the object boundary as a substitute for the retrieval target. However, they demand voluminous computational overhead, making it difficult for them to migrate to online operations. Besides, the size of the noise will significantly affect their performance.

**Learning-based Approaches** With the help of the powerful ability of artificial neural networks and the appearance of wide-ranging 3D datasets, the learning-based methods have achieved fruitful performance for the shape completion task. Some approaches use volumetric methods to represent objects to apply 3D convolution on complex topology and tessellation learning [28, 42, 56]. In some studies [6, 45, 49], they manipulate volumetric deep networks to recover 3D shape from single voxelized input. Song et al. [44] concentrate on settling the task of scene completion and exploits SSCNet to fix the defected part of multi-object scenes. However, voxelization methods are time-consuming when predicting high-resolution results. Moreover, mesh-based representation is a desirable alternative, which uses polygon mesh to represent an object’s surface. Groueix et al. [11] propose a surface generation network named AtlasNet with fewer memory footprint and stronger reconstruction ability. Litany et al. [24] utilize graph convolutional operations to settle the circumstance of the objects’ non-rigid deformations. Wang et al. [50] adopt a coarse-to-fine framework to generate the complete shape by successively deforming the ellipsoid. These methods can generate impressive results with continuous surface structures. However, they can not be applied to objects with isolated parts. PointNet [36] is a pioneer in applying learning-based methods to raw point clouds. PCN [63] first adopts a similar encoder to extract the features and outputs a dense and completed point cloud from a sparse and partial input. Furthermore, TopNet [48] proposes a novel hierarchical-structured point cloud generation decoder using a rooted tree. PF-Net [15] uses a multi-stage strategy to generate the lost structure of the object at multiple-scale. SoftPoolNet [54] improves the max-pooling layer to a soft pooling layer, which can keep more information in multiply features. Zhang et al. [65] propose a feature aggregation strategy to preserve the primitive details. Wang et al. [51] design a cascaded refinement and adds the partial input into the decoder directly for high fidelity. However, these methods use global features only extracted from partial inputs, leading to information loss in the encoding process.

## 3 NETWORK ARCHITECTURE

The overall network architecture of our ASFM-Net is shown in Fig. 2, where the asymmetrical Siamese auto-encoder produces a coarse but complete output, and the refinement unit aims to generate a final point cloud with fine-grained details.

Given the partial input point cloud with coordinates denoted as  $X = \{p_1, \dots, p_N\} \in \mathbb{R}^{N \times 3}$ , we first adopt the asymmetrical Siamese auto-encoder to reconstruct the coarse point cloud  $Y_{coarse}$  through unsupervised learning. It maps the partial and complete point cloud in a pre-built database into a shared latent space, with details described in Section 3.1. Then a refinement unit is proposed

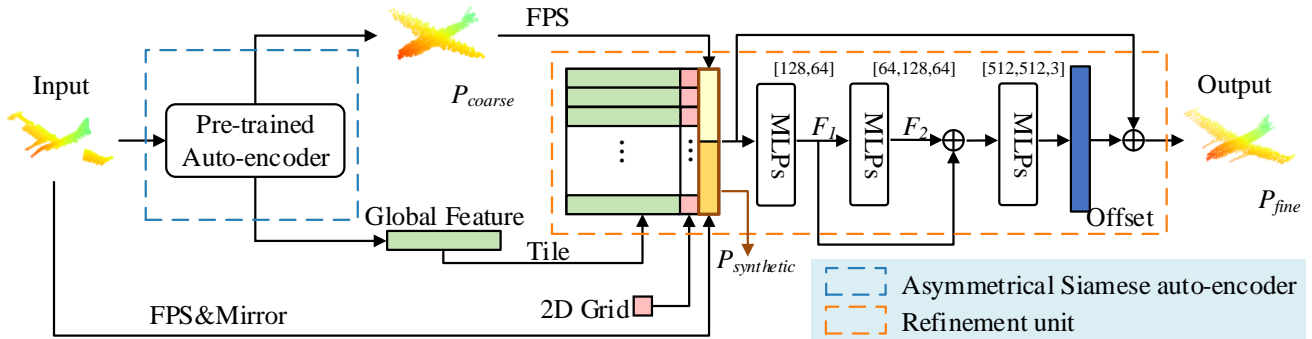


Figure 2: The overall architecture of ASFM-Net. ASFM-Net adopts a coarse-to-fine fashion to generate a dense and complete output: the asymmetrical Siamese auto-encoder module (blue) aims to provide a coarse point cloud as well as a global feature with shape prior; the refinement unit aims to preserve the details in the input and reconstruct the complete output with fine-grained geometry.

to refine  $Y_{coarse}$  for producing fine-grained information, which is explained in Section 3.2.

### 3.1 Asymmetrical Siamese Auto-encoder

To learn the more fruitful global features with shape prior information from the pre-built database, we explore an asymmetrical Siamese auto-encoder network through unsupervised learning, as shown in Fig. 3. It consists of two AutoEncoder modules and a metric learning mechanism. The two AutoEncoder modules have identical architecture, which is the same as PCN [63].

Inspired by FoldingNet [60], we first train an AutoEncoder  $AE_1$  (the upper part in Fig. 3) for complete point clouds. The encoder takes each ground truth point cloud in the pre-built database as input and maps it to a high-dimensional codeword  $C_1$ . A decoder reconstructs the point cloud using this codeword. In our experiments, the codeword length is set as 1024. Once trained, all weights of the AutoEncoder  $AE_1$  will be frozen. Then the second AutoEncoder  $AE_2$  (the lower part in Fig. 3) is designed for partial point clouds. The encoder also maps the partial point cloud into a 1024-dimensional codeword  $C_2$ . We hope the distribution of  $C_1$  and  $C_2$  will be consistent by optimizing the feature matching distance. In the inference stage, the decoder of  $AE_1$  with fixed weights will transform the  $C_2$  to a new and complete reconstructed point cloud. Notably, we only update the weights of the encoder in  $AE_2$  using a feature matching loss in the training stage. Experiments in Section 5.1 demonstrate the codeword obtained using a feature matching strategy is more effective than the global features directly extracted from the partial inputs.

### 3.2 Refinement Unit

Although the asymmetrical Siamese auto-encoder can extract a more effective global feature and generate a coarse point cloud  $P_{coarse}$ , the fine details of the input are inevitably lost due to the last max-pooling operation of the encoder. To preserve the detailed information of the input point cloud, following [51], we concatenate the partial inputs with the  $P_{coarse}$  to form a synthetic point cloud  $P_{synthetic}$  using farthest points sampling (FPS) algorithm

and mirror operations. Inspired by FoldingNet[60], ASFM-Net then utilizes a 2D grid generator and concatenates these 2D grids with each point coordinate to increase the variability of each point. In order to narrow the distribution difference between the partial and the complete point cloud, the refinement unit also concatenates the global feature with the coordinate of each point in  $P_{synthetic}$ . Due to the superiority of neural network in residuals prediction [50], the refinement unit predicts the coordinate offset for every point between the point set  $P_{synthetic}$  and the ground truth point cloud. For more details, we pass the  $P_{synthetic}$  through a series of bottom-up and top-down structural styles of MLPs. Each point in  $P_{synthetic}$  is firstly encoded into  $F_1$  with multiple dimensions [128,64]. Then we decode it to  $F_2$  passing through MLPs with multiple dimensions [64,128,64]. To preserve  $F_1$  in the following layers, we combine  $F_1$  with  $F_2$ , as shown in Fig. 2. Finally, three MLPs with dimensions of [512,512,3] are applied to generate the coordinate offset. Overall, the final completed point cloud  $P_{fine}$  after refinement unit can be expressed as:

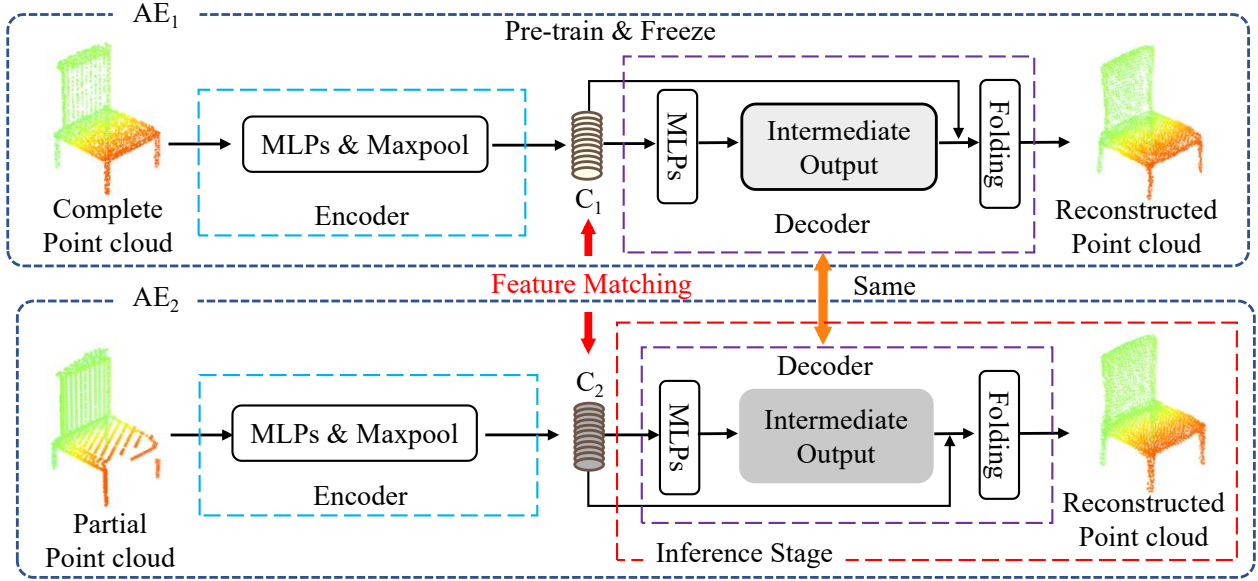
$$P_{fine} = R(P_{synthetic}) + P_{synthetic} \quad (1)$$

where  $R(\cdot)$  denotes the function of predicting the coordinate residuals for the  $P_{synthetic}$ . Besides, we can regard  $P_{fine}$  as the synthetic point cloud  $P_{synthetic}$  for a new loop when a higher point resolution is required. The point resolution will be doubled by iterating the refinement operation continuously.

### 3.3 Loss Function

Our training loss consists of two components, a feature matching loss to expect the distribution of partial and complete point clouds as similar as possible and a reconstruction loss to expect the topological distance between the completed point clouds and the ground truth as small as possible.

**Feature matching loss.** We experiment with various metrics for feature matching, such as cosine similarity [31], Manhattan distance [26], and Euclidean distance [7]. Finally, we choose the Euclidean distance due to the best results. The similarity between two high-dimensional feature vectors can be calculated as the following



**Figure 3: The network architecture of asymmetrical Siamese auto-encoder.** We first train an AutoEncoder  $AE_1$  (the upper part) and freeze the weights to produce a codeword  $C_1$  from a complete point cloud. Then we train the encoder of another AutoEncoder  $AE_2$  to map the partial point codeword  $C_2$  to be consistent with  $C_1$ . In the inference stage, the decoder of  $AE_1$  is applied to transform the  $C_2$  to a new and complete reconstructed point cloud.

equation:

$$\mathcal{L}_{feat}(X, Y) = \sum_{i=0}^n \|F_{p_i} - F_{c_i}\|_2, \quad (2)$$

where  $X$  and  $Y$  represent the partial and complete point cloud, respectively.  $F_p = (x_1, x_2, \dots, x_n)^T$  and  $F_c = (y_1, y_2, \dots, y_n)^T$  denote the features encoded from  $X$  and  $Y$ .

**Reconstruction loss.** In previous work, Chamfer Distance (CD) and Earth Mover’s Distance (EMD) are widely used to evaluate the similarity between two sets of point clouds. As pointed by VPC-Net [58], EMD is too expensive for predicting dense point clouds due to its  $O(n^2)$  computing complexity. In this work, we adopt the CD as the reconstruction loss. There are two variants to CD: CD-T and CD-P. The definitions of CD-T and CD-P between two point clouds  $P$  and  $Q$  are as follow:

$$\begin{aligned} \mathcal{L}_{P,Q} &= \frac{1}{N_P} \sum_{p \in P} \min_{q \in Q} \|p - q\|_2^2, \\ \mathcal{L}_{Q,P} &= \frac{1}{N_Q} \sum_{q \in Q} \min_{p \in P} \|p - q\|_2^2, \\ \mathcal{L}_{CD-T}(P, Q) &= \mathcal{L}_{P,Q} + \mathcal{L}_{Q,P}, \\ \mathcal{L}_{CD-P}(P, Q) &= (\sqrt{\mathcal{L}_{P,Q}} + \sqrt{\mathcal{L}_{Q,P}})/2, \end{aligned} \quad (3)$$

where  $N_P$  and  $N_Q$  are the amounts of points in  $P$  and  $Q$ , respectively. Notably, CD-P is used in all our experiments during the training stage.

**Overall loss.** The overall loss function is the weighted sum of the feature matching loss and the reconstruction loss. Since we

adopt a coarse-to-fine training fashion, both the predicted coarse point clouds  $P_{coarse}$  and final results  $P_{final}$  are optimized via the CD loss. More formally, the overall loss is defined as:

$$\begin{aligned} \mathcal{L}_{sum} &= \alpha \mathcal{L}_{feat}(X, Y) + \gamma \mathcal{L}_{CD}(P_{final}, P_{gt}) \\ &\quad + \beta (\mathcal{L}_{CD}(P_{coarse}, P_{gt})) \end{aligned} \quad (4)$$

where  $P_{gt}$  is the ground truth point cloud.  $\alpha$ ,  $\beta$ , and  $\gamma$  are all hyper-parameters to balance their relationship, which are changed with the training steps synchronously.

## 4 EXPERIMENTS

### 4.1 Evaluation metrics

We compare our method with several current point cloud completion networks including FoldingNet [60], PCN [63], PointSetVoting [64], AtlasNet [11], RFA [65], TopNet [48], SoftPoolNet [54], and SA-Net [55]. Following them, the Chamfer Distance (CD) is used to evaluate quantitatively. Notably, we adopts CD-T for experiments in Section 4.3 and CD-P for the remaining experiments.

### 4.2 Evaluation on PCN dataset

PCN dataset [63] is created from the ShapeNet dataset [4], containing pairs of complete and partial point clouds. Notably, each complete model includes 16384 points and is corresponding to eight partial point clouds. The dataset covers 30974 CAD models from 8 categories: airplane, cabinet, car, chair, lamp, sofa, table, and watercraft. Following [63], the number of models for validation and testing are 100 and 150, respectively. The remaining models are used for training. In our experiments, we uniformly downsample

**Table 1: Quantitative comparison on known categories on the PCN dataset. Point resolutions for the output and ground truth are 4096. For CD-P, lower is better.**

Methods	Chamfer Distance( $10^{-3}$ )								
	Airplane	Cabinet	Car	Chair	Lamp	Sofa	Table	Watercraft	Average
TopNet [48]	8.21	15.99	13.28	15.80	15.29	17.49	13.27	13.81	14.14
PCN [63]	7.95	15.59	13.10	15.47	15.31	16.78	13.22	13.37	13.85
RFA [65]	7.49	15.68	13.52	14.00	12.33	16.50	11.99	11.40	12.87
ASFM-Net	<b>6.75</b>	<b>14.85</b>	<b>12.51</b>	<b>13.17</b>	<b>11.66</b>	<b>15.38</b>	<b>11.49</b>	<b>10.96</b>	<b>12.09</b>

**Table 2: Quantitative comparison on known categories on the Completion3D benchmark. Point resolutions for the output and ground truth are 2048. For CD-T, lower is better.**

Methods	Chamfer Distance( $10^{-4}$ )								
	Airplane	Cabinet	Car	Chair	Lamp	Sofa	Table	Watercraft	Average
FoldingNet[60]	12.83	23.01	14.88	25.69	21.79	21.31	20.71	11.51	19.07
PCN[63]	9.79	22.70	12.43	25.14	22.72	20.26	20.27	11.73	18.22
PointSetVoting[64]	6.88	21.18	15.78	22.54	18.78	28.39	19.96	11.16	18.18
AtlasNet[11]	10.36	23.40	13.40	24.16	20.24	20.82	17.52	11.62	17.77
RFA[65]	6.52	26.60	10.83	27.86	23.21	23.58	11.66	7.41	17.34
TopNet[48]	7.32	18.77	12.88	19.82	14.60	16.29	14.89	8.82	14.25
SoftPoolNet[54]	4.89	18.86	10.17	15.22	12.34	14.87	11.84	6.48	11.90
SA-Net[55]	5.27	14.45	7.78	13.67	13.53	14.22	11.75	8.84	11.22
GR-Net[59]	6.13	16.90	8.27	12.23	10.22	14.93	10.08	5.86	10.64
CRN[52]	3.38	13.17	8.31	10.62	10.00	12.86	9.16	5.80	9.21
SCRN[53]	3.35	12.81	7.78	9.88	10.12	12.95	9.77	6.10	9.13
VRC-Net[32]	3.94	10.93	6.44	9.32	8.32	11.35	8.60	5.78	8.12
ASFM-Net	<b>2.38</b>	<b>9.68</b>	<b>5.84</b>	<b>7.47</b>	<b>7.11</b>	<b>9.65</b>	<b>6.25</b>	<b>4.84</b>	<b>6.68</b>

the complete shapes from 16384 points to 4096. The performance is evaluated on the resolution containing 4096 points.

We compare against several state-of-the-art point cloud completion methods such as PCN [63], TopNet [48] and RFA [65] qualitatively and quantitatively. Table 1 shows that ASFM-Net achieves the lowest CD values in all eight categories, which demonstrates the superior performance of our method in this dataset. Especially, ASFM-Net improves the average CD values by 6.1% compared to the second-best method RFA. Besides, the visualization results are shown in the column labeled 4096 in Fig. 4. We can observe that ASFM-Net can not only predict the missing part of the object more accurately but also preserve the details of the input point cloud. For example, in the fifth rows of Fig. 4, TopNet and PCN are totally failed. They cannot complete the missing areas, even destroy the original shape of the lamp. RFA attempts to repair the lamp but fails to output a satisfactory result. In contrast, the completed point cloud by the proposed ASFM-Net preserves the detailed structure from the input and reconstructs the missing lamp cover successfully.

### 4.3 Evaluation on Completion3D benchmark

Completion3D benchmark is an online platform for evaluating shape completion methods, and its data is a subset of the ShapeNet dataset derived from the PCN dataset. Different from the PCN

dataset, the resolution of both partial and complete point clouds is 2048 points. The train/test split is the same as the PCN dataset.

In the column labeled 2048 in Fig. 4, we present visual comparison between ASFM-Net and other methods, including TopNet, PCN and RFA. It is clear to see that ASFM-Net has more reasonable ability to infer the missing parts. The quantitative comparison between ASFM-Net and all published state-of-the-art point cloud completion approaches are shown in Table 2. It is apparent from this table that the proposed ASFM-Net achieves the best performance with regard to chamfer distance across all eight categories. Compared with the second-best method VRC-Net [55], ASFM-Net improves the performance of averaged chamfer distance with a margin of 17.7%. It also demonstrates the proposed ASFM-Net has a better generalizing ability on different categories.

### 4.4 Car completion on KITTI dataset

Following PCN, we evaluate the proposed method for car completion on the KITTI [10] dataset. The KITTI dataset includes many real-scanned partial cars collected by Velodyne 3D laser scanner. In this experiment, we take one sequence of raw scans. It contains 2483 partial car point clouds, which are collected from 98 real cars under 425 different frames. Same as PCN, every point cloud is completed with a model trained on cars from ShapeNet, and then transformed

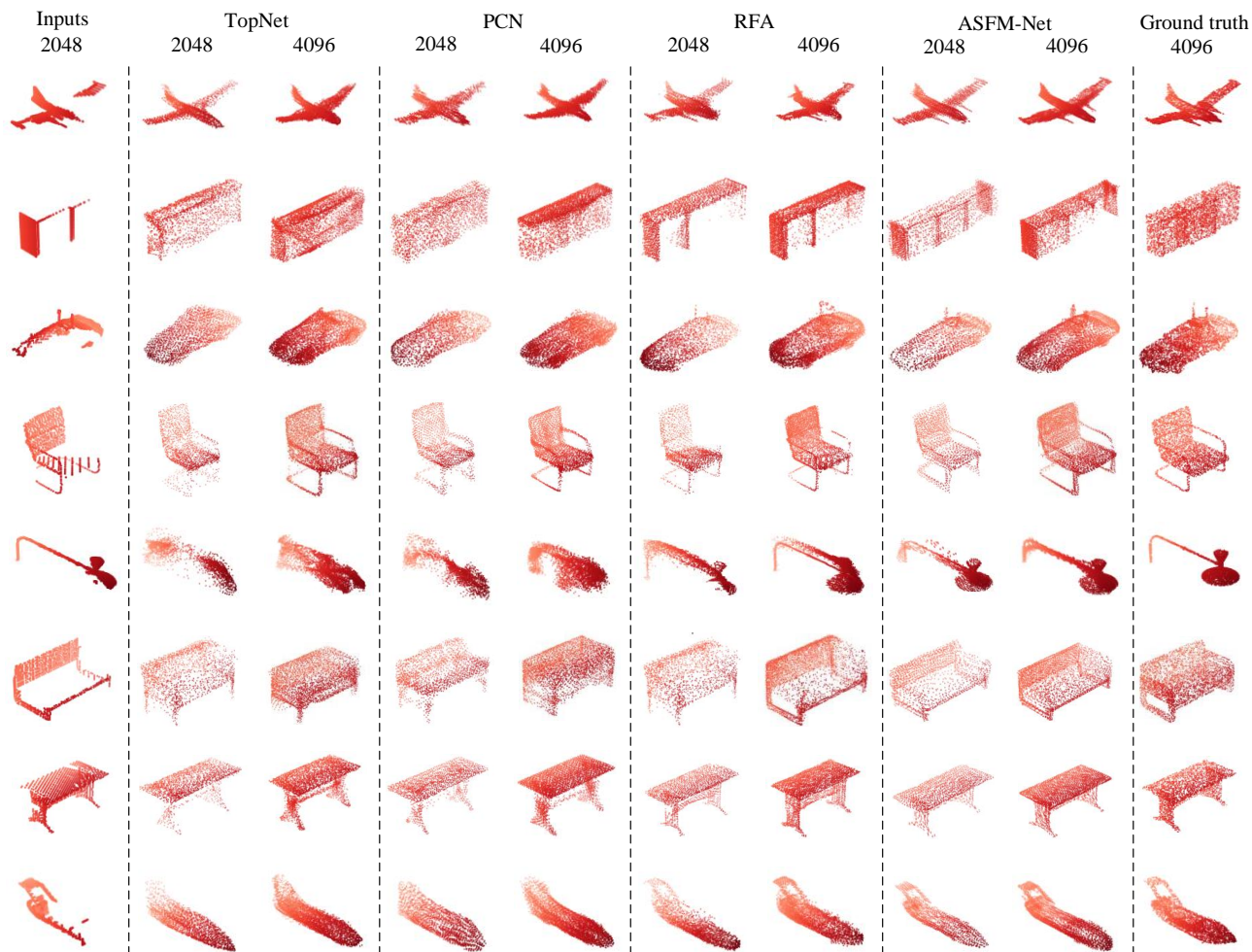


Figure 4: Qualitative comparison on known categories on the Completion3D benchmark and the PCN dataset. The 2048 and 4096 resolutions of the outputs are completed from the Completion3D benchmark and the PCN dataset, respectively.

back to the world frame. Notably, there are no ground truth point clouds in the KITTI dataset.

Table 3: Fidelity error (FD) and consistency comparison on the KITTI dataset.

Methods	Input	TopNet [48]	PCN [63]	RFA [65]	ASFM-Net
FD	-	0.041	0.041	0.072	<b>0.025</b>
Consistency	0.052	<b>0.014</b>	0.016	0.033	0.020

Therefore, fidelity error (FD), consistency, and minimal matching distance (MMD) are proposed by PCN as evaluation metrics. MMD is to measure how much the completion output resembles a typical car. However, we think this metric is not meaningful since we only trained on the car category. In other words, we already know the prior information that this object must be a car. Thus, we ignore MMD as an efficient evaluation metric in this paper. The fidelity is

to measure the similarity between the input and completed point clouds, which calculates the average distance between each point in the input and the nearest point in the completed point cloud. Consistency is to measure how consistent the outputs reconstructed by networks are against variations in the inputs, which calculates the average Chamfer distance among the completion results of the same instance in consecutive frames. The quantitative results are shown in Table 3. From Table 3, it can be seen that ASFM-Net achieves excellent fidelity performance. The value is far below the other three methods, which illustrates ASFM-Net can preserve the original shape of the input effectively. The consistency performance of ASFM-Net is slightly weaker than TopNet and PCN. However, ASFM-Net improves the performance by a large margin compared with raw inputs. To explore the consistency performance more clearly, we visualize the results completed by different methods for one specific vehicle in different frames, as shown in Fig. 5. The raw point clouds of the same vehicle have significantly different shape

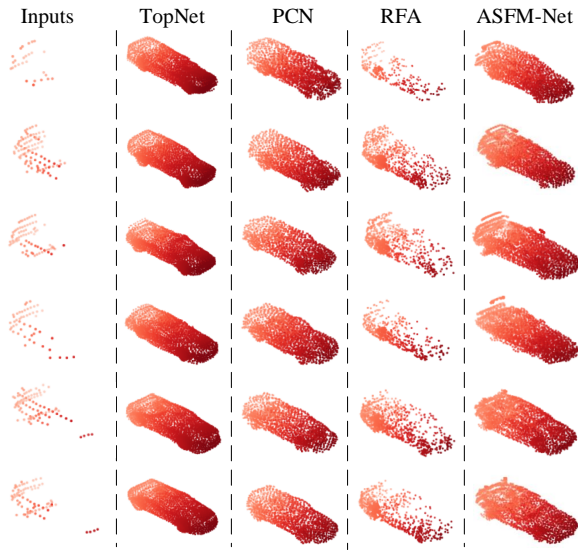


Figure 5: Qualitative comparison on the KITTI dataset. From left to right: Raw point clouds of the same vehicle scanned in consecutive frames, shape completion based on TopNet [48], PCN [63], RFA [65] and our method ASFM-Net.

appearances since they are collected at different moments from a moving vehicle. This is the reason that the value of consistency for inputs is high. From Fig. 5, we can see that PCN and TopNet are good at generating a general shape of the car while our method ASFM-Net reconstructs plausible shapes and keeps fine-grained details from the input. It demonstrates that ASFM-Net is more flexible when the appearance of the input point cloud changes greatly.

## 5 DISCUSSION

### 5.1 Ablation Study

The ablation study evaluates the effectiveness of different proposed modules in our network, including both the pre-trained asymmetrical Siamese auto-encoder and refinement unit. All experiments are conducted on the Completion3D benchmark. The CD-P is selected as the evaluation metric.

**Pre-trained asymmetrical Siamese auto-encoder** In this section, we evaluate the effectiveness of the asymmetrical Siamese auto-encoder which learns shape prior to introduce a feature matching strategy. We use the pre-trained asymmetrical Siamese auto-encoder instead of the encoder modules of PCN and TopNet but keep their decoder modules respectively, referred as SA-PCN Decoder and SA-TopNet Decoder. The quantitative results are illustrated in Table 4. With the proposed asymmetrical Siamese auto-encoder module, our method brings significant improvements on the average chamfer distance by 6.1% and 2.9%, respectively, when compared with PCN and TopNet. This is due to the global features extracted by the asymmetrical Siamese auto-encoder include shape priors, while the global features directly encoded from the partial

inputs are less informative. The comparison results demonstrate the superiority of the Siamese auto-encoder for 3D global feature learning for object completion.

**The refinement unit** We choose the TopNet [48] and PCN [63] as baseline. The refinement unit is first just integrated into TopNet and PCN, referred as TopNet-Refine and PCN-Refine. The quantitative results are shown in Table 4. Comparing with TopNet and PCN, both TopNet-Refine and PCN-Refine improve the performance across all categories significantly. The performance of TopNet-Refine and PCN-Refine also exceeds the average chamfer distance of TopNet and PCN by 15.86% and 17.96%, respectively. In addition, we remove the refinement unit from the proposed ASFM-Net and only asymmetrical Siamese auto-encoder is used, referred as w/o Refine. These results show that the refinement unit contributes to learning more perfect shape information with fine-grained details and is helpful for other point completion networks.

### 5.2 Robustness Test

To further evaluate the robustness of the models, we conduct experiments on the input point clouds with various visible ratios. The visible ratio  $R_v$  between the partial and the complete point clouds is defined as:

$$R_v = N_p / N_c \quad (5)$$

where  $N_p$  is the resolution of the points of a partial point cloud under the currently visible radius in the spherical space and  $N_c$  is the total points of complete point clouds.  $R_v$  ranges from 20% to 80% with a step of 20%.

Table 6: Quantitative comparison on known categories under different visible ratio. The CD-P is reported by TopNet, PCN, RFA and our method, multiplied by  $10^3$ .

Methods	Visible Ratio							
	20%	30%	40%	50%	60%	70%	80%	
TopNet [48]	41.92	34.72	30.16	27.27	25.44	24.27	23.47	
PCN [63]	45.65	37.82	33.08	30.06	27.64	25.77	24.01	
RFA [65]	41.58	34.61	29.64	25.83	22.74	20.74	19.06	
ASFM-Net	<b>39.94</b>	<b>31.71</b>	<b>25.97</b>	<b>22.03</b>	<b>19.29</b>	<b>17.47</b>	<b>16.27</b>	

The quantitative and qualitative results are shown in Table 6 and Figure 6, respectively. From them, we can conclude the following two conclusions: (1) Our method can deal with high missing degrees more robustly. Even though the visibility is only 0.2, ASFM-Net still generates the overall shape of the airplane. Both TopNet [48] and RFA [65] miss a good aircraft shape and generate unevenly points. The result of PCN[63] is totally failed. (2) ASFM-Net reaches the best performance no matter in any visible ratios, which demonstrates our method is more robust to occlusion data.

### 5.3 Completion on novel categories

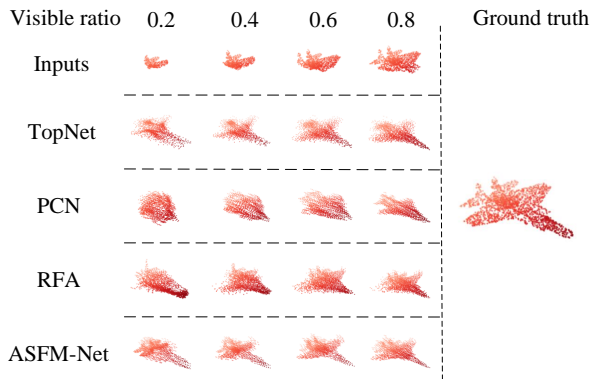
Since the asymmetrical Siamese auto-encoder is unsupervised trained using the models with known categories in the pre-built database, it is essential to explore its impact on the entire network ASFM-Net when facing unknown objects. In this section, we select eight novel categories for evaluation from the ShapeNet dataset, which

**Table 4: Ablation studies of asymmetrical Siamese auto-encoder and refinement unit on the Completion3D benchmark.**

Methods	Chamfer Distance( $10^{-3}$ )								
	Airplane	Cabinet	Car	Chair	Lamp	Sofa	Table	Watercraft	Average
PCN	14.10	27.03	20.28	27.02	24.99	27.16	22.30	17.03	22.49
SA-PCN Decoder	13.32	25.69	19.82	23.67	22.98	24.12	22.46	16.84	21.11
PCN-Refine	10.57	23.48	18.87	21.45	18.37	22.59	18.27	13.98	18.45
TopNet	13.88	28.07	19.69	24.74	23.36	26.12	22.48	16.66	21.88
SA-TopNet Decoder	13.09	25.55	20.22	24.37	23.03	24.78	21.55	17.42	21.25
TopNet-Refine	10.96	23.86	18.78	21.41	17.85	22.05	18.31	14.08	18.41
w/o Refine	16.02	27.32	20.58	28.38	26.08	27.74	24.78	17.56	23.56
ASFM-Net	<b>10.39</b>	<b>22.42</b>	<b>18.24</b>	<b>19.32</b>	<b>17.31</b>	<b>21.66</b>	<b>17.82</b>	<b>13.74</b>	<b>17.61</b>

**Table 5: Quantitative comparison on novel categories on the Completion3D benchmark. Point resolutions for the output and ground truth are 2048. For CD-P, lower is better.**

Methods	Chamfer Distance( $10^{-3}$ )								
	bed	bench	bookshelf	bus	guitar	motor	pistol	skateboard	Average
TopNet [48]	39.76	20.64	28.82	17.77	15.62	22.52	22.13	18.26	23.19
PCN [63]	38.73	21.28	29.26	18.47	17.19	23.10	20.34	17.70	23.26
RFA [65]	34.67	19.27	23.38	18.05	17.21	21.33	19.93	18.95	21.98
ASFM-Net	<b>31.94</b>	<b>17.31</b>	<b>23.19</b>	<b>17.02</b>	<b>11.97</b>	<b>16.81</b>	<b>15.83</b>	<b>14.50</b>	<b>18.57</b>

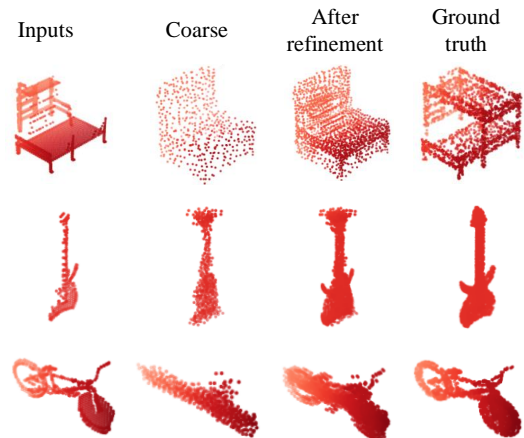


**Figure 6: Qualitative comparison on inputs with different visible ratio. From top to down: Partial point clouds with different levels of visibility, completed point clouds by TopNet, PCN, RFA and our ASFM-Net.**

are divided into two groups: one is the bed, bench, bookshelf, and bus (visually similar to the training categories), another is guitar, motorbike, pistol, and skateboard (visually dissimilar to the training categories). All experiments are conducted on the Completion3D benchmark.

The qualitative and quantitative results are show in Table 5 and Fig. 7, respectively. From Fig. 7, we can see the coarse outputs generated by the asymmetrical Siamese auto-encoder are totally wrong. It mistakenly completes the bed as the chair, the guitar as the lamp, and the motorbike as the watercraft. This is consistent with our expectation that the prior category information is learned

from the known training categories. However, even if the asymmetrical Siamese auto-encoder provides wrong results, ASFM-Net can possibly reconstruct satisfactory point clouds (Row 2,3) thanks to the refinement unit. Besides, as shown in Table 5, ASFM-Net outperforms other state-of-the-art methods on all novel categories. Notably, our method can improve performance by a large margin on visually dissimilar categories (e.g. the pistol and skateboard). This demonstrates that ASFM-Net has better generalizability than all previously tested state-of-the-art methods.



**Figure 7: Qualitative point cloud completion result on the novel categories. 'Coarse' means the outputs only completed by the asymmetrical Siamese auto-encoder. 'After refinement' means the final point cloud completed by our ASFM-Net including a refinement unit.**



## 6 CONCLUSION

In this paper, we propose a novel end-to-end network ASFM-Net for point cloud completion. We design an asymmetrical Siamese auto-encoder, using a feature matching strategy to learn fruitful shape priors from complete point clouds in the pre-built database. Besides, we introduce the iterative refinement unit to preserve the information of inputs and reconstruct complete point clouds with fine-grained details. Experiments show that our ASFM-Net achieves 1st place in Completion3D benchmark. According to discussion on experimental results, especially ablation studies, we can discover that the refinement unit contributes more to the performance of the ASFM-Net. In the future, we will explore the application of the completed results for 3D perceptual tasks, like instance extraction and type classification.

## REFERENCES

- [1] Matthew Berger, Andrea Tagliasacchi, Lee Seversky, Pierre Alliez, Joshua Levine, Andrei Sharf, and Claudio Silva. 2014. State of the art in surface reconstruction from point clouds.
- [2] Volker Blanz and Thomas Vetter. 1999. A morphable model for the synthesis of 3D faces. In *Proceedings of the 26th annual conference on Computer graphics and interactive techniques*. 187–194.
- [3] Zhaowei Cai and Nuno Vasconcelos. 2018. Cascade r-cnn: Delving into high quality object detection. In *Proceedings of the IEEE conference on computer vision and pattern recognition*. 6154–6162.
- [4] Angel X Chang, Thomas Funkhouser, Leonidas Guibas, Pat Hanrahan, Qixing Huang, Zimo Li, Silvio Savarese, Manolis Savva, Shuran Song, Hao Su, et al. 2015. Shapenet: An information-rich 3d model repository. *arXiv preprint arXiv:1512.03012* (2015).
- [5] Anne-Laure Chauve, Patrick Labatut, and Jean-Philippe Pons. 2010. Robust piecewise-planar 3D reconstruction and completion from large-scale unstructured point data. In *2010 IEEE Computer Society Conference on Computer Vision and Pattern Recognition*. IEEE, 1261–1268.
- [6] Angela Dai, Charles Ruizhongtai Qi, and Matthias Nießner. 2017. Shape completion using 3d-encoder-predictor cnns and shape synthesis. In *Proceedings of the IEEE Conference on Computer Vision and Pattern Recognition*. 5868–5877.
- [7] Per-Erik Danielsson. 1980. Euclidean distance mapping. *Computer Graphics and image processing* 14, 3 (1980), 227–248.
- [8] James Davis, Stephen R Marschner, Matt Garr, and Marc Levoy. 2002. Filling holes in complex surfaces using volumetric diffusion. In *Proceedings. First International Symposium on 3D Data Processing Visualization and Transmission*. IEEE, 428–441.
- [9] Yifan Feng, Haoxuan Yu, Zizhao Zhang, Rongrong Ji, and Yue Gao. 2019. Hypergraph neural networks. In *Proceedings of the AAAI Conference on Artificial Intelligence*, Vol. 33. 3558–3565.
- [10] Andreas Geiger, Philip Lenz, Christoph Stiller, and Raquel Urtasun. 2013. Vision meets robotics: The kitti dataset. *The International Journal of Robotics Research* 32, 11 (2013), 1231–1237.
- [11] Thibault Groueix, Matthew Fisher, Vladimir G Kim, Bryan C Russell, and Mathieu Aubry. 2018. A papier-mâché approach to learning 3d surface generation. In *Proceedings of the IEEE conference on computer vision and pattern recognition*. 216–224.
- [12] Saurabh Gupta, Pablo Arbeláez, Ross Girshick, and Jitendra Malik. 2015. Aligning 3D models to RGB-D images of cluttered scenes. In *Proceedings of the IEEE conference on computer vision and pattern recognition*. 4731–4740.
- [13] Feng Han and Song-Chun Zhu. 2008. Bottom-up/top-down image parsing with attribute grammar. *IEEE Transactions on Pattern Analysis and Machine Intelligence* 31, 1 (2008), 59–73.
- [14] Xinwei He, Yang Zhou, Zhichao Zhou, Song Bai, and Xiang Bai. 2018. Triplet-center loss for multi-view 3d object retrieval. In *Proceedings of the IEEE Conference on Computer Vision and Pattern Recognition*. 1945–1954.
- [15] Zitian Huang, Yikuan Yu, Jiawen Xu, Feng Ni, and Xinyi Le. 2020. PF-Net: Point Fractal Network for 3D Point Cloud Completion. In *Proceedings of the IEEE/CVF Conference on Computer Vision and Pattern Recognition*. 7662–7670.
- [16] Evangelos Kalogerakis, Siddhartha Chaudhuri, Daphne Koller, and Vladlen Koltun. 2012. A probabilistic model for component-based shape synthesis. *ACM Transactions on Graphics (TOG)* 31, 4 (2012), 1–11.
- [17] Asako Kanezaki, Yasuyuki Matsushita, and Yoshifumi Nishida. 2018. Rotationnet: Joint object categorization and pose estimation using multiviews from unsupervised viewpoints. In *Proceedings of the IEEE Conference on Computer Vision and Pattern Recognition*. 5010–5019.
- [18] Michael Kazhdan, Matthew Bolitho, and Hugues Hoppe. 2006. Poisson surface reconstruction. In *Proceedings of the fourth Eurographics symposium on Geometry processing*, Vol. 7.
- [19] Vladimir G Kim, Wilmot Li, Niloy J Mitra, Siddhartha Chaudhuri, Stephen DiVerdi, and Thomas Funkhouser. 2013. Learning part-based templates from large collections of 3D shapes. *ACM Transactions on Graphics (TOG)* 32, 4 (2013), 1–12.
- [20] Dongping Li, Tianjia Shao, Hongzhi Wu, and Kun Zhou. 2016. Shape completion from a single rgbd image. *IEEE transactions on visualization and computer graphics* 23, 7 (2016), 1809–1822.
- [21] Yangyan Li, Rui Bu, Mingchao Sun, Wei Wu, Xinhan Di, and Baoquan Chen. 2018. Pointcnn: Convolution on x-transformed points. In *Advances in neural information processing systems*. 820–830.
- [22] Yangyan Li, Xiaoqun Wu, Yiorgos Chrysathou, Andrei Sharf, Daniel Cohen-Or, and Niloy J Mitra. 2011. Globfit: Consistently fitting primitives by discovering global relations. In *ACM SIGGRAPH 2011 papers*. 1–12.
- [23] Or Litany, Alex Bronstein, Michael Bronstein, and Ameesh Makadia. 2018. Deformable shape completion with graph convolutional autoencoders. In *Proceedings of the IEEE conference on computer vision and pattern recognition*. 1886–1895.
- [24] Or Litany, Alex Bronstein, Michael Bronstein, and Ameesh Makadia. 2018. Deformable shape completion with graph convolutional autoencoders. In *Proceedings of the IEEE conference on computer vision and pattern recognition*. 1886–1895.
- [25] Yongcheng Liu, Bin Fan, Shiming Xiang, and Chunhong Pan. 2019. Relation-shape convolutional neural network for point cloud analysis. In *Proceedings of the IEEE/CVF Conference on Computer Vision and Pattern Recognition*. 8895–8904.
- [26] MD Malkauthekar. 2013. Analysis of Euclidean distance and Manhattan distance measure in Face recognition. (2013).
- [27] Andelo Martinovic and Luc Van Gool. 2013. Bayesian grammar learning for inverse procedural modeling. In *Proceedings of the IEEE Conference on Computer Vision and Pattern Recognition*. 201–208.
- [28] Daniel Maturana and Sebastian Scherer. 2015. Voxnet: A 3d convolutional neural network for real-time object recognition. In *2015 IEEE/RSJ International Conference on Intelligent Robots and Systems (IROS)*. IEEE, 922–928.
- [29] Niloy J Mitra, Leonidas J Guibas, and Mark Pauly. 2006. Partial and approximate symmetry detection for 3D geometry. *ACM Transactions on Graphics (TOG)* 25, 3 (2006), 560–568.
- [30] Niloy J Mitra, Mark Pauly, Michael Wand, and Duygu Ceylan. 2013. Symmetry in 3d geometry: Extraction and applications. In *Computer Graphics Forum*, Vol. 32. Wiley Online Library, 1–23.
- [31] Hieu V Nguyen and Li Bai. 2010. Cosine similarity metric learning for face verification. In *Asian conference on computer vision*. Springer, 709–720.
- [32] Liang Pan, Xinyi Chen, Zhongang Cai, Junzhe Zhang, Haiyu Zhao, Shuai Yi, and Ziwei Liu. 2021. Variational Relational Point Completion Network. *arXiv preprint arXiv:2104.10154* (2021).
- [33] Jiangmiao Pang, Kai Chen, Jianping Shi, Huajun Feng, Wanli Ouyang, and Dahua Lin. 2019. Libra r-cnn: Towards balanced learning for object detection. In *Proceedings of the IEEE/CVF Conference on Computer Vision and Pattern Recognition*. 821–830.
- [34] Mark Pauly, Niloy J Mitra, Joachim Giesen, Markus H Gross, and Leonidas J Guibas. 2005. Example-based 3D scan completion. In *Symposium on Geometry Processing*. 23–32.
- [35] Quang-Hieu Pham, Mikaela Angelina Uy, Binh-Son Hua, Duc Thanh Nguyen, Gemma Roig, and Sai-Kit Yeung. 2020. LCD: learned cross-domain descriptors for 2D-3D matching. In *Proceedings of the AAAI Conference on Artificial Intelligence*, Vol. 34. 11856–11864.
- [36] Charles R Qi, Hao Su, Kaichun Mo, and Leonidas J Guibas. 2017. Pointnet: Deep learning on point sets for 3d classification and segmentation. In *Proceedings of the IEEE conference on computer vision and pattern recognition*. 652–660.
- [37] Charles Ruizhongtai Qi, Li Yi, Hao Su, and Leonidas J Guibas. 2017. Pointnet++: Deep hierarchical feature learning on point sets in a metric space. In *Advances in neural information processing systems*. 5099–5108.
- [38] Jason Rock, Tanmay Gupta, Justin Thorsen, JunYoung Gwak, Daeyun Shin, and Derek Hoiem. 2015. Completing 3d object shape from one depth image. In *Proceedings of the IEEE Conference on Computer Vision and Pattern Recognition*. 2484–2493.
- [39] Muhammad Sarmad, Hyunjoon Jenny Lee, and Young Min Kim. 2019. Rl-gan-net: A reinforcement learning agent controlled gan network for real-time point cloud shape completion. In *Proceedings of the IEEE/CVF Conference on Computer Vision and Pattern Recognition*. 5898–5907.
- [40] Ruwen Schnabel, Patrick Degener, and Reinhard Klein. 2009. Completion and reconstruction with primitive shapes. In *Computer Graphics Forum*, Vol. 28. Wiley Online Library, 503–512.
- [41] Tianjia Shao, Weiwei Xu, Kun Zhou, Jingdong Wang, Dongping Li, and Baining Guo. 2012. An interactive approach to semantic modeling of indoor scenes with an rgbd camera. *ACM Transactions on Graphics (TOG)* 31, 6 (2012), 1–11.
- [42] Abhishek Sharma, Oliver Grau, and Mario Fritz. 2016. Vconv-dae: Deep volumetric shape learning without object labels. In *European Conference on Computer Vision*. Springer, 236–250.

- [43] Chao-Hui Shen, Hongbo Fu, Kang Chen, and Shi-Min Hu. 2012. Structure recovery by part assembly. *ACM Transactions on Graphics (TOG)* 31, 6 (2012), 1–11.
- [44] Shuran Song, Fisher Yu, Andy Zeng, Angel X Chang, Manolis Savva, and Thomas Funkhouser. 2017. Semantic scene completion from a single depth image. In *Proceedings of the IEEE Conference on Computer Vision and Pattern Recognition*. 1746–1754.
- [45] David Stutz and Andreas Geiger. 2018. Learning 3d shape completion from laser scan data with weak supervision. In *Proceedings of the IEEE Conference on Computer Vision and Pattern Recognition*. 1955–1964.
- [46] Minhyuk Sung, Vladimir G Kim, Roland Angst, and Leonidas Guibas. 2015. Data-driven structural priors for shape completion. *ACM Transactions on Graphics (TOG)* 34, 6 (2015), 1–11.
- [47] Minhyuk Sung, Vladimir G Kim, Roland Angst, and Leonidas Guibas. 2015. Data-driven structural priors for shape completion. *ACM Transactions on Graphics (TOG)* 34, 6 (2015), 1–11.
- [48] Lyne P Tchammi, Vineet Kosaraju, Hamid Rezaatofighi, Ian Reid, and Silvio Savarese. 2019. Topnet: Structural point cloud decoder. In *Proceedings of the IEEE Conference on Computer Vision and Pattern Recognition*. 383–392.
- [49] Jacob Varley, Chad DeChant, Adam Richardson, Joaquin Ruales, and Peter Allen. 2017. Shape completion enabled robotic grasping. In *2017 IEEE/RSJ international conference on intelligent robots and systems (IROS)*. IEEE, 2442–2447.
- [50] Nanyang Wang, Yinda Zhang, Zhuwen Li, Yanwei Fu, Wei Liu, and Yu-Gang Jiang. 2018. Pixel2mesh: Generating 3d mesh models from single rgb images. In *Proceedings of the European Conference on Computer Vision (ECCV)*. 52–67.
- [51] Xiaogang Wang, Marcelo H Ang Jr, and Gim Hee Lee. 2020. Cascaded refinement network for point cloud completion. In *Proceedings of the IEEE/CVF Conference on Computer Vision and Pattern Recognition*. 790–799.
- [52] Xiaogang Wang, Marcelo H Ang Jr, and Gim Hee Lee. 2020. Cascaded refinement network for point cloud completion. In *Proceedings of the IEEE/CVF Conference on Computer Vision and Pattern Recognition*. 790–799.
- [53] Xiaogang Wang, Marcelo H Ang Jr, and Gim Hee Lee. 2020. A Self-supervised Cascaded Refinement Network for Point Cloud Completion. *arXiv preprint arXiv:2010.08719* (2020).
- [54] Yida Wang, David Joseph Tan, Nassir Navab, and Federico Tombari. 2020. Soft-PoolNet: Shape Descriptor for Point Cloud Completion and Classification. *arXiv preprint arXiv:2008.07358* (2020).
- [55] Xin Wen, Tianyang Li, Zhizhong Han, and Yu-Shen Liu. 2020. Point cloud completion by skip-attention network with hierarchical folding. In *Proceedings of the IEEE/CVF Conference on Computer Vision and Pattern Recognition*. 1939–1948.
- [56] Zhirong Wu, Shuran Song, Aditya Khosla, Fisher Yu, Linguang Zhang, Xiaoou Tang, and Jianxiong Xiao. 2015. 3d shapenets: A deep representation for volumetric shapes. In *Proceedings of the IEEE conference on computer vision and pattern recognition*. 1912–1920.
- [57] Yan Xia, Cheng Wang, Yusheng Xu, Yu Zang, Weiquan Liu, Jonathan Li, and Uwe Stilla. 2019. RealPoint3D: Generating 3D point clouds from a single image of complex scenarios. *Remote Sensing* 11, 22 (2019), 2644.
- [58] Yan Xia, Yusheng Xu, Cheng Wang, and Uwe Stilla. 2021. VPC-Net: Completion of 3D vehicles from MLS point clouds. *ISPRS Journal of Photogrammetry and Remote Sensing* 174 (2021), 166–181.
- [59] Haozhe Xie, Hongxun Yao, Shangchen Zhou, Jiageng Mao, Shengping Zhang, and Wenxiu Sun. 2020. GRNet: gridding residual network for dense point cloud completion. In *European Conference on Computer Vision*. Springer, 365–381.
- [60] Yaoqing Yang, Chen Feng, Yiru Shen, and Dong Tian. 2018. Foldingnet: Point cloud auto-encoder via deep grid deformation. In *Proceedings of the IEEE Conference on Computer Vision and Pattern Recognition*. 206–215.
- [61] Kangxue Yin, Hui Huang, Hao Zhang, Minglun Gong, Daniel Cohen-Or, and Baoquan Chen. 2014. Morfit: interactive surface reconstruction from incomplete point clouds with curve-driven topology and geometry control. *ACM Trans. Graph.* 33, 6 (2014), 202–1.
- [62] Tan Yu, Jingjing Meng, and Junsong Yuan. 2018. Multi-view harmonized bilinear network for 3d object recognition. In *Proceedings of the IEEE Conference on Computer Vision and Pattern Recognition*. 186–194.
- [63] Wentao Yuan, Tejas Khot, David Held, Christoph Mertz, and Martial Hebert. 2018. Pcn: Point completion network. In *2018 International Conference on 3D Vision (3DV)*. IEEE, 728–737.
- [64] Junming Zhang, Weijia Chen, Yuping Wang, Ram Vasudevan, and Matthew Johnson-Roberson. 2021. Point set voting for partial point cloud analysis. *IEEE Robotics and Automation Letters* 6, 2 (2021), 596–603.
- [65] Wenxiao Zhang, Qingan Yan, and Chunxia Xiao. 2020. Detail Preserved Point Cloud Completion via Separated Feature Aggregation. *arXiv preprint arXiv:2007.02374* (2020).
- [66] Wei Zhao, Shuming Gao, and Hongwei Lin. 2007. A robust hole-filling algorithm for triangular mesh. *The Visual Computer* 23, 12 (2007), 987–997.
- [67] Yin Zhou and Oncel Tuzel. 2018. Voxnet: End-to-end learning for point cloud based 3d object detection. In *Proceedings of the IEEE Conference on Computer Vision and Pattern Recognition*. 4490–4499.