

DisCo: Remedy Self-supervised Learning on Lightweight Models with Distilled Contrastive Learning

Yuting Gao¹ * Jia-Xin Zhuang^{1,2*} Ke Li¹ Hao Cheng¹ Xiaowei Guo¹
Feiyue Huang¹ Rongrong Ji³ Xing Sun¹ †

¹Tencent Youtu Lab ²Sun Yat-sen University ³Xia Men University

{yutinggao, scorpioguo, garyhuang}@tencent.com

{lincolnz9511, tristanli.sh, louischeng369, winfred.sun}@gmail.com, rrji@xmu.edu.cn

Abstract

While self-supervised representation learning (SSL) has received widespread attention from the community, recent research argue that its performance will suffer a cliff fall when the model size decreases. The current method mainly relies on contrastive learning to train the network and in this work, we propose a simple yet effective **Distilled Contrastive Learning (DisCo)** to ease the issue by a large margin. Specifically, we find the final embedding obtained by the mainstream SSL methods contains the most fruitful information, and propose to distill the final embedding to maximally transmit a teacher’s knowledge to a lightweight model by constraining the last embedding of the student to be consistent with that of the teacher. In addition, in the experiment, we find that there exists a phenomenon termed *Distilling BottleNeck* and present to enlarge the embedding dimension to alleviate this problem. Our method does not introduce any extra parameter to lightweight models during deployment. Experimental results demonstrate that our method achieves the state-of-the-art on all lightweight models. Particularly, when ResNet-101/ResNet-50 is used as teacher to teach EfficientNet-B0, the linear result of EfficientNet-B0 on ImageNet is very close to ResNet-101/ResNet-50, but the number of parameters of EfficientNet-B0 is only 9.4%/16.3% of ResNet-101/ResNet-50. Code is available at <https://github.com/Yuting-Gao/DisCo-pytorch>.

1. Introduction

Deep learning has achieved great success in computer vision tasks, including image classification, object detection

*The first two authors contributed equally. This work was done when Jia-Xin Zhuang was intern in Tencent Youtu Lab.

†Corresponding Author, winfred.sun@gmail.com

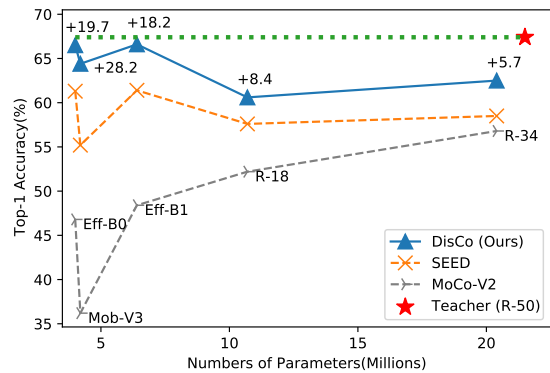


Figure 1. ImageNet top-1 linear evaluation accuracy on different network architectures. Our method significantly exceeds the result of using MoCo-V2 directly, and also surpasses the state-of-the-art SEED with a large margin. Particularly, the results of EfficientNet-B0 is quite close to the teacher ResNet-50, while the number of parameters of EfficientNet-B0 is only 16.3% of ResNet-50. The improvement brought by DisCo is compared to MoCo-V2 baseline.

and semantic segmentation. Such success relies heavily on manually labeled datasets, which are time-consuming and expensive to obtain. Therefore, more and more researchers begin to explore how to make better use of off-the-shelf unlabeled data. Among them, Self-supervised Learning (SSL) is an effective way to explore the information contained in the data itself by using proxy signals as supervision. Usually, after pre-training the network on massive unlabeled data with self-supervised methods and fine-tuning on downstream tasks, the performance of downstream tasks will be significantly improved. Hence, SSL has attracted widespread attention from the community, and many methods have been proposed [24, 29, 12, 32, 7, 8, 17, 9, 16].

Among them, methods [7, 8, 17, 9, 16] based on contrastive learning are becoming the mainstream due to their superior results. These methods constantly refresh the results with relatively large networks, but are unsatisfying on some lightweight models. For example, the number of parameters of MobileNet-v3-Large/ResNet-152 is 5.2M/57.4M [22, 19], and the corresponding linear evaluation top-1 accuracy on ImageNet [35] using MoCo-V2 is 36.2%/74.1%. Compared to their fully supervised counterparts 75.2%/78.57%, the results of MobileNet-v3-Large is far from satisfying. Meanwhile in real scenarios, sometimes only lightweight models can be deployed due to the limited hardware resources. Therefore, improving the ability of self-supervised representation learning on small models is of great significance.

Knowledge distillation [21] is an effective way to transfer the knowledge learned by a large model (teacher) to a small model (student). Recently, some self-supervised representation learning methods use knowledge distillation to improve the efficacy of small models. SimCLR-V2 [8] uses logits in the fine-tuning stage to transfer the knowledge in a task-specific way. CompReSS [1] and SEED [15] mimic the similarity score distribution between a teacher and a student model over a dynamically maintained queue. Though distillation has been shown to be effective, two factors affect the result prominently, *i.e.*, *which* knowledge is most needed by the student and *how* to deliver it. In this work, we propose new insights towards these two aspects.

In the current mainstream contrastive learning based SSL methods, a multi-layer perceptron (MLP) is added after the encoder to obtain a low-dimensional embedding. Training loss and the accuracy evaluation are both performed on such embedding. We thus hypothesize that this final embedding contains the most fruitful knowledge and should be regarded as the first choice for knowledge transferring. To achieve this, we propose a simple yet effective **Distilled Contrastive Learning** (DisCo) to transfer this knowledge from large models to lightweight models in the pre-training stage. Specifically, DisCo takes the MLP embedding obtained by the teacher as the knowledge and injects it into the student by constraining the corresponding embedding of the student to be consistent with that of the teacher using MSE loss. In addition, we find that a budgeted dimension of the hidden layer in the MLP of the student may cause a knowledge transmission bottleneck. We term this phenomenon as *Distilling Bottleneck* and present to enlarge the embedding dimension to alleviate this problem. This simple yet effective operation relates to the capability of model generalization in the setting of self-supervised learning from the Information BottleNeck [39] perspective. It is worth noting that our method only introduces a small number of additional parameters in the pre-training phase, but during the fine-tuning and deployment stage, there is no extra compu-

tational burden since the MLP layer is removed.

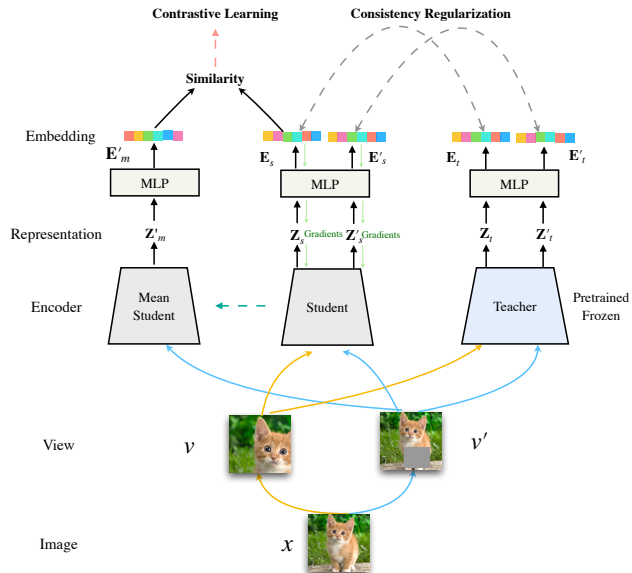


Figure 2. The framework of the proposed method DisCo. One image is first transformed into two views by two drastic data augmentation operations. In addition to the original constrastive SSL part, a self-supervised pre-trained teacher is introduced, and the final embeddings obtained by the learnable student and the frozen teacher are required to be consistent for each view. (Best viewed in color).

Experimental results demonstrate that DisCo can effectively transfer the knowledge in the teacher to the student, making the representations extracted by the student more generalized. Our approach is simple and incorporate it into existing contrastive based SSL methods can bring significant gains.

In summary, our main contributions are twofold:

- We propose a simple yet effective self-supervised distillation method to boost the representation abilities of lightweight models.
- We achieve state-of-the-art SSL results on lightweight models. Particularly, the linear evaluation results of EfficientNet-B0 [37] on ImageNet is quite close to ResNet-101/ResNet-50, while the number of parameters of EfficientNet-B0 is only 9.4%/16.3% of ResNet-101/ResNet-50.

2. Related Work

2.1. Self-supervised Learning

Self-supervised learning (SSL) is a generic framework that learns high semantic patterns from the data itself without any tags from human beings. Current methods mainly

rely on three paradigms, *i.e.*, pretext tasks, contrastive based and clustering based.

Pretext tasks. Approaches based on pretext paradigm focus on designing more effective surrogate tasks, including Exemplar-CNN [13] that identifies whether patches are cropped from the same image, Rotation [24] that predicts the rotation degree of the input image, Jigsaw [29] that places the shuffled patches back to the original position, and Context encoder [32] that recovers the missing part of the input image conditioned on its surrounding.

Contrastive based. Contrastive based approaches have shown impressive performance on self-supervised representation learning, which enforce different views of the same input to be closer in feature space [10, 8, 7, 20, 17, 9, 16, 41, 42, 46]. SimCLR [7, 8] indicates that self-supervised learning can be boosted by applying strong data augmentation, training with larger batch size of negative samples, and adding projection head (MLP) after the global average pooling. However, SimCLR relies on very large batch size to achieve comparable performance, and cannot be applied widely to many real-world scenarios. MoCo [17, 9] considers contrastive learning as a look-up dictionary, using a memory bank to maintain consistent representations of negative samples. Thus, MoCo can achieve superior performance without large batch size, which is more feasible to implement. BYOL [16] introduces a predictor to one branch of the network to break the symmetry and avoid the trivial solution.

Clustering based. Clustering is one of the most promising approaches for unsupervised representation learning. DeepCluster [3] uses k-means assignments to generate pseudo-labels to iteratively group the features and update the weight of the network. DeeperCluster [4] scales to large uncurated datasets to capture complementary statistics. Different from previous works, to maximize the mutual information between pseudo labels and input data, SeLa [2] cast the pseudo-label assignment as an instance of optimal transport. SwAV [5] formulates to map representations to prototype vectors, which is assigned online and is capable to scale to larger datasets.

Although the mainstream methods SimCLR-V2, MoCo-V2, BYOL and SwAV belong to different self-supervised categories, they have four things in common: 1) two views for one image, 2) two encoders for feature extraction, 3) two projection heads to map the representations into a lower dimension space, and 4) the two low-dimensional embeddings are regarded to be a pair of positive samples, which can be considered as a contrast process. However, all of these methods suffer a performance cliff fall on lightweight models, which is what we try to remedy in this work.

2.2. Knowledge Distillation

Knowledge distillation (KD) tries to transfer the knowledge from a larger teacher model to a smaller student model. According to the form of knowledge, it can be classified into three categories, logits-based, feature-based, and relation-based.

Logits-based. Logits refers to the output of the network classifier. KD [21] proposes to make the student mimic the logits of the teacher by minimizing the KL-divergence of the class distribution.

Feature-based. Feature-based methods directly transfer the knowledge from the intermediate layers of the teacher to student. FitNets [34] regards the intermediate representations learned by the teacher as hints and transfers the knowledge to a thinner and deeper student through minimizing the mean square error between the representations. AT [45] proposes to use the spatial attention of the teacher as the knowledge and let the student pay attention to the area that the teacher is concerned about. SemCKD [6] adaptively selects the more appropriate representation pairs of the teacher and student.

Relation-based. Relation-based approaches explore the relationship between data instead of the output of a single instance. RKD [31] transfers the mutual relationship of the input data within one batch with distance-wise and angle-wise distillation loss from the teacher to the student. IRG [28] proposes to use the relationship the graph to further express the relational knowledge.

2.3. SSL meets KD

Recently, some works combine self-supervised learning and knowledge distillation. CRD [38] introduces a contrastive loss to transfer pair-wise relationship across different modalities. SSKD [44] lets the student mimic transformed data and self-supervision tasks to transfer richer knowledge. The above-mentioned works take self-supervision as an auxiliary task to further boost the process of knowledge distillation under fully supervised setting. CompRes[1] and SEED [15] tried to employ knowledge distillation as a means to improve the self-supervised visual representation learning capability of small models, which utilize the negative sample queue in MoCo [17] to constrain the distribution of positive sample over negative samples of the student to be consistent with that of the teacher. However, CompRes and SEED heavily rely on MoCo framework, which means that a memory bank always has to be preserved during the distillation process. Our method also aims to boost the self-supervised representation learning ability on lightweight models by distilling, however, we do not restrict the self-supervised framework and are thus more flexible. Furthermore, our method surpass SEED with a large margin on all lightweight models under the same setting.

3. Method

In this section, we introduce the proposed *Distilled Contrastive Learning* (DisCo) on lightweight models. We first give some preliminaries on contrastive based SSL, and then introduce the overall architecture of DisCo and how DisCo transfers the knowledge from the teacher to the student. Finally, we present how DisCo can be combined with the existing contrastive based SSL methods.

3.1. Preliminary on Contrastive Based SSL

In Figure 3, we show the framework diagrams of four mainstream contrastive based SSL methods, they have some common characteristics, as listed below:

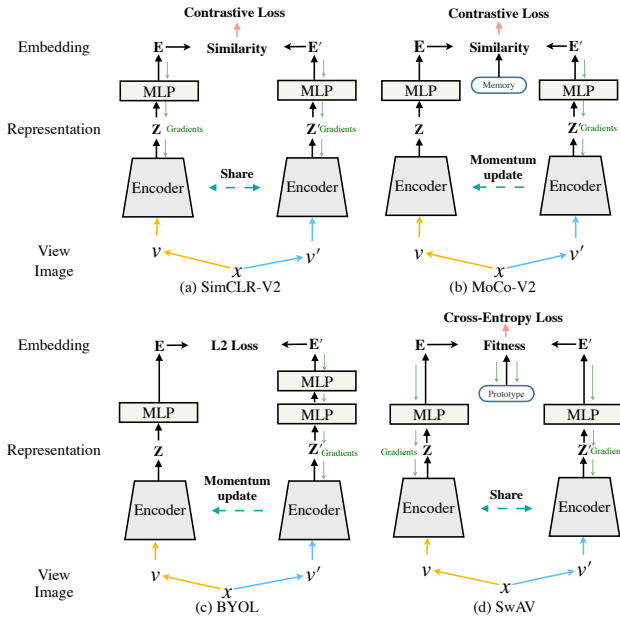


Figure 3. Diagrams of four mainstream SSL methods.

Two views: one input image x is transformed into two views v and v' by two drastic data augmentation operations.

Two encoders: two augmented views are input to two encoders of the same structure, one is a learnable base encoder $s(\cdot)$ and the other $m(\cdot)$ is updated according to the base encoder, either shared or momentum updated. The encoder here can use any network architecture, such as the commonly used ResNet. For an input image, the extracted representation obtained after the encoder and global average pooling is denoted as Z , and its dimension is D .

Projection head: both the encoders are followed by a small projection head $p(\cdot)$ that maps the representation Z to a low-dimensional embedding E , which contains several linear layers. This procedure can be formulated as $E = p(Z) = W_{(n)} \cdots (\sigma(W_{(1)}Z))$, where W is the weight parameter of the linear layer, n is the number of layers,

which is greater than or equal to 1, and σ is the non-linear function ReLU. The importance of projection head has been addressed in SimCLR-V2 [8] and MoCo-V2 [9]. Following the setting of MoCo-V2, we define the default configuration of the projection head as two linear layers, with the dimension being D and 128.

Loss function: after obtaining the final embeddings of these two views, they are regarded as a pair of positive samples to calculate the loss.

3.2. Overall Architecture

The framework of the proposed DisCo is shown in Figure 2, which consists of three encoders following the projection head. The first encoder $s(\cdot)$ is the student that we want to learn, the second is the other encoder $m(\cdot)$ in the mainstream self-supervised method, and the third is the pre-trained large teacher $t(\cdot)$.

For each input image x , it is first transformed into two views v and v' by two drastic data augmentation operations. On the one hand, v is input to $s(\cdot)$ and $t(\cdot)$, generating two representations $Z_s = s(v)$, $Z_t = t(v)$, then after the projection head, these two representations are mapped to low-dimensional embeddings, $E_s = p_s(Z_s)$, $E_t = p_t(Z_t)$ respectively. On the other hand, v' is input to $s(\cdot)$, $m(\cdot)$ and $t(\cdot)$ simultaneously, after encoding and projecting, three low-dimensional vectors $E'_s = p_s(s(v'))$, $E'_m = p_m(m(v'))$, and $E'_t = p_t(t(v'))$ are obtained.

E'_m and E_s are the embeddings of two different views, which are regarded as a pair of positive samples and are pulled together in the existing SSL methods. E_s and E_t , E'_s and E'_t are two pairs of embeddings of the student and the teacher of the same view, and each pair is constrained to be consistent during the distilling procedure which will be introduced in detail in section 3.3.

3.3. Distilling Procedure

In most contrastive based SSL methods, the calculation of loss function and the evaluation of accuracy are both performed at the final embedding vector E . Therefore, we hypothesize that the last embedding E contains the most fruitful knowledge and should be considered to be delivered first when distilling.

For a self-supervised pre-trained teacher model, we distill the knowledge in the last embedding into the student, that is, for view v and view v' , the embedding vector output by the frozen teacher and the learnable student should be consistent. Specifically, we use a consistency regularization term to pull the embedding vector E_s closer to E_t and E'_s closer to E'_t . Formally,

$$\mathcal{L}_{dis} = \|E_s - E_t\|^2 + \|E'_s - E'_t\|^2 \quad (1)$$

In order to verify that the knowledge contained in the embedding E is the most meaningful, we experimented

with several other commonly used distillation schemes in section 4.4. The experimental results prove that the knowledge we transmitted and the way it is transferred are indeed more effective.

Distilling Bottleneck. In our distillation experiment, we found an interesting phenomenon. When the encoder of the student network is ResNet-18 or ResNet-34 and the default MLP configuration is adopted, that is, the dimension of embedding output by the encoder is projected from D to D and then to 128, the results of DisCo is not satisfactory. We assume that this degradation is caused by the fact that the dimension of the hidden layer in the MLP is too small, and term this phenomenon as *Distilling Bottleneck*. In Figure 4, we exhibit the default configuration of the projection head of ResNet-18/34, EfficientNet-B0/B1, MobileNet-v3-Large, and ResNet-50/101/152. It can be seen that the dimension of the hidden layer of ResNet-18/34 is too small compared to other networks.

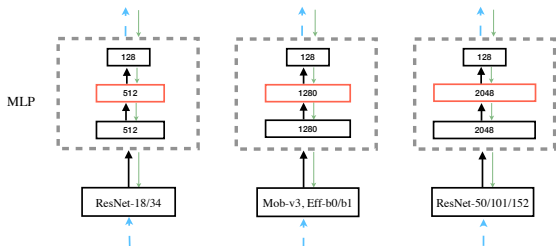


Figure 4. Default MLP of multiple networks.

In order to alleviate the Distilling Bottleneck problem, we present to expand the dimension of the hidden layer in MLP. It is worth noting that this operation only introduces a small number of additional parameters at the self-supervised distillation stage, and the MLP will be directly discarded during fine-tuning and deployment, which means no extra computational burden is brought. We experimentally verified that such a simple operation can bring significant gains in section 4.7.

This operation can be further explained from the Information Bottleneck (IB) [39] perspective. IB is utilized in [36, 11] to understand how deep networks work by visualizing mutual information ($I(X;T)$ and $I(T;Y)$) in the information plane, where $I(X;T)$ is the mutual information between input and output, and $I(T;Y)$ is the mutual information between output and label. The training of deep networks can be described by two-phases in the information plane: the first *fitting phase*, where the network memorizes the information of input, resulting in the growth of $I(X;T)$ and $I(T;Y)$; the subsequent *compression phase*, where the network removes irrelevant information of input for better generalization, resulting in the decrease of $I(X;T)$ (See Figure 7 in [11]). Generally, in the *compression phase*, $I(X;T)$ can present the model’s capability of generalization while $I(T;Y)$ can present the model’s capability of fit-

ting the label [11]. We visualize the *compression phase* of our model with different dimensions of the hidden layer in the pre-training distillation stage in the information plane on one downstream transferring classification task. The results in Figure 7 shows two interesting phenomena:

i. Models with different dimensions of the hidden layer have very similar $I(T;Y)$, suggesting that models have the nearly equal capability of fitting the labels.

ii. The Model with larger dimension in the hidden layer has smaller $I(X;T)$, suggesting a stronger capability of generalization.

These phenomena show that MLP indeed relates to the capability of model generalization in the setting of self-supervised transfer learning.

3.4. Overall Objective Function

The overall objective function is defined as follows:

$$\mathcal{L} = \mathcal{L}_{dis} + \lambda \mathcal{L}_{co} \quad (2)$$

where \mathcal{L}_{dis} comes from distillation part, \mathcal{L}_{co} can be the contrastive loss function of any SSL method, and λ is a hyper-parameter that controls the weights of the distillation loss and contrastive loss. In our experiments, λ is set to 1. Due to the simplicity of the implementation, we use MoCo-V2 as the testbed in the experiments.

4. Experiments

4.1. Settings

Dataset. All the self-supervised pre-training experiments are conducted on ImageNet ILSVRC-2012 [35]. For downstream classification tasks, experiments are carried out on Cifar10 [26] and Cifar100 [26]. For downstream detection tasks, experiments are conducted on PASCAL VOC [14] and MS-COCO [27], with train+val/test and train2017/val2017 for training/testing respectively. For downstream segmentation tasks, the proposed method is verified on MS-COCO.

Teacher Encoders. Four large encoders are used as teacher, ResNet-50 (22.4M), ResNet-101 (40.5M), ResNet-152 (55.4M) and ResNet-50*2 (55.5M), where X(Y) denotes that the encoder has Y millions of parameters and the Y does not take linear layer into consideration.

Student Encoders. Five widely used small yet effective models are used as student, EfficientNet-B0 (4.0M), MobileNet-v3-Large (4.2M), EfficientNet-B1 (6.4M), ResNet-18 (10.7M) and ResNet-34 (20.4M).

Teacher Pre-training Setting. ResNet-50/101/152 are pre-trained using MoCo-V2 with default hyper-parameters. Following SEED, ResNet-50 and ResNet-101 are trained for 200 epochs, and ResNet-152 is trained for 400 epochs.

Table 1. ImageNet test accuracy (%) using linear classification on different student architectures. \diamond denotes the teacher/student models are pre-trained with MoCo-V2, which is our implementation and \dagger means the teacher is pre-trained by SwAV, which is an open-source model. When using R50*2 as the teacher, SEED distills 800 epochs while DisCo distills 200 epochs. Subscript in green represents the improvement compared to MoCo-V2 baseline.

Method	S T	Eff-b0		Eff-b1		Mob-v3		R-18		R-34	
		T-1	T-5	T-1	T-5	T-1	T-5	T-1	T-5	T-1	T-5
Supervised		77.1	93.3	79.2	94.4	75.2	-	72.1	-	75.0	-
<i>Self-supervised</i> MoCo-V2 (Baseline) \diamond		46.8	72.2	48.4	73.8	36.2	62.1	52.2	77.6	56.8	81.4
<i>SSL Distillation</i>											
SEED[15]	R-50 (67.4)	61.3	82.7	61.4	83.1	55.2	80.3	57.6	81.8	58.5	82.6
DisCo (ours)	R-50 (67.4) \diamond	66.5	87.6	66.6	87.5	64.4	86.2	60.6	83.7	62.5	85.4
		(19.7 \uparrow)	(15.4 \uparrow)	(18.2 \uparrow)	(13.7 \uparrow)	(28.2 \uparrow)	(24.1 \uparrow)	(8.4 \uparrow)	(6.1 \uparrow)	(5.7 \uparrow)	(4.0 \uparrow)
SEED [15]	R-101 (70.3)	63.0	83.8	63.4	84.6	59.9	83.5	58.9	82.5	61.6	84.9
DisCo (ours)	R-101 (69.1) \diamond	68.9	88.9	69.0	89.1	65.7	86.7	62.3	85.1	64.4	86.5
		(22.1 \uparrow)	(16.7 \uparrow)	(20.6 \uparrow)	(15.3 \uparrow)	(29.5 \uparrow)	(24.6 \uparrow)	(10.1 \uparrow)	(7.5 \uparrow)	(7.6 \uparrow)	(5.1 \uparrow)
SEED [15]	R-152 (74.2)	65.3	86.0	67.3	86.9	61.4	84.6	59.5	83.3	62.7	85.8
DisCo (ours)	R-152 (74.1) \diamond	67.8	87.0	73.1	91.2	63.7	84.9	65.5	86.7	68.1	88.6
		(21.0 \uparrow)	(14.8 \uparrow)	(24.7 \uparrow)	(17.4 \uparrow)	(27.5 \uparrow)	(22.8 \uparrow)	(13.3 \uparrow)	(9.1 \uparrow)	(11.3 \uparrow)	(7.2 \uparrow)
SEED [15]	R50*2 (77.3 \dagger)	67.6	87.4	68.0	87.6	68.2	88.2	63.0	84.9	65.7	86.8
DisCo (ours)	R50*2 (77.3) \dagger	69.1	88.9	64.0	84.6	58.9	81.4	65.2	86.8	67.6	88.6
		(22.3 \uparrow)	(17.7 \uparrow)	(15.6 \uparrow)	(10.8 \uparrow)	(22.7 \uparrow)	(19.3 \uparrow)	(13 \uparrow)	(9.2 \uparrow)	(10.8 \uparrow)	(7.2 \uparrow)

ResNet-50*2 is pre-trained by SwAV, which is an open-source model ¹ and trained for 800 epochs.

Self-supervised Distillation Setting. The projection head of all the student networks has two linear layers, with the dimension being 2048 and 128. The configuration of learning rate and optimizer is set the same as MoCo-V2, and without a specific statement, the model is trained for 200 epochs. Furthermore, during the distillation stage, the teacher is frozen.

Student Fine-tuning Setting. For linear evaluation on ImageNet, the student is fine-tuned for 100 epochs. Initial learning rate is 3 for EfficientNet-B0/EfficientNet-B1/MobileNet-v3-Large, and 30 for ResNet-18/ResNet-34. For linear evaluation on Cifar10 and Cifar100, the initial learning rate is 3 and all the models are fine-tuned for 100 epochs. SGD is adopted as the optimizer and the learning rate is decreased by 10 at 60 and 80 epochs for both linear evaluation. For downstream detection and segmentation tasks, following [17, 9, 15], all parameters are fine-tuned. For the detection task on VOC, initial learning rate is 0.1 with 200 warm-up iterations and decays by 10 at 18k, 22.2k steps. The detector is trained for 48k steps with a batch size of 32 on 8 V100 GPUs. Following [15], the scales of images are randomly sampled from [400, 800] during the training and is 800 at the inference. For the detection and instance segmentation tasks on COCO, the model is trained for 180k iterations with the initial learning rate 0.11 and the scales of images are randomly sampled from [600, 800] during the training.

¹<https://github.com/facebookresearch/swav>

4.2. Linear Evaluation

We conduct linear evaluation on ImageNet to validate the effectiveness of our method. As shown in Table 1, student models distilled by DisCo outperform the counterparts pre-trained by MoCo-V2 (Baseline) with a large margin. Besides, DisCo surpasses the state-of-the-art SEED over various student models with teacher ResNet-50/101/152 under the same setting, especially on MobileNet-v3-Large distilled by ResNet-50 with a difference of 9.2% at top-1 accuracy. When using R50*2 as the teacher, SEED distills 800 epochs while DisCo still distills 200 epochs, but the results of EfficientNet-B0, ResNet-18 and ResNet-34 using DisCo also exceed that of SEED. The performance on EfficientNet-B1 and MobileNet-v3-Large is closely related to the epochs of distillation. For example, when EfficientNet-B1 is distilled for 290 epochs, the top-1 accuracy becomes 70.4%, which surpasses SEED and when MobileNet-v3-Large is distilled for 340 epochs, the top-1 accuracy becomes 64%. We believe that when DisCo distills 800 epochs, the results will be further improved. Moreover, since CompRes uses a better teacher which trained 600 epochs longer and distills 400 epochs longer than SEED and ours, it's not fair to compare thus we do not report the result in the table. In addition, when DisCo uses a larger model as the teacher, the student will be further improved. For instance, using ResNet-152 instead of ResNet-50 as the teacher, ResNet-34 is improved from 62.5% to 68.1%. It's worth noting, when using ResNet-101/ResNet-50 as the teacher, the linear evaluation result of EfficientNet-B0 is very close to the teacher, 68.9% v.s. 69.1% and 66.5% v.s. 67.4%, while the number of parameters of EfficientNet-B0

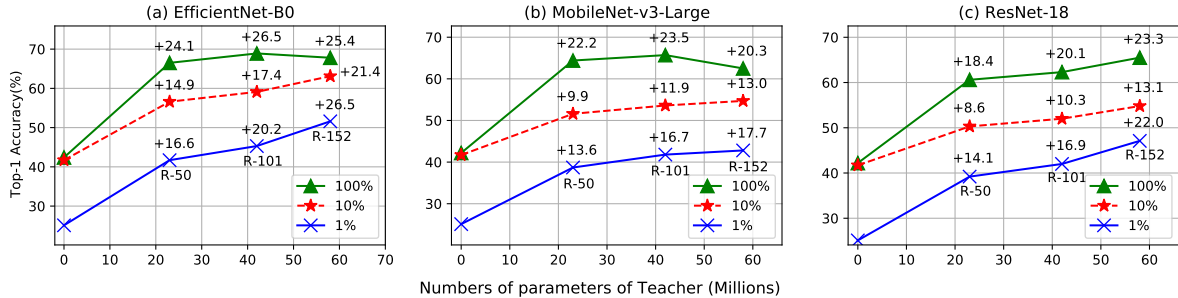


Figure 5. ImageNet top-1 accuracy (%) of semi-supervised linear evaluation with 1%, 10% and 100% training data. Points where the number of teacher network parameters are 0 are the results of the MoCo-V2 baseline without distillation.

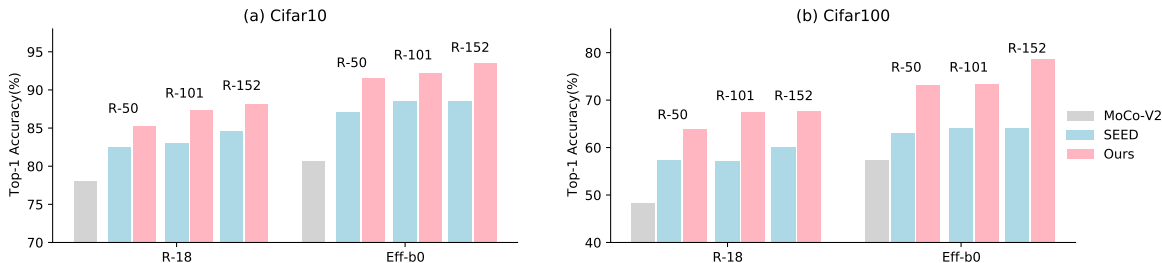


Figure 6. Top-1 accuracy of students transferred to Cifar10/Cifar100 without and with distillation from different teachers.

is only 9.4%/16.3% of ResNet-101/ResNet-50.

4.3. Semi-supervised Linear Evaluation

Following previous works [23, 25, 30], we evaluate our method under the semi-supervised setting. Two 1% and 10% sampled subsets of ImageNet training data (~12.8 and ~128 images per class respectively) [7] are used for fine-tuning the student models. As is shown in Figure 5, student models distilled by DisCo outperform baseline under any amount of labeled data. Furthermore, DisCo also shows the consistency under different fractions of annotations, that is, students always benefit from larger models as teachers. More labels will be helpful to improve the final performance of the student model, which is expected.

4.4. Comparison against other Distillation

In order to verify the effectiveness of the proposed method, we compare with three widely used distillation schemes, namely, 1) *Attention transfer* denoted by AT [45], 2) *Relational knowledge distillation* denoted by RKD [31] 3) *Knowledge distillation* denoted by KD [21]. AT and RKD are feature-based and relation-based respectively, which can be utilized during the self-supervised pre-training stage. KD is a logits-based method, which can only be used at the supervised fine-tuning stage. The comparison results are shown in Table 2. *Single-Knowledge* means using one of these approaches individually, and it can be seen that all distillation approaches can bring improvement

to the baseline but the gain from DisCo is the most significant, which indicates the knowledge that DisCo chosen to transfer and the way of transmission is indeed more effective. Then, we also try to transfer multi-knowledge from teacher to student by combining DisCo with other distillation schemes. It can be seen that integrating DisCo with AT/RKD/KD can boost the performance a lot, which further proves the effectiveness of DisCo.

Table 2. Linear evaluation top-1 accuracy (%) on ImageNet compared with different distillation methods.

Method	Eff-b0	Eff-b1	Mob-v3	R-18	R-34
Baseline					
MoCo-V2 [10]	46.8	48.4	36.2	52.2	56.8
Single-Knowledge					
AT [45]	57.1	58.2	51.0	56.2	60.2
RKD [31]	48.3	50.3	36.9	56.4	58.7
KD [21]	46.5	48.5	37.3	51.5	58.8
DisCo (ours)	66.5	66.6	64.4	60.6	62.5
Multi-Knowledge					
AT + DisCo	66.7	66.3	64.1	60.2	62.3
RKD + DisCo	66.8	66.5	64.4	60.6	62.3
KD + DisCo	65.8	65.9	65.2	60.6	65.9

4.5. Transfer to Cifar10/Cifar100

In order to analyze the generalization of representations obtained by DisCo, we further conduct linear evaluation on Cifar10 and Cifar100 with ResNet-18/EfficientNet-B0 as

Table 3. Object detection and instance segmentation results with ResNet-34 as backbone: bounding-box AP (AP^{bb}) and mask AP (AP^{mk}) are evaluated on VOC07 test and COCO val2017. ‡means our implementation. Subscript in green represents the improvement compared to MoCo-V2 baseline.

S	T	Method	Object Detection						Instance Segmentation		
			VOC			COCO			COCO		
			AP^{bb}	AP_{50}^{bb}	AP_{75}^{bb}	AP^{bb}	AP_{50}^{bb}	AP_{75}^{bb}	AP^{mk}	AP_{50}^{mk}	AP_{75}^{mk}
R-34	×	MoCo-V2‡	53.6	79.1	58.7	38.1	56.8	40.7	33.0	53.2	35.3
		SEED [15]	53.7	79.4	59.2	38.4	57.0	41.0	33.3	53.2	35.3
	R-50	DisCo (ours)	56.5	80.6	62.5	40.0	59.1	43.4	34.9	56.3	37.1
			(2.9↑)	(1.5↑)	(3.8↑)	(1.9↑)	(2.3↑)	(2.7↑)	(1.9↑)	(3.1↑)	(1.8↑)
	R-101	SEED [15]	54.1	79.8	59.1	38.5	57.3	41.4	33.6	54.1	35.6
		DisCo (ours)	56.1	80.3	61.8	40.0	59.1	43.2	34.7	55.9	37.4
		(2.5↑)	(1.2↑)	(3.1↑)	(1.9↑)	(2.3↑)	(2.5↑)	(1.9↑)	(2.7↑)	(1.8↑)	
R-152	SEED [15]	54.4	80.1	59.9	38.4	57.0	41.0	33.3	53.7	35.3	
	DisCo (ours)	56.6	80.8	63.4	39.4	58.7	42.7	34.4	55.4	36.7	
		(3.0↑)	(1.7↑)	(5.7↑)	(1.3↑)	(1.9↑)	(2.0↑)	(1.4↑)	(2.2↑)	(1.4↑)	

student and ResNet-50/ResNet101/ResNet152 as teacher. Since the image resolution of Cifar dataset is 32×32 , all the images are resized to 224×224 with bicubic re-sampling before feeding into the model, following [10, 15]. The results are shown in Figure 6, it can be seen that the proposed DisCo surpasses the MoCo-V2 baseline by a large margin with different student and teacher architectures on both Cifar10 and Cifar100. In addition, our method also has a significant improvement compared the-state-of-art approach SEED. It is worth noting that as the teacher becomes better, the improvement brought by DisCo is more obvious.

4.6. Transfer to Detection and Segmentation

We also conduct experiments on detection and segmentation tasks for generalization analysis. C4 based Faster R-CNN [33] are used for objection detection on VOC and Mask R-CNN [18] are used for objection detection and instance segmentation on COCO. In this part of experiment, following [9, 15], all the parameters of the student network are learnable, and the implementation is based on detectron2 [43] for convenience. The results of using ResNet-34 as the student with teacher ResNet-50/ResNet-101/ResNet-152 are shown in Table 3. On the object detection, our method can bring obvious improvement on both VOC and COCO datasets. Furthermore, as SEED [15] claimed, the improvement on COCO is relatively minor compared to VOC since COCO training dataset has 118k images while VOC has only 16.5k training images, thus, the gain brought by weight initialization is relatively small. On the instance segmentation task, DisCo also shows superiority.

4.7. Distilling BottleNeck Analysis

In this section, we analyze the Distilling BottleNeck Phenomenon and we use ResNet-50 as the teacher for simplicity.

Distilling BottleNeck Phenomenon. In the self-supervised

distillation stage, we first tried to distill small models with the default MLP configuration of MoCo-V2 using DisCo, and the results are shown in Table 4, denoted by DisCo*. It is worth noting that the dimensions of the hidden layer in DisCo* are exactly as same as SEED. It can be seen that compared to SEED, DisCo* shows superior results on EfficientNet-B0, EfficientNet-B1 and MobileNet-v3-Large, and has comparable results on ResNet-18 and ResNet-34. Then we expand the dimension of the hidden layer in the MLP of the student to be consistent with that of the teacher, that is, 2048D, it can be seen that the results can be further improved, which is recorded in the third row. In particular, this expansion operation brings 3.5% and 3.6% gains for ResNet-18 and ResNet-34 respectively.

Table 4. Linear evaluation top-1 accuracy (%) on ImageNet. DisCo* means that the dimension of hidden layer in the MLP is consistent with that of SEED.

Method	Eff-b0	Eff-b1	Mob-v3	R-18	R-34
SEED [15]	61.3	61.4	55.2	57.6	58.5
DisCo*	65.6	65.8	63.8	57.1	58.9
DisCo	66.5(0.9↑)	66.6(0.8↑)	64.4(0.6↑)	60.6(3.5↑)	62.5(3.6↑)

Theoretical Analysis from IB perspective. In Figure 7, on the downstream Cifar10 classification task, we visualize the *compression phase* of ResNet-18 and ResNet-34 with different hidden dimensions distilled by the same teacher in the information plane. It can be seen that when we adjust the hidden dimension in the MLP of ResNet-18 and ResNet-34 from 512D to 2048D, the value of $I(X; T)$ becomes smaller while $I(T; Y)$ is basically unchanged, which suggests that enlarging the hidden dimension can make the student model more generalized in the setting of self-supervised transfer learning.

The effectiveness of the dimension. Here we further explore the impact of more dimensions, and the results are shown in Figure 9. It can be seen that as the dimension in-

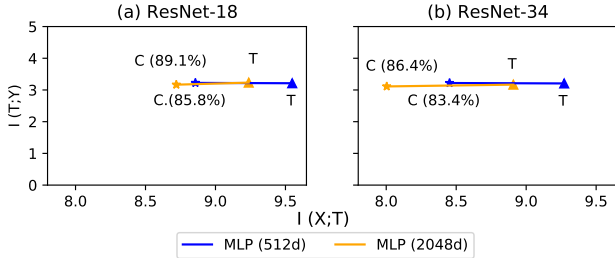


Figure 7. Mutual information paths from transition points to convergence points in the compression phase of training. T denotes transition points, and C(X%) denotes convergent points with X% top-1 accuracy on Cifar10. Points with similar $I(T;Y)$ but smaller $I(X;T)$ are better generalized.

increases, the top-1 accuracy also increases, but when the dimension is already large, the growth trend will slow down. The performance trend of EfficientNet-B1 and MobileNet-v3-Large is close to that of EfficientNet-B0, so for the sake of clarity, we do not exhibit it in the figure.

4.8. More SSL Methods

Variants of the testbed. In this part, in order to demonstrate the versatility of our method, we further tried other SSL methods as the testbed, and for convenience, SwAV was used and teacher is backbone by ResNet-50. The results are shown in Table 5, it can be seen that for models with very few parameters, EfficientNet-B0 and MobileNet-v3-Large, the pre-training results with SwAV are also very poor. When DisCo is utilized, the efficacy is significantly improved.

Table 5. Linear evaluation top-1 accuracy (%) on ImageNet with SwAV as the testbed. The teacher of DisCo is an online open source ResNet-50 model pre-trained using SwAV with top-1 accuracy 75.3%.

Method	Eff-b0	Mob-v3	R-34
SwAV [5]	46.8	19.4	63.3
SwAV + DisCo	62.4	55.7	63.3

Table 6. Linear evaluation top-1 accuracy (%) on ImageNet with variants of teacher pre-training methods. All the teachers are ResNet-50 and the first row is student trained by MoCo-V2 directly without distillation, which is the baseline.

Teacher		Student				
Method	Acc	Eff-b0	Eff-b1	Mob-v3	R-18	R-34
-	-	46.8	48.4	36.2	52.2	56.8
MoCo-V2 [9]	67.4	66.5	66.6	64.4	60.6	62.5
SeLa-V2 [2]	71.8	62.2	68.2	66.2	64.1	65.3
SwAV [5]	75.3	70.0	72.1	65.0	65.1	67.5

Variants of teacher pre-training method. In order to verify that our method is not picky about the pre-training

approach that the teacher adopted, we use three ResNet-50 networks pre-trained with different SSL methods as the teacher under the testbed of MoCo-V2. It can be observed from Table 6 that when using different pre-trained ResNet-50 as teachers, DisCo can significantly boost all the results of small models. Furthermore, with the improvement of the teachers using different and stronger pre-training methods, the results of the student can be further improved.

4.9. Visualization Analysis

In Figure 8, we visualize the learned representations of EfficientNet-B0/ResNet-50 pretrained by MoCo-V2, and EfficientNet-B0 distilled by ResNet-50 using DisCo. For clarity, we randomly select 10 classes from ImageNet test set and map the learned representations to two dimensional space by t-SNE [40]. It can be observed that ResNet-50 forms more separated clusters than EfficientNet-B0 when using MoCo-V2 alone, and after using ResNet-50 to teach EfficientNet-B0 with DisCo, EfficientNet-B0 performs very much like the teacher.

5. Conclusion

In this paper, we propose Distilled Contrastive Learning (DisCo) to remedy self-supervised learning on lightweight models. The proposed method constraints the final embedding of the lightweight student to be consistent with that of the teacher to maximally transmit the teacher’s knowledge. DisCo is not limited to specific contrastive learning methods and can remedy the effect of the student to be very close to the teacher.

References

- [1] Soroush Abbasi Koohpayegani, Ajinkya Tejanekar, and Hamed Pirsiavash. Compress: Self-supervised learning by compressing representations. In *NeurIPS*, pages 12980–12992, 2020. 2, 3
- [2] Yuki Markus Asano, Christian Rupprecht, and Andrea Vedaldi. Self-labelling via simultaneous clustering and representation learning. In *ICLR*, 2020. 3, 9
- [3] Mathilde Caron, Piotr Bojanowski, Armand Joulin, and Matthijs Douze. Deep clustering for unsupervised learning of visual features. In *ECCV*, pages 132–149, 2018. 3
- [4] Mathilde Caron, Piotr Bojanowski, Julien Mairal, and Armand Joulin. Unsupervised pre-training of image features on non-curated data. In *ICCV*, pages 2959–2968, 2019. 3
- [5] Mathilde Caron, Ishan Misra, Julien Mairal, Priya Goyal, Piotr Bojanowski, and Armand Joulin. Unsupervised learning of visual features by contrasting cluster assignments. In *NeurIPS*, pages 9912–9924, 2020. 3, 9
- [6] Defang Chen, Jian-Ping Mei, Yuan Zhang, Can Wang, Zhe Wang, Yan Feng, and Chun Chen. Cross-layer distillation with semantic calibration. 2020. 3
- [7] Ting Chen, Simon Kornblith, Mohammad Norouzi, and Geoffrey Hinton. A simple framework for contrastive learning

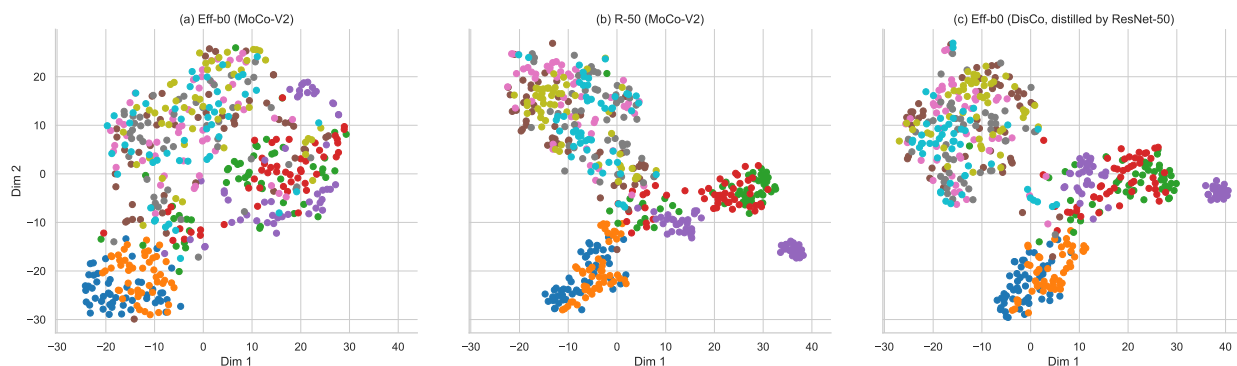


Figure 8. Clustering results on the ImageNet test set. Different colors represent different classes.

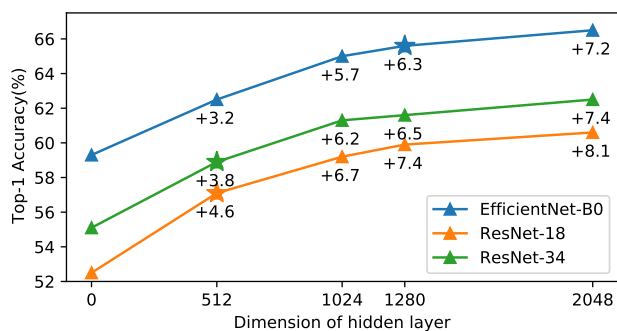


Figure 9. Linear evaluation top-1 accuracy on ImageNet of student projection head with different dimensions of hidden layer during distillation. \star represents the original dimension used in MoCo-V2.

of visual representations. In *ICML*, pages 1597–1607, 2020. [1](#), [2](#), [3](#), [7](#)

- [8] Ting Chen, Simon Kornblith, Kevin Swersky, Mohammad Norouzi, and Geoffrey Hinton. Big self-supervised models are strong semi-supervised learners. In *NeurIPS*, pages 22243–22255, 2020. [1](#), [2](#), [3](#), [4](#)
- [9] Xinlei Chen, Haoqi Fan, Ross Girshick, and Kaiming He. Improved baselines with momentum contrastive learning. In *CVPR*, pages 9729–9738, 2020. [1](#), [2](#), [3](#), [4](#), [6](#), [8](#), [9](#)
- [10] Xinlei Chen and Kaiming He. Exploring simple siamese representation learning. In *arXiv preprint arXiv:2011.10566*, 2020. [3](#), [7](#), [8](#)
- [11] Hao Cheng, Dongze Lian, Shenghua Gao, and Yanlin Geng. Evaluating capability of deep neural networks for image classification via information plane. In *ECCV*, pages 168–182, 2018. [5](#)
- [12] Carl Doersch, Abhinav Gupta, and Alexei A Efros. Unsupervised visual representation learning by context prediction. In *ICCV*, pages 1422–1430, 2015. [1](#)
- [13] Alexey Dosovitskiy, Philipp Fischer, Jost Tobias Springenberg, Martin Riedmiller, and Thomas Brox. Discriminative unsupervised feature learning with exemplar convolutional neural networks. volume 38, pages 1734–1747, 2015. [3](#)
- [14] Mark Everingham, Luc Van Gool, Christopher KI Williams, John Winn, and Andrew Zisserman. The pascal visual object classes challenge. volume 88, pages 303–338, 2010. [5](#)
- [15] Zhiyuan Fang, Jianfeng Wang, Lijuan Wang, Lei Zhang, Yezhou Yang, and Zicheng Liu. Seed: Self-supervised distillation for visual representation. In *ICLR*, 2021. [2](#), [3](#), [6](#), [8](#)
- [16] Jean-Bastien Grill, Florian Strub, Florent Altché, Corentin Tallec, Pierre Richemond, Elena Buchatskaya, Carl Doersch, Bernardo Avila Pires, Zhaohan Guo, Mohammad Gheshlaghi Azar, Bilal Piot, koray kavukcuoglu, Remi Munos, and Michal Valko. Bootstrap your own latent: A new approach to self-supervised learning. In *NeurIPS*, pages 21271–21284, 2020. [1](#), [2](#), [3](#)
- [17] Kaiming He, Haoqi Fan, Yuxin Wu, Saining Xie, and Ross Girshick. Momentum contrast for unsupervised visual representation learning. In *CVPR*, pages 9729–9738, 2020. [1](#), [2](#), [3](#), [6](#)
- [18] Kaiming He, Georgia Gkioxari, Piotr Dollár, and Ross Girshick. Mask r-cnn. In *ICCV*, pages 2961–2969, 2017. [8](#)
- [19] Kaiming He, Xiangyu Zhang, Shaoqing Ren, and Jian Sun. Deep residual learning for image recognition. In *CVPR*, pages 770–778, 2016. [2](#)
- [20] Olivier Henaff. Data-efficient image recognition with contrastive predictive coding. In *ICML*, pages 4182–4192, 2020. [3](#)
- [21] Geoffrey Hinton, Oriol Vinyals, and Jeff Dean. Distilling the knowledge in a neural network. In *NeurIPS*, 2015. [2](#), [3](#), [7](#)
- [22] Andrew Howard, Mark Sandler, Grace Chu, Liang-Chieh Chen, Bo Chen, Mingxing Tan, Weijun Wang, Yukun Zhu, Ruoming Pang, Vijay Vasudevan, et al. Searching for mobilenetv3. In *ICCV*, pages 1314–1324, 2019. [2](#)
- [23] Alexander Kolesnikov, Xiaohua Zhai, and Lucas Bayer. Revisiting self-supervised visual representation learning. In *CVPR*, pages 1920–1929, 2019. [7](#)

- [24] Nikos Komodakis and Spyros Gidaris. Unsupervised representation learning by predicting image rotations. In *ICLR*, 2018. 1, 3
- [25] Simon Kornblith, Jonathon Shlens, and Quoc V Le. Do better imagenet models transfer better? In *CVPR*, pages 2661–2671, 2019. 7
- [26] Alex Krizhevsky and Geoffrey Hinton. Learning multiple layers of features from tiny images. Citeseer, 2009. 5
- [27] Tsung-Yi Lin, Michael Maire, Serge Belongie, James Hays, Pietro Perona, Deva Ramanan, Piotr Dollár, and C Lawrence Zitnick. Microsoft coco: Common objects in context. In *ECCV*, pages 740–755, 2014. 5
- [28] Yufan Liu, Jiajiong Cao, Bing Li, Chunfeng Yuan, Weiming Hu, Yangxi Li, and Yunqiang Duan. Knowledge distillation via instance relationship graph. In *CVPR*, pages 7096–7104, 2019. 3
- [29] Mehdi Noroozi and Paolo Favaro. Unsupervised learning of visual representations by solving jigsaw puzzles. In *ECCV*, pages 69–84, 2016. 1, 3
- [30] Aaron van den Oord, Yazhe Li, and Oriol Vinyals. Representation learning with contrastive predictive coding. 2018. 7
- [31] Wonpyo Park, Dongju Kim, Yan Lu, and Minsu Cho. Relational knowledge distillation. In *CVPR*, pages 3967–3976, 2019. 3, 7
- [32] Deepak Pathak, Philipp Krahenbuhl, Jeff Donahue, Trevor Darrell, and Alexei A Efros. Context encoders: Feature learning by inpainting. In *CVPR*, pages 2536–2544, 2016. 1, 3
- [33] Shaoqing Ren, Kaiming He, Ross Girshick, and Jian Sun. Faster r-cnn: Towards real-time object detection with region proposal networks. volume 39, pages 1137–1149, 2015. 8
- [34] Adriana Romero, Nicolas Ballas, Samira Ebrahimi Kahou, Antoine Chassang, Carlo Gatta, and Yoshua Bengio. Fitnets: Hints for thin deep nets. In *ICLR*, 2014. 3
- [35] Olga Russakovsky, Jia Deng, Hao Su, Jonathan Krause, Sanjeev Satheesh, Sean Ma, Zhiheng Huang, Andrej Karpathy, Aditya Khosla, Michael Bernstein, Alexander C. Berg, and Li Fei-Fei. ImageNet Large Scale Visual Recognition Challenge. volume 115, pages 211–252, 2015. 2, 5
- [36] Ravid Shwartz-Ziv and Naftali Tishby. Opening the black box of deep neural networks via information. 2017. 5
- [37] Mingxing Tan and Quoc Le. Efficientnet: Rethinking model scaling for convolutional neural networks. In *ICML*, pages 6105–6114, 2019. 2
- [38] Yonglong Tian, Dilip Krishnan, and Phillip Isola. Contrastive representation distillation. In *ICLR*, 2020. 3
- [39] Naftali Tishby, Fernando C Pereira, and William Bialek. The information bottleneck method. 2000. 2, 5
- [40] Laurens Van der Maaten and Geoffrey Hinton. Visualizing data using t-sne. volume 9, 2008. 9
- [41] Jinpeng Wang, Yuting Gao, Ke Li, Xinyang Jiang, Xiaowei Guo, Rongrong Ji, and Xing Sun. Enhancing unsupervised video representation learning by decoupling the scene and the motion. 2020. 3
- [42] Jinpeng Wang, Yuting Gao, Ke Li, Yiqi Lin, Andy J Ma, and Xing Sun. Removing the background by adding the background: Towards background robust self-supervised video representation learning. 2020. 3
- [43] Yuxin Wu, Alexander Kirillov, Francisco Massa, Wan-Yen Lo, and Ross Girshick. Detectron2. <https://github.com/facebookresearch/detectron2>, 2019. 8
- [44] Guodong Xu, Ziwei Liu, Xiaoxiao Li, and Chen Change Loy. Knowledge distillation meets self-supervision. In *ECCV*, pages 588–604, 2020. 3
- [45] Sergey Zagoruyko and Nikos Komodakis. Paying more attention to attention: Improving the performance of convolutional neural networks via attention transfer. In *ICLR*, 2017. 3, 7
- [46] Jure Zbontar, Li Jing, Ishan Misra, Yann LeCun, and Stéphane Deny. Barlow twins: Self-supervised learning via redundancy reduction. 2021. 3