

# Locate Who You Are: Matching Geo-location to Text for Anchor Link Prediction

Jiangli Shao, Yongqing Wang, Hao Gao, Huawei Shen, Xueqi Cheng

CAS Key Laboratory of Network Data Science and Technology Institute of Computing Technology, CAS  
{shaojiangli19z, wangyongqing, gaohao, shenhuawei, cxq}@ict.ac.cn

## ABSTRACT

Nowadays, users are encouraged to activate across multiple online social networks simultaneously. Anchor link prediction, which aims to reveal the correspondence among different accounts of the same user across networks, has been regarded as a fundamental problem for user profiling, marketing, cybersecurity, and recommendation. Existing methods mainly address the prediction problem by utilizing profile, content, or structural features of users in symmetric ways. However, encouraged by online services, users would also post asymmetric information across networks, such as geo-locations and texts. It leads to an emerged challenge in aligning users with asymmetric information across networks. Instead of similarity evaluation applied in previous works, we formalize correlation between geo-locations and texts and propose a novel anchor link prediction framework for matching users across networks. Moreover, our model can alleviate the label scarcity problem by introducing external data. Experimental results on real-world datasets show that our approach outperforms existing methods and achieves state-of-the-art results.

## CCS CONCEPTS

• Information systems → Data mining.

## KEYWORDS

anchor link prediction, geo-location, user generated text

## ACM Reference Format:

Jiangli Shao, Yongqing Wang, Hao Gao, Huawei Shen, Xueqi Cheng. 2021. Locate Who You Are: Matching Geo-location to Text for Anchor Link Prediction. In . ACM, New York, NY, USA, 4 pages. <https://doi.org/>

## 1 INTRODUCTION

Nowadays, the highly developed online techniques make progress in social media applications, encouraging users to share diverse information on different social platforms. Anchor Link Prediction (ALP), which aims to reveal the correspondence among different accounts of the same user across networks, has been in the spotlight for a long time due to the important role it plays in several downstream tasks, such as user profiling[14], marketing[11], cybersecurity[11] and recommendation[2].

Permission to make digital or hard copies of all or part of this work for personal or classroom use is granted without fee provided that copies are not made or distributed for profit or commercial advantage and that copies bear this notice and the full citation on the first page. Copyrights for components of this work owned by others than ACM must be honored. Abstracting with credit is permitted. To copy otherwise, or republish, to post on servers or to redistribute to lists, requires prior specific permission and/or a fee. Request permissions from [permissions@acm.org](mailto:permissions@acm.org).

© 2021 Association for Computing Machinery.  
ACM ISBN ... \$15.00  
<https://doi.org/>

Traditionally, most existing approaches in the literature attempt to address the ALP problem with kinds of information, such as profile, content, and structural data[11]. For instance, researchers extract delicate features from user name, age, gender, registration time, location, and email, and then construct a well-defined prediction model across networks[4]. Moreover, Nie et.al.[8] identified anchor links by learning latent interests from user-generated content. Recently, advances in network embedding techniques drive the progress of ALP modeling by structural features. Some more effective models have emerged such as PALE[7], DeepLink[17], and PAAE[10]. Besides the works on homogeneous networks, modeling on heterogeneous networks, like LHNE[13] and TALP[6], serves as another powerful way to fuse multiple features. Although series of information are applied in different modeling, the used data across networks must be symmetric, that is, only those users who have similar types of information in profile, content, and structures can be aligned across networks.

However, users are also encouraged to post different types of information on different social platforms. For example, a user will travel to a scenic spot to post a tweet on Twitter<sup>1</sup> and check in on Foursquare<sup>2</sup>. The so-called "asymmetric information" makes a new challenge for ALP in practice. *It is a challenge that how to align user identification with asymmetric information across networks.* Due to the discrepancy of feature spaces, traditional methods may perform worse or even become invalid in this asymmetric situation.

To solve the aforementioned problem, in this paper, we choose a typical application scenario, that is, matching users from geo-location to text content. Instead of similarity evaluation implemented in previous works, we formalize correlation between geo-locations and texts and propose a novel anchor link prediction framework for matching users across networks. In detail, we first calculate a correlation matrix between words and geo-locations, and then arrange a user-user interactive tensor by sequences. Based on interactive tensor, the implemented 3-D convolution neural network is used to determine whether the two accounts is anchor link or not. In the datasets of Foursquare-Twitter and Dazhong checkin-review, our proposed model outperforms other state-of-the-art methods in classification metrics. Moreover, the proposed correlation matrix can be also calculated by relevant data. In this way, we introduce plenty of external data to enrich the training data, which is hardly to be fulfilled in previous works. With supplementary of additional data, interestingly, the experimental results show a significant improvement in all cases, especially when training on scarce labels. Thus, it shows great potentials in real applications. In a nutshell, the main contributions of our work can be listed as follows:

<sup>1</sup><https://twitter.com/>

<sup>2</sup><https://foursquare.com/>

- We propose a novel anchor link prediction model by associating geo-locations with texts. To our knowledge, this is the first work to utilize asymmetric information in anchor link prediction tasks.
- The proposed model can introduce additional data to the computational process, leading a better performance when labeled anchor users are insufficient.
- Our experiments on two real-world datasets show that the proposed model outperforms state-of-the-art existing methods.

## 2 RELATED WORK

We briefly introduce previous works on ALP with heterogeneous information. With heterogeneous information, Zhang et.al.[16] formalize a heterogeneous network and implement random walk to explore anchor links. Recently, the advances in network embedding promote the analysis of heterogeneous information. LHNE[13] embeds cross-network structural and content information into a unified space by jointly capturing the friend-based and interest-based user co-occurrence in intra-network and inter-network, respectively. Then the learned embedding vectors can be applied in matching user identities. With trajectory data, DPLink[3] solves anchor link prediction based on heterogeneous mobility data collected from services. However, those mentioned models still request symmetric information across networks, that is, the aligned users must have similar kinds of heterogeneous information from one to another network.

Meanwhile, the idea of constructing interactive tensor in our approach is similar to some text-matching models such as [9] and [12]. Nevertheless, our task concentrates more on geo-locations and texts. Moreover, the built interactive tensor is sensitive in time, which promises the generated data from the same person.

## 3 METHODOLOGY

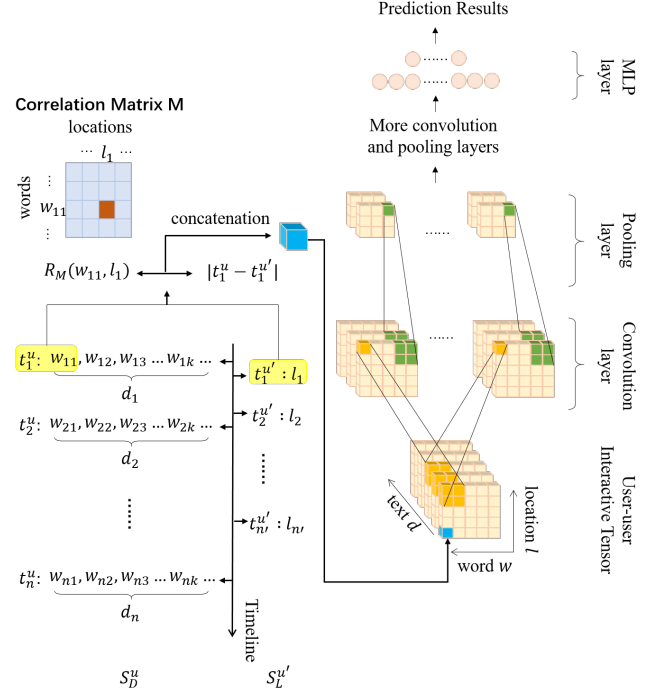
In this section, we will introduce necessary definitions and then present the proposed model.

### 3.1 Problem Formulation

In general, a user  $u$  can post several messages on a social platform. All of those posted messages of user  $u$  on one platform can form the user record sequence  $S^u$  in chronological order. Actually, the types of user record sequences are depended on different social platforms. In this paper, we focus on solving ALP across networks with asymmetric information in texts and geo-locations.

Formally, we use a set of sequences  $\{S_D^i\}_{i=1}^N$  to denote a platform with text records, where  $N$  is the total number of users. The sequence related to user  $u$  is defined as  $S_D^u = \{(d_k^u, t_k^u) | 0 \leq t_1^u < t_2^u < \dots < t_n^u < \dots\}$  and tuple  $(d_k^u, t_k^u)$  means user  $u$  publishes a text  $d_k$  at the timestamp  $t_k$ . The text  $d_k = w_{k1}w_{k2}\dots w_{km}$  is a sequence of words  $w$  and all words in texts forms set  $\mathcal{W}$ . Similarly,  $\{S_L^i\}_{i=1}^N$  represents a platform with geo-location records of  $N'$  users.  $S_L^u = \{(l_k^u, t_k^u) | 0 \leq t_1^u < t_2^u < \dots < t_n^u < \dots\}$ , tuple  $(l_k^u, t_k^u)$  means user  $u$  checks in at location  $l_k$  on timestamp  $t_k$ , and  $\mathcal{L}$  is the collection of geo-locations where users check in.

Given user  $u$  and  $u'$  from two different platforms and the corresponding user record sequence  $S_D^u$  and  $S_L^{u'}$ . The goal is to find a



**Figure 1: The framework of our model, which takes user record sequences  $S_D^u$  and  $S_L^{u'}$  as inputs and outputs the probability that user  $u$  and  $u'$  belong to the same natural person.**

mapping function  $f(S_D^u, S_L^{u'}) \rightarrow \{0, 1\}$  such that,

$$f(S_D^u, S_L^{u'}) = \begin{cases} 1, & \text{if } u \text{ and } u' \text{ belong to the same person,} \\ 0, & \text{otherwise.} \end{cases}$$

### 3.2 Model Framework

The framework of the proposed model is briefly depicted in Figure 1. First of all, we calculate the correlation matrix  $M$  between words and geo-locations. Referring to the computing process of  $tf-idf$  value, we define the correlation value of word  $w$  and location  $l$  as:

$$M_{w,l} = \log(1 + \text{count}(w, l)) \cdot \log\left(1 + \frac{\sum_{l' \in \mathcal{L}} \text{count}(w, l')}{\epsilon + \text{count}(w, l)}\right) \quad (1)$$

Here,  $\text{count}(w, l)$  denote the number of occurrences of word  $w$  in all texts associated to location  $l$ . The  $\epsilon$  is a tiny constant.

With the calculated correlation matrix  $M$ , the model will then generate the user-user interactive tensor  $T^{u-u'}$  with inputs as  $S_D^u$  and  $S_L^{u'}$ . Formally, the element in  $T^{u-u'}$  is defined as:

$$T_{ijk}^{u-u'} = R_M(w_{ik}, l_j) \oplus |t_i^u - t_j^{u'}| \quad (2)$$

$$1 \leq i \leq |S_D^u|, 1 \leq j \leq |S_L^{u'}|, 1 \leq k \leq K, i, j, k \in \mathbb{Z}^+$$

Here,  $\oplus$  represents the concatenation operation and  $|x|$  means the absolute value of number  $x$ . The function  $R_M(w, l)$  will retrieve the value related to word  $w$  and location  $l$  in correlation matrix  $M$ . The length of text is limited to  $K$  by truncating or padding.

The 3-D convolutional operation and dynamic pooling strategy are then used to extract different levels of matching patterns. Let  $z^l$  denote the  $l$ -th layer feature map and  $z^0 = T^{u-u'}$ . Convolution layers and dynamic pooling layers are defined as follows:

$$C_{i,j,k}^{(l,n)} = \sigma \left( \sum_{n'=0}^{N_k-1} \sum_{p=0}^{K_p-1} \sum_{q=0}^{K_q-1} \sum_{r=0}^{K_r-1} \mathbf{w}_{p,q,r}^{(l,n)} \cdot z_{i+p,j+q,k+r}^{(l-1,n')} + b^{(l,n)} \right), \quad (3)$$

$$z_{i,j,k}^{(l,n)} = \max_{0 \leq p < d_l} \max_{0 \leq q < d_w} \max_{0 \leq r < d_h} C_{i-d_l+p,j-d_w+q,k-d_h+r}^{(l,n)} \quad (4)$$

Here,  $C^{(l,n)}$  is the convolutional output of  $n$ -th kernels in  $l$ -th layers. The size of the kernel is  $K_p * K_q * K_r$  and  $N_k$  is the number of channels.  $\sigma(\cdot)$  is Relu activation function.  $d_l$ ,  $d_w$ , and  $d_h$  denote the length, width and height of the corresponding pooling kernel, which are determined by convolutional feature map size  $\alpha * \beta * \gamma$  and output feature map size  $\alpha' * \beta' * \gamma'$ , i.e.  $d_l = \lceil \alpha/\alpha' \rceil$ ,  $d_w = \lceil \beta/\beta' \rceil$ ,  $d_h = \lceil \gamma/\gamma' \rceil$

Eventually, We use a MLP (Multi-Layer Perception) to produce the final prediction results:

$$\hat{y} = \text{sigmoid}(\mathbf{W} \cdot \mathbf{z} + \mathbf{b}) \quad (5)$$

Cross entropy is used as the objective function for training. Therefore the optimization becomes minimizing:

$$\text{Loss} = - \sum_{i=1}^N [y^{(i)} \ln(\hat{y}^{(i)}) + (1 - y^{(i)}) \ln(1 - \hat{y}^{(i)})] \quad (6)$$

where  $y^{(i)}$  is the label of the  $i$ -th training instance and  $N$  is the number of training samples.

## 4 EXPERIMENT

**Datasets** We conduct experiments on two real-world datasets. The first one is the Twitter-Foursquare dataset, which is collected by [15]. This dataset contains the trajectories data from Foursquare, a popular location-based social network (LBSN), and Twitter, a micro-blog social network around the world. We leave out the null value in this dataset and there remain 2044 anchor pairs in total. The other dataset comes from Dazhong Dianping<sup>3</sup>, a popular Chinese social application with over ten million registered users. To build this dataset, we collect 2218 users' review and check-in messages at Dazhong from the year 2012 to 2014 and regard them as two types of user records. Moreover, review and check-in data published by the same user at the same timestamp are discarded to imitate the behavior of users on two distinct platforms in real world.

**Baselines** We compare our models with the following four baselines. Network structure features are not used in all of the models to ensure the fairness of comparison and hyper-parameters of baselines are the same as those in the original paper.

**MNA[5]:** This model extracts text features, temporal features, and spatial features from user record sequences and sends them to an SVM to finally give the predicted results.

**STUL[1]:** STUL captures stay regions and corresponding time distribution features from input sequences and identifies anchor users by comparing similarities in these two features.

**DPLINK and DPLINK\*[3]:** DPLINK is an end-to-end deep neural network model that uses LSTM to capture features in the input

sequence and use co-attention mechanisms to fusion two trajectories. DPLINK\* is a variant of the original DPLINK model in which we utilize different types of features as the input of LSTM.

**Settings** During the experiment, the text data is cleaned by removing stopwords, punctuation, and URLs. For the Twitter-Foursquare dataset, we limit the length of tweets to 50 and convert each Foursquare geo-location to a one-hot vector with 476 dimensions according to its category. For the Checkin-Review dataset, the review length is restricted to 100 after word segmentation and each check-in location is converted to a one-hot vector with 45 dimensions according to its category.

The negative sample is constructed by choosing record sequences of different users from two platforms. The number of positive and negative samples keeps the same. We use 80% data for training, 10% for validating, and 10% for testing.

As for the hyperparameter settings, we use 2 convolutional layers and 2 pooling layers in our model for both datasets. Kernel size is set to 3\*3\*3 and the number of channels is 8.

We use F1, accuracy(ACC), and AUC metrics to evaluate the performances of models.

**Results** Firstly, we make an overall comparison of the prediction performance among all of these models. The results are shown in Table 1.

**Table 1: Performance comparison of different methods**

	Twitter-Foursquare			Checkin-Review		
	F1	ACC	AUC	F1	ACC	AUC
MNA	0.7278	0.7415	0.7720	0.8917	0.8919	0.9573
STUL	0.7563	0.7683	0.8573	0.9099	0.9099	0.9605
DPLINK	0.8242	0.8244	0.8838	0.9459	0.9459	0.9802
DPLINK*	0.7826	0.7854	0.8788	0.9030	0.9032	0.9716
OURS	<b>0.8926</b>	<b>0.8927</b>	<b>0.9327</b>	<b>0.9685</b>	<b>0.9684</b>	<b>0.9892</b>

We can notice that our model outperforms the other four baselines on both of the two datasets. The proposed model obtains absolute improvements for about 6.8% and 2.3% in terms of F1, 6.8% and 2.2% in terms of ACC, and 4.9% and 0.1% in terms of AUC when compared with the best baseline on two datasets respectively, demonstrating the effectiveness of the proposed framework in this task. Traditional models with symmetric information have a poor performance in this asymmetric situation as discrepancies between the text feature space and location feature space. However, our model avoids the similarity comparison between two different feature spaces via computing correlation between words and geo-locations, which might explain the excellent results of our model on this task. On the other hand, compared with DPLINK\*, which uses different types of information and links users in sequence representation level, our model explores correlations between texts and locations and matches them at a more precise level, thus enabling better performance.

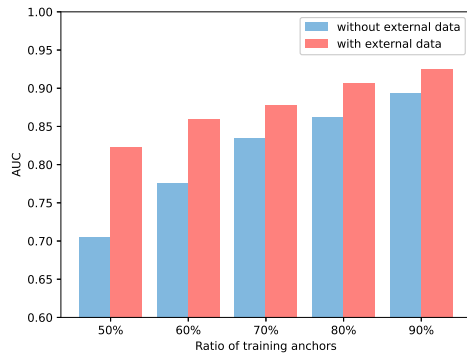
According to the correlation matrix defined in Eq. 1, the proposed correlation matrix can also be calculated by relevant data. As a consequence, we introduce the yelp<sup>4</sup> review data and foursquare review data for better estimating the correlation matrix. With the

<sup>3</sup><https://www.dianping.com/>

<sup>4</sup>A crowd-sourced review site for businesses. Website: <https://www.yelp.com/dataset>

additional text-location pairs, the estimation bias caused by scarce training data can be reduced to some extent.

As depicted in Figure 2, with the supplementary data, the performance on AUC is increased by 11.7%, 8.4%, 4.3%, 4.5% and 3.2% when using 50%, 60%, 70%, 80% and 90% training anchors respectively. Interestingly, according to the improvement on different settings, the introduced data can take more positive effects on scarce labels. It is practical to be applied in real application.



**Figure 2: Effects of adding external data to our model over different ratios of training anchors**

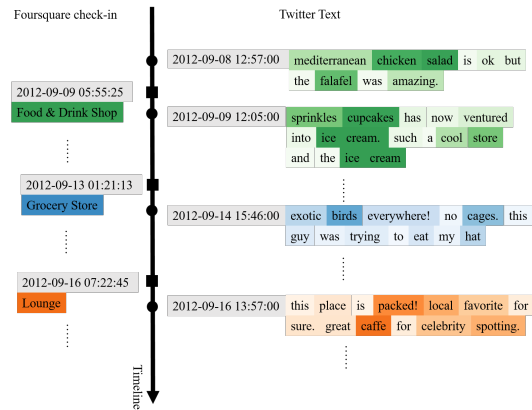
Finally, we exhibit a case of explored anchor users in test set in figure 3. The strong relations of user record sequences on two platforms can be observed from this case. In general, after publishing messages on one platform, users are likely to publish some related messages on the other shortly afterward. The clues highlighted by our proposed model have temporal and topic relevance. The findings are consistent with our intuition and explain the reason how better performance is achieved by our proposed model.

## 5 CONCLUSION

In this paper, we propose a novel anchor link prediction model by matching geo-locations and texts in two social platforms. With inputs of asymmetric information, our model will first construct the user-user interactive tensor via times and the correlation matrix between words and locations. Then, 3-D convolutional operations are conducted on the tensor to capture the distinct features. Experimental results show that our model can greatly improve the anchor link prediction performance compared with baselines. Meanwhile, we observe that the proposed framework can overcome the training data scarcity problem to some extent by adding additional data to calculate the correlation matrix of words and geo-locations, showing great potentials in real applications.

## REFERENCES

- [1] Wei Chen, Hongzhi Yin, Weiqing Wang, Lei Zhao, Wen Hua, and Xiaofang Zhou. 2017. Exploiting spatio-temporal user behaviors for user linkage. In *Proceedings of the 2017 ACM on Conference on Information and Knowledge Management*. 517–526.
- [2] Shaohua Fan, Junxiong Zhu, Xiaotian Han, Chuan Shi, Linmei Hu, Biyu Ma, and Yongliang Li. 2019. Metapath-guided heterogeneous graph neural network for intent recommendation. In *Proceedings of the 25th ACM SIGKDD International Conference on Knowledge Discovery & Data Mining*. 2478–2486.
- [3] Jie Feng, Mingyang Zhang, Huandong Wang, Zeyu Yang, Chao Zhang, Yong Li, and Depeng Jin. 2019. Dplink: User identity linkage via deep neural network from heterogeneous mobility data. In *The World Wide Web Conference*. 459–469.



**Figure 3: A case to show the results of the proposed model. Squares and circles on the timeline represent the check-in on foursquare and tweets on twitter respectively. Different colors of foursquare check-in mark different locations and the corresponding color of words in tweets indicate the value in correlation matrix. The darker the color, the higher the correlation between words and locations.**

- [4] Oana Goga, Howard Lei, Sree Hari Krishnan Parthasarathi, Gerald Friedland, Robin Sommer, and Renata Teixeira. 2013. Exploiting innocuous activity for correlating users across sites. In *Proceedings of the 22nd international conference on World Wide Web*. 447–458.
- [5] Xiangnan Kong, Jiawei Zhang, and Philip S Yu. 2013. Inferring anchor links across multiple heterogeneous social networks. In *Proceedings of the 22nd ACM international conference on Information & Knowledge Management*. 179–188.
- [6] Xiaoxue Li, Yanmin Shang, Yanan Cao, Yangxi Li, Jianlong Tan, and Yanbing Liu. 2020. Type-Aware Anchor Link Prediction across Heterogeneous Networks Based on Graph Attention Network. In *Proceedings of the AAAI Conference on Artificial Intelligence*, Vol. 34. 147–155.
- [7] Tong Man, Huawei Shen, Shenghua Liu, Xiaolong Jin, and Xueqi Cheng. 2016. Predict anchor links across social networks via an embedding approach. In *Ijcai*, Vol. 16. 1823–1829.
- [8] Yuanping Nie, Yan Jia, Shudong Li, Xiang Zhu, Aiping Li, and Bin Zhou. 2016. Identifying users across social networks based on dynamic core interests. *Neurocomputing* 210 (2016), 107–115.
- [9] Liang Pang, Yanyan Lan, Jiafeng Guo, Jun Xu, Shengxian Wan, and Xueqi Cheng. 2016. Text matching as image recognition. In *Proceedings of the AAAI Conference on Artificial Intelligence*, Vol. 30.
- [10] Yanmin Shang, Zhezhou Kang, Yanan Cao, Dongjie Zhang, Yangxi Li, Yang Li, and Yanbing Liu. 2019. PAAE: A unified framework for predicting anchor links with adversarial embedding. In *2019 IEEE International Conference on Multimedia and Expo (ICME)*. IEEE, 682–687.
- [11] Kai Shu, Suhang Wang, Jiliang Tang, Reza Zafarani, and Huan Liu. 2017. User identity linkage across online social networks: A review. *Acm Sigkdd Explorations Newsletter* 18, 2 (2017), 5–17.
- [12] Shengxian Wan, Yanyan Lan, Jiafeng Guo, Jun Xu, Liang Pang, and Xueqi Cheng. 2016. A deep architecture for semantic matching with multiple positional sentence representations. In *Proceedings of the AAAI Conference on Artificial Intelligence*, Vol. 30.
- [13] Yaqing Wang, Chunyan Feng, Ling Chen, Hongzhi Yin, Caili Guo, and Yunfei Chu. 2019. User identity linkage across social networks via linked heterogeneous network embedding. *World Wide Web* 22, 6 (2019), 2611–2632.
- [14] Qianyi Zhan, Jiawei Zhang, Philip Yu, and Junyuan Xie. 2017. Community detection for emerging social networks. *World Wide Web* 20, 6 (2017), 1409–1441.
- [15] Jiawei Zhang, Xiangnan Kong, and Philip S Yu. 2014. Transferring heterogeneous links across location-based social networks. In *Proceedings of the 7th ACM international conference on Web search and data mining*. 303–312.
- [16] Jiawei Zhang, Philip S Yu, and Zhi-Hua Zhou. 2014. Meta-path based multi-network collective link prediction. In *Proceedings of the 20th ACM SIGKDD international conference on Knowledge discovery and data mining*. 1286–1295.
- [17] Fan Zhou, Lei Liu, Kunpeng Zhang, Goce Trajcevski, Jin Wu, and Ting Zhong. 2018. Deeplink: A deep learning approach for user identity linkage. In *IEEE INFOCOM 2018-IEEE Conference on Computer Communications*. IEEE, 1313–1321.