

Off-Policy Risk Assessment in Contextual Bandits

Audrey Huang¹, Liu Leqi¹, Zachary C. Lipton¹, and Kamyar Azizzadenesheli²

audreyh@andrew.cmu.edu, leqil@cs.cmu.edu, zlipton@cmu.edu, kamyar@purdue.edu

¹Machine Learning Department, Carnegie Mellon University

²Department of Computer Science, Purdue University

Abstract

To evaluate prospective contextual bandit policies when experimentation is not possible, practitioners often rely on off-policy evaluation, using data collected under a behavioral policy. While off-policy evaluation studies typically focus on the expected return, practitioners often care about other functionals of the reward distribution (e.g., to express aversion to risk). In this paper, we first introduce the class of Lipschitz risk functionals, which subsumes many common functionals, including variance, mean-variance, and conditional value-at-risk (CVaR). For Lipschitz risk functionals, the error in off-policy risk estimation is bounded by the error in off-policy estimation of the cumulative distribution function (CDF) of rewards. Second, we propose *Off-Policy Risk Assessment* (OPRA), an algorithm that (i) estimates the target policy’s CDF of rewards; and (ii) generates a plug-in estimate of the risk. Given a collection of Lipschitz risk functionals, OPRA provides estimates for each with corresponding error bounds that hold simultaneously. We analyze both importance sampling and variance-reduced doubly robust estimators of the CDF. Our primary theoretical contributions are (i) the first concentration inequalities for both types of CDF estimators and (ii) guarantees on our Lipschitz risk functional estimates, which converge at a rate of $O(1/\sqrt{n})$. For practitioners, OPRA offers a practical solution for providing high-confidence assessments of policies using a collection of relevant metrics.

Keywords: off-policy evaluation, risk functionals, contextual bandits, cumulative distribution functions

1 Introduction

Many practical tasks, including medical treatment [Tewari and Murphy, 2017] and content recommendation [Li et al., 2010] are commonly modeled within the contextual bandits framework. In the online setting, a decision maker observes a context at each step and must choose which action to take. The decision maker then receives the context-dependent reward corresponding to the action taken, but cannot observe the rewards corresponding to alternative actions. In a healthcare setting, the observed context might be a vector capturing vital signs, demographics, lab tests, genetic markers, and other available data, while the action space might consist of the available treatments. The reward to optimize could be a measure of patient health or treatment response.

While most research focuses on the expected reward, stakeholders often prefer alternative metrics have desirable statistical properties, such as sensitivity to outliers, and that express real-world

desiderata, such as aversion to risk. For example, investors assess mutual funds via the Sharpe ratio, which normalizes returns by their variance [Sharpe, 1966]. Works in the reinforcement learning (RL) literature have also sought to estimate the variance of returns [Sani et al., 2013, Tamar et al., 2016] and to optimize the mean return under variance constraints [Mannor and Tsitsiklis, 2011]. In safety-critical and financial applications, researchers frequently often measure the conditional value-at-risk (CVaR), which captures the expected return among the lower α of outcomes [Rockafellar et al., 2000, Keramati et al., 2020]. Faced with large amounts of noise, recommendation systems researchers have focused on robust moments such as the mean and median absolute deviation [Altschuler et al., 2019]. A burgeoning line of RL works explores the applicability of other risk functionals, including cumulative prospect weighting [Gopalan et al., 2017], distortion risk measures [Dabney et al., 2018a], and exponential utility functions [Denardo et al., 2007].

One key feature of many real-world problems otherwise suited to the contextual bandits formulation is that experimentation may be prohibitively expensive or unethical. In such settings, it can be essential to evaluate prospective policies using the logged data collected under an existing policy. Formally, this problem is called *off-policy evaluation*, and our goal is to evaluate the performance of a prospective policy π using data collected under a *behavior policy* β . Most existing off-policy evaluation research focuses on estimating the expected value of the returns [Dudík et al., 2011, Dudík et al., 2014], with one recent paper evaluating the variance of returns [Chandak et al., 2021]. Thus, while several methods for off-policy estimation of the expected return have been analyzed, high-confidence estimation of general risk functionals remains an open problem.

In this paper, we propose practical methods and theoretical guarantees for general *off-policy risk evaluation*, which apply to wide classes of risk functionals studied in the literature and utilized in practice. Towards this end, we introduce the class of *Lipschitz risk functionals*, for which the risk depends only on the CDF of rewards and is Lipschitz via the sup norm of the CDF. We prove that for bounded rewards, this class subsumes many risk functionals of practical interest including variance, mean-variance, conditional value-at-risk, and cumulative prospect weighting, among others.

Thus, given accurate estimates of the CDF of rewards under π , we can accurately estimate most risk functionals of interest. In addition, due to the Lipschitzness property, we can directly bound the error in risk estimation from the error in CDF estimation. The key remaining step is then to establish finite sample guarantees on the error between the estimated and true CDF of rewards. Our analysis centers on an importance sampling estimator (Section 5), and a variance-reduced doubly robust estimator (Section 6) that leverages side information (e.g., a model of the conditional reward distribution). We derive finite sample concentrations for both CDF estimators, showing that they achieve the desired $O(1/\sqrt{n})$ rates. Moreover, for any Lipschitz risk functional, the error of the risk estimate is proportional to its Lipschitz constant, and also converges as $O(1/\sqrt{n})$.

We assemble these results into an algorithm called OPRA (Algorithms 1 and 2) that outputs a comprehensive risk assessment for a target policy π , using any set of Lipschitz risk functionals of interest. Notably, because all risk functional estimates derive from the same underlying CDF estimate, our error guarantees hold simultaneously for all estimated risk functionals in the set, regardless of the cardinality. Finally, in Section 7, we give empirical evaluations of our estimators and their theoretical properties.

In short, we contribute the following:

1. A notion of Lipschitzness for risk functionals that upper bounds the difference in risk functionals evaluated on two random variables by the sup-norm difference of their CDFs (Section 4). We demonstrate this property is satisfied by broad classes of risks, including many coherent, distorted, and parametric risk functionals, and other law-invariant functionals including variance.
2. An importance sampling estimator (Section 5) and a doubly robust estimator (Section 6) for the CDF of rewards under target policy π . Both are unbiased, and the doubly robust estimator has provably reduced variance. We prove $O(1/\sqrt{n})$ convergence for both estimators.
3. Error bounds on Lipschitz risk functionals estimated using the estimated CDF of rewards. The error is directly related to the error in CDF estimation and also has a $O(1/\sqrt{n})$ rate of convergence.
4. A practical algorithm general called OPRA (Algorithm 2), which uses any of these CDF estimators to estimate any collection of Lipschitz risk functionals, with finite sample error bounds that hold simultaneously.

2 Related Work

The study of risk functionals and risk-aware algorithms is core to the decision making literature [Artzner et al., 1999, Rockafellar et al., 2000, Krokmal, 2007, Shapiro et al., 2014, Acerbi, 2002]. In supervised learning, Soma and Yoshida [2020], Curi et al. [2019] study generalization properties under the CVaR risk functional, while Lee et al. [2020] study a variety of risk functionals. Khim et al. [2020] considers the uniform convergence of L risks that are induced by CDF-dependent weighting functions and generalize CVaR and cumulative prospect theory (CPT) inspired risks [Leqi et al., 2019]. Uniform convergence of worst-case risks defined by f -divergences, which is a generalization of CVaR, is studied in Duchi and Namkoong [2018]. A recent line of research on developing the pointwise concentration of CVaR can be found in Brown [2007], Thomas and Learned-Miller [2019], Prashanth et al. [2020].

In the bandit literature, many works address regret minimization problems using risk-sensitive objectives [Cassel et al., Sani et al., 2013, Vakili and Zhao, 2015, Zimin et al., 2014]. Cassel et al. investigates what they call path-dependent objectives, which include the CVaR, Sharpe ratio, and mean-variance. Tamkin et al. [2019] study optimistic UCB exploration for the CVaR objective, which has been extend to other exploration strategies, such as Thompson sampling [Chang et al., 2020, Baudry et al., 2020]. In addition, Kagracha et al. [2019], Bubeck et al. [2011] study regret minimization for an objective that is a linear combination of the mean and CVaR. Using the CPT risk objective, Gopalan et al. [2017] considers regret minimization in both K -armed and linear bandit settings. Torossian et al. [2019], Munos [2014] tackle the problem of black box function optimization under different risk objectives.

In addition, distributional reinforcement learning methods have gained traction in recent years. These methods, introduced by Bellemare et al. [2017], work with the full distribution of returns and were subsequently improved upon by Dabney et al. [2018a,b]. Notably, Dabney et al. [2018a] uses the learned distribution to optimize a number of risk functionals, including the CVaR and other

distorted risk functionals. [Keramati et al. \[2020\]](#) leverages a similar method to learn the distribution of returns, but uses optimistic distribution-dependent exploration to optimize the CVaR in MDPs. Along similar lines, [Tamkin et al. \[2019\]](#) considers CVaR regret minimization using UCB exploration in the multi-armed bandit setting, and uses an empirical estimate of the reward distribution for each arm in order to evaluate the CVaR.

For empirical CDF estimation, the seminal work of [Dvoretzky et al. \[1956\]](#) provides an approximation-theoretic concentration bound which was later tightened by [\[Massart, 1990\]](#). [Alexander \[1984\]](#) provides concentration bounds on probability estimates of arbitrary but structured measurable sets. Later, the works of [Vapnik \[2006\]](#), [Gänssler and Stute \[1979\]](#) systematically improved Alexander’s inequality. For more details on concentrations of probability estimates, we refer readers to [Devroye et al. \[2013\]](#).

In off-policy evaluation, we face an additional challenge due to the discrepancy between the distribution from which the data was sampled and distribution induced by the target policy. Importance sampling (IS) estimators are among the most prominent methods for dealing with such distribution shift [\[Aleksandrov et al., 1968, Horvitz and Thompson, 1952\]](#). Doubly robust (DR) estimators [\[Robins and Rotnitzky, 1995, Bang and Robins, 2005\]](#) are commonly used to reduce the variance of the IS estimator. These estimators have been adapted for off-policy evaluation in multi-armed bandits [\[Li et al., 2015, Thomas et al., 2015, Chandak et al., 2021\]](#), contextual bandits [\[Dudik et al., 2011, Dudik et al., 2014, Wang et al., 2017\]](#), and Markov decision processes [\[Jiang and Li, 2016, Thomas and Brunskill, 2016\]](#).

3 Problem Setting

To ensure that our key findings and analyses are legible to both the statistics and machine learning communities, we first define terminology in measure-theoretic notation, then restate our problem setting in notation that might be more familiar to readers engaged with the contextual bandits literature.

We denote contexts by X and the corresponding context space by \mathcal{X} . Similarly, we denote actions by A and the corresponding action space by \mathcal{A} . We study the contextual bandit problem characterized by a fixed probability measure over contexts X , and a reward kernel that maps from tuples of contexts and actions to rewards: $\mathcal{R} : (\mathcal{X} \times \mathcal{A}, \sigma(\mathcal{X} \times \mathcal{A})) \rightarrow (\mathbb{R}, \mathbb{B}(\mathbb{R}))$, where σ denote a sigma algebra, and $\mathbb{B}(\mathbb{R})$ denotes the Borel sigma algebra generated by \mathbb{R} .

In the *off-policy* setting, we have access to a dataset \mathcal{D} generated using a behavioral policy β that interacts with the environment for n timesteps as follows. At each timestep, a new context X is drawn and then the policy β chooses an action $A \sim \beta(\cdot|X)$. The environment then reveals the reward $R \sim \mathcal{R}(\cdot|X, A)$ for only the chosen action A . This generates a dataset defined as $\mathcal{D} := \{x_i, a_i, r_i\}_{i=1}^n$. In the *off-policy evaluation* setting, our goal is to evaluate the performance of a target policy π , using only the dataset \mathcal{D} (with no opportunity for further exploration).

Let $(\Omega, \mathcal{F}, \mathbb{P}_\beta)$ be the probability space induced by the behavioral policy β , and $(\Omega, \mathcal{F}, \mathbb{P})$ the probability space induced by the target policy π . We assume that \mathbb{P} is absolutely continuous with respect to \mathbb{P}_β . Further, we define the importance sampling weight $w(\omega) = \frac{d\mathbb{P}}{d\mathbb{P}_\beta}(w)$. For any element of the sample space, this weight represents ratio of the densities induced by the policies β and π

Let $d_\infty(\mathbb{P}||\mathbb{P}_\beta) := \text{ess sup } \frac{d\mathbb{P}_\beta}{d\mathbb{P}}(\omega)$ denote the exponential of the infinite order Rényi divergence, and let $d(\mathbb{P}||\mathbb{P}_\beta) = \mathbb{E}_{\mathbb{P}_\beta} [w(\omega)^2]$ denote the exponential of the second order Rényi divergence. We will sometimes refer to the former as the maximum weight $w_{\max} = d_\infty(\mathbb{P}||\mathbb{P}_\beta)$. Note that by definition, $d(\mathbb{P}||\mathbb{P}_\beta) \leq d_\infty(\mathbb{P}||\mathbb{P}_\beta)$, and in practice, we often have $d(\mathbb{P}||\mathbb{P}_\beta) \ll d_\infty(\mathbb{P}||\mathbb{P}_\beta)$.

Less formally, we can express our sample space in terms of the contexts, actions, and rewards: $\Omega = (\mathcal{X} \times \mathcal{A} \times R)$. Here, \mathbb{P}_β is simply the joint distribution function on (X, A, R) induced by the policy β . Similarly, we could express \mathbb{P} as the joint distribution function on (X, A, R) induced by the target policy π . For any context x and action a , the importance weight expresses the ratio between the two densities $w(\omega) = w(a, x) = \frac{\beta(a|x)}{\pi(a|x)}$ and the maximum weight is simply the supremum taken over all contexts and actions $w_{\max} = \sup_{a,x} w(a, x)$.

Recall that our method involves estimating the CDF of rewards under the target policy and converting guarantees on the quality of this estimate into guarantees on the risk. To this end, we introduce some notation for describing CDFs. For any $t \in \mathbb{R}$, let $F_\beta(t) = \mathbb{E}_{\mathbb{P}_\beta}[\mathbb{1}_{\{R \leq t\}}]$ and $F(t) = \mathbb{E}_{\mathbb{P}}[\mathbb{1}_{\{R \leq t\}}]$ denote the CDF under the behavior and target policies, respectively. Further, let $G(t; X, A) = \mathbb{E}_{\mathbb{P}}[\mathbb{1}_{\{R \leq t\}}|X, A] = \mathbb{E}_{\mathbb{P}_\beta}[\mathbb{1}_{\{R \leq t\}}|X, A]$ denote the cumulative distribution function of rewards conditioned on a context X and action A . Lastly, for any $t \in \mathbb{R}$, we define the variance $\sigma^2(t; X, A) = \mathbb{V}_{\mathbb{P}}[\mathbb{1}_{\{R \leq t\}}|X, A] = \mathbb{V}_{\mathbb{P}_\beta}[\mathbb{1}_{\{R \leq t\}}|X, A]$. Note that G and σ^2 are equivalently defined using \mathbb{P} and \mathbb{P}_β because the distribution of the random variable $R|X, A$, which is independent of the policy, is the same under both.

4 Risk Functionals

We now give an in-depth review of common risk functionals and their relationship to the CDF of a random variable. At the outset, we note that while the RL literature tends to focus on the random variable of rewards (higher is better) the broader literature on risk functionals tends to focus on cost (lower is better). To facilitate comparisons to related work, we adopt the cost perspective in this section. In the following, we focus on functionals of a random variable Z , that can be interpreted as the cost. To translate to the reward perspective, which we adopt in later sections for the contextual bandit setting, simply think of the reward as $-Z$.

4.1 Overview of Risk Functionals

Formally, let $Z \in \mathcal{L}_\infty(\Omega, \mathcal{F}, \mathbb{P}_Z)$ denote a real-valued random variable that admits a CDF $F_Z \in \mathcal{L}_\infty(\mathbb{R}, \mathbb{B}(\mathbb{R}))$. A *risk functional* $\rho : \mathcal{L}_\infty(\Omega, \mathcal{F}, \mathbb{P}_Z) \rightarrow \mathbb{R}$ is said to be law-invariant if $\rho(Z)$ depends only on the distribution of Z [Kusuoka, 2001].

Definition 4.1 (Law-Invariant Risk Functional). *A risk functional $\rho : \mathcal{L}_\infty(\Omega, \mathcal{F}, \mathbb{P}) \rightarrow \mathbb{R}$, i.e., a map from a space of random variables to the space of reals is a law-invariant risk functional if for any pair of random variables Z and Z' ,*

$$F_Z = F_{Z'} \implies \rho(Z) = \rho(Z') \quad (1)$$

When clear from the context, we sometimes abuse notation by writing $\rho(F_Z)$ in place of $\rho(Z)$.

In general, it may not be practical to estimate risk functionals that are not law invariant from data [Balbás et al., 2009]. Thus, we restrict our focus to law invariant risk functionals. We now provide an axiomatic definition of the space of risk functionals and begin by enumerating a set of prominent axioms explored in the current literature [Artzner et al., 1999, Sereda et al., 2010]. Consider a pair of random variables Z and Z' , we have the following axioms:

1. Monotonicity: $\rho(Z) \leq \rho(Z')$ whenever $Z \leq Z'$.
2. Subadditivity: $\rho(Z + Z') \leq \rho(Z) + \rho(Z')$.
3. Additivity: $\rho(Z + Z') = \rho(Z) + \rho(Z')$ if Z and Z' are co-monotonic random variables (i.e., there exists a random variable Y and weakly increasing functions f, g such that $Z = f(Y)$ and $Z' = g(Y)$).
4. Translation invariance: $\rho(Z + c) = \rho(Z) + c, \forall c \in \mathbb{R}$.
5. Positive homogeneity: $\rho(tZ) = t\rho(Z)$ for $t > 0$.
6. Bounded above by the maximum cost, i.e., $\rho(Z) \leq \max(Z)$.
7. Bounded below by the mean cost, i.e., $\rho(Z) \geq \mathbb{E}[Z]$.

From this set of axioms, one can define a class of risk functionals by choosing the subset best suited to the problem at hand.

Coherent Risk Functionals. The set of risk functionals that satisfy monotonicity (Axiom 1), subadditivity (Axiom 2), translation invariance (Axiom 4), and positive homogeneity (Axiom 5), constitute the class of *coherent risk functionals* [Artzner et al., 1999, Delbaen, 2002]. Further, if a law-invariant coherent risk functional additionally satisfies Additivity (Axiom 3), it is said to be a *spectral risk functional* [Jouini et al., 2006, Acerbi, 2002].

While not all coherent risk functionals are law-invariant, almost all of those addressed in the literature are. Examples include expected value, conditional value-at-risk (CVaR), entropic value-at-risk, and mean semideviation [Chang et al., 2020, Tamkin et al., 2019, Tamar et al., 2015, Shapiro et al., 2014]. Others include the Wang transform function Wang [1996] and the proportional hazard (PH) risk functional Wirch and Hardy [2001]. We discuss these further below.

Distorted Risk Functionals When the random variable Z is required to be non-negative, law-invariant coherent functionals are examples of the more general class of law-invariant *distorted risk functionals* [Denneberg, 1990, Wang, 1996, Wang et al., 1997, Balbás et al., 2009]. For $Z \geq 0$, a distorted risk functional has the following form,

$$\rho(F_Z) = \int_0^\infty g(1 - F_Z(t))dt,$$

where the distortion function $g : [0, 1] \rightarrow [0, 1]$ is an increasing function with $g(0) = 0$ and $g(1) = 1$. Distorted risk functionals are coherent if and only if g is concave [Wirch and Hardy, 2001]. For example, when $g(s) = \min\{\frac{s}{1-\alpha}, 1\}$ for $s \in [0, 1]$ and $\alpha \in (0, 1)$, CVaR at level α is recovered. Setting g to be the identity map recovers expected value. The Wang risk functional at level α [Wang, 1996] is recovered when $g(s) = F(F^{-1}(s) - F^{-1}(\alpha))$, and the proportional hazard risk functional is recovered

when $g(s) = s^\alpha$ for $\alpha < 1$. Not all distorted risk functionals are coherent. For example, setting $g(s) = \mathbb{1}_{\{s \geq 1-\alpha\}}$ recovers the value-at-risk (VaR), which is not coherent.

Distorted risk functionals have many desirable theoretical properties. They are translation invariant (Axiom 4) and positive homogeneous (Axiom 5), and are defined utilizing (Axiom 6) and (Axiom 7) [Wirch and Hardy, 2001]. They satisfy Axiom 7 if and only if $g(s) \geq s \ \forall s \in [0, 1]$ [Wirch and Hardy, 2001], and are subadditive (Axiom 2) if and only if g is concave, which preserves second order stochastic dominance [Wang, 1996]. In addition, all distorted risk functionals preserve stochastic first order dominance [Wirch and Hardy, 2001].

Cumulative Prospect Theory-Inspired (CPT) Functional The CPT functional was introduced in Prashanth et al. [2016]. It is defined as

$$\rho(F_Z) = \int_0^{+\infty} g^+ (1 - F_{u^+(Z)}(t)) dt - \int_0^{+\infty} g^- (1 - F_{u^-(Z)}(t)) dt,$$

where $g^+, g^-: [0, 1] \rightarrow [0, 1]$ are continuous functions with $g^{+/-}(0) = 0$ and $g^{+/-}(1) = 1$. The functions $u^+, u^-: \mathbb{R} \rightarrow \mathbb{R}_+$ are continuous, with $u^+(z) = 0$ when $z \geq c$ and $u^-(z) = 0$ when $z < c$ for some constant $c \in \mathbb{R}$. Importantly, unlike previously mentioned risk functionals, the CPT functional handles gains and losses separately. The functions u^+, u^- compare the random variable Z to a baseline c , and the distortion g^+ is applied to “gains” (when $Z \geq c$), while g^- is applied to “losses” (when $Z < c$).

Note that the distortion g here is general, and may not necessarily be a monotone function. As a result, the distortion functionals can be seen as a special case of the CPT functional when Z is nonnegative, $c = 0$, and g is an increasing function. Appropriate choices of the distortions g^+, g^- can similarly be used to recover risk functionals such as the CVaR and VaR. We make note of the fact that, in the CPT literature, g is chosen to necessarily have a fixed point where $g(s) = s$ for some $s \in (0, 1)$, although we do not make this assumption here.

Other Risk Functionals Other risk functionals popularly studied in the literature include the variance and mean-variance. Although these do not fit easily into any of the aforementioned classes of functionals, many of them are law-invariant and can be calculated using the CDF. For example, for a nonnegative random variable Z , the variance is defined as

$$\rho(F_Z) = 2 \int_0^\infty t(1 - F_Z(t))dt - \left(\int_0^\infty (1 - F_Z(t))dt \right)^2$$

4.2 Lipschitzness of Law-Invariant Risk Functionals

Next, we define a notion of Lipschitzness for risk functionals.

Definition 4.2. A law invariant risk functional ρ is L -Lipschitz if for any pair of CDFs F_Z and $F_{Z'}$, it satisfies

$$|\rho(F_Z) - \rho(F_{Z'})| \leq L \|F_Z - F_{Z'}\|_\infty$$

for some $L \in (0, \infty)$.

A risk functional is L -Lipschitz if, for any two random variables Z, Z' , its value is upper bounded by the sup-norm of the difference between their corresponding CDFs. The significance of this Lipschitzness property in the contextual bandit setting is that, given a high confidence bound on the error of the estimated CDF of rewards for a policy π , we can give a high confidence bound on its evaluation under any L -Lipschitz law-invariant risk functional on the distribution of rewards. Later, in Section 5.2, we derive the aforementioned high probability error bounds for CDF estimators, and in Section 5.3 we use these bounds to formally provide confidence intervals for risk functionals.

For the remainder of this section, we demonstrate that a large number of risk functionals developed in the literature and prominently used in practice are Lipschitz. In particular, we show that, when the reward is bounded on support $[0, D]$ and under regularity conditions, a significant subset of coherent and distorted risk functionals, the CPT functional, and many more are Lipschitz. We remark, however, that without bounded support these risk functionals may not, in general, be Lipschitz. The proofs for the following theoretical results are given in Appendix A.

First, we show that distorted risk functionals, and as a result law-invariant coherent risk functionals, are L -Lipschitz on bounded support, given additional smoothness assumptions on the distortion function.

Lemma 4.1 (Lipschitzness of Distorted Risk Functionals). *On the space of random variables with support in $[0, D]$, the distorted risk functional of any $\frac{L}{D}$ -Lipschitz distortion function $g : [0, 1] \rightarrow [0, 1]$, i.e., $|g(t) - g(t')| \leq \frac{L}{D}|t - t'|$, is a L -Lipschitz risk functional.*

Remark 4.1 (Example: Expected Value and CVaR). *Both expected value and CVaR are examples of distorted risk functionals. Then using Lemma 4.1, on the space of random variables with support in $[0, D]$, the expected value risk functional is D -Lipschitz because g is the identity and thus 1-Lipschitz. On the same space, the risk functional $CVaR_\alpha$ is $\frac{D}{\alpha}$ -Lipschitz because g is $\frac{1}{\alpha}$ -Lipschitz.*

Similar assumptions on the Lipschitzness of the distortion functions can be used to derive L -Lipschitzness of the CPT functional.

Lemma 4.2 (Lipschitzness of CPT Functional). *On the space of random variables with support in $[0, D]$, if the CPT distortion functions g^+ and g^- are both $\frac{L}{D}$ -Lipschitz, then the CPT risk functionals is L -Lipschitz.*

Although they do not fit into the aforementioned classes of risk functionals, the following results demonstrate that both variance and mean-variance are L -Lipschitz.

Lemma 4.3 (Lipschitzness of Variance). *On the space of random variables with support in $[0, D]$, variance is a $3D^2$ -Lipschitz risk functional.*

A number of recent papers have considered risk functionals that are a weighted combination of two others, e.g., mean-variance. Other papers have optimized constrained objectives, such as expected reward constrained by variance or CVaR below a certain threshold. When expressed as Lagrangians, such constrained objectives can also be expressed as weighted combinations of the risk functionals involved. We extend the Lipschitzness property to risk functionals of this form:

Lemma 4.4 (Lipschitzness of Weighted Sum of Risk Functionals). *Let ρ be a weighted sum of risk*

functionals ρ_1, \dots, ρ_K that are L_1, \dots, L_K -Lipschitz, respectively, with weights $\lambda_1, \dots, \lambda_K > 0$, i.e.,

$$\rho(Z) = \sum_{k=1}^K \lambda_k \rho_k(Z).$$

Then ρ is $\sum_k \lambda_k L_k$ -Lipschitz.

Remark 4.2. Note that mean-variance is given by $\rho(Z) = \mathbb{E}[Z] + \lambda \mathbb{V}(Z)$ for some $\lambda > 0$. Then, using Lemma 4.4, it can be seen that the mean-variance risk functional is $(1 + 3\lambda D^2)$ -Lipschitz for bounded random variables.

Though we have provided many examples of Lipschitz risk functionals in this section, it is worth noting that there are a number of risk functionals that do not satisfy the Lipschitzness property even with bounded reward support. Examples include the value-at-risk (VaR) and spectral risk functionals. For such functionals, additional structural assumptions on the CDF may allow the Lipschitzness property to be satisfied. For the sake of brevity, we omit consideration of such risk functionals in this paper, and outline future avenues of research on this topic in the discussion.

5 Off-Policy Risk Assessment

This section describes our method for off-policy risk estimation, which relies on high-confidence estimation of F , the CDF of returns under the policy π . The key challenge in estimating F is that the reward samples are observed only for actions taken by the behavioral policy β . To overcome this limitation, one intuitive solution is to reweight the observed samples according to their importance sampling (IS) weight. In this section, we define this estimator; demonstrate its unbiasedness; and derive its variance (Section 5.1). We then derive finite sample error bounds which can be used to form a confidence band around the estimated empirical CDF with high probability (Section 5.2). Next, we show that this CDF error bound can be used to bound the error of Lipschitz risk functionals evaluated on the CDF estimate (Section 5.3). Finally, putting these results together, we provide a practical algorithm called OPRA-IS (Algorithm 1) for assessing the behavior of a policy through high-confidence estimation of a set of input Lipschitz risk functionals of interest.

5.1 CDF Estimation with Importance Sampling (IS)

Given an off-policy dataset $\mathcal{D} = \{x_i, a_i, r_i\}_{i=1}^n$, we define the following nonparametric IS-based estimator for the empirical CDF,

$$\hat{F}_{\text{IS}}(t) := \frac{1}{n} \sum_{i=1}^n w(a_i, x_i) \mathbb{1}_{\{r_i \leq t\}}, \quad (2)$$

where $w(a, x) = \frac{\pi(a|x)}{\beta(a|x)}$ is the importance sampling weight. The IS estimator is a pointwise-unbiased estimator, with variance given in Lemma 5.1.

Lemma 5.1. *The expectation of the IS estimator is*

$$\mathbb{E}_{\mathbb{P}_\beta}[\hat{F}_{\text{IS}}(t)] = F(t)$$

and the variance is

$$\begin{aligned}\mathbb{V}_{\mathbb{E}_\beta} [\hat{F}_{IS}(t)] &= \frac{1}{n} \mathbb{E}_{\mathbb{P}_\beta} [w(A, X)^2 \sigma^2(t; X, A)] + \frac{1}{n} \mathbb{V}_{\mathbb{P}_\beta} [\mathbb{E}_{\mathbb{P}_\beta} [w(A, X)G(t; X, A)|X]] \\ &\quad + \frac{1}{n} \mathbb{E}_{\mathbb{P}_\beta} [\mathbb{V}_{\mathbb{P}_\beta} [w(A, X)G(t; X, A)|X]]\end{aligned}$$

The expression for variance is broken down into three terms. The first term represents randomness in the rewards. The second term represents variance due to the randomness over contexts X . The final term is the penalty arising from using importance sampling, and is proportional to the importance sampling weights w and the true CDF of conditional rewards G . The variance contributed by the third term can be large when the weights w have a wide range, which occurs when β assigns extremely small probabilities to actions where π assigns high probability.

5.2 Error Bounds

Due to the use of importance sampling weights, the estimated CDF $\hat{F}_{IS}(t)$ may be greater than 1 for some t , even though $F(t) \in [0, 1]$ for all t . In practice, a clipped estimator IS-Clip (3) must be used.

$$\hat{F}_{IS-Clip}(t) := \min\{\hat{F}_{IS}(t), 1\} \quad (3)$$

Though the clipped estimator $\hat{F}_{IS-Clip}$ has lower variance than the IS estimator, it is potentially biased. In applications, it is important to provide guarantees on the error between the estimate \hat{F} and the true CDF F , which can also be used to construct a confidence band around the estimate which contains F with high probability. Theorem 5.1 gives a high confidence bound on how close \hat{F}_{IS} and $\hat{F}_{IS-Clip}$ are to the true CDF F , with proof in Appendix B.2 Note that the error of the IS-Clip estimator is never greater than the error of the IS estimator, i.e. $\sup_t |\hat{F}_{IS-clip}(t) - F(t)| \leq \sup_t |\hat{F}_{IS}(t) - F(t)|$.

Theorem 5.1. *Given n samples drawn from \mathbb{P}_β , for the IS estimator $\hat{F}_{IS}(t)$, we have*

$$\mathbb{P}_\beta \left(\sup_{t \in \mathbb{R}} |\hat{F}_{IS}(t) - F(t)| \leq \varepsilon_{IS_1} := \sqrt{\frac{8w_{\max}^2}{n} \log\left(\frac{4}{\delta}\right)} \right) \geq 1 - \delta \quad (4)$$

or based on $d(\mathbb{P}||\mathbb{P}_\beta)$,

$$\mathbb{P}_\beta \left(\sup_{t \in \mathbb{R}} |\hat{F}_{IS}(t) - F(t)| \leq \varepsilon_{IS_2} := \frac{4w_{\max} \log(\frac{4}{\delta})}{n} + 2\sqrt{\frac{2d(\mathbb{P}||\mathbb{P}_\beta) \log(\frac{4}{\delta})}{n}} \right) \geq 1 - \delta \quad (5)$$

The same bounds hold for $\sup_{t \in \mathbb{R}} |\hat{F}_{IS-clip}(t) - F(t)|$.

When $d(\mathbb{P}||\mathbb{P}_b) \ll d_\infty(\mathbb{P}||\mathbb{P}_b)$, we observe that inequality (5) is more favorable than inequality (4).

5.3 High Confidence Risk Functional Estimation

Given any law-invariant risk functional ρ and empirical CDF estimate \hat{F} , we can estimate the value of the risk functional as $\hat{\rho} := \rho(\hat{F})$. However, the estimate $\hat{\rho}$ may be biased even if \hat{F} is unbiased.

For the Lipschitz risk functionals introduced in Section 4, however, the finite sample error of the risk estimate can be bounded using the error of the CDF estimate. Further, a set of risk functionals of interest can be evaluated using the same estimated CDF, and the error bound of the CDF gives error bounds on the risk estimates that hold simultaneously.

Theorem 5.2 utilizes the previously established error bound of the estimated CDF to derive an error bound for estimates of a set of Lipschitz risk functionals of interest. As we showed in Section 4, most if not all popularly studied risk functionals satisfy the property of Lipschitzness, giving our result wide applicability.

Theorem 5.2. *Given a set of Lipschitz risk functionals $\{\rho_p\}_{p=1}^P$ with Lipschitz constants $\{L_p\}_{p=1}^P$, and a CDF estimate \hat{F} , such that $\sup_t |\hat{F} - F| \leq \epsilon$ with probability at least $1 - \delta$, we have with probability at least $1 - \delta$ that*

$$\left| \rho_p(\hat{F}) - \rho_p(F) \right| \leq L_p \epsilon, \quad \forall p. \quad (6)$$

As Theorem 7 demonstrates, one powerful property of risk estimation using the CDF approach of this paper is that, given a high-probability error on the CDF estimate, the error bounds on *all* Lipschitz risk functionals of interest hold with the same probability. Thus, high-confidence CDF estimation can simultaneously give high-confidence risk estimates on a collection of risk functionals of interest.

To apply this result directly to the error of risk functionals estimated using the clipped IS estimator (3), we have the following guarantee:

Corollary 5.1. *Given a set of Lipschitz risk functionals $\{\rho_p\}_{p=1}^P$ with Lipschitz constants $\{L_p\}_{p=1}^P$, and the clipped IS estimator $\hat{F}_{IS-clip}$ (3), we have with probability at least $1 - \delta$ that*

$$\left| \rho_p(\hat{F}_{IS-clip}) - \rho_p(F) \right| \leq L_p \epsilon_{IS}, \quad \forall p. \quad (7)$$

where ϵ_{IS} is either of two expressions given in Theorem 5.1.

Because the error from importance sampling-based CDF estimation ϵ_{IS} converges at a rate of $O(1/\sqrt{n})$, the error of the estimated risk $\hat{\rho}$ also shrinks at a rate of $O(1/\sqrt{n})$.

Putting these results together, we now provide an algorithm, called OPRA-IS (Algorithm 1), which given an off-policy contextual bandit dataset and a set of Lipschitz risk functionals of interest ρ_1, \dots, ρ_P , outputs for each risk functional an estimate of its value and the high probability error of the estimate. The algorithm first uses the clipped importance sampling estimator $\hat{F}_{IS-clip}$ (3) to form an estimate of the empirical CDF under π . OPRA-IS then evaluates each L_p -Lipschitz risk functional ρ_p on $\hat{F}_{IS-clip}$ to obtain $\hat{\rho}_p$, with error $\pm L_p \epsilon_{IS}$ with high probability (Corollary 5.1).

Algorithm 1: Off-Policy Risk Assessment with Importance Sampling (OPRA-IS)

Input: Dataset \mathcal{D} , policy π , probability δ , Lipschitz risk functionals $\{\rho_p\}_{p=1}^P$ with Lipschitz constants $\{L_p\}_{p=1}^P$.

- 1 Estimate \hat{F}_{IS} using (2);
- 2 Clip $\hat{F}_{\text{IS-Clip}} = \min\{\hat{F}_{\text{IS}}, 1\}$;
- 3 Compute the corresponding $1 - \delta$ CDF error ϵ_{IS} using Theorem 5.1;
- 4 **for** $p = 1 \dots P$ **do**
- 5 Estimate $\hat{\rho}_p = \rho_p(\hat{F})$;
- 6 **end**

Output: Estimates with errors $\{\hat{\rho}_p \pm L_p \epsilon_{\text{IS}}\}_{p=1}^P$.

OPRA-IS can be used to obtain a full risk assessment of a policy of interest, using the input Lipschitz risk functionals of interest, which can include the popularly used mean, variance, and CVaR. The output of OPRA-IS are estimates for each risk, as well as the high-probability error of each estimate. As demonstrated in Theorem 5.2, the error guarantee on the risk estimates holds simultaneously for all P risk functionals of interest with probability at least $1 - \delta$. Importantly, OPRA-IS also demonstrates the computational efficiency of the distribution-centric risk estimation method described in our paper. For a given π , the CDF only needs to be estimated once, and can be used repetitively to estimate the value of the risk functionals. Further, the error of the risk estimates are determined by the known error of the CDF estimate, multiplied by the Lipschitz constants, which are known beforehand.

Remark 5.1 (Estimation of Risk Functionals That Are Not L -Lipschitz). *We have focused our discussion on the estimation of L -Lipschitz risk functionals due their generalizability and flexibility, and because we can characterize the rate at which the error decreases. Any law-invariant risk functional can actually be estimated using the CDF estimate, although the error or confidence of the estimate may have to be determined on a case-by-case basis for each risk functional of interest. Further, the rate at which the error converges may not necessarily be known.*

Remark 5.2 (Risk Functionals Estimation When Behavioral Policy Is Unknown). *Although we work with known behavioral policy β in this paper, previous works on off-policy evaluation have considered the case where the behavioral policy is unknown. In such cases, an estimate or model of the policy, called $\hat{\beta}$, is instead used in CDF and risk estimation. In Appendix D we extend the bias, variance, error bound results to this setting.*

6 Off-Policy Risk Assessment with Model Information

In many real-world applications, additional information about the distribution of rewards may be available, which can be incorporated into estimators to improve estimation. In this section, we consider three primary forms of such information for CDF estimation, which we assume to be monotone functions over t :

- $\bar{G}(t; X, A)$, which is a given model of the reward distribution function conditioned on a context X and action A , under π . The true conditional distribution is given by $G(t; X, A) =$

$$\mathbb{E}_{\mathbb{P}}[\mathbb{1}_{\{R \leq t\}} | X, A].$$

- $\bar{G}(t; X, \pi)$, a given model of the reward distribution function conditioned on a context X , under policy π . The true conditional distribution is given by $G(t; X, \pi) = \mathbb{E}_{\mathbb{P}}[\mathbb{1}_{\{R \leq t\}} | X]$.
- $\bar{F}(t)$, which is a given (separately estimated) model of the reward distribution function F under target policy π .

There are many applications where such models can be obtained. For example, a firm may have experts who have developed a model \bar{F} after running their own study. They might also have a more detailed model \bar{G} of the environment, e.g., from a simulator, that can provides an estimate of G . They might also have access to side information in the form of a hypothesis class of CDF functions, which can be used to learn \bar{F} or \bar{G} .

The models \bar{G} and \bar{F} may be biased, and the magnitude and concentration of error may be unknown. In many cases, \bar{G} is formed agnostic to the target policy π , and as a consequence may be a good model when conditioned on actions where π places high probability, but a poor one for actions where π has low probability [Beygelzimer et al., 2009].

The key question we want to answer in this section is *how one can incorporate this privileged information into CDF and risk estimation, and how it affects the bias, variance, and sample complexity of the resulting estimator*. Although there are many methods of leveraging such information, in this section, we focus on a doubly robust estimator that uses both importance sampling and \bar{G} to reduce the variance of the estimator, while retaining its unbiasedness. We also discuss two other forms of estimators, a direct estimator which uses only \bar{G} , and a balancing approach that leverages information in \bar{F} , at the end of this section.

6.1 Doubly Robust (DR) CDF Estimator

We now define a doubly robust (DR) CDF estimator that incorporates information of \bar{G} , when available. As we have shown previously, importance sampling estimators can suffer from high variance, which can be limiting in practice. However, by taking advantage of \bar{G} , the doubly robust estimator has reduced variance while retaining unbiasedness. The DR estimator for the empirical CDF is defined to be

$$\hat{F}_{\text{DR}}(t) := \frac{1}{n} \sum_{i=1}^n w(a_i, x_i) \left(\mathbb{1}_{\{r_i \leq t\}} - \bar{G}(t; x_i, a_i) \right) + \bar{G}(t; x_i, \pi), \quad (8)$$

where $\bar{G}(t; x, \pi) = \mathbb{E}_{\mathbb{P}_{\beta}} [\bar{G}(t; x, A) | x]$. Informally, the DR estimator uses the given model \bar{G} as a baseline, and applies a correction to the model using the available data.

While the model \bar{G} alone may be biased, the DR estimator is an unbiased estimator of the true CDF F as a result of the data-based corrections it applies. Further, it has reduced variance compared to the IS estimator because it leverages information available through \bar{G} , which acts as the baseline. To demonstrate this, we derive the pointwise bias and variance of the DR estimator in Lemma 6.1:

Lemma 6.1. *The expectation of the DR estimator is*

$$\mathbb{E}_{\mathbb{P}_{\beta}}[\hat{F}_{\text{DR}}(t)] = F(t)$$

and the variance is

$$\begin{aligned}\mathbb{V}_{\mathbb{P}_\beta} [\hat{F}_{DR}(t)] &= \frac{1}{n} \mathbb{E}_{\mathbb{P}_\beta} [w(A, X)^2 \sigma^2(t; X, A)] + \frac{1}{n} \mathbb{V}_{\mathbb{P}_\beta} [\mathbb{E}_{\mathbb{P}_\beta} [w(A, X) G(t; X, a) | X]] \\ &\quad + \frac{1}{n} \mathbb{E}_{\mathbb{P}_\beta} [\mathbb{V}_{\mathbb{P}_\beta} [w(A, X) (G(t; X, A) - \bar{G}(t; X, A)) | X]]\end{aligned}$$

The variance reduction advantage of the DR estimator becomes apparent from a direct comparison of the three terms in the IS estimator variance (Lemma 5.1) and the DR estimator variance (Lemma 6.1). The first and second terms, which capture the variance in rewards and contexts, are identical. The third term, which represents the importance sampling penalty, is different. Recall that for the IS estimator, it is proportional to the true distribution G . For the DR estimator, however, it is proportional to the difference between the given model \bar{G} and G . When this difference $G - \bar{G}$ is smaller than G , which is often the case in practice, the third term has reduced variance in the DR estimator in comparison to the IS estimator. The magnitude of variance reduction is greater when the weights w have a large range, which is precisely when large variance becomes a problem in the IS estimator.

Remark 6.1 (Double Robustness). *Note the similarity between the form of the doubly robust CDF estimator (8) and the doubly robust estimator of the mean established in [Dudik et al., 2011]. Both use a given conditional model as a baseline, and apply a data-based correction, resulting in an unbiased and variance-reduced estimator. Although we consider the setting where the behavioral policy β is known, when the behavioral policy is unknown and needs to be estimated, the estimator \hat{F}_{DR} is consistent when either \bar{G} is consistent or the policy estimator is consistent. This is where the name “doubly robust” comes from. We demonstrate and discuss this fact further in Appendix D.*

6.2 Error Bounds

Although the DR estimator \hat{F}_{DR} has, in expectation, desirable reductions in variance, given finite samples, it is not guaranteed to be a valid CDF. Like the IS estimator, the DR estimator may be greater than 1 for some t due to the use of importance weighting. However, it may also be negative at some t as a consequence of the subtracted term in (8). As an additional consequence of this term, the DR estimator is not guaranteed to be a monotone function. As a result, in order to use the DR CDF estimate for risk estimation, we must transform \hat{F}_{DR} to satisfy these two properties.

Define a monotone transformation operator $\mathcal{M} : \mathcal{L}_\infty(\mathbb{R}, \mathbb{B}(\mathbb{R})) \rightarrow \mathcal{L}_\infty(\mathbb{R}, \mathbb{B}(\mathbb{R}))$, which, given a function F , returns a non-decreasing monotone function capped at 1. Examples of \mathcal{M} include isotonic approximation [Smith and Swetits, 1987] and monotone \mathcal{L}_p approximation [Darst and Huotari, 1985]. For our analysis, however, we consider a simple monotone transformation that involves an accumulation function, which does not allow the CDF to decrease, followed by a clipping to 1:

$$\mathcal{M}(F(t)) = \min \left\{ \max_{t' \leq t} F(t'), 1 \right\}. \quad (9)$$

We now analyze the error of the monotonized DR estimator, transformed using (9). Let $\hat{F}_{DR}^{\mathcal{M}}(t) := \mathcal{M}(\hat{F}_{DR}(t))$, with \mathcal{M} given in (9). Although $\hat{F}_{DR}^{\mathcal{M}}$ is a valid monotone CDF, it is potentially biased due to the error introduced through the transformation. However, Theorem 6.1 shows that we can still characterize, with high confidence, how close it is to the true CDF of rewards F .

Theorem 6.1. *The monotone transformation of the DR estimator $\hat{F}_{DR}^{\mathcal{M}}(t) := \mathcal{M}(\hat{F}_{DR}(t))$ where the operator \mathcal{M} is defined in (9), satisfies*

$$\mathbb{P}_{\beta} \left(\max_t \left| \hat{F}_{DR}^{\mathcal{M}}(t) - F(t) \right| \leq \epsilon_{DR} := \sqrt{\frac{72w_{max}^2}{n} \log \left(\frac{8n^{1/2}}{\delta} \right)} \right) \geq 1 - \delta. \quad (10)$$

The purpose of Theorem 6.1 is to show the dependence of the error on the importance weights w_{max} and on the finite sample size n . Using the monotone DR estimator, we again recover a sample complexity of $O(1/\sqrt{n})$. The proof is given in Appendix C.2.

Note that (10) does not depend on the error $\bar{G} - G$, which is a term present in the variance and responsible for the variance reduction. Although we would expect the DR estimator to have a faster rate of convergence than the IS estimator because of its lower variance, the error bound shown in Theorem 6.1 has larger constants than the bound for the IS estimator (Theorem 5.1). This is a consequence of the proof technique for Theorem 6.1, which, because the DR estimator (8) is not guaranteed to be monotone, resorts to decomposing the error into two monotone parts. The first part is exactly the IS estimator error previously bounded in Theorem 5.1, and the second part bounds the concentration of \bar{G} separately. As a result, the proof does not take advantage of the doubly robust nature of the estimator, which may potentially lead to faster convergence rates.

We demonstrate through empirical experiments in Section 7 that, in practice, we do achieve faster convergence with the monotonized DR estimator $\hat{F}_{DR}^{\mathcal{M}}$. A tighter bound error-dependent bound for the DR estimator, which incorporates the error term $G - \bar{G}$, remains an open problem, and we leave this for future work.

Next, using the result in Theorem 6.1, we can bound the error on the estimate of L -Lipschitz risk functionals evaluated on $\hat{F}_{DR}^{\mathcal{M}}$.

Corollary 6.1. *Given a set of Lipschitz risk functionals $\{\rho_p\}_{p=1}^P$ with Lipschitz constants $\{L_p\}_{p=1}^P$, and the valid DR CDF estimator $\hat{F}_{DR}^{\mathcal{M}}$, with probability at least $1 - \delta$ we have*

$$\left| \rho_p(\hat{F}_{DR}^{\mathcal{M}}) - \rho_p(F) \right| \leq L_p \epsilon_{DR}, \quad \forall p,$$

where $\epsilon_{DR} = \sqrt{\frac{72w_{max}^2}{n} \log \left(\frac{8n^{1/2}}{\delta} \right)}$ from Theorem 6.1.

We close this section with a discussion of other types of estimators that incorporate side information. The first of these is a direct method estimator, which uses \bar{G} without importance sampling weights. The second takes advantage of a suggestion \bar{F} for the model F itself. For both of these CDF estimators, we give bounds on the error of the risk functional estimated upon them.

6.3 Direct Method (DI) Estimators

Another form of estimation which utilizes the information in \bar{G} is a direct estimator, which does not use importance sampling to reweight observed actions from the data. It estimates the CDF F as

$$\hat{F}_{DI}(t) := \frac{1}{n} \sum_{i=1}^n \bar{G}(t; x_i, \pi) \quad (11)$$

where $\bar{G}(t; x, \pi) := \sum_a \pi(a|x) \bar{G}(t; x, a)$ when only a model conditioned on the context and action is given, or simply uses $\bar{G}(t; x, \pi)$ when it is given. Because the DI estimator \hat{F}_{DI} does not use importance weights, it can have significantly lower variance than the IS and DR estimators. In general, however, the DI estimator is biased, and its error flows directly from error in the model \bar{G} (full derivations of the bias and variance are given in Lemma D.3 of Appendix D).

Because the model \bar{G} is given, the magnitude and distribution of bias over the context and action space may not be well characterized. In practice, \bar{G} is often estimated or modeled agnostic to the target policy, and hence may not be well-approximated in areas that are important for π . If \bar{G} is an accurate model of the conditional reward distribution, however, then \hat{F}_{DI} is a good approximation of F . The following statement bounds the error of any L -Lipschitz risk functional estimated on \hat{F}_{DI} :

Corollary 6.2. *Suppose \bar{G} has error such that $\sup_t |\bar{G}(t; x, \pi) - G(t; x, \pi)| \leq \epsilon_G$ for all $x \in \mathcal{X}$. Then given a set of Lipschitz risk functionals $\{\rho_p\}_{p=1}^P$ with Lipschitz constants $\{L_p\}_{p=1}^P$, and the direct CDF estimator \hat{F}_{DI} , with probability at least $1 - \delta$, we have*

$$\left| \rho_p(\hat{F}_{\text{DI}}) - \rho_p(F) \right| \leq L_p \left(\frac{c}{\sqrt{n}} + \epsilon_G \right), \quad \forall p,$$

where $c = \sqrt{32 \log \frac{(2n)^{1/2}}{\delta}}$.

6.4 Estimators Incorporating the Model \bar{F}

Finally, as previously described, a proposed model for F might sometimes be available in the form of a model \bar{F} . We can incorporate this information into our estimation by defining a balancing estimator \hat{F}_B that is a weighted sum of any valid CDF estimate \hat{F} , which can be any of the previously defined estimators, with \bar{F}

$$\hat{F}_B := \lambda \hat{F} + (1 - \lambda) \bar{F},$$

where $\lambda \in [0, 1]$. Similar to the DI estimator, the bias of \bar{F} may not be well-characterized. However, given additional high-probability guarantees on the error of the model \bar{F} , we can bound the error of any risk estimate $\hat{\rho}$ evaluated on \hat{F}_B :

Corollary 6.3. *Suppose that $\sup_t |\bar{F}(t) - F(t)| \leq \epsilon_{\bar{F}}$. Then given a set of Lipschitz risk functionals $\{\rho_p\}_{p=1}^P$ with Lipschitz constants $\{L_p\}_{p=1}^P$, and a CDF estimator \hat{F} such that $\sup_t |\hat{F}(t) - F(t)| \leq \epsilon_{\hat{F}}$ with probability at least $1 - \delta$, we have*

$$\left| \rho_p(\hat{F}_B) - \rho_p(F) \right| \leq L_p \epsilon_B, \quad \forall p.$$

with probability at least $1 - \delta$, where $\epsilon_B := \lambda L \epsilon_{\hat{F}} + (1 - \lambda) L \epsilon_{\bar{F}}$.

Finally, putting this together, Algorithm 2 generalizes Algorithm 1 to use any valid CDF estimator, such as those described in Sections 5 and 6, to output high-probability estimates for a suite of input

risk functionals.

Algorithm 2: Off-Policy Risk Assessment (OPRA)

Input: Dataset \mathcal{D} , policy π , probability δ , models \overline{G} and \overline{F} if available, Lipschitz risk functionals $\{\rho_p\}_{p=1}^P$ with Lipschitz constants $\{L_p\}_{p=1}^P$.

- 1 Estimate \hat{F} using a valid CDF estimator;
- 2 Compute the corresponding $1 - \delta$ CDF error ϵ ;
- 3 **for** $p = 1 \dots P$ **do**
- 4 | Estimate $\hat{\rho}_p = \rho_p(\hat{F})$;
- 5 **end**

Output: Estimates with errors $\{\hat{\rho}_p \pm L_p \epsilon\}_{p=1}^P$.

Similar to OPRA-IS, OPRA only needs to estimate the CDF once for a given target policy, upon which the input risk functionals of interest can then be estimated. OPRA has a flexibility that may be especially useful to practitioners because it can incorporate available side information through \overline{G} and \overline{F} into CDF estimation. Depending on the input models, the choice of valid CDF estimator can be either the IS, DR, DI, or balanced estimators. The high probability error of the risk estimate depends only on its Lipschitz constant, which is known beforehand, and the error ϵ of the chosen CDF, for which we have provided bounds for in Sections 5 and 6.

7 Empirical Studies

In this section, we empirically evaluate the proposed CDF and risk estimators and their theoretical properties, with a focus on the importance sampling (IS) and doubly robust (DR) methods of estimation. We aim to empirically verify and compare the concentration of error in the CDF, and of commonly used risk functionals, under DR and IS estimation.

Setup We obtain our off-policy contextual bandit datasets by transforming classification datasets, as is standard practice in the off-policy evaluation literature. Each classification task is given as a dataset $\mathcal{C} = \{x_i, y_i\}_{i=1}^n$, where x is the context and y is one of k class labels. Each of class labels corresponds to one of the k contextual bandit arms, and we similarly assume the contexts x are drawn IID from a fixed distribution \mathcal{E} .

To obtain the partially labeled dataset from each classification dataset \mathcal{C} , we first train a logistic regression classifier on \mathcal{C} to obtain a near-optimal policy. We define the target policy π to be the stochastic policy resulting from the classification probabilities. The behavioral policy is then defined as $\beta = \alpha\pi + (1 - \alpha)\pi_{\text{UNIF}}$, where π_{UNIF} is a uniform policy over the k actions, for some $\alpha \in [0, 1]$. For each context $x_i \in \mathcal{C}$, an action a_i is chosen according to β . The reward $r_i = l(a_i, y_i)$ is calculated as a function of a_i and y_i , where $l(a, y) = \mathbb{1}_{\{a=y\}}$ is a deterministic binary reward corresponding to whether the action chosen is equal to the ground truth class label. This produces an off-policy contextual bandit dataset $\mathcal{D} = \{x_i, a_i, r_i\}_{i=1}^n$.

Importance Sampling vs. Doubly Robust Estimator. The left panel in Figure 1 compares the error, $\max_t |\hat{F}(t) - F(t)|$, of the IS and DR CDF estimators over number of samples. Both estimators exhibit the expected $O(1/\sqrt{n})$ rate of convergence in error (left panel), but the doubly

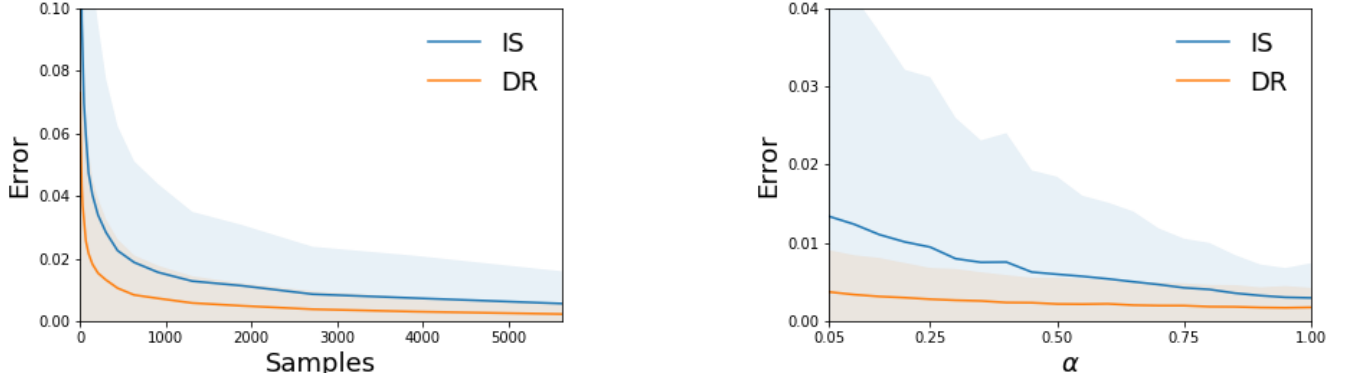


Figure 1: Average error of the CDF estimates over **(left)** number of samples n and **(right)** the constant α , which controls the mismatch between behavioral and target policies, using full samples $n = 5620$. The shaded regions show 2 standard deviations around the average.

robust estimator has both lower average error and lower variance in error. The doubly robust estimator requires half an order of magnitude less data to reach the same error as the importance sampling estimator, demonstrating the DR estimator’s empirical improvement over the IS estimator.

The right panel shows the error of the two estimators over a range of α , which is proportional to the mismatch between π and β , and thus the maximum importance weight w_{max} . The DR estimator shows significantly lower sensitivity to α , and lower bias and variance overall. While the IS estimator has high variance for small α , which corresponds to a large mismatch, the DR estimator show little variation over the range of α .

In addition, these graphs empirically support our belief that the DR error bound (Theorem 6.1) can be improved. Note that due to the construction of \mathcal{D} , the error $\bar{G} - G$ is small for this setup, which is responsible for the variance reduction of the DR estimator, and which future work plans to incorporate into an improved error bound.

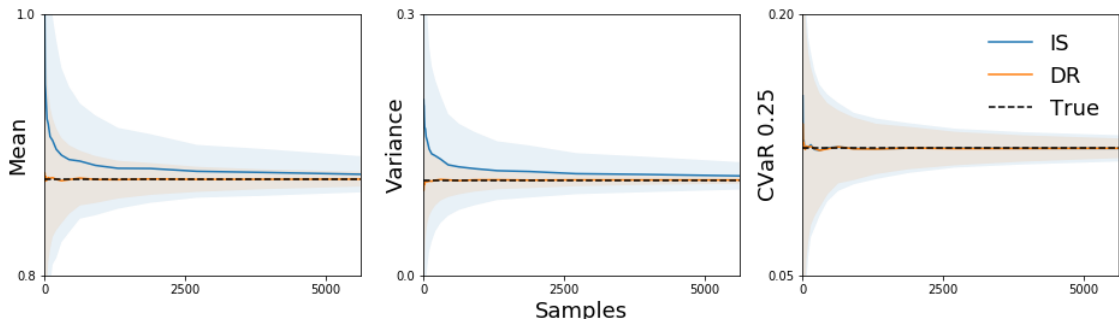


Figure 2: Estimates of mean, variance, and $\text{CVaR}_{0.25}$ using the IS and DR CDF estimators, compared to the true value. Shaded region shows the 95% confidence interval.

Estimation of Risk Functionals. Figure 2 shows the average mean, variance, and CVaR_{0.25} risk functional estimates, which are estimated by evaluating each risk functional on the IS and DR CDF estimators. Across the board, the DR estimator has significantly lower bias than the IS estimator, approximating the true value with very few samples, as well as lower variance in the estimate. This is particularly obvious in the mean and variance risk functional graphs.

8 Discussion

In this paper, we have developed a distribution-centric method for high confidence off-policy estimation of risk functionals. Our method relies on first estimating the CDF and its confidence band, then estimating risk functionals by evaluating on the estimated CDF. We have defined several estimators for the CDF, including an importance sampling and doubly robust estimator which takes advantage of side information to reduce variance. For L -Lipschitz risk functionals, which we show many classes of risks fall under, the concentration of the estimated risk can be derived from the confidence band on the CDF.

From a theoretical point of view, our paper provides the first finite sample concentration inequalities for a number of different CDF and risk estimators, which are widely applicable to recent distributional reinforcement learning settings, which learn the CDF of returns and are capable of optimizing different risk functionals [Dabney et al., 2018a, Keramati et al., 2020]. Of these estimators, the doubly robust estimator is a novel contribution and has not yet been defined or analyzed for distributions in the literature. From a practical standpoint, our method can be used to comprehensively evaluate the behavior of a target policy before deployment using a wide range of risk functionals—a contribution that is especially important in real-world applications.

Our work also raises several open questions and avenues of future work, which we discuss below.

Error Bound for the Doubly Robust CDF Estimator. Although we presented a sample-dependent bound, we believe that it can be improved because our current bound does not take into account the double robustness of the estimator. We obtain a looser bound for the DR estimator compared to the IS estimator, even though we show the DR estimator has reduced pointwise variance. Obtaining an improved error bound dependent on the term $G - \bar{G}$, which is the error of the given model compared to the true conditional CDF, is one important direction of future work.

Monotone Transformation of the CDF Estimate. As we have demonstrated for the importance sampling and doubly robust estimators, CDF estimation faces a unique problem in that the estimate may not be a valid CDF. Estimates of the expected value, for example, are not subject to any such constraints. We have shown how methods such as clipping and monotone transformation can be applied to \hat{F}_{IS} or \hat{F}_{DR} to mitigate this problem.

However, it is important to note that there are, in fact, several options for how the clipping and monotone transformation is applied. For example, instead of applying these transformations after averaging the n samples to form the estimator, another option is to apply the transformation to each individual sample, and then average the transformed results. As was previously defined in Section 6.1, define a monotone transformation operator $\mathcal{M} : \mathcal{L}_{\infty}(\mathbb{R}, \mathbb{B}(\mathbb{R})) \rightarrow \mathcal{L}_{\infty}(\mathbb{R}, \mathbb{B}(\mathbb{R}))$, which, given a function F , returns a non-decreasing monotone function capped at 1.

Then an estimator which averages \mathcal{M} applied to each of the n samples is defined as

$$\hat{F}_{\mathcal{M}} = \frac{1}{n} \sum_{i=1}^n \zeta_i,$$

where ζ_i for the IS-type estimation is

$$\zeta_i = \mathcal{M} \left(w(a_i, x_i) \mathbb{1}_{\{r_i \leq t\}} \right)$$

and for the DR-type estimation is

$$\zeta_i = \mathcal{M} \left(w(a_i, x_i) \left(\mathbb{1}_{\{r_i \leq t\}} - \overline{G}(\cdot; x_i, a_i) \right) + \overline{G}(\cdot; x_i, \pi) \right)$$

Applying the monotone transformation to each sample before averaging may potentially increase bias while reducing variance, which may be desirable in certain applications.

Further, in this paper we proposed a simple method (9) for clipping and transforming the CDF estimate, but different forms of monotone regression [Smith and Swetits, 1987, Darst and Huotari, 1985], which may potentially provide a better monotone approximation of the CDF estimate. As of yet, the best method of transforming estimates into valid CDFs is not yet clear. Extensive theoretical and empirical evaluation of such estimator options is another important avenue of future work.

CDF and Risk Estimation in MDPs. Previous work in off-policy evaluation for expected value has developed a doubly robust estimator for the MDP setting [Jiang and Li, 2016]. Following this, another avenue of future work will aim to extend our results for the contextual bandit setting to CDF and risk estimation in the Markov Decision Process (MDP) and nonstationary settings. We believe this is especially relevant in relation to recent advances in distributional reinforcement learning, that aims to learn the distribution of returns in MDPs [Dabney et al., 2018a].

CDF and Risk Estimation with Unknown Behavioral Policy. Along similar lines, another direction of future work lies in in-depth analysis of the importance sampling and doubly robust estimators when the behavioral policy is unknown and must be estimated from the data. Previous works have shown that under mild consistency assumptions, using estimates of importance weight asymptotically provides a better estimator of policy evaluate [Hahn, 1998, Hirano et al., 2003, Heckman et al., 1998]. Whether similar properties hold under CDF and risk estimation remains to be seen.

Risk Error Bounds Without Lipschitzness. Finally, though we provide concentration bounds for a large number of risk functionals under the L -Lipschitz property, a number of other risk functionals, such as the inverse quantile function, do not satisfy this property. The confidence band on the CDF can still be used to calculate a confidence interval on the risk, but it is not clear if and how quickly the confidence interval shrinks with more samples. This motivates the following open question, which we plan to study in future work: can concentration inequalities for risk functional estimates be derived if and only if they are L -Lipschitz, under, perhaps, a more general notion of Lipschitzness?

Acknowledgements

The authors enjoyed the lecture notes by Roberto Imbuzeiro Oliveira. Liu Leqi is generously supported by an Open Philanthropy AI Fellowship. Zachary Lipton thanks Amazon AI, Salesforce Research, the Block Center, the PwC Center, Abridge, UPMC, the NSF, DARPA, and SEI for supporting ACMI lab’s research on robust and socially aligned machine learning.

References

- Carlo Acerbi. Spectral measures of risk: A coherent representation of subjective risk aversion. *Journal of Banking & Finance*, 26(7):1505–1518, 2002.
- V. M. Aleksandrov, V. I. Sysoyev, and V. V. Shemenева. Stochastic optimization. *Engineering Cybernetics*, 5(11-16):229–256, 1968.
- Kenneth S Alexander. Probability inequalities for empirical processes and a law of the iterated logarithm. *The Annals of Probability*, pages 1041–1067, 1984.
- Jason Altschuler, Victor-Emmanuel Brunel, and Alan Malek. Best arm identification for contaminated bandits. *J. Mach. Learn. Res.*, 20(91):1–39, 2019.
- Philippe Artzner, Freddy Delbaen, Jean-Marc Eber, and David Heath. Coherent measures of risk. *Mathematical finance*, 9(3):203–228, 1999.
- Alejandro Balbás, José Garrido, and Silvia Mayoral. Properties of distortion risk measures. *Methodology and Computing in Applied Probability*, 11(3):385–399, 2009.
- Heejung Bang and James M Robins. Doubly robust estimation in missing data and causal inference models. *Biometrics*, 61(4):962–973, 2005.
- Dorian Baudry, Romain Gautron, Emilie Kaufmann, and Odalric-Ambryn Maillard. Thompson sampling for cvar bandits. *arXiv preprint arXiv:2012.05754*, 2020.
- Marc G Bellemare, Will Dabney, and Rémi Munos. A distributional perspective on reinforcement learning. In *International Conference on Machine Learning*, pages 449–458. PMLR, 2017.
- Alina Beygelzimer, Sanjoy Dasgupta, and John Langford. Importance weighted active learning. In *Proceedings of the 26th annual international conference on machine learning*, pages 49–56. ACM, 2009.
- David B Brown. Large deviations bounds for estimating conditional value-at-risk. *Operations Research Letters*, 35(6):722–730, 2007.
- Sébastien Bubeck, Rémi Munos, Gilles Stoltz, and Csaba Szepesvári. X-armed bandits. *Journal of Machine Learning Research*, 12(5), 2011.
- Asaf Cassel, Shie Mannor, and Assaf Zeevi. A general framework for bandit problems beyond cumulative objectives.

- Yash Chandak, Shiv Shankar, and Philip S. Thomas. High-confidence off-policy (or counterfactual) variance estimation, 2021.
- Joel QL Chang, Qiuyu Zhu, and Vincent YF Tan. Risk-constrained thompson sampling for cvar bandits. *arXiv preprint arXiv:2011.08046*, 2020.
- Sebastian Curi, Kfir Levy, Stefanie Jegelka, Andreas Krause, et al. Adaptive sampling for stochastic risk-averse learning. *arXiv preprint arXiv:1910.12511*, 2019.
- Will Dabney, Georg Ostrovski, David Silver, and Rémi Munos. Implicit quantile networks for distributional reinforcement learning. In *International conference on machine learning*, pages 1096–1105. PMLR, 2018a.
- Will Dabney, Mark Rowland, Marc Bellemare, and Rémi Munos. Distributional reinforcement learning with quantile regression. In *Proceedings of the AAAI Conference on Artificial Intelligence*, volume 32, 2018b.
- Richard B Darst and Robert Huotari. Best l_1 -approximation of bounded, approximately continuous functions on $[0, 1]$ by nondecreasing functions. *Journal of approximation theory*, 43(2):178–189, 1985.
- Freddy Delbaen. Coherent risk measures on general probability spaces. In *Advances in finance and stochastics*, pages 1–37. Springer, 2002.
- Eric V Denardo, Haechurl Park, and Uriel G Rothblum. Risk-sensitive and risk-neutral multiarmed bandits. *Mathematics of Operations Research*, 32(2):374–394, 2007.
- Dieter Denneberg. Distorted probabilities and insurance premiums. *Methods of Operations Research*, 63(3):3–5, 1990.
- Luc Devroye, László Györfi, and Gábor Lugosi. *A probabilistic theory of pattern recognition*, volume 31. Springer Science & Business Media, 2013.
- John Duchi and Hongseok Namkoong. Learning models with uniform performance via distributionally robust optimization. *Annals of Statistics*, 2018.
- Miroslav Dudík, John Langford, and Lihong Li. Doubly robust policy evaluation and learning, 2011.
- Miroslav Dudík, Dumitru Erhan, John Langford, Lihong Li, et al. Doubly robust policy evaluation and optimization. *Statistical Science*, 29(4):485–511, 2014.
- Aryeh Dvoretzky, Jack Kiefer, and Jacob Wolfowitz. Asymptotic minimax character of the sample distribution function and of the classical multinomial estimator. *The Annals of Mathematical Statistics*, pages 642–669, 1956.
- Peter Gänszler and Winfried Stute. Empirical processes: a survey of results for independent and identically distributed random variables. *The Annals of Probability*, pages 193–243, 1979.
- Aditya Gopalan, LA Prashanth, Michael Fu, and Steve Marcus. Weighted bandits or: How bandits learn distorted values that are not expected. In *Proceedings of the AAAI Conference on Artificial Intelligence*, volume 31, 2017.

- Jinyong Hahn. On the role of the propensity score in efficient semiparametric estimation of average treatment effects. *Econometrica*, pages 315–331, 1998.
- James Heckman, Hidehiko Ichimura, Jeffrey Smith, and Petra Todd. Characterizing selection bias using experimental data. *Econometrica*, pages 1017–1098, 1998.
- Keisuke Hirano, Guido W Imbens, and Geert Ridder. Efficient estimation of average treatment effects using the estimated propensity score. *Econometrica*, 71(4):1161–1189, 2003.
- Daniel G Horvitz and Donovan J Thompson. A generalization of sampling without replacement from a finite universe. *Journal of the American statistical Association*, 47(260):663–685, 1952.
- Nan Jiang and Lihong Li. Doubly robust off-policy value evaluation for reinforcement learning. In *International Conference on Machine Learning*, pages 652–661. PMLR, 2016.
- Elyès Jouini, Walter Schachermayer, and Nizar Touzi. Law invariant risk measures have the fatou property. In *Advances in mathematical economics*, pages 49–71. Springer, 2006.
- Anmol Kagrecha, Jayakrishnan Nair, and Krishna Jagannathan. Distribution oblivious, risk-aware algorithms for multi-armed bandits with unbounded rewards. *arXiv preprint arXiv:1906.00569*, 2019.
- Ramtin Keramati, Christoph Dann, Alex Tamkin, and Emma Brunskill. Being optimistic to be conservative: Quickly learning a cvar policy. In *Proceedings of the AAAI Conference on Artificial Intelligence*, volume 34, pages 4436–4443, 2020.
- Justin Khim, Liu Leqi, Adarsh Prasad, and Pradeep Ravikumar. Uniform convergence of rank-weighted learning. In *International Conference on Machine Learning*, pages 5254–5263. PMLR, 2020.
- Pavlo A Krokmal. Higher moment coherent risk measures. 2007.
- Shigeo Kusuoka. On law invariant coherent risk measures. In *Advances in mathematical economics*, pages 83–95. Springer, 2001.
- Jaeho Lee, Sejun Park, and Jinwoo Shin. Learning bounds for risk-sensitive learning. *arXiv preprint arXiv:2006.08138*, 2020.
- Liu Leqi, Adarsh Prasad, and Pradeep Ravikumar. On human-aligned risk minimization. In *Advances in Neural Information Processing Systems*, 2019.
- Lihong Li, Wei Chu, John Langford, and Robert E Schapire. A contextual-bandit approach to personalized news article recommendation. In *Proceedings of the 19th international conference on World wide web*, pages 661–670, 2010.
- Lihong Li, Rémi Munos, and Csaba Szepesvári. Toward minimax off-policy value estimation. In *Artificial Intelligence and Statistics*, pages 608–616. PMLR, 2015.
- Shie Mannor and John Tsitsiklis. Mean-variance optimization in markov decision processes. *arXiv preprint arXiv:1104.5601*, 2011.

- Pascal Massart. The tight constant in the dvoretzky-kiefer-wolfowitz inequality. *The annals of Probability*, pages 1269–1283, 1990.
- Rémi Munos. From bandits to monte-carlo tree search: The optimistic principle applied to optimization and planning. 2014.
- LA Prashanth, Cheng Jie, Michael Fu, Steve Marcus, and Csaba Szepesvári. Cumulative prospect theory meets reinforcement learning: Prediction and control. In *International Conference on Machine Learning*, pages 1406–1415. PMLR, 2016.
- LA Prashanth, Krishna Jagannathan, and Ravi Kolla. Concentration bounds for cvar estimation: The cases of light-tailed and heavy-tailed distributions. In *International Conference on Machine Learning*, pages 5577–5586. PMLR, 2020.
- James M Robins and Andrea Rotnitzky. Semiparametric efficiency in multivariate regression models with missing data. *Journal of the American Statistical Association*, 90(429):122–129, 1995.
- R Tyrrell Rockafellar, Stanislav Uryasev, et al. Optimization of conditional value-at-risk. *Journal of risk*, 2:21–42, 2000.
- Amir Sani, Alessandro Lazaric, and Rémi Munos. Risk-aversion in multi-armed bandits. *arXiv preprint arXiv:1301.1936*, 2013.
- Ekaterina N Sereda, Efim M Bronshtein, Svetozar T Rachev, Frank J Fabozzi, Wei Sun, and Stoyan V Stoyanov. Distortion risk measures in portfolio optimization. In *Handbook of portfolio construction*, pages 649–673. Springer, 2010.
- Alexander Shapiro, Darinka Dentcheva, and Andrzej Ruszczyński. *Lectures on stochastic programming: modeling and theory*. SIAM, 2014.
- William F Sharpe. Mutual fund performance. *The Journal of business*, 39(1):119–138, 1966.
- PW Smith and JJ Swetits. Best approximation by monotone functions. *Journal of approximation theory*, 49(4):398–403, 1987.
- Tasuku Soma and Yuichi Yoshida. Statistical learning with conditional value at risk. *arXiv preprint arXiv:2002.05826*, 2020.
- Aviv Tamar, Yinlam Chow, Mohammad Ghavamzadeh, and Shie Mannor. Policy gradient for coherent risk measures. In *Proceedings of the 28th International Conference on Neural Information Processing Systems-Volume 1*, pages 1468–1476, 2015.
- Aviv Tamar, Dotan Di Castro, and Shie Mannor. Learning the variance of the reward-to-go. *The Journal of Machine Learning Research*, 17(1):361–396, 2016.
- Alex Tamkin, Ramtin Keramati, Christoph Dann, and Emma Brunskill. Distributionally-aware exploration for cvar bandits. In *NeurIPS 2019 Workshop on Safety and Robustness on Decision Making*, 2019.
- Ambuj Tewari and Susan A Murphy. From ads to interventions: Contextual bandits in mobile health. In *Mobile Health*, pages 495–517. Springer, 2017.

- Philip Thomas and Emma Brunskill. Data-efficient off-policy policy evaluation for reinforcement learning. In *International Conference on Machine Learning*, pages 2139–2148. PMLR, 2016.
- Philip Thomas and Erik Learned-Miller. Concentration inequalities for conditional value at risk. In *International Conference on Machine Learning*, pages 6225–6233. PMLR, 2019.
- Philip Thomas, Georgios Theodorou, and Mohammad Ghavamzadeh. High-confidence off-policy evaluation. In *Proceedings of the AAAI Conference on Artificial Intelligence*, volume 29, 2015.
- Léonard Torossian, Aurélien Garivier, and Victor Picheny. \mathcal{X} -armed bandits: Optimizing quantiles, cvar and other risks. In *Asian Conference on Machine Learning*, pages 252–267. PMLR, 2019.
- Sattar Vakili and Qing Zhao. Mean-variance and value at risk in multi-armed bandit problems. In *2015 53rd Annual Allerton Conference on Communication, Control, and Computing (Allerton)*, pages 1330–1335. IEEE, 2015.
- Vladimir Vapnik. *Estimation of dependences based on empirical data*. Springer Science & Business Media, 2006.
- Shaun Wang. Premium calculation by transforming the layer premium density. *ASTIN Bulletin: The Journal of the IAA*, 26(1):71–92, 1996.
- Shaun S Wang, Virginia R Young, and Harry H Panjer. Axiomatic characterization of insurance prices. *Insurance: Mathematics and economics*, 21(2):173–183, 1997.
- Yu-Xiang Wang, Alekh Agarwal, and Miroslav Dudík. Optimal and adaptive off-policy evaluation in contextual bandits. In *International Conference on Machine Learning*, pages 3589–3597. PMLR, 2017.
- Julia L Wirch and Mary R Hardy. Distortion risk measures: Coherence and stochastic dominance. In *International congress on insurance: Mathematics and economics*, pages 15–17, 2001.
- Alexander Zimin, Rasmus Ibsen-Jensen, and Krishnendu Chatterjee. Generalized risk-aversion in stochastic multi-armed bandits. *arXiv preprint arXiv:1405.0833*, 2014.

Part I

Appendix

Table of Contents

A	Proofs for Risk Functionals (Section 4)	27
B	Proofs for Importance Sampling Estimators (Section 5)	29
B.1	Proof: Bias and Variance of IS CDF Estimate	29
B.2	Proof: Error Bound of IS CDF Estimate	29
B.3	Proof: Error of L -Lipschitz Risk Functional Estimation	34
C	Proofs for Doubly Robust Estimators (Section 6)	36
C.1	Proof: Bias and Variance of DR CDF Estimate	36
C.2	Proof: Error Bound of DR CDF Estimate	36
C.3	Proof: Error of L -Lipschitz Risk Estimation Using Side Information	42
D	Risk Estimation with Unknown Behavioral Policy	49
D.1	Bias and Variance	49
D.2	CDF and Risk Estimate Error Bounds	52

A Proofs for Risk Functionals (Section 4)

Proof of Lemma 4.1.

$$\begin{aligned}
|\rho(F_Z) - \rho(F_{Z'})| &= \left| \int_0^D g(1 - F_Z(t)) - g(1 - F_{Z'}(t)) dt \right| \\
&\leq \int_0^D |g(1 - F_Z(t)) - g(1 - F_{Z'}(t))| dt \\
&\leq \int_0^D \frac{L}{D} |F_{Z'}(t) - F_Z(t)| dt \\
&\leq L \max_t |F_Z(t) - F_{Z'}(t)|,
\end{aligned}$$

where the second to last step uses the L/D -Lipschitzness of ρ . \square

Proof of Lemma 4.2. Using the definition of the CDF, note that on the bounded support of $[0, D]$ the CPT functional can be rewritten as

$$\rho(F_Z) = \int_0^D g^+(\mathbb{P}_Z(u^+(Z) > t)) dt - \int_0^D g^-(\mathbb{P}_Z(u^-(Z) > t)) dt.$$

Then,

$$\begin{aligned}
|\rho(Z) - \rho(Z')| &= \left| \int_0^D g^+(\mathbb{P}_Z(u^+(Z) > t)) dt - \int_0^D g^-(\mathbb{P}_Z(u^-(Z) > t)) dt \right. \\
&\quad \left. - \int_0^D g^+(\mathbb{P}_{Z'}(u^+(Z') > t)) dt - \int_0^D g^-(\mathbb{P}_{Z'}(u^-(Z') > t)) dt \right| \\
&\leq \left| \int_0^D g^+(\mathbb{P}_Z(u^+(Z) > t)) dt - \int_0^D g^+(\mathbb{P}_{Z'}(u^+(Z') > t)) dt \right| \\
&\quad + \left| \int_0^D g^-(\mathbb{P}_Z(u^-(Z) > t)) dt - \int_0^D g^-(\mathbb{P}_{Z'}(u^-(Z') > t)) dt \right| \\
&\leq \frac{L}{D} \int_0^D |\mathbb{P}_Z(u^+(Z) > t) - \mathbb{P}_{Z'}(u^+(Z') > t)| dt \\
&\quad + \frac{L}{D} \int_0^D |\mathbb{P}_Z(u^-(Z) > t) - \mathbb{P}_{Z'}(u^-(Z') > t)| dt \\
&\leq \frac{L}{D} \int_0^D |\mathbb{P}_Z(Z > t) - \mathbb{P}_{Z'}(Z' > t)| dt \\
&\quad + \frac{L}{D} \int_0^D |\mathbb{P}_Z(Z > t) - \mathbb{P}_{Z'}(Z' > t)| dt \\
&= 2 \frac{L}{D} \int_0^D |F_{Z'}(t) - F_Z(t)| dt \\
&\leq 2L \max_t |F_Z(t) - F_{Z'}(t)|
\end{aligned}$$

\square

Proof of Lemma 4.3. For the variance of any random variable Z with bounded support $[0, D]$, we have

$$\mathbb{V}(Z) = \mathbb{E}(Z^2) - \mathbb{E}(Z)^2.$$

Note that by the definition of expectation,

$$\mathbb{E}(Z^2) = \int_{t^2=0}^{D^2} 1 - F_{Z^2}(t^2) dt^2$$

Then using $dt^2 = 2t dt$ and the fact that $\mathbb{P}(Z^2 \geq t^2) = \mathbb{P}(Z \geq t)$ since t is nonnegative, with this change of variables we have

$$\mathbb{E}(Z^2) = 2 \int_{t=0}^D t (1 - F_Z(t)) dt.$$

This gives us the following expression for variance:

$$\mathbb{V}(Z) = 2 \int_0^D t(1 - F_Z(t)) dt - \left(\int_0^D (1 - F_Z(t)) dt \right)^2$$

Next, consider a pair of random variables Z and Z' with F_Z and $F_{Z'}$ as their CDF respectively. Therefore,

$$\begin{aligned} |\mathbb{V}(Z) - \mathbb{V}(Z')| &\leq \left| 2 \int_0^D t(F_Z(t) - F_{Z'}(t)) dt \right| + \left| \left(\int_0^D (1 - F_Z(t)) dt \right)^2 - \left(\int_0^D (1 - F_{Z'}(t)) dt \right)^2 \right| \\ &\leq D^2 \|F_Z(t) - F_{Z'}(t)\|_\infty + \left| \int_0^D (F_Z(t) - F_{Z'}(t)) dt \right| \left| \int_0^D (1 - F_Z(t)) dt + \int_0^D (1 - F_{Z'}(t)) dt \right| \\ &\leq D^2 \|F_Z(t) - F_{Z'}(t)\|_\infty + 2D \left| \int_0^D (F_Z(t) - F_{Z'}(t)) dt \right| \\ &\leq D^2 \|F_Z(t) - F_{Z'}(t)\|_\infty + 2D^2 \|F_Z(t) - F_{Z'}(t)\|_\infty \\ &= 3D^2 \|F_Z - F_{Z'}\|_\infty \end{aligned}$$

□

Proof of Lemma 4.4. The proof of this lemma follows directly from the definition of Lipschitzness:

$$\begin{aligned} \left| \sum_{k=1}^K \lambda_k \rho_k(Z) - \sum_{k=1}^K \lambda_k \rho_k(Z') \right| &\leq \sum_{k=1}^K \lambda_k |\rho_k(Z) - \rho_k(Z')| \\ &\leq \|F_Z - F_{Z'}\|_\infty \sum_{k=1}^K \lambda_k L_k. \end{aligned}$$

□

B Proofs for Importance Sampling Estimators (Section 5)

B.1 Proof: Bias and Variance of IS CDF Estimate

Proof of Lemma 5.1. We take the expectation of the IS estimator (2) with respect to \mathbb{P}_β . Then for any $t \in \mathbb{R}$,

$$\begin{aligned}\mathbb{E}_{\mathbb{P}_\beta}[\widehat{F}_{\text{IS}}(t)] &= \mathbb{E}_{\mathbb{P}_\beta} \left[\frac{1}{n} \sum_{i=1}^n w(A_i, X_i) \mathbb{1}_{\{R_i \leq t\}} \right] \\ &= \mathbb{E}_{\mathbb{P}_\beta} \left[\mathbb{E}_{\mathbb{P}_\beta} \left[\frac{\pi(A|X)}{\beta(A|X)} \mathbb{E}_{\mathbb{P}_\beta} [\mathbb{1}_{\{R \leq t\}} | X, A] \right] \right] \\ &= \mathbb{E}_{\mathbb{P}} [w(A, X) \mathbb{1}_{\{R \leq t\}}] \\ &= F(t).\end{aligned}$$

Recall that $G(t; X, A) = \mathbb{E}[\mathbb{1}_{\{R \leq t\}} | X, A]$. The variance of the IS estimator is derived using:

$$\begin{aligned}\mathbb{V}_{\mathbb{P}_\beta} [\widehat{F}_{\text{IS}}(t)] &= \frac{1}{n} \mathbb{V}_{\mathbb{P}_\beta} [w(A, X) \mathbb{1}_{\{R \leq t\}}] \\ &= \frac{1}{n} \mathbb{E}_{\mathbb{P}_\beta} [w(A, X)^2 \mathbb{V}_{\mathbb{P}_\beta} [\mathbb{1}_{\{R \leq t\}} | A, X]] + \frac{1}{n} \mathbb{V}_{\mathbb{P}_\beta} [w(A, X) \mathbb{E}_{\mathbb{P}_\beta} [\mathbb{1}_{\{R \leq t\}} | A, X]] \\ &= \frac{1}{n} \mathbb{E}_{\mathbb{P}_\beta} [w(A, X)^2 \sigma^2(t; X, A)] + \frac{1}{n} \mathbb{V}_{\mathbb{P}_\beta} [w(A, X) G(t; X, A)] \\ &= \frac{1}{n} \mathbb{E}_{\mathbb{P}_\beta} [w(A, X)^2 \sigma^2(t; X, A)] + \frac{1}{n} \mathbb{V}_{\mathbb{P}_\beta} [\mathbb{E}_{\mathbb{P}_\beta} [w(A, X) G(t; X, A) | X]] \\ &\quad + \frac{1}{n} \mathbb{E}_{\mathbb{P}_\beta} [\mathbb{V}_{\mathbb{P}_\beta} [w(A, X) G(t; X, A) | X]]\end{aligned}$$

where the second equality uses the law of total variance conditioned on actions A and contexts X , and the third equality uses the definitions of σ^2 and G . The last equality is another application of the law of total variance conditioning on the context X . □

B.2 Proof: Error Bound of IS CDF Estimate

Proof Theorem 5.1. Define the following function class:

$$\mathbb{F}(n) := \left\{ f(r) := \varrho \frac{1}{n} \mathbb{1}_{\{r \leq t\}} : \forall t \in \mathbb{R}; \forall r \in \mathbb{Q}, \varrho \in \{-1, +1\} \right\}$$

Note that this is a countable set. Using this definition, we have

$$\sup_{t \in \mathbb{R}} \left| \widehat{F}_{\text{IS}}(t) - F(t) \right| = \sup_{f \in \mathbb{F}(n)} \left| \left(\sum_{i=1}^n (w(A_i, X_i) f(R_i) - \mathbb{E}_{\mathbb{P}_\beta} [w(A_i, X_i) f(R_i)]) \right) \right|$$

Using this equality, for $\lambda > 0$, we have:

$$\mathbb{E}_{\mathbb{P}_\beta} \left[\exp \left(\lambda \sup_{t \in \mathbb{R}} \left| \widehat{F}_{\text{IS}}(t) - F(t) \right| \right) \right]$$

$$\begin{aligned}
&= \mathbb{E}_{\mathbb{P}_\beta} \left[\exp \left(\lambda \sup_{f \in \mathbb{F}(n)} \left| \left(\sum_i^n (w(A_i, X_i) f(R_i) - \mathbb{E}_{\mathbb{P}_\beta} [w(A_i, X_i) f(R_i)]) \right) \right| \right) \right] \\
&= \mathbb{E}_{\mathbb{P}_\beta} \left[\exp \left(\lambda \sup_{f \in \mathbb{F}(n)} \left| \left(\mathbb{E}_{\mathbb{P}_\beta} \left[\sum_i^n (w(A_i, X_i) f(R_i) - w(X'_i, A'_i) f(R'_i)) \mid \{X_i, A_i, R_i\}_i^n \right] \right) \right| \right) \right] \\
&\leq \mathbb{E}_{\mathbb{P}_\beta} \left[\exp \left(\lambda \sup_{f \in \mathbb{F}(n)} \left| \mathbb{E}_{\mathbb{P}_\beta} \left[\left(\sum_i^n (w(A_i, X_i) f(R_i) - w(X'_i, A'_i) f(R'_i)) \mid \{X_i, A_i, R_i\}_i^n \right) \right] \right| \right) \right] \\
&\leq \mathbb{E}_{\mathbb{P}_\beta} \left[\exp \left(\lambda \mathbb{E}_{\mathbb{P}_\beta} \left[\sup_{f \in \mathbb{F}(n)} \left| \left(\sum_i^n (w(A_i, X_i) f(R_i) - w(X'_i, A'_i) f(R'_i)) \mid \{X_i, A_i, R_i\}_i^n \right) \right| \right] \right) \right] \\
&\leq \mathbb{E}_{\mathbb{P}_\beta} \left[\exp \left(\lambda \sup_{f \in \mathbb{F}(n)} \left| \left(\sum_i^n (w(A_i, X_i) f(R_i) - w(X'_i, A'_i) f(R'_i)) \right) \right| \right) \right] \\
&= \mathbb{E}_{\mathbb{P}_\beta, \mathfrak{R}} \left[\exp \left(\lambda \sup_{f \in \mathbb{F}(n)} \left| \left(\sum_i^n \xi_i (w(A_i, X_i) f(R_i) - w(X'_i, A'_i) f(R'_i)) \right) \right| \right) \right] \\
&\leq \mathbb{E}_{\mathbb{P}_\beta, \mathfrak{R}} \left[\exp \left(2\lambda \sup_{f \in \mathbb{F}(n)} \left| \left(\sum_i^n \xi_i w(A_i, X_i) f(R_i) \right) \right| \right) \right] \\
&= \mathbb{E}_{\mathbb{P}_\beta, \mathfrak{R}} \left[\sup_{f \in \mathbb{F}(n)} \exp \left(2\lambda \left| \left(\sum_i^n \xi_i w(A_i, X_i) f(R_i) \right) \right| \right) \right]
\end{aligned}$$

with \mathfrak{R} a Rademacher measure on a set of Rademacher random variable $\{\xi_i\}$ a Rademacher random variable.

Next, permute the indices i such that $R_1 \leq \dots R_i \dots \leq R_n$. Consider a function $f(r) = \frac{1}{n} \varrho \mathbb{1}_{\{r \leq t\}}$. For such a function, $\sum_i^n \xi_i w(A_i, X_i) f(R_i)$ is equal to

- 0 if $t < \min_i \{R_i\}_i^n$,
- $\frac{1}{n} \varrho \sum_i^j w(A_i, X_i) \xi_i$ when $R_j \leq t < R_{j+1}$ for a $j \in \{1, \dots, n-1\}$,
- $\frac{1}{n} \varrho \sum_i^n w(A_i, X_i) \xi_i$ otherwise.

Then,

$$\begin{aligned}
&\sup_{f \in \mathbb{F}(n)} \exp \left(2\lambda \left| \left(\sum_i^n \xi_i w(A_i, X_i) f(R_i) \right) \right| \right) \\
&= \max_{\varrho, j} \exp \left(\frac{2\lambda}{n} \varrho \sum_i^j w(A_i, X_i) \xi_i \right) \\
&= \max_j \left(\exp \left(\frac{2\lambda}{n} \sum_i^j w(A_i, X_i) \xi_i \right) \mathbb{1}_{\{\sum_i^j w(A_i, X_i) \xi_i \geq 0\}} \right. \\
&\quad \left. + \exp \left(-\frac{2\lambda}{n} \sum_i^j w(A_i, X_i) \xi_i \right) \mathbb{1}_{\{\sum_i^j w(A_i, X_i) \xi_i < 0\}} \right)
\end{aligned}$$

$$\begin{aligned}
&= \max_j \left(\exp \left(\frac{2\lambda}{n} \sum_i^j w(A_i, X_i) \xi_i \right) \mathbb{1}_{\{\sum_i^j w(A_i, X_i) \xi_i \geq 0\}} \right) \\
&\quad + \max_j \left(\exp \left(-\frac{2\lambda}{n} \sum_i^j w(A_i, X_i) \xi_i \right) \mathbb{1}_{\{\sum_i^j w(A_i, X_i) \xi_i < 0\}} \right)
\end{aligned}$$

Which gives us the inequality

$$\mathbb{E}_{\mathbb{P}_\beta} \left[\exp \left(\lambda \sup_{t \in \mathbb{R}} \left| \widehat{F}_{\text{IS}}(t) - F(t) \right| \right) \right] \leq 2 \mathbb{E}_{\mathbb{P}_\beta, \mathfrak{R}} \left[\max_j \exp \left(\frac{2\lambda}{n} \sum_i^j w(A_i, X_i) \xi_i \right) \mathbb{1}_{\{\sum_i^j w(A_i, X_i) \xi_i \geq 0\}} \right] \quad (12)$$

Now we are left to bound the right hand side of (12). Using Lemma B.1, for the right hand side of the (12) we have,

$$\begin{aligned}
&\mathbb{E}_{\mathbb{P}_\beta, \mathfrak{R}} \left[\exp \left(\frac{2\lambda}{n} \max_j \sum_i^j w(A_i, X_i) \xi_i \right) \mathbb{1}_{\{\max_j \sum_i^j w(A_i, X_i) \xi_i \geq 0\}} \right] \\
&= \mathbb{P}_\beta \{ \max_j \frac{2\lambda}{n} \sum_i^j w(A_i, X_i) \xi_i \geq 0 \} \\
&\quad + \lambda \int_0^\infty \exp(\lambda t) \mathbb{P} \{ \max_j \frac{2\lambda}{n} \sum_i^j w(A_i, X_i) \xi_i \geq t \} dt \\
&\leq \mathbb{P}_\beta \{ \max_j \frac{2\lambda}{n} \sum_i^j w(A_i, X_i) \xi_i \geq 0 \} \\
&\quad + 2\lambda \int_0^\infty \exp(\lambda t) \mathbb{P} \{ \frac{2\lambda}{n} \sum_i w(A_i, X_i) \xi_i \geq t \} dt \quad (13)
\end{aligned}$$

Note that similarly we have,

$$\begin{aligned}
&\mathbb{E}_{\mathbb{P}_\beta, \mathfrak{R}} \left[\exp \left(\frac{2\lambda}{n} \sum_i w(A_i, X_i) \xi_i \right) \mathbb{1}_{\{\sum_i w(A_i, X_i) \xi_i \geq 0\}} \right] \\
&= \mathbb{P}_\beta \{ \frac{2\lambda}{n} \sum_i w(A_i, X_i) \xi_i \geq 0 \} + \lambda \int_0^\infty \exp(\lambda t) \mathbb{P} \{ \frac{2\lambda}{n} \sum_i w(A_i, X_i) \xi_i \geq t \} dt \quad (14)
\end{aligned}$$

Putting these two statements, i.e., (13), and (14) together, and applying the result of Lemma B.2, we have,

$$\mathbb{E}_{\mathbb{P}_\beta, \mathfrak{R}} \left[\exp \left(\max_j \frac{2\lambda}{n} \sum_i^j w(A_i, X_i) \xi_i \right) \mathbb{1}_{\{\sum_i^j w(A_i, X_i) \xi_i \geq 0\}} \right]$$

$$\begin{aligned}
&\leq \mathbb{P}_\beta \left\{ \max_j \frac{2\lambda}{n} \sum_i^j w(A_i, X_i) \xi_i \geq 0 \right\} \\
&\quad + 2\mathbb{E}_{\mathbb{P}_\beta, \mathfrak{R}} \left[\exp \left(\frac{2\lambda}{n} \sum_i w(A_i, X_i) \xi_i \right) \mathbb{1}_{\{\sum_i w(A_i, X_i) \xi_i \geq 0\}} \right] \\
&\quad - 2\mathbb{P}_\beta \left\{ \frac{2\lambda}{n} \sum_i w(A_i, X_i) \xi_i \geq 0 \right\} \\
&\leq 2\mathbb{E}_{\mathbb{P}_\beta, \mathfrak{R}} \left[\exp \left(\frac{2\lambda}{n} \sum_i w(A_i, X_i) \xi_i \right) \mathbb{1}_{\{\sum_i w(A_i, X_i) \xi_i \geq 0\}} \right] \\
&\leq 2\mathbb{E}_{\mathbb{P}_\beta, \mathfrak{R}} \left[\exp \left(\frac{2\lambda}{n} \sum_i w(A_i, X_i) \xi_i \right) \right]
\end{aligned}$$

Note that $\frac{2}{n}w(A_i, X_i)\xi_i$ is a mean zero random variable with values in $[-\frac{2}{n}w_{\max}, \frac{2}{n}w_{\max}]$. Therefore, it is a sub-Gaussian random variable with sub-Gaussian constant as $(\frac{2}{n})^2 w_{\max}^2$. Using this, we have, $\frac{2}{n} \sum_i w(A_i, X_i) \xi_i$ is $\frac{4}{n}w_{\max}^2$ sub-Gaussian random variable. Therefore, we have,

$$\begin{aligned}
\mathbb{E}_{\mathbb{P}_\beta, \mathfrak{R}} \left[\exp \left(\max_j \frac{2\lambda}{n} \sum_i^j w(A_i, X_i) \xi_i \right) \mathbb{1}_{\{\sum_i^j w(A_i, X_i) \xi_i \geq 0\}} \right] &\leq 2\mathbb{E}_{\mathbb{P}_\beta, \mathfrak{R}} \left[\exp \left(\frac{2\lambda}{n} \sum_i w(A_i, X_i) \xi_i \right) \right] \\
&\leq 2 \exp \left(\lambda^2 \frac{2}{n} w_{\max}^2 \right)
\end{aligned}$$

Putting this with the (12), we have

$$\begin{aligned}
\mathbb{E}_{\mathbb{P}_\beta} \left[\exp \left(\lambda \sup_{t \in \mathbb{R}} \left| \widehat{F}_{\text{IS}}(t) - F(t) \right| \right) \right] &\leq 2\mathbb{E}_{\mathbb{P}_\beta, \mathfrak{R}} \left[\exp \left(\max_j \frac{2\lambda}{n} \sum_i^j w(A_i, X_i) \xi_i \right) \mathbb{1}_{\{\sum_i^j w(A_i, X_i) \xi_i \geq 0\}} \right] \\
&\leq 4 \exp \left(\lambda^2 \frac{2}{n} w_{\max}^2 \right)
\end{aligned}$$

Using Markov inequality we have

$$\begin{aligned}
\mathbb{P}_\beta \left(\sup_{t \in \mathbb{R}} \left| \widehat{F}_{\text{IS}}(t) - F(t) \right| \geq \epsilon \right) &= \mathbb{P}_\beta \left(\exp \left(\lambda \sup_{t \in \mathbb{R}} \left| \widehat{F}_{\text{IS}}(t) - F(t) \right| \right) \geq \exp(\lambda\epsilon) \right) \\
&\leq 4 \exp \left(\lambda^2 \frac{2}{n} w_{\max}^2 \right) \exp(-\lambda\epsilon) \\
&= 4 \exp \left(\lambda^2 \frac{2}{n} w_{\max}^2 - \lambda\epsilon \right)
\end{aligned}$$

This holds for any choice of $\lambda > 0$, resulting in

$$\mathbb{P}_\beta \left(\sup_{t \in \mathbb{R}} \left| \widehat{F}_{\text{IS}}(t) - F(t) \right| \geq \epsilon \right) \leq \inf_{\lambda > 0} 4 \exp \left(\lambda^2 \frac{2}{n} w_{\max}^2 - \lambda \epsilon \right) = 4 \exp \left(\frac{-n\epsilon^2}{8w_{\max}^2} \right)$$

Using this, we have

$$\mathbb{P}_\beta \left(\sup_{t \in \mathbb{R}} \left| \widehat{F}_{\text{IS}}(t) - F(t) \right| \leq \sqrt{\frac{8w_{\max}^2}{n} \log \left(\frac{4}{\delta} \right)} \right) \geq 1 - \delta.$$

Bernstein style: To bound this $\mathbb{E}_{\mathbb{P}_\beta, \mathfrak{R}} \left[\exp \left(\frac{2\lambda}{n} \sum_i w(A_i, X_i) \xi_i \right) \right]$ now we use Bernstein's. As discussed, the random variable $w(A_i, X_i) \xi_i$ is in $[-w_{\max}, w_{\max}]$. However, if we look at its variance, we have $\mathbb{E}_{\mathbb{P}_\beta, \mathfrak{R}} [w(A_i, X_i)^2 \xi_i^2] = \mathbb{E}_{\mathbb{P}_\beta, \mathfrak{R}} [w(A_i, X_i)^2]$ which is the second order Rényi divergence $d(\mathbb{P} || \mathbb{P}_\beta)$. Therefore, for $0 < \lambda < \frac{n}{2w_{\max}}$, we have

$$\begin{aligned} \mathbb{E}_{\mathbb{P}_\beta, \mathfrak{R}} \left[\exp \left(\frac{2\lambda}{n} \sum_i w(A_i, X_i) \xi_i \right) \right] &= \prod_i \mathbb{E}_{\mathbb{P}_\beta, \mathfrak{R}} \left[\exp \left(\frac{2\lambda}{n} w(A_i, X_i) \xi_i \right) \right] \\ &\leq \prod_i \exp \left(\frac{\lambda^2 \frac{4d(\mathbb{P} || \mathbb{P}_\beta)}{n^2}}{2 \left(1 - \lambda \frac{2}{n} w_{\max} \right)} \right) \\ &= \exp \left(\frac{n \lambda^2 \frac{4d(\mathbb{P} || \mathbb{P}_\beta)}{n^2}}{2 \left(1 - \lambda \frac{2}{n} w_{\max} \right)} \right) \end{aligned}$$

Using the Markov inequality, we have,

$$\mathbb{P}_\beta \left(\sup_{t \in \mathbb{R}} \left| \widehat{F}_{\text{IS}}(t) - F(t) \right| \geq \epsilon \right) = 4 \exp \left(\frac{n \lambda^2 \frac{4d(\mathbb{P} || \mathbb{P}_\beta)}{n^2}}{2 \left(1 - \lambda \frac{2}{n} w_{\max} \right)} - \lambda \epsilon \right)$$

Setting $\lambda = \frac{\epsilon}{\frac{2w_{\max}\epsilon}{n} + n \frac{4d(\mathbb{P} || \mathbb{P}_\beta)}{n^2}}$, we have,

$$\begin{aligned} \mathbb{P}_\beta \left(\sup_{t \in \mathbb{R}} \left| \widehat{F}_{\text{IS}}(t) - F(t) \right| \geq \epsilon \right) &\leq 4 \exp \left(\frac{-\epsilon^2}{2 \left(\frac{2}{n} w_{\max} \epsilon + n \frac{4d(\mathbb{P} || \mathbb{P}_\beta)}{n^2} \right)} \right) \\ &= 4 \exp \left(\frac{-n\epsilon^2}{4w_{\max}\epsilon + 8d(\mathbb{P} || \mathbb{P}_\beta)} \right) \end{aligned}$$

which results in,

$$\mathbb{P}_\beta \left(\sup_{t \in \mathbb{R}} |\hat{F}_{\text{IS}}(t) - F(t)| \leq \frac{4w_{\max} \log(\frac{4}{\delta})}{n} + 2\sqrt{\frac{2d(\mathbb{P}||\mathbb{P}_\beta) \log(\frac{4}{\delta})}{n}} \right) \geq 1 - \delta.$$

Finally, we note that since $\sup_t |\hat{F}_{\text{IS-clip}}(t) - F(t)| \leq \sup_t |\hat{F}_{\text{IS}}(t) - F(t)|$, the above results for \hat{F}_{IS} also hold for $\hat{F}_{\text{IS-clip}}$. \square

B.3 Proof: Error of L -Lipschitz Risk Functional Estimation

Proof of Theorem 5.2. By the definition of L -Lipschitz risk functionals, for the CDFs F and \hat{F} ,

$$\begin{aligned} |\rho(\hat{F}) - \rho(F)| &\leq L \|\hat{F} - F\|_\infty \\ &\leq L\epsilon \end{aligned}$$

with probability at least $1 - \delta$, where the last line uses the fact that \hat{F} is ϵ -close to F with probability at least $1 - \delta$. \square

Proof of Corollary 5.1. Corollary 5.1 follows from Theorem 5.2 by using \hat{F}_{IS} for as the estimate \hat{F} . \square

Auxiliary Lemmas

Lemma B.1. *For any random variable X , with probability measure \mathbb{P} , we have*

$$\mathbb{E} [\exp(\lambda X) \mathbb{1}_{\{X \geq 0\}}] = \mathbb{P}\{X \geq 0\} + \lambda \int_0^\infty \exp(\lambda t) \mathbb{P}\{X \geq t\} dt.$$

Proof. for any random variable X , with probability measure \mathbb{P} , we have

$$\begin{aligned} \mathbb{E} [\exp(\lambda X) \mathbb{1}_{\{X \geq 0\}}] &= \mathbb{E} \left[\left(\exp(0) + \int_0^X \lambda \exp(\lambda t) dt \right) \mathbb{1}_{\{X \geq 0\}} \right] \\ &= \mathbb{E} [\mathbb{1}_{\{X \geq 0\}} \exp(0)] + \mathbb{E} \left[\mathbb{1}_{\{X \geq 0\}} \lambda \int_0^X \exp(\lambda t) \mathbb{1}_{\{X \geq 0\}} dt \right] \\ &= \mathbb{P}\{X \geq 0\} + \mathbb{E} \left[\lambda \int_0^X \exp(\lambda t) \mathbb{1}_{\{X \geq 0\}} dt \right] \\ &= \mathbb{P}\{X \geq 0\} + \lambda \int_0^\infty \exp(\lambda t) \mathbb{P}\{X \geq t\} dt. \end{aligned} \tag{15}$$

\square

Lemma B.2. *For $\gamma > 0$, we have,*

$$\mathbb{P}_\beta \left[\max_j \sum_i^j w(A_i, X_i) \xi_i \geq \gamma \right] \leq 2\mathbb{P}_\beta \left[\sum_i^n w(A_i, X_i) \xi_i \geq \gamma \right] \tag{16}$$

Proof. Consider events $E_j := \{\sum_i^j w(A_i, X_i)\xi_i \geq \gamma, \sum_i^l w(A_i, X_i)\xi_i < \gamma, \forall l < j\}$ with $E_0 := \emptyset$. Using these definitions, we have,

$$\{\max_j \sum_i^j w(A_i, X_i)\xi_i \geq \gamma\} \subset \bigcup_j E_j$$

Also,

$$\bigcup_j \left(E_j \cap \left\{ \sum_{i>j} w(A_i, X_i)\xi_i \geq 0 \right\} \right) \subset \left\{ \sum_i w(A_i, X_i)\xi_i \geq \gamma \right\}$$

Also note that

$$\mathbb{P}_\beta \left[\sum_{i>j} w(A_i, X_i)\xi_i \geq 0 \right] \geq \frac{1}{2}$$

since this quantity is mean zero and symmetric. Also note that the event $\sum_{i>j} w(A_i, X_i)\xi_i$ is independent of E_j .

Using these, we have,

$$\mathbb{P}_\beta \left[E_j \cap \left\{ \sum_{i>j} w(A_i, X_i)\xi_i \geq 0 \right\} \right] = \mathbb{P}_\beta [E_j] \mathbb{P}_\beta \left[\left\{ \sum_{i>j} w(A_i, X_i)\xi_i \geq 0 \right\} \right] \geq \frac{\mathbb{P}_\beta [E_j]}{2}$$

As a result we have,

$$\begin{aligned} \mathbb{P}_\beta \left[\sum_i w(A_i, X_i)\xi_i \geq \gamma \right] &\geq \mathbb{P}_\beta \left[\bigcup_j \left(E_j \cap \left\{ \sum_{i>j} w(A_i, X_i)\xi_i \geq 0 \right\} \right) \right] \\ &= \sum_j \mathbb{P}_\beta \left[E_j \cap \left\{ \sum_{i>j} w(A_i, X_i)\xi_i \geq 0 \right\} \right] \\ &\geq \sum_j \frac{\mathbb{P}_\beta [E_j]}{2} \\ &\geq \frac{\mathbb{P}_\beta \left[\left\{ \max_j \sum_i^j w(A_i, X_i)\xi_i \geq \gamma \right\} \right]}{2} \end{aligned}$$

which concludes the statement. □

C Proofs for Doubly Robust Estimators (Section 6)

C.1 Proof: Bias and Variance of DR CDF Estimate

Proof of Lemma 6.1. The expectation of the DR estimator (25) is as follows:

$$\begin{aligned}
\mathbb{E}_{\mathbb{P}_\beta} [\hat{F}_{\text{DR}}(t)] &= \mathbb{E}_{\mathbb{P}_\beta} [w(A, X) \mathbb{1}_{\{R \leq t\}}] + \mathbb{E}_{\mathbb{P}_\beta} [\bar{G}(t; X, \pi) - w(A, X) \bar{G}(t; X, A)] \\
&= F(t) + \mathbb{E}_{\mathbb{P}_\beta} [\bar{G}(t; X, \pi) - \mathbb{E}_{\mathbb{P}_\beta} [w(A, X) \bar{G}(t; X, A) | X]] \\
&= F(t) + \mathbb{E}_{\mathbb{P}_\beta} [\bar{G}(t; X, \pi) - \bar{G}(t; X, \pi)] \\
&= F(t).
\end{aligned}$$

Next, we derive the variance.

$$\begin{aligned}
\mathbb{V}_{\mathbb{P}_\beta} [\hat{F}_{\text{DR}}(t)] &= \frac{1}{n} \mathbb{V}_{\mathbb{P}_\beta} [w(A, X) (\mathbb{1}_{\{R \leq t\}} - \bar{G}(t; X, A)) + \bar{G}(t; X, \pi)] \\
&= \frac{1}{n} \mathbb{E}_{\mathbb{P}_\beta} [w(A, X)^2 \sigma^2(t; X, A)] \\
&\quad + \frac{1}{n} \mathbb{V}_{\mathbb{P}_\beta} [w(A, X) (G(t; X, A) - \bar{G}(t; X, A)) + \bar{G}(t; X, \pi)] \\
&= \frac{1}{n} \mathbb{E}_{\mathbb{P}_\beta} [w(A, X)^2 \sigma^2(t; X, A)] + \frac{1}{n} \mathbb{V}_{\mathbb{P}_\beta} [\mathbb{E}_{\mathbb{P}_\beta} [w(A, X) G(t; X, A) | X]] \\
&\quad + \frac{1}{n} \mathbb{E}_{\mathbb{P}_\beta} [\mathbb{V}_{\mathbb{P}_\beta} [w(A, X) (G(t; X, A) - \bar{G}(t; X, A)) | X]]
\end{aligned}$$

The first equality follows from applying the law of total variance, noting that the variance $\mathbb{V}_{\mathbb{P}_\beta} [\bar{G}(t; X, A) | X, A] = 0$, and using the definitions of G and σ^2 . The second equality again applies the law of total variance. \square

C.2 Proof: Error Bound of DR CDF Estimate

Proof of Theorem 6.1. Recall that the DR estimator $\hat{F}_{\text{DR}}(t)$ is defined as

$$\hat{F}_{\text{DR}}(t) = \frac{1}{n} \sum_{i=1}^n w(a_i, x_i) (\mathbb{1}_{\{r_i \leq t\}} - \bar{G}(t; x_i, a_i)) + \bar{G}(t; x_i, \pi)$$

where $\bar{G}(t; x, \pi) = \sum_a \pi(a|x) \bar{G}(t; x, a)$. We can decompose the error of the DR estimator as:

$$\begin{aligned}
&\mathbb{E}_{\mathbb{P}_\beta} \left[\sup_t |\hat{F}_{\text{DR}}(t) - F(t)| \right] \\
&= \mathbb{E}_{\mathbb{P}_\beta} \left[\sup_t \left| \left(\frac{1}{n} \sum_{i=1}^n w(A_i, X_i) (\mathbb{1}_{\{R_i \leq t\}} - \bar{G}(t; X_i, A_i)) + \bar{G}(t; X_i, \pi) \right) - F(t) \right| \right] \\
&\leq \mathbb{E}_{\mathbb{P}_\beta} \left[\sup_t \left(\left| \frac{1}{n} \sum_{i=1}^n w(A_i, X_i) \mathbb{1}_{\{R_i \leq t\}} - F(t) \right| + \left| \frac{1}{n} \sum_{i=1}^n \bar{G}(t; X_i, \pi) - w(A_i, X_i) \bar{G}(t; X_i, A_i) \right| \right) \right] \\
&\leq \mathbb{E}_{\mathbb{P}_\beta} \left[\sup_t \left| \frac{1}{n} \sum_{i=1}^n w(A_i, X_i) \mathbb{1}_{\{R_i \leq t\}} - F(t) \right| + \sup_t \left| \frac{1}{n} \sum_{i=1}^n \bar{G}(t; X_i, \pi) - w(A_i, X_i) \bar{G}(t; X_i, A_i) \right| \right].
\end{aligned}$$

We have already bounded the first term in Theorem 5.1, and Lemma C.1 bounds the second term. Then in total, we have

$$\mathbb{P}_\beta \left(\sup_t \left| \widehat{F}_{\text{DR}}(t) - F(t) \right| \geq \sqrt{\frac{8w_{\max}^2}{n} \log \left(\frac{4}{\delta} \right)} + \sqrt{\frac{32w_{\max}^2}{n} \log \frac{(2n)^{1/2}}{w_{\max}\delta}} \right) \leq 2\delta$$

Simplifying,

$$\mathbb{P}_\beta \left(\sup_t \left| \widehat{F}_{\text{DR}}(t) - F(t) \right| \geq \sqrt{\frac{72w_{\max}^2}{n} \log \left(\frac{4n^{1/2}}{\delta} \right)} \right) \leq 2\delta \quad (17)$$

which gives us our error bound for the DR estimator \widehat{F}_{DR} .

As mentioned previously, however, \widehat{F}_{DR} may not be monotone, and in practice we must use a monotone transformation of the estimator. Consider a monotone transformation \mathcal{M} of \widehat{F}_{DR} that is a simple accumulation function, e.g. $\forall t$,

$$\mathcal{M} \left(\widehat{F}_{\text{DR}}(t) \right) = \max_{t' \leq t} \widehat{F}_{\text{DR}}(t')$$

Now we want to bound the error between the monotonized estimate $\mathcal{M} \left(\widehat{F}_{\text{DR}}(t) \right)$ and F . Using our error bound in (17), let $\epsilon = \sqrt{\frac{72w_{\max}^2}{n} \log \left(\frac{8n^{1/2}}{\delta} \right)}$. Then with probability at least $1 - \delta$, for all $t \in \mathbb{R}$,

$$\max_t \left| \widehat{F}_{\text{DR}}(t) - F(t) \right| \leq \epsilon.$$

On this event, $\forall t$ there exists some $t' \leq t$ for which

$$\max_{t' \leq t} \widehat{F}_{\text{DR}}(t') - F(t) = \widehat{F}_{\text{DR}}(t') - F(t)$$

Using the fact that F is monotone thus $F(t') \leq F(t)$, when $\widehat{F}_{\text{DR}}(t') \geq F(t)$ we have

$$\widehat{F}_{\text{DR}}(t') - F(t) \leq \widehat{F}_{\text{DR}}(t') - F(t') \leq \epsilon$$

Similarly, when $\widehat{F}_{\text{DR}}(t') \leq F(t)$,

$$F(t) - \widehat{F}_{\text{DR}}(t') \leq F(t) - \widehat{F}_{\text{DR}}(t) \leq \epsilon$$

Putting these two inequalities together, we have

$$\max_t \left| \mathcal{M} \left(\widehat{F}_{\text{DR}} \right) (t) - F(t) \right| \leq \epsilon.$$

The theorem statement, which applies to the clipped monotone transformation, follows from the fact that

$$\max_t \left| \min \left\{ \mathcal{M} \left(\widehat{F}_{\text{DR}} \right) (t), 1 \right\} - F(t) \right| \leq \max_t \left| \mathcal{M} \left(\widehat{F}_{\text{DR}} \right) (t) - F(t) \right|.$$

□

Lemma C.1. Let $\bar{G}(t; x, a)$ be a valid conditional CDF for all $x \in \mathcal{X}, a \in \mathcal{A}$, and let $w : \mathcal{A} \times \mathcal{X} \rightarrow \mathbb{R}$ be the importance sampling weights. Then for $\delta \in (0, 1]$,

$$\mathbb{P}_\beta \left(\sup_t \left| \frac{1}{n} \sum_{i=1}^n \bar{G}(t; X_i, \pi) - \frac{1}{n} \sum_{i=1}^n w(A_i, X_i) \bar{G}(t; X_i, A_i) \right| \geq \sqrt{\frac{32w_{max}^2 \log \frac{(2n)^{1/2}}{w_{max}\delta}}{n}} \right) \leq \delta.$$

where $\bar{G}(t; x, \pi) = \mathbb{E}_\mathbb{P}[\bar{G}(t; x, A)|x]$.

Proof. Since \bar{G} is a valid CDF, we apply Lemma C.2 to \bar{G} . Consider a function of the form

$$\bar{\zeta}(t; s^1, \dots, s^m) = \frac{1}{m} \sum_{j=1}^m \mathbb{1}_{\{s^j \leq t\}}$$

The function $\bar{\zeta}$ can be seen as a stepwise CDF function, where each step is $1/m$ and occurs at points $\{s^j\}_{j=1}^m$.

Lemma C.2 approximates \bar{G} using such $1/m$ -stepwise CDFs. For each context x and action a , let $s_{x,a}^1, \dots, s_{x,a}^m \in \mathbb{Q}^m$ be the points chosen according to the deterministic procedure in Lemma C.2, such that the following inequality holds:

$$\sup_t |\bar{G}(t; x, a) - \bar{\zeta}(t; \{s_{x,a}^j\}_{j=1}^m)| \leq \frac{1}{2m}. \quad (18)$$

Next, consider the class of functions

$$\mathcal{G}(m) := \left\{ \zeta(s^1, \dots, s^m) := \frac{1}{m} \varrho \sum_{j=1}^m \mathbb{1}_{\{s^j \leq t\}} : \forall t \in \mathbb{R}, \varrho \in \{-1, +1\}; \{s^j\}_{j=1}^m \in \mathbb{Q}^m \right\}$$

Note that, $\bar{\zeta}$ is a subset of the function class $\mathcal{G}(m)$, e.g. $\bar{\zeta}(t; \{s_{x,a}^j\}_{j=1}^m) \in \mathcal{G}(m)$.

Then our problem becomes

$$\begin{aligned} & \sup_t \left| \frac{1}{n} \sum_{i=1}^n w(A_i, X_i) \bar{G}(t; X_i, A_i) - \frac{1}{n} \sum_{i=1}^n \bar{G}(t; X_i, \pi) \right| \\ &= \sup_t \left| \frac{1}{n} \sum_{i=1}^n w(A_i, X_i) \bar{G}(t; X_i, A_i) - \frac{1}{n} \sum_{i=1}^n \mathbb{E}_\mathbb{P} [\bar{G}(t; X_i, A)|X_i] \right| \\ &= \sup_t \left| \frac{1}{n} \sum_{i=1}^n w(A_i, X_i) \bar{G}(t; X_i, A_i) - \frac{1}{n} \sum_{i=1}^n \mathbb{E}_{\mathbb{P}_\beta} [w(X_i, A) \bar{G}(t; X_i, A)|X_i] \right| \\ &\leq \sup_t \left| \frac{1}{n} \sum_{i=1}^n w(A_i, X_i) \bar{\zeta}(t; \{s_{X_i, A_i}^j\}_{j=1}^m) - \frac{1}{n} \sum_{i=1}^n \mathbb{E}_{\mathbb{P}_\beta} [w(A, X_i) \bar{\zeta}(t; \{s_{X_i, A}^j\}_{j=1}^m) | X_i] \right| + \frac{1}{m} \\ &\leq \sup_{\zeta \in \mathcal{G}(m)} \left| \frac{1}{n} \sum_{i=1}^n w(A_i, X_i) \zeta(\{s_{X_i, A_i}^j\}_{j=1}^m) - \frac{1}{n} \sum_{i=1}^n \mathbb{E}_{\mathbb{P}_\beta} [w(A, X_i) \zeta(\{s_{X_i, A}^j\}_{j=1}^m) | X_i] \right| + \frac{1}{m} \end{aligned}$$

where the second line uses the definition of $\overline{G}(t; X_i, \pi)$, the third line uses a change of measure through the importance sampling weight w , the fourth line uses (C.3), and the last line uses the fact that, conditioned on $\{s_{x,a}^j\}_{j=1}^m$, the function ζ is a member of $\mathcal{G}(m)$.

We can now upper bound the RHS. Going forward, we refer to $\zeta(\{s_{X,A}^j\}_{j=1}^m)$ as $\zeta(X, A)$ for short. Then for $\lambda > 0$ we have:

$$\begin{aligned}
& \mathbb{E}_{\mathbb{P}_\beta} \left[\exp \left(\lambda \sup_{\zeta \in \mathcal{G}(m)} \left(\frac{1}{n} \sum_{i=1}^n w(A_i, X_i) \zeta(X_i, A_i) - \frac{1}{n} \sum_{i=1}^n \mathbb{E}_{\mathbb{P}_\beta} [w(A, X_i) \zeta(X_i, A) | X_i] \right) \right) \right] \\
&= \mathbb{E}_{\mathbb{P}_\beta} \left[\exp \left(\lambda \sup_{\zeta \in \mathcal{G}(m)} \left(\frac{1}{n} \sum_{i=1}^n \mathbb{E}_{\mathbb{P}_\beta} [w(A_i, X_i) \zeta(X_i, A_i) - w(A'_i, X_i) \zeta(X_i, A'_i) | \{X_i, A_i\}_{i=1}^n] \right) \right) \right] \\
&\leq \mathbb{E}_{\mathbb{P}_\beta} \left[\exp \left(\lambda \mathbb{E}_{\mathbb{P}_\beta} \left[\sup_{\zeta \in \mathcal{G}(m)} \frac{1}{n} \sum_{i=1}^n (w(A_i, X_i) \zeta(X_i, A_i) - w(A'_i, X_i) \zeta(X_i, A'_i)) | \{X_i, A_i\}_{i=1}^n \right] \right) \right] \\
&\leq \mathbb{E}_{\mathbb{P}_\beta} \left[\exp \left(\lambda \sup_{\zeta \in \mathcal{G}(m)} \frac{1}{n} \sum_{i=1}^n (w(A_i, X_i) \zeta(X_i, A_i) - w(A'_i, X_i) \zeta(X_i, A'_i)) \right) \right] \\
&\leq \mathbb{E}_{\mathbb{P}_{\beta, \mathfrak{R}}} \left[\exp \left(2\lambda \sup_{\zeta \in \mathcal{G}(m)} \frac{1}{n} \sum_{i=1}^n \xi_i w(A_i, X_i) \zeta(X_i, A_i) \right) \right] \\
&= \mathbb{E}_{\mathbb{P}_{\beta, \mathfrak{R}}} \left[\sup_{\zeta \in \mathcal{G}(m)} \exp \left(2\lambda \frac{1}{n} \sum_{i=1}^n \xi_i w(A_i, X_i) \zeta(X_i, A_i) \right) \right] \\
&= \mathbb{E}_{\mathbb{P}_{\beta, \mathfrak{R}}} \left[\sup_{t, \varrho} \exp \left(2\lambda \frac{\varrho}{nm} \sum_{j=1}^m \sum_{i=1}^n \xi_i w(A_i, X_i) \mathbb{1}_{\{s_{X_i, A_i}^j \leq t\}} \right) \right] \tag{19}
\end{aligned}$$

where $\{A'_i\}_i^n$ are the ghost variables, the second to last inequality uses symmetrization (Lemma C.3), and the last line uses the definition of $\zeta(X_i, A_i) = \zeta(s_{X_i, A_i}^1, \dots, s_{X_i, A_i}^m)$.

Now, for each j , permute the indices i such that $s_{X_{j(1)}, A_{j(1)}}^j \leq \dots \leq s_{X_{j(i)}, A_{j(i)}}^j \leq \dots \leq s_{X_{j(n)}, A_{j(n)}}^j$. Then, for a given j , consider the function

$$\sum_{i=1}^n \xi_{j(i)} w(A_{j(i)}, X_{j(i)}) \mathbb{1}_{\{s_{X_{j(i)}, A_{j(i)}}^j \leq t\}},$$

which equals

1. 0 if $t < s_{X_{j(1)}, A_{j(1)}}^j$,
2. $\varrho \sum_{i=1}^k w(A_{j(i)}, X_{j(i)}) \xi_{j(i)}$ if there exists $k \in \{1, \dots, n-1\}$ such that $s_{X_{j(k)}, A_{j(k)}}^j \leq t \leq s_{X_{j(k)+1}, A_{j(k)+1}}^j$,
3. $\varrho \sum_{i=1}^n w(A_{j(i)}, X_{j(i)}) \xi_{j(i)}$ otherwise.

Then the RHS of (22) equals

$$\begin{aligned}
& \mathbb{E}_{\mathbb{P}_{\beta, \mathfrak{R}}} \left[\sup_{t, \varrho} \exp \left(2\lambda \frac{\varrho}{nm} \sum_{j=1}^m \sum_{i=1}^n \xi_i w(A_i, X_i) \mathbb{1}_{\{s_{X_i, A_i}^j \leq t\}} \right) \right] \\
&= \mathbb{E}_{\mathbb{P}_{\beta, \mathfrak{R}}} \left[\max_{k, \varrho} \exp \left(2\lambda \frac{\varrho}{nm} \sum_{j=1}^m \sum_{i=1}^k \xi_{j(i)} w(A_{j(i)}, X_{j(i)}) \right) \right] \\
&\leq \mathbb{E}_{\mathbb{P}_{\beta, \mathfrak{R}}} \left[\max_{j, k, \varrho} \exp \left(2\lambda \frac{\varrho}{n} \sum_{i=1}^k \xi_{j(i)} w(A_{j(i)}, X_{j(i)}) \right) \right].
\end{aligned}$$

Further, we have that

$$\begin{aligned}
& \max_{j, k, \varrho} \exp \left(2\lambda \frac{\varrho}{n} \sum_{i=1}^k \xi_{j(i)} w(A_{j(i)}, X_{j(i)}) \right) \\
&= \max_{j, k} \left(\exp \left(\frac{2\lambda}{n} \sum_i^k w(A_{j(i)}, X_{j(i)}) \xi_{j(i)} \right) \mathbb{1}_{\{\sum_i^k w(A_{j(i)}, X_{j(i)}) \xi_{j(i)} \geq 0\}} \right. \\
&\quad \left. + \exp \left(-\frac{2\lambda}{n} \sum_i^k w(A_{j(i)}, X_{j(i)}) \xi_{j(i)} \right) \mathbb{1}_{\{\sum_i^k w(A_{j(i)}, X_{j(i)}) \xi_{j(i)} < 0\}} \right) \\
&\leq 2 \max_{j, k} \exp \left(\frac{2\lambda}{n} \sum_i^k w(A_{j(i)}, X_{j(i)}) \xi_{j(i)} \right) \mathbb{1}_{\{\sum_i^k w(A_{j(i)}, X_{j(i)}) \xi_{j(i)} \geq 0\}}.
\end{aligned}$$

Putting it together, we have that

$$\begin{aligned}
& \mathbb{E}_{\mathbb{P}_{\beta}} \left[\exp \left(\lambda \sup_{\zeta \in \mathcal{G}(m)} \left| \frac{1}{n} \sum_{i=1}^n w(A_i, X_i) \zeta(X_i, A_i) - \frac{1}{n} \sum_{i=1}^n \mathbb{E}_{A \sim \pi(\cdot | X_i)} [\zeta(X_i, A) | X_i] \right| \right) \right] \\
&\leq 2 \mathbb{E}_{\mathbb{P}_{\beta, \mathfrak{R}}} \left[\max_{j, k} \exp \left(\frac{2\lambda}{n} \sum_i^k w(A_{j(i)}, X_{j(i)}) \xi_{j(i)} \right) \mathbb{1}_{\{\sum_i^k w(A_{j(i)}, X_{j(i)}) \xi_{j(i)} \geq 0\}} \right] \quad (20)
\end{aligned}$$

Now we are left to bound the RHS of (20). Using Lemma B.1,

$$\begin{aligned}
& \mathbb{E}_{\mathbb{P}_{\beta, \mathfrak{R}}} \left[\max_{j, k} \exp \left(\frac{2\lambda}{n} \sum_i^k w(A_{j(i)}, X_{j(i)}) \xi_{j(i)} \right) \mathbb{1}_{\{\max_k \sum_i^k w(A_{j(i)}, X_{j(i)}) \xi_{j(i)} \geq 0\}} \right] \\
&\leq \mathbb{P}_{\beta} \left(\max_k \frac{2\lambda}{n} \sum_i^k w(A_{j(i)}, X_{j(i)}) \xi_{j(i)} \geq 0 \right) + 2\lambda \sum_j \int_0^{\infty} \exp(\lambda t) \mathbb{P} \left(\frac{2\lambda}{n} \sum_{i=1}^n w(A_{j(i)}, X_{j(i)}) \xi_{j(i)} \geq t \right) dt.
\end{aligned}$$

Similarly, for any j , we have

$$\mathbb{E}_{\mathbb{P}_{\beta, \mathfrak{R}}} \left[\exp \left(\frac{2\lambda}{n} \sum_i^n w(A_{j(i)}, X_{j(i)}) \xi_{j(i)} \right) \mathbb{1}_{\{\sum_i^k w(A_{j(i)}, X_{j(i)}) \xi_{j(i)} \geq 0\}} \right]$$

$$= \mathbb{P}_\beta \left(\frac{2\lambda}{n} \sum_i^n w(A_{j(i)}, X_{j(i)}) \xi_{j(i)} \geq 0 \right) + \lambda \int_0^\infty \exp(\lambda t) \mathbb{P} \left(\frac{2\lambda}{n} \sum_{i=1}^n w(A_{j(i)}, X_{j(i)}) \xi_{j(i)} \geq t \right) dt$$

Putting these two together, we have

$$\begin{aligned} & \mathbb{E}_{\mathbb{P}_\beta, \mathfrak{R}} \left[\max_{j,k} \exp \left(\frac{2\lambda}{n} \sum_i^k w(A_{j(i)}, X_{j(i)}) \xi_{j(i)} \right) \mathbb{1}_{\{\sum_i^k w(A_{j(i)}, X_{j(i)}) \xi_{j(i)} \geq 0\}} \right] \\ & \leq \sum_j \mathbb{P}_\beta \left(\max_k \frac{2\lambda}{n} \sum_i^k w(A_{j(i)}, X_{j(i)}) \xi_{j(i)} \geq 0 \right) - 2 \sum_j \mathbb{P}_\beta \left(\frac{2\lambda}{n} \sum_i^n w(A_{j(i)}, X_{j(i)}) \xi_{j(i)} \geq 0 \right) \\ & \quad + 2 \sum_j \mathbb{E}_{\mathbb{P}_\beta, \mathfrak{R}} \left[\exp \left(\frac{2\lambda}{n} \sum_i^n w(A_{j(i)}, X_{j(i)}) \xi_{j(i)} \right) \mathbb{1}_{\{\sum_i^n w(A_{j(i)}, X_{j(i)}) \xi_{j(i)} \geq 0\}} \right] \\ & \leq 2 \sum_j \mathbb{E}_{\mathbb{P}_\beta, \mathfrak{R}} \left[\exp \left(\frac{2\lambda}{n} \sum_i^n w(A_{j(i)}, X_{j(i)}) \xi_{j(i)} \right) \mathbb{1}_{\{\sum_i^n w(A_{j(i)}, X_{j(i)}) \xi_{j(i)} \geq 0\}} \right] \\ & \leq 2m \mathbb{E}_{\mathbb{P}_\beta, \mathfrak{R}} \left[\exp \left(\frac{2\lambda}{n} \sum_i^n w(A_{j(i)}, X_{j(i)}) \xi_{j(i)} \right) \right] \\ & \leq 2m \exp \left(\frac{2\lambda^2 w_{max}^2}{n} \right) \end{aligned}$$

where the last inequality uses the fact that ξ is a Rademacher random variable, and $w(A, X) \leq w_{max}$. Finally, using Markov's inequality,

$$\begin{aligned} & \mathbb{P}_\beta \left(\sup_t \left| \frac{1}{n} \sum_{i=1}^n \overline{G}(t; X_i, \pi) - w(A_i, X_i) \overline{G}(t; X_i, A_i) \right| \geq \epsilon + \frac{1}{m} \right) \\ & \leq \mathbb{P}_\beta \left(\exp \left(\lambda \sup_t \left| \frac{1}{n} \sum_{i=1}^n w(A_i, X_i) \zeta(X_i, A_i) - \frac{1}{n} \sum_{i=1}^n \mathbb{E}_{\mathbb{P}_\beta} [\zeta(X_i, A_i) | X_i] \right| \right) \geq \exp(\lambda \epsilon) \right) \\ & \leq 4m \exp \left(\frac{2\lambda^2 w_{max}^2}{n} - \lambda \epsilon \right) \end{aligned}$$

Because this holds for any $\lambda > 0$, we can minimize the RHS over λ :

$$\begin{aligned} \mathbb{P}_\beta \left(\sup_t \left| \frac{1}{n} \sum_{i=1}^n \overline{G}(t; X_i, \pi) - w(A_i, X_i) \overline{G}(t; X_i, A_i) \right| \geq \epsilon + \frac{1}{m} \right) & \leq \inf_{\lambda > 0} 4m \exp \left(\frac{2\lambda^2 w_{max}^2}{n} - \lambda \epsilon \right) \\ & = 4m \exp \left(\frac{-n\epsilon}{8w_{max}^2} \right). \end{aligned}$$

Then we have

$$\mathbb{P}_\beta \left(\sup_t \left| \frac{1}{n} \sum_{i=1}^n \overline{G}(t; X_i, \pi) - w(A_i, X_i) \overline{G}(t; X_i, A_i) \right| \geq \sqrt{\frac{8w_{max}^2}{n} \log \frac{4m}{\delta}} + \frac{1}{m} \right) \leq \delta.$$

Setting $m = \sqrt{n/8w_{max}^2}$ gives the theorem statement:

$$\mathbb{P}_\beta \left(\sup_t \left| \frac{1}{n} \sum_{i=1}^n \bar{G}(t; X_i, \pi) - w(A_i, X_i) \bar{G}(t; X_i, A_i) \right| \geq \sqrt{\frac{32w_{max}^2}{n} \log \frac{(2n)^{1/2}}{w_{max}\delta}} \right) \leq \delta.$$

□

C.3 Proof: Error of L -Lipschitz Risk Estimation Using Side Information

The risk confidence intervals presented for the doubly robust estimator (8) in Corollary 6.1, the direct estimator (11) in Corollary 6.2, and the balanced estimator in Corollary 6.3 result from a direct application of Theorem 5.2 to the error of each CDF estimator. Recall that Theorem 5.2 derives a confidence interval for any L -Lipschitz risk given the ϵ error of its CDF estimate. For completeness, we state the proofs below.

Proof of Corollary 6.1. The result of this corollary follows from applying Theorem 5.2 to the error ϵ_{DR} of the doubly robust CDF estimator given in Theorem 6.1. □

Proof of Corollary 6.2. Note that

$$\begin{aligned} \sup_t \left| \frac{1}{n} \sum_{i=1}^n \bar{G}(t; X_i, \pi) - F(t) \right| &= \left| \frac{1}{n} \sum_{i=1}^n (\bar{G}(t; X_i, \pi) - G(t; X_i, \pi)) + \frac{1}{n} \sum_{i=1}^n G(t; X_i, \pi) - F(t) \right| \\ &\leq \sup_t \left| \frac{1}{n} \sum_{i=1}^n (\bar{G}(t; X_i, \pi) - G(t; X_i, \pi)) \right| + \sup_t \left| \frac{1}{n} \sum_{i=1}^n G(t; X_i, \pi) - F(t) \right| \\ &\leq \sup_t \max_{x \in \mathcal{X}, a \in \mathcal{A}} |\bar{G}(t; x, a) - G(t; x, a)| \\ &\quad + \sup_t \left| \frac{1}{n} \sum_{i=1}^n G(t; X_i, \pi) - \mathbb{E}_{\mathbb{P}_\beta} \left[\frac{1}{n} \sum_{i=1}^n G(t; X_i, \pi) \right] \right| \end{aligned}$$

The first term on the RHS is bounded by ϵ_G from the assumption in the lemma, and Lemma C.4 gives a bound for the second term. Then with probability at least $1 - \delta$,

$$\sup_t \left| \frac{1}{n} \sum_{i=1}^n \bar{G}(t; X_i, \pi) - F(t) \right| \leq \epsilon_G + \frac{c}{\sqrt{n}}$$

where $c = \sqrt{32 \log \frac{(2n)^{1/2}}{\delta}}$. The result of this corollary follows from applying Theorem 5.2 to the error on the RHS of this inequality. □

Proof of Corollary 6.3. For the balanced estimator, if $\|\bar{F} - F\|_\infty \leq \epsilon_{\bar{F}}$ and $\|\hat{F} - F\|_\infty \leq \epsilon_{\hat{F}}$ with high probability, then

$$\begin{aligned} \|\hat{F}_B - F\|_\infty &= \|\lambda \bar{F} + (1 - \lambda) \hat{F} - F\|_\infty \\ &\leq \|\lambda \bar{F} - F\|_\infty + (1 - \lambda) \|\hat{F} - F\|_\infty \\ &\leq \lambda \epsilon_{\bar{F}} + (1 - \lambda) \epsilon_{\hat{F}} \end{aligned}$$

with high probability. The result of this corollary then follows from applying Theorem 5.2 to the error $\epsilon_B = \lambda\epsilon_{\bar{F}} + (1 - \lambda)\epsilon_{\hat{F}}$. \square

Auxiliary Lemmas

Lemma C.2. *For any ζ , a non-decreasing function with support $[0, D]$, there exists m points $s^1, \dots, s^m \in \mathbb{Q}^m$ such that for a function of the form,*

$$\bar{\zeta}(t; s^1, \dots, s^m) = \frac{1}{m} \sum_{j=1}^m \mathbb{1}_{\{s^j \leq t\}}, \quad \forall t \in \mathbb{R}$$

the following inequality holds:

$$\|\zeta - \bar{\zeta}\|_{\infty} \leq \frac{1}{2m}.$$

Proof of Lemma C.2. Uniformly partition the interval $[0, D]$ to m partitions, with partition points $\{\frac{j}{D}\}_{j=0}^m$. We construct the set $\{s_j\}_{j=1}^m$ using the following procedure. For any $j \in \{1, \dots, m\}$ and the corresponding partition point $\frac{j-1}{D}$, let $s^j \in \mathbb{Q}$ be a point such that either $\lim_{t \rightarrow s^j_-} \zeta(t) = \frac{j-1}{m} + \frac{1}{2m}$ or $\lim_{t \rightarrow s^j_+} \zeta(t) = \frac{j-1}{m} + \frac{1}{2m}$ (e.g., as illustrated in Figure 3). Then for any t , $\bar{\zeta}(t)$ is $\frac{1}{2m}$ -close to $\zeta(t)$. \square

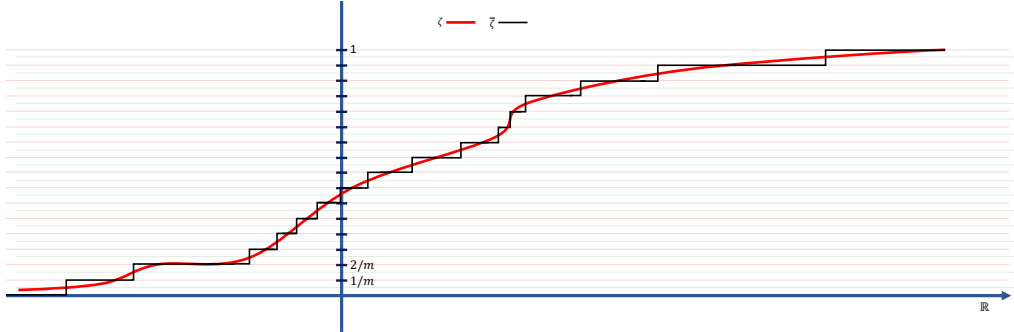


Figure 3: Approximating monotonic function ζ with $\bar{\zeta}$.

Lemma C.3. *For the function class \mathcal{G} defined in Appendix C.2, we have for any $\lambda > 0$ that*

$$\begin{aligned} & \mathbb{E}_{\mathbb{P}_{\beta}} \left[\exp \left(\lambda \sup_{\zeta \in \mathcal{G}(m)} \frac{1}{n} \sum_{i=1}^n (w(A_i, X_i) \zeta(X_i, A_i) - w(A'_i, X_i) \zeta(X_i, A'_i)) \right) \right] \\ & \leq \mathbb{E}_{\mathbb{P}_{\beta}, \mathfrak{R}} \left[\sup_{\zeta \in \mathcal{G}(m)} \exp \left(2\lambda \frac{1}{n} \sum_{i=1}^n \xi_i w(A_i, X_i) \zeta(X_i, A_i) \right) \right] \end{aligned}$$

where contexts and actions $X, A, A' \sim \mathbb{P}_{\beta}$, and Rademacher random variables $\xi_i \sim \mathfrak{R}$.

Proof. For each $i = 1, \dots, n$, and let ξ_i be i.i.d. Rademacher random variables. Set

$$A_i^+ = \begin{cases} A_i, & \text{if } \xi_i = 1 \\ A'_i, & \text{if } \xi_i = -1 \end{cases}$$

$$A_i^- = \begin{cases} A'_i, & \text{if } \xi_i = 1 \\ A_i, & \text{if } \xi_i = -1 \end{cases}$$

We have that, conditioned on X_i , $(A_i^+, A_i^-) \stackrel{d}{=} (A_i, A'_i)$. Then

$$\begin{aligned} & \mathbb{E}_{\mathbb{P}_\beta} \left[\exp \left(\lambda \sup_{\zeta \in \mathcal{G}(m)} \frac{1}{n} \sum_{i=1}^n (w(A_i, X_i) \zeta(X_i, A_i) - w(A'_i, X_i) \zeta(X_i, A'_i)) \right) \right] \\ &= \mathbb{E}_{\mathbb{P}_\beta} \left[\exp \left(\lambda \sup_{\zeta \in \mathcal{G}(m)} \frac{1}{n} \sum_{i=1}^n (w(A_i^+, X_i) \zeta(X_i, A_i^+) - w(A_i^-, X_i) \zeta(X_i, A_i^-)) \right) \right] \\ &= \mathbb{E}_{\mathbb{P}_\beta, \mathfrak{R}} \left[\exp \left(\lambda \sup_{\zeta \in \mathcal{G}(m)} \frac{1}{n} \sum_{i=1}^n \xi_i (w(A_i, X_i) \zeta(X_i, A_i) - w(A'_i, X_i) \zeta(X_i, A'_i)) \right) \right] \end{aligned}$$

Our last step is to bound the last line of the above display.

$$\begin{aligned} &= \mathbb{E}_{\mathbb{P}_\beta, \mathfrak{R}} \left[\exp \left(\lambda \sup_{\zeta \in \mathcal{G}(m)} \frac{1}{2} \left(\frac{2}{n} \sum_{i=1}^n \xi_i w(A_i, X_i) \zeta(X_i, A_i) - \frac{2}{n} \sum_{i=1}^n \xi_i w(A'_i, X_i) \zeta(X_i, A'_i) \right) \right) \right] \\ &\leq \frac{1}{2} \mathbb{E}_{\mathbb{P}_\beta, \mathfrak{R}} \left[\exp \left(\lambda \sup_{\zeta \in \mathcal{G}(m)} \frac{2}{n} \sum_{i=1}^n \xi_i w(A_i, X_i) \zeta(X_i, A_i) \right) \right] \\ &\quad + \frac{1}{2} \mathbb{E}_{\mathbb{P}_\beta, \mathfrak{R}} \left[\exp \left(\lambda \sup_{\zeta \in \mathcal{G}(m)} \frac{2}{n} \sum_{i=1}^n (-\xi_i) w(A'_i, X_i) \zeta(X_i, A'_i) \right) \right] \\ &= \mathbb{E}_{\mathbb{P}_\beta, \mathfrak{R}} \left[\exp \left(\lambda \sup_{\zeta \in \mathcal{G}(m)} \frac{2}{n} \sum_{i=1}^n \xi_i w(A_i, X_i) \zeta(X_i, A_i) \right) \right] \end{aligned}$$

□

Lemma C.4. Let $G(t; X, \pi) = \mathbb{E}_{\mathbb{P}}[\mathbb{1}_{\{R \leq t\}} | X]$ be the conditional CDF of returns for all $x \in \mathcal{X}$. Then for $\delta \in (0, 1]$,

$$\mathbb{P}_\beta \left(\sup_t \left| \frac{1}{n} \sum_{i=1}^n G(t; X_i, \pi) - F(t) \right| \geq \sqrt{\frac{32}{n} \log \frac{(2n)^{1/2}}{\delta}} \right) \leq \delta.$$

Proof. Since G is a valid CDF, we apply Lemma C.2 to \bar{G} . Consider a function of the form

$$\bar{\zeta}(t; s^1, \dots, s^m) = \frac{1}{m} \sum_{j=1}^m \mathbb{1}_{\{s^j \leq t\}}$$

The function $\bar{\zeta}$ can be seen as a stepwise CDF function, where each step is $1/m$ and occurs at points $\{s^j\}_{j=1}^m$.

Lemma C.2 approximates \bar{G} using such $1/m$ -stepwise CDFs. For each context x , let $s_x^1, \dots, s_x^m \in \mathbb{Q}^m$ be the points chosen according to the deterministic procedure in Lemma C.2, such that the following inequality holds:

$$\sup_t |G(t; x, \pi) - \bar{\zeta}(t; \{s_x^j\}_{j=1}^m)| \leq \frac{1}{2m}. \quad (21)$$

Next, consider the class of functions

$$\mathcal{G}(m) := \left\{ \zeta(s^1, \dots, s^m) := \frac{1}{m} \varrho \sum_{j=1}^m \mathbb{1}_{\{s^j \leq t\}} : \forall t \in \mathbb{R}, \varrho \in \{-1, +1\}; \{s^j\}_{j=1}^m \in \mathbb{Q}^m \right\}$$

Note that, $\bar{\zeta}$ is a subset of the function class $\mathcal{G}(m)$, e.g. $\bar{\zeta}(t; \{s_x^j\}_{j=1}^m) \in \mathcal{G}(m)$.

Then our problem becomes

$$\begin{aligned} & \sup_t \left| \frac{1}{n} \sum_{i=1}^n G(t; X_i, \pi) - F(t) \right| \\ &= \sup_t \left| \frac{1}{n} \sum_{i=1}^n G(t; X_i, \pi) - \mathbb{E}_{\mathbb{P}_\beta} \left[\frac{1}{n} \sum_{i=1}^n G(t; X_i, \pi) \right] \right| \\ &\leq \sup_t \left| \frac{1}{n} \sum_{i=1}^n \bar{\zeta}(t; \{s_{X_i}^j\}_{j=1}^m) - \mathbb{E}_{\mathbb{P}_\beta} \left[\frac{1}{n} \sum_{i=1}^n \bar{\zeta}(t; \{s_{X_i}^j\}_{j=1}^m) \right] \right| + \frac{1}{m} \\ &\leq \sup_{\zeta \in \mathcal{G}(m)} \left| \frac{1}{n} \sum_{i=1}^n \zeta(\{s_{X_i}^j\}_{j=1}^m) - \mathbb{E}_{\mathbb{P}_\beta} \left[\frac{1}{n} \sum_{i=1}^n \zeta(\{s_{X_i}^j\}_{j=1}^m) \right] \right| + \frac{1}{m} \end{aligned}$$

We can now upper bound the RHS. Going forward, we refer to $\zeta(\{s_X^j\}_{j=1}^m)$ as $\zeta(X)$ for short. Then for $\lambda > 0$ we have:

$$\begin{aligned} & \mathbb{E}_{\mathbb{P}_\beta} \left[\exp \left(\lambda \sup_{\zeta \in \mathcal{G}(m)} \left(\frac{1}{n} \sum_{i=1}^n \zeta(X_i) - \mathbb{E}_{\mathbb{P}_\beta} \left[\frac{1}{n} \sum_{i=1}^n \zeta(X_i) \right] \right) \right) \right] \\ &= \mathbb{E}_{\mathbb{P}_\beta} \left[\exp \left(\lambda \sup_{\zeta \in \mathcal{G}(m)} \left(\frac{1}{n} \sum_{i=1}^n \mathbb{E}_{\mathbb{P}_\beta} \left[\zeta(X_i) - \zeta(X'_i) \mid \{X_i\}_{i=1}^n \right] \right) \right) \right] \\ &\leq \mathbb{E}_{\mathbb{P}_\beta} \left[\exp \left(\lambda \mathbb{E}_{\mathbb{P}_\beta} \left[\sup_{\zeta \in \mathcal{G}(m)} \frac{1}{n} \sum_{i=1}^n (\zeta(X_i) - \zeta(X'_i)) \mid \{X_i\}_{i=1}^n \right] \right) \right] \\ &\leq \mathbb{E}_{\mathbb{P}_\beta} \left[\exp \left(\lambda \sup_{\zeta \in \mathcal{G}(m)} \frac{1}{n} \sum_{i=1}^n (\zeta(X_i) - \zeta(X'_i, A'_i)) \right) \right] \end{aligned}$$

$$\begin{aligned}
&= \mathbb{E}_{\mathbb{P}_{\beta, \mathfrak{R}}} \left[\exp \left(\lambda \sup_{\zeta \in \mathcal{G}(m)} \frac{1}{n} \sum_{i=1}^n \xi_i (\zeta(X_i) - \zeta(X'_i)) \right) \right] \\
&\leq \mathbb{E}_{\mathbb{P}_{\beta, \mathfrak{R}}} \left[\exp \left(2\lambda \sup_{\zeta \in \mathcal{G}(m)} \frac{1}{n} \sum_{i=1}^n \xi_i \zeta(X_i) \right) \right] \\
&= \mathbb{E}_{\mathbb{P}_{\beta, \mathfrak{R}}} \left[\sup_{\zeta \in \mathcal{G}(m)} \exp \left(2\lambda \frac{1}{n} \sum_{i=1}^n \xi_i \zeta(X_i) \right) \right] \\
&= \mathbb{E}_{\mathbb{P}_{\beta, \mathfrak{R}}} \left[\sup_{t, \varrho} \exp \left(2\lambda \frac{\varrho}{nm} \sum_{j=1}^m \sum_{i=1}^n \xi_i \mathbb{1}_{\{s_{X_i}^j \leq t\}} \right) \right] \tag{22}
\end{aligned}$$

where $\{X'_i\}_i^n$ are the ghost variables, and the last line uses the definition of $\zeta(X_i) = \zeta(s_{X_i}^1, \dots, s_{X_i}^m)$.

Now, for each j , permute the indices i such that $s_{X_{j(1)}}^j \leq \dots \leq s_{X_{j(i)}}^j \leq \dots \leq s_{X_{j(n)}}^j$. Then, for a given j , consider the function

$$\sum_{i=1}^n \xi_{j(i)} \mathbb{1}_{\{s_{X_{j(i)}}^j \leq t\}},$$

which equals

1. 0 if $t < s_{X_{j(1)}}^j$,
2. $\varrho \sum_{i=1}^k \xi_{j(i)}$ if there exists $k \in \{1, \dots, n-1\}$ such that $s_{X_{j(k)}}^j \leq t \leq s_{X_{j(k)+1}}^j$,
3. $\varrho \sum_{i=1}^n \xi_{j(i)}$ otherwise.

Then the RHS of (22) equals

$$\begin{aligned}
&\mathbb{E}_{\mathbb{P}_{\beta, \mathfrak{R}}} \left[\sup_{t, \varrho} \exp \left(2\lambda \frac{\varrho}{nm} \sum_{j=1}^m \sum_{i=1}^n \xi_i \mathbb{1}_{\{s_{X_i}^j \leq t\}} \right) \right] \\
&= \mathbb{E}_{\mathbb{P}_{\beta, \mathfrak{R}}} \left[\max_{k, \varrho} \exp \left(2\lambda \frac{\varrho}{nm} \sum_{j=1}^m \sum_{i=1}^k \xi_{j(i)} \right) \right] \\
&\leq \mathbb{E}_{\mathbb{P}_{\beta, \mathfrak{R}}} \left[\max_{j, k, \varrho} \exp \left(2\lambda \frac{\varrho}{n} \sum_{i=1}^k \xi_{j(i)} \right) \right].
\end{aligned}$$

Further, we have that

$$\begin{aligned}
&\max_{j, k, \varrho} \exp \left(2\lambda \frac{\varrho}{n} \sum_{i=1}^k \xi_{j(i)} \right) \\
&= \max_{j, k} \left(\exp \left(\frac{2\lambda}{n} \sum_i^k \xi_{j(i)} \right) \mathbb{1}_{\{\sum_i^k \xi_{j(i)} \geq 0\}} + \exp \left(-\frac{2\lambda}{n} \sum_i^k \xi_{j(i)} \right) \mathbb{1}_{\{\sum_i^k \xi_{j(i)} < 0\}} \right) \\
&\leq 2 \max_{j, k} \exp \left(\frac{2\lambda}{n} \sum_i^k \xi_{j(i)} \right) \mathbb{1}_{\{\sum_i^k \xi_{j(i)} \geq 0\}}.
\end{aligned}$$

Putting it together, we have that

$$\begin{aligned} & \mathbb{E}_{\mathbb{P}_\beta} \left[\exp \left(\lambda \sup_{\zeta \in \mathcal{G}(m)} \left| \frac{1}{n} \sum_{i=1}^n \zeta(X_i) - \mathbb{E}_{\mathbb{P}_\beta} \left[\frac{1}{n} \sum_{i=1}^n \zeta(X_i) \right] \right| \right) \right] \\ & \leq 2 \mathbb{E}_{\mathbb{P}_{\beta, \mathfrak{R}}} \left[\max_{j,k} \exp \left(\frac{2\lambda}{n} \sum_i^k \xi_{j(i)} \right) \mathbb{1}_{\{\sum_i^k \xi_{j(i)} \geq 0\}} \right] \end{aligned} \quad (23)$$

Now we are left to bound the RHS of (23). Using Lemma B.1,

$$\begin{aligned} & \mathbb{E}_{\mathbb{P}_{\beta, \mathfrak{R}}} \left[\max_{j,k} \exp \left(\frac{2\lambda}{n} \sum_i^k \xi_{j(i)} \right) \mathbb{1}_{\{\max_k \sum_i^k \xi_{j(i)} \geq 0\}} \right] \\ & \leq \mathbb{P}_\beta \left(\max_k \frac{2\lambda}{n} \sum_i^k \xi_{j(i)} \geq 0 \right) + 2\lambda \sum_j \int_0^\infty \exp(\lambda t) \mathbb{P} \left(\frac{2\lambda}{n} \sum_{i=1}^n \xi_{j(i)} \geq t \right) dt. \end{aligned}$$

Similarly, for any j , we have

$$\begin{aligned} & \mathbb{E}_{\mathbb{P}_{\beta, \mathfrak{R}}} \left[\exp \left(\frac{2\lambda}{n} \sum_i^n \xi_{j(i)} \right) \mathbb{1}_{\{\sum_i^n \xi_{j(i)} \geq 0\}} \right] \\ & = \mathbb{P}_\beta \left(\frac{2\lambda}{n} \sum_i^n w(A_{j(i)}, X_{j(i)}) \xi_{j(i)} \geq 0 \right) + \lambda \int_0^\infty \exp(\lambda t) \mathbb{P} \left(\frac{2\lambda}{n} \sum_{i=1}^n \xi_{j(i)} \geq t \right) dt \end{aligned}$$

Putting these two together, we have

$$\begin{aligned} & \mathbb{E}_{\mathbb{P}_{\beta, \mathfrak{R}}} \left[\max_{j,k} \exp \left(\frac{2\lambda}{n} \sum_i^k \xi_{j(i)} \right) \mathbb{1}_{\{\sum_i^k \xi_{j(i)} \geq 0\}} \right] \\ & \leq \sum_j \mathbb{P}_\beta \left(\max_k \frac{2\lambda}{n} \sum_i^k \xi_{j(i)} \geq 0 \right) - 2 \sum_j \mathbb{P}_\beta \left(\frac{2\lambda}{n} \sum_i^n \xi_{j(i)} \geq 0 \right) \\ & \quad + 2 \sum_j \mathbb{E}_{\mathbb{P}_{\beta, \mathfrak{R}}} \left[\exp \left(\frac{2\lambda}{n} \sum_i^n \xi_{j(i)} \right) \mathbb{1}_{\{\sum_i^n \xi_{j(i)} \geq 0\}} \right] \\ & \leq 2 \sum_j \mathbb{E}_{\mathbb{P}_{\beta, \mathfrak{R}}} \left[\exp \left(\frac{2\lambda}{n} \sum_i^n \xi_{j(i)} \right) \mathbb{1}_{\{\sum_i^n \xi_{j(i)} \geq 0\}} \right] \\ & \leq 2m \mathbb{E}_{\mathbb{P}_{\beta, \mathfrak{R}}} \left[\exp \left(\frac{2\lambda}{n} \sum_i^n \xi_{j(i)} \right) \right] \\ & \leq 2m \exp \left(\frac{2\lambda^2}{n} \right) \end{aligned}$$

where the last inequality uses the fact that ξ is a Rademacher random variable. Finally, using Markov's inequality,

$$\mathbb{P}_\beta \left(\sup_t \left| \frac{1}{n} \sum_{i=1}^n G(t; X_i, \pi) - F(t) \right| \geq \epsilon + \frac{1}{m} \right)$$

$$\begin{aligned}
&\leq \mathbb{P}_\beta \left(\exp \left(\lambda \sup_t \left| \frac{1}{n} \sum_{i=1}^n \zeta(X_i) - \mathbb{E}_{\mathbb{P}_\beta} \left[\frac{1}{n} \sum_{i=1}^n \zeta(X_i) \right] \right| \right) \geq \exp(\lambda\epsilon) \right) \\
&\leq 4m \exp \left(\frac{2\lambda^2}{n} - \lambda\epsilon \right)
\end{aligned}$$

Because this holds for any $\lambda > 0$, we can minimize the RHS over λ :

$$\begin{aligned}
\mathbb{P}_\beta \left(\sup_t \left| \frac{1}{n} \sum_{i=1}^n G(t; X_i, \pi) - F(t) \right| \geq \epsilon + \frac{1}{m} \right) &\leq \inf_{\lambda > 0} 4m \exp \left(\frac{2\lambda^2}{n} - \lambda\epsilon \right) \\
&= 4m \exp \left(\frac{-n\epsilon}{8} \right).
\end{aligned}$$

Then we have

$$\mathbb{P}_\beta \left(\sup_t \left| \frac{1}{n} \sum_{i=1}^n G(t; X_i, \pi) - F(t) \right| \geq \sqrt{\frac{8}{n} \log \frac{4m}{\delta}} + \frac{1}{m} \right) \leq \delta.$$

Setting $m = \sqrt{n/8}$ gives the theorem statement:

$$\mathbb{P}_\beta \left(\sup_t \left| \frac{1}{n} \sum_{i=1}^n G(t; X_i, \pi) - F(t) \right| \geq \sqrt{\frac{32}{n} \log \frac{(2n)^{1/2}}{\delta}} \right) \leq \delta.$$

□

D Risk Estimation with Unknown Behavioral Policy

We begin this section with a consideration of estimators when the behavioral policy is unknown, and must be modeled or estimated, which we call $\hat{\beta}$. We first define the IS, DR, and DI estimators using $\hat{\beta}$, then derive their bias and variance expressions. To differentiate between the estimator that use β and the estimators that use $\hat{\beta}$, we call the latter \tilde{F} while continuing to call the former \hat{F} .

The proofs of bias and variance begins with derivations for the DR estimator with estimated policy, from which the bias and variance of the remaining estimators can be derived as special cases.

Let $\hat{\beta}$ be the estimated behavioral policy, and let $\hat{w}(a, x) := \frac{\pi(a|x)}{\hat{\beta}(a|x)}$ be the importance weight with estimated policy. Then the importance sampling (IS) estimator is given by

$$\tilde{F}_{\text{IS}}(t) := \frac{1}{n} \sum_{i=1}^n \hat{w}(a_i, x_i) \mathbb{1}_{\{r_i \leq t\}} \quad (24)$$

Then doubly robust (DR) estimator is:

$$\tilde{F}_{\text{DR}}(t) := \frac{1}{n} \sum_{i=1}^n \hat{w}(a_i, x_i) (\mathbb{1}_{\{r_i \leq t\}} - \bar{G}(t; x_i, a_i)) + \bar{G}(t; x_i, \pi) \quad (25)$$

And the direct method (DI) estimator is still defined to be

$$\hat{F}_{\text{DI}}(t) := \frac{1}{n} \sum_{i=1}^n \bar{G}(t; x_i, \pi) \quad (26)$$

Note that the direct estimator does not depend on the behavioral policy, and thus we continue to call it \tilde{F}_{DI} .

D.1 Bias and Variance

Next, we analyze the bias and variance of these estimators. Define $\Delta(a, x, t)$ to be the additive error between G and the model \bar{G} , and define $\delta(x, a)$ to be the multiplicative error of the estimate $\hat{\beta}$, that is:

$$\begin{aligned} \Delta(t; x, a) &:= \bar{G}(t; x, a) - G(t; x, a), \\ \delta(x, a) &:= 1 - \beta(a|x)/\hat{\beta}(a|x). \end{aligned}$$

Note that when β is known or $\hat{\beta} = \beta$ for all x, a , $\delta(x, a) = 0$. The bias of the IS estimator then given in Lemma D.1, in terms of δ and the conditional reward distribution G .

Lemma D.1 (Bias and Variance of IS Estimator with $\hat{\beta}$). *The expectation of the IS estimator is*

$$\mathbb{E}_{\mathbb{P}_\beta}[\tilde{F}_{\text{IS}}(t)] = F(t) + \mathbb{E}_{\mathbb{P}}[\delta(A, X)G(t; X, \pi)]$$

When $\hat{\beta}(a|x) = \beta(a|x)$ for all a, x , the IS estimator is unbiased and $\mathbb{E}_{\mathbb{P}_\beta}[\tilde{F}_{\text{IS}}(t)] = F(t)$. Further, the variance is

$$\begin{aligned} \mathbb{V}_{\mathbb{P}_\beta}[\tilde{F}_{\text{IS}}(t)] &= \frac{1}{n} \mathbb{E}_{\mathbb{P}} \left[(1 - \delta(A, X))^2 \sigma^2(t; X, A) \right] + \frac{1}{n} \mathbb{V}_{\mathbb{P}} [\mathbb{E}_{\mathbb{P}} [(1 - \delta(A, X))G(t; X, A)|X]] \\ &\quad + \frac{1}{n} \mathbb{E}_{\mathbb{P}} [\mathbb{V}_{\mathbb{P}_\beta} [\hat{w}(A, X)G(t; X, A)|X]] \end{aligned} \quad (27)$$

The expression for variance is broken down into three terms. The first represents randomness in the rewards, and the second represents variance from the aleatoric uncertainty due to randomness over contexts X . The final term represents variance arising from using importance sampling, and is proportional to the true CDF of conditional rewards G .

The following lemma, similarly, derives the bias and variance for the DR estimator:

Lemma D.2 (Bias and Variance of DR Estimator with $\hat{\beta}$). *The pointwise expectation of the DR estimator is*

$$\mathbb{E}_{\mathbb{P}_{\hat{\beta}}}[\tilde{F}_{DR}(t)] = F(t) + \mathbb{E}_{\mathbb{P}}[\delta(X, A)\Delta(t; X, A)]$$

Further, when there is perfect knowledge of the behavioral policy β , e.g. $\hat{\beta}(a|x) = \beta(a|x)$ for all a, x , the DR estimator is unbiased and

$$\mathbb{E}_{\mathbb{P}_{\beta}}[\tilde{F}_{DR}(t)] = F(t)$$

The variance of the doubly robust estimator is given by

$$\begin{aligned} \mathbb{V}_{\mathbb{P}_{\beta}}[\tilde{F}_{DR}(t)] &= \frac{1}{n}\mathbb{E}_{\mathbb{P}}\left[(1 - \delta(A, X))^2 \sigma^2(t; X, A)\right] + \frac{1}{n}\mathbb{V}_{\mathbb{P}}\left[\mathbb{E}_{\mathbb{P}}[\delta(A, X)\Delta(t; X, A) + G(t; X, A)|X]\right] \\ &\quad + \frac{1}{n}\mathbb{E}_{\mathbb{P}}\left[\mathbb{V}_{\mathbb{P}_{\beta}}[\hat{w}(A, X)\Delta(t; X, A)|X]\right] \end{aligned} \quad (28)$$

Because the DR estimator takes advantage of both policy and reward estimates, it is unbiased whenever either the estimated policy or estimated reward is unbiased. Further, when we have access to the true behavioral policy β and $\hat{w} = w$, it retains the unbiasedness of the IS estimator.

Compared to the IS estimator, the DR estimator may also have pointwise reduced variance. When the variances of the IS estimator (27) and the DR estimator (28) are compared, the first term is identical, and the middle term is of similar magnitude because the randomness in contexts X is endemic. The third term is the primary difference. For the IS estimator, it is proportional to G , but for the DR estimator, it is proportional to the error Δ between the estimated conditional CDF \bar{G} and the true G . Thus, this term can be much larger in the IS estimator when \hat{w} is large and the error Δ is smaller than G . This demonstrates that the DR estimator retains the low bias of the IS estimator, but has the advantage of reduced variance.

Next, Lemma D.3 gives the bias and variance of the DI estimator, which is directly related to the bias and variance of the conditional distribution model \bar{G} .

Lemma D.3 (Bias of DI Estimator with $\hat{\beta}$). *The bias is*

$$\mathbb{E}_{x, a \sim \beta, r}[\tilde{F}_{DI}(t)] = F(t) + \mathbb{E}_{\mathbb{P}}[\Delta]$$

and the variance is

$$\mathbb{V}[\tilde{F}_{DI}(t)] = \frac{1}{n}\mathbb{V}_{\mathbb{P}}[G(t; X, \pi) + \Delta].$$

While the DI estimator has lower variance than both the IS and DR estimators, it suffers from potentially high bias from \bar{G} . Unlike the other two estimators, it is biased even when $\hat{\beta}$ is a perfect estimate of β , which in practice is undesirable. Though the DI estimator has low bias when \bar{G} is a good model of the condition reward distribution, it is often much easier to form accurate models of β than of G .

Proofs: Bias and Variance

We begin by proving the bias and variance expressions of the DR estimator with $\widehat{\beta}$. The bias and variance of the other estimators can be derived as special cases, which we show later.

Proof of Lemma D.2. First, we take the expectation of the DR estimator (25) with respect to \mathbb{P}_β :

$$\begin{aligned}
\mathbb{E}_{\mathbb{P}_\beta} [\widetilde{F}(t)] &= \mathbb{E}_{\mathbb{P}_\beta} \left[\frac{\pi(A|X)}{\widehat{\beta}(A|X)} \mathbb{1}\{R \leq t\} \right] + \mathbb{E}_{\mathbb{P}_\beta} \left[\left(\frac{\pi(A|X)}{\widehat{\beta}(A|X)} - \sum_a \pi(A|X) \right) \overline{G}(t; X, A) \right] \\
&= \mathbb{E}_{\mathbb{P}} \left[\frac{\beta(A|X)}{\widehat{\beta}(A|X)} \mathbb{1}\{R \leq t\} \right] + \mathbb{E}_{\mathbb{P}} \left[\left(\frac{\beta(A|X)}{\widehat{\beta}(A|X)} - 1 \right) \overline{G}(t; X, A) \right] \\
&= F(t) + \mathbb{E}_{\mathbb{P}} \left[\left(\frac{\beta(A|X)}{\widehat{\beta}(A|X)} - 1 \right) \mathbb{1}\{R \leq t\} \right] + \mathbb{E}_{\mathbb{P}} \left[\left(\frac{\beta(A|X)}{\widehat{\beta}(A|X)} - 1 \right) \overline{G}(t; X, A) \right] \\
&= F(t) + \mathbb{E}_{\mathbb{P}} \left[\left(\frac{\beta(A|X)}{\widehat{\beta}(A|X)} - 1 \right) (G(t; X, A) - \overline{G}(t; X, A)) \right] \\
&= F(t) + \mathbb{E}_{\mathbb{P}} [\delta(A, X) \Delta(t; X, A)]
\end{aligned}$$

When $\widehat{\beta} = \beta$ for all a, x , we have $\delta = 0$, giving the unbiasedness of the estimator.

Starting from the second line of the proof of variance for the DR estimator (Appendix C.1), we have

$$\begin{aligned}
\mathbb{V}_{\mathbb{P}_\beta} [\widetilde{F}_{\text{DR}}(t)] &= \frac{1}{n} \mathbb{V}_{\mathbb{P}_\beta} [\widehat{w}(A, X) (\mathbb{1}_{\{R \leq t\}} - \overline{G}(t; X, A)) + \overline{G}(t; X, \pi)] \\
&= \frac{1}{n} \mathbb{E}_{\mathbb{P}_\beta} [\widehat{w}(A, X)^2 \sigma^2(t; X, A)] \\
&\quad + \frac{1}{n} \mathbb{V}_{\mathbb{P}_\beta} [\widehat{w}(A, X) (G(t; X, A) - \overline{G}(t; X, A)) + \overline{G}(t; X, \pi)] \\
&= \frac{1}{n} \mathbb{E}_{\mathbb{P}} \left[\left(\frac{\beta(A, X)}{\widehat{\beta}(A, X)} \right)^2 \sigma^2(t; X, A) \right] \\
&\quad + \frac{1}{n} \mathbb{V}_{\mathbb{P}_\beta} [\mathbb{E}_{\mathbb{P}_\beta} [\widehat{w}(A, X) (G(t; X, A) - \overline{G}(t; X, A)) + \overline{G}(t; X, \pi) | X]] \\
&\quad + \frac{1}{n} \mathbb{E}_{\mathbb{P}_\beta} [\mathbb{V}_{\mathbb{P}_\beta} [\widehat{w}(A, X) (G(t; X, A) - \overline{G}(t; X, A)) | X]] \\
&= \frac{1}{n} \mathbb{E}_{\mathbb{P}} [(1 - \delta(A, X))^2 \sigma^2(t; X, A)] \\
&\quad + \frac{1}{n} \mathbb{V}_{\mathbb{P}} [\mathbb{E}_{\mathbb{P}} [\delta(A, X) \Delta(t; X, A) + G(t; X, A) | X]] \\
&\quad + \frac{1}{n} \mathbb{E}_{\mathbb{P}} [\mathbb{V}_{\mathbb{P}_\beta} [\widehat{w}(A, X) \Delta(t; X, A) | X]]
\end{aligned}$$

the second line uses a change of measure in the first term, and the law of total variance conditioned on the context X . The third line follows again from change of measure and substituting in the definition of δ and Δ .

□

Lemma D.1 is derived from Lemma D.2 using the fact that the IS estimator is a special case of the DR estimator with $\bar{G} = 0$.

Lemma D.3 is derived from Lemma D.2 by using $\hat{\beta} \rightarrow \infty$ which means $\hat{w} = 0$, e.g. importance weighting is not used, and $\delta = 1$.

D.2 CDF and Risk Estimate Error Bounds

Theorem D.1 generalizes the CDF error bounds established for the IS and DR estimators with known behavioral policy to the case where $\hat{\beta}$ is estimated, given an additional high-probability guarantee on the quality of $\hat{\beta}$.

Theorem D.1. *For the IS or DR CDF estimator \tilde{F} that uses estimated weights $\hat{w}(a, x) = \pi(a|x)/\hat{\beta}(a, x)$, given an estimate $\hat{\beta}$ that is ϵ_β -close to the true behavioral policy β , that is*

$$\sup_{a, x} |\beta(a|x) - \hat{\beta}(a|x)| \leq \epsilon_\beta,$$

we have with probability at least $1 - \delta$ that

$$\mathbb{P}_\beta \left(\sup_{t \in \mathbb{R}} |\tilde{F}(t) - F(t)| \leq \epsilon + c\epsilon_\beta \right) \geq 1 - \delta$$

where ϵ is either ϵ_{IS} or $\epsilon = \epsilon_{DR}$ depending the choice of \hat{F} , and $c = w_{max} \left(\inf_{a, x} \hat{\beta}(a|x) \right)^{-1}$.

Similarly, for L -Lipschitz risk functionals, the general error bound given in Theorem 5.2 can be extended to the case of $\hat{\beta}$ by adding the additional error term from the policy estimation.

Corollary D.1. *For the IS or DR CDF estimator \tilde{F} that uses estimated weights $\hat{w}(a, x) = \pi(a|x)/\hat{\beta}(a, x)$, given an estimate $\hat{\beta}$ that is ϵ_β -close to the true behavioral policy β , we have with probability at least $1 - \delta$ that*

$$|\rho(\tilde{F}) - \rho(F)| \leq L(\epsilon + c\epsilon_\beta)$$

where $c = w_{max} \left(\inf_{a, x} \hat{\beta}(a|x) \right)^{-1}$.

Note that the error contributed by policy estimation, $c\epsilon_\beta$, is primarily dependent upon two factors. First, the quality of $\hat{\beta}$ estimation determines the magnitude of ϵ_β ; a poor estimate naturally leads to a higher value of this constant. Second, c is a problem-dependent constant proportional to the maximum importance weight w_{max} and the minimum probability of the estimated behavioral policy $\inf_{a, x} \hat{\beta}(a|x)$. If $\inf_{a, x} \hat{\beta}(a|x)$ is particularly small, the error bound is also large. This reflects the fact that CDF estimation can be difficult when the behavioral policy places low probability in some area of the context and action space.

Remark D.1. *When actions and contexts are discrete, and $\hat{\beta}$ is estimated using empirical averages, standard concentrations for the mean of a random variable can be used to determine ϵ_β . If $\hat{\beta}$ is estimated using regression, depending on the estimator ϵ_β can also be determined from concentration inequalities.*

Proofs: Error Bounds

The proof of these results is given below.

Proof of Theorem D.1. We can decompose the error $\hat{F} - F$ as:

$$\begin{aligned} \sup_t |\tilde{F}(t) - F(t)| &\leq \sup_t \left(|\hat{F}(t) - F(t)| + |\tilde{F}(t) - \hat{F}(t)| \right) \\ &\leq \sup_t |\hat{F}(t) - F(t)| + \sup_t |\tilde{F}(t) - \hat{F}(t)| \end{aligned}$$

Theorem 5.1 gives a bound for the first term, and the bound for the second term bound is given in Lemma D.4 for the IS estimator, and in Lemma D.5 for the DR estimator. \square

Proof of Corollary D.1. This result follows directly from applying the general risk estimation error bound in Theorem 5.2 to the error from Theorem D.1. \square

The intermediary lemmas are defined and proved below:

Lemma D.4. *Suppose that $|\hat{\beta}(a|x) - \beta(a|x)| \leq \epsilon_\beta$ for all a, x with probability at least $1 - \delta$. Then with probability at least $1 - \delta$,*

$$\sup_t |\tilde{F}_{IS}(t) - \hat{F}_{IS}(t)| \leq c\epsilon_\beta$$

where $c = w_{max} \left(\inf_{a,x} \hat{\beta}(a|x) \right)^{-1}$.

Proof. We can bound the LHS of the lemma statement as follows.

$$\begin{aligned} \sup_t |\tilde{F}_{IS}(t) - \hat{F}_{IS}(t)| &= \sup_t \left| \frac{1}{n} \sum_{i=1}^n (w(a_i, x_i) - \hat{w}(a_i, x_i)) \mathbb{1}_{\{r_i \leq t\}} \right| \\ &= \sup_t \left| \frac{1}{n} \sum_{i=1}^n \left(\frac{\pi(a_i|x_i)}{\beta(a_i|x_i)} - \frac{\pi(a_i|x_i)}{\hat{\beta}(a_i|x_i)} \right) \mathbb{1}_{\{r_i \leq t\}} \right| \\ &\leq \frac{1}{n} \sum_{i=1}^n \left| \frac{\pi(a_i|x_i)}{\beta(a_i|x_i)} - \frac{\pi(a_i|x_i)}{\hat{\beta}(a_i|x_i)} \right| \\ &\leq w_{max} \frac{1}{n} \sum_{i=1}^n \left| 1 - \frac{\beta(a_i|x_i)}{\hat{\beta}(a_i|x_i)} \right| \\ &= w_{max} \frac{1}{n} \sum_{i=1}^n \left| \frac{\hat{\beta}(a_i|x_i) - \beta(a_i|x_i)}{\hat{\beta}(a_i|x_i)} \right| \\ &\leq w_{max} \left(\inf_{a,x} \hat{\beta}(a|x) \right)^{-1} \frac{1}{n} \sum_{i=1}^n |\hat{\beta}(a_i|x_i) - \beta(a_i|x_i)| \\ &\leq w_{max} \left(\inf_{a,x} \hat{\beta}(a|x) \right)^{-1} \epsilon_\beta \end{aligned}$$

where the last line follows from using the assumption that $|\hat{\beta}(a|x) - \beta(a|x)| \leq \epsilon_\beta$ for all a, x . \square

Lemma D.5. Suppose that $|\widehat{\beta}(a|x) - \beta(a|x)| \leq \epsilon_\beta$ for all a, x with probability at least $1 - \delta$. Then with probability at least $1 - \delta$,

$$\sup_t |\widetilde{F}_{DR}(t) - \widehat{F}_{DR}(t)| \leq c\epsilon_\beta$$

where $c = w_{max} \left(\inf_{a,x} \widehat{\beta}(a|x) \right)^{-1}$.

Proof. We can bound the LHS of the lemma statement as follows. Using the definitions of the DR estimators,

$$\begin{aligned} \sup_t |\widetilde{F}_{DR}(t) - \widehat{F}_{DR}(t)| &= \sup_t \left| \frac{1}{n} \sum_{i=1}^n (w(a_i, x_i) - \widehat{w}(a_i, x_i)) (\mathbb{1}_{\{r_i \leq t\}} - \overline{G}(t; x_i, a_i)) \right| \\ &= \sup_t \left| \frac{1}{n} \sum_{i=1}^n \left(\frac{\pi(a_i|x_i)}{\beta(a_i|x_i)} - \frac{\pi(a_i|x_i)}{\widehat{\beta}(a_i|x_i)} \right) (\mathbb{1}_{\{r_i \leq t\}} - \overline{G}(t; x_i, a_i)) \right| \\ &\leq \frac{1}{n} \sum_{i=1}^n \left| \frac{\pi(a_i|x_i)}{\beta(a_i|x_i)} - \frac{\pi(a_i|x_i)}{\widehat{\beta}(a_i|x_i)} \right| \\ &\leq w_{max} \frac{1}{n} \sum_{i=1}^n \left| 1 - \frac{\beta(a_i|x_i)}{\widehat{\beta}(a_i|x_i)} \right| \\ &= w_{max} \frac{1}{n} \sum_{i=1}^n \left| \frac{\widehat{\beta}(a_i|x_i) - \beta(a_i|x_i)}{\widehat{\beta}(a_i|x_i)} \right| \\ &\leq w_{max} \left(\inf_{a,x} \widehat{\beta}(a|x) \right)^{-1} \frac{1}{n} \sum_{i=1}^n |\widehat{\beta}(a_i|x_i) - \beta(a_i|x_i)| \\ &\leq w_{max} \left(\inf_{a,x} \widehat{\beta}(a|x) \right)^{-1} \epsilon_\beta \end{aligned}$$

where the last line uses the assumption that $|\widehat{\beta}(a|x) - \beta(a|x)| \leq \epsilon_\beta$ for all a, x . □