

# Constrained Language Models Yield Few-Shot Semantic Parsers

Richard Shin, Christopher H. Lin, Sam Thomson, Charles Chen,  
Subhro Roy, Emmanouil Antonios Platanios, Adam Pauls,  
Dan Klein, Jason Eisner, Benjamin Van Durme

Microsoft Semantic Machines

{richard.shin, christol, sathomso, cpchen, subhroy, emplata,  
adpauls, dklein, jeisner, bevandur}@microsoft.com

## Abstract

We explore the use of large pretrained language models as few-shot semantic parsers. The goal in semantic parsing is to generate a structured meaning representation given a natural language input. However, language models are trained to generate natural language. To bridge the gap, we use language models to paraphrase inputs into a controlled sublanguage resembling English that can be automatically mapped to a target meaning representation. With a small amount of data and very little code to convert into English-like representations, we provide a blueprint for rapidly bootstrapping semantic parsers and demonstrate good performance on multiple tasks.

## 1 Introduction

Large pre-trained language models like GPT-3 (Brown et al., 2020) have shown increasingly impressive few-shot performance in a variety of natural language processing tasks by formulating tasks as text-to-text generation problems (Raffel et al., 2020; Brown et al., 2020). Although these models do not yet compete with state-of-the-art models for data-rich tasks, the ability to rapidly prototype new tasks and domains given only a trained LM and a small amount of text describing the problem in some way (a *prompt*) can be tremendously helpful for developers.

However, the task of *semantic parsing* does not naturally fit into this paradigm because semantic parsers typically use custom meaning representations that are unlikely to already exist on the web, let alone exist in large enough quantities to affect these LMs. We leverage two key insights to overcome this barrier: (1) since LMs excel at generating natural language, we formulate semantic parsing as *paraphrasing* into a controlled sublanguage (Berant and Liang, 2014; Marzoev et al., 2020) and (2) since semantic parsing only requires that an LM

discriminate between valid semantic parses, we can exploit the autoregressive property of modern LMs to efficiently search over possible parses in the controlled sublanguage without requiring the LM to learn the sublanguage from scratch.

In particular, following Berant and Liang (2014), we envision a developer for some new domain first writing a *synchronous context-free grammar* (SCFG) that defines the space of supported (and well-formed) meaning representations as well as corresponding natural language constructions. Such a grammar provides a way to map between a natural language form and a domain-specific meaning representation, enabling a system to focus entirely on mapping a natural language utterance  $u$  to a canonical (but still natural) form  $c$ . Furthermore, the grammar can also be used to constrain a pretrained LM so that it can only ever generate utterances in the domain of this mapping that correspond (deterministically) to well-formed meaning representations.

Given such a grammar, an LM, and a prompt that primes the LM for the task of interest—which typically takes the form of a handful of examples—our approach immediately yields a functional semantic parser. We further explore approaches to exploiting more examples that can fit in a prompt. In particular, we explore the standard approach of *fine-tuning* the parameters on a small number of training examples, as well as *dynamic prompt selection*, where we construct prompts specific to a particular example from a set of training examples.

We perform experiments on the Overnight (Wang et al., 2015), Break (Wolfson et al., 2020) and SMCatFlow (Semantic Machines et al., 2020) datasets<sup>1</sup> using GPT-2 (Radford et al., 2019), GPT-3 (Brown et al., 2020), and BART (Lewis et al., 2020) as the underlying LMs.

<sup>1</sup>Each of these preexisting datasets uses English inputs, but their output representations vary.

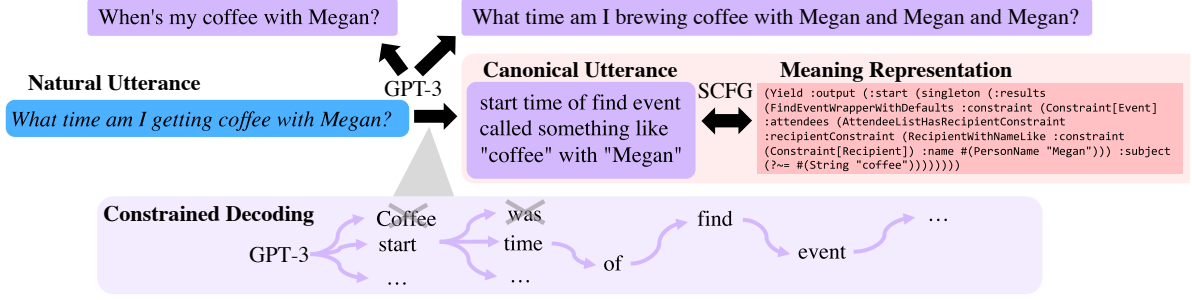


Figure 1: Our proposed workflow for semantic parsing with GPT-3. Prompted by a few examples (not shown) and a natural user utterance (blue, italic), a large language model generates paraphrased utterances (purple). A grammar constrains the search over paraphrases to only canonical utterances, and the highest-scoring canonical paraphrase is mechanically converted to a task-specific meaning representation (pink).

We demonstrate that our solution: (1) delivers greater accuracy when targeting language-like representations, (2) improves with the use of explicit decoder constraints, and (3) performs sufficiently well to suggest a new frontier for rapidly prototyping semantic parsers.

## 2 Background

In the following paragraphs we summarize the background needed to introduce our approach.

**Autoregressive Language Models.** Language models estimate a probability distribution over sentences or documents, defined as a sequence of tokens  $w = w_1, \dots, w_n$ . Autoregressive LMs factorize this distribution as follows:

$$p(s) = \prod_{i=1}^n p(w_i \mid w_1, \dots, w_{i-1}) \quad (1)$$

Unlike a cloze model such as BERT (Devlin et al., 2019), an LM enables text generation, and an autoregressive LM makes it efficient to generate text incrementally. Large autoregressive LMs like GPT-2 (Radford et al., 2019) and GPT-3 (Brown et al., 2020) are trained by maximizing their likelihood on large web corpora.

Recently it has been shown that autoregressive LMs are powerful at performing tasks not obviously connected to pure language modeling. For example, Raffel et al. (2020) showed that an LM was able to extend the prompt “*Translate English to German: That is good.*” with the correct translation “*Das ist gut.*” Brown et al. (2020) used “few-shot” prompts that included several examples of inputs followed by target outputs, with the actual task input appended at the end. In both cases, the task is defined by the prompt and it is carried out by

asking the language model to generate the subsequent text. Even without task-specific fine-tuning, this approach has already yielded reasonable results (see e.g., Radford et al., 2018; Brown et al., 2020; Gao et al., 2020).

This has wide implications, indicating we may be able to carry out various tasks simply by *designing the prompts* that we feed to pretrained LMs, removing the expense of training task-specific models. There already exist multiple approaches to prompt design, like choosing appropriate examples to include in the prompt (e.g., Liu et al., 2021a) or reformulating the prompts into more human-friendly forms (i.e., closer to natural language; Schick and Schütze, 2020a). More related to our work, prompt-guided semantic parsing relates to ideas in example-based machine translation dating back to work by Nagao (1984), that have been recently revisited in the context of semantic parsing with *retrieve-and-edit* (Hashimoto et al., 2018).

Fine-tuning can still be used with these models to perform various tasks (Li and Liang, 2021; Liu et al., 2021b; Schick and Schütze, 2020b). Although fine-tuning requires more resources for training, it is more efficient at inference time as the prompt no longer requires training examples to precede the test input.

**Semantic Parsing as Paraphrasing.** We adopt the insight from Berant and Liang (2014) that semantic parsing can make use of triples (natural utterance  $u$ , canonical utterance  $c$ , meaning representation  $m$ ), where the parser maps  $u \mapsto c \mapsto m$ . By design, it is easy to map  $c \mapsto m$  and vice-versa. Our innovation is to prompt and constrain an LM so as to make it map  $u \mapsto c$ . This approach can exploit newly available large pretrained LMs.

Previous work has not used generative LMs for

the  $u \mapsto c$  paraphrase step. Rather, it has mapped  $u \mapsto c$  by obtaining candidate  $c$  values in some way and then *scoring* them according to whether they paraphrase  $u$ , using a semantic equivalence model that scores  $(u, c)$  pairs. For example, [Berant and Liang \(2014\)](#) mapped from  $u$  directly to many candidate meanings  $m$ , and then evaluated the corresponding canonical utterances  $c$  against  $u$ . [Wang et al. \(2015\)](#) and [Marzoev et al. \(2020\)](#) generated candidate  $c$  values (along with their meanings  $m$ ) from a grammar of legal canonical utterances, but *incrementally filtered* the bottom-up or top-down generation by scoring the partial candidates against  $u$ . Our approach is similar but swaps the roles of the grammar and  $u$ . We use  $u$  to *generate* the candidate  $c$  values, by prompting a large LM with  $u$ , and then *incrementally filtering* the left-to-right generation by assessing whether the partial candidates fit the canonical grammar. The LM that we use for paraphrase generation is trained on much more data than the paraphrase scoring models used in prior work.

**Bootstrapping a Semantic Parser.** Prior work on quickly bootstrapping a semantic parser has focused on creating synthetic training examples from a grammar, typically developed by hand ([Campagna et al., 2019](#); [Weir et al., 2020](#); [Marzoev et al., 2020](#); [Campagna et al., 2020](#)) or derived automatically from existing data ([Jia and Liang, 2016](#); [Yu et al., 2020](#)). [Wang et al. \(2015\)](#) described an approach to bootstrapping that uses a grammar to generate canonical forms, which are paraphrased by crowdworkers to produce training data “overnight.” [Xu et al. \(2020\)](#) extended this work by automatically generating paraphrases for training data by filtering examples generated from a grammar. In this paper, GPT-3 completely eliminates any requirement for training on paraphrased data—given a grammar and a small number of labeled examples, our system immediately provides a functioning semantic parser without requiring any parameter updates.

### 3 Approach

We propose a method for performing semantic parsing using large pre-trained LMs that does not require any task-specific training. We use the 175-billion-parameter GPT-3 model ([Brown et al., 2020](#)) as our LM because it is the largest available at the time of writing this paper that also provides

a publicly accessible API.<sup>2</sup> Our goal is two-fold: to show that the approach is good enough to be practical, and also to confirm that GPT-3 is better used to generate text that looks more like natural language rather than an artificial programming language. Our approach consists of two parts: (i) *dynamic prompt creation*, which determines the prompt we feed to GPT-3 as input, and (ii) *constrained decoding*, which determines how we constrain its output so that it is well-formed under the target representation.

**Dynamic Prompt Creation.** The prompt we feed to GPT-3 needs to be designed such that it contains a small representative set of examples mapping utterances to their corresponding desired outputs. As mentioned in §1, we target rapid prototyping and so, for each task that we tackle, we assume access to 1,000 or fewer training examples. Each example is a pair  $(u_i, t_i)$  where  $u_i$  is an utterance and  $t_i$  is the target output for that utterance, specified as either the original meaning representation ( $c_i$ , which can then be translated to  $m_i$ ) or our canonical linguistic representation ( $c_i$ , which can then be translated to  $m_i$ ). Therefore, given a test input utterance  $u$ , our goal is to dynamically construct a prompt, something like:

Let’s translate what a human user says into what a computer might say.

Human: when is the weekly standup  
 Computer: start time of weekly standup  
 Human: what date is the weekly standup  
 Computer: date of weekly standup  
 ...  
 Human: how long is the weekly standup  
 Computer:

Intuitively, we want the examples used in the prompt to be similar to the test utterance  $u$  (in the example above,  $u = \text{how long is the weekly standup}$ ) so that GPT-3 can *learn* how to generate the target output based on just the prompt.

We propose to also use GPT-3 for selecting the examples to include in the prompt. Let us consider one of the training examples,  $(u_i, t_i)$ . We heuristically quantify its relevance to the test input  $u$  as  $p(u \mid u_i)$ , computed directly using GPT-3.<sup>3</sup> For each test utterance  $u$ , we sort all training examples by this relevance metric, and construct the prompt

<sup>2</sup><https://openai.com/blog/openai-api>

<sup>3</sup>During development we also considered using S-RoBERTa ([Reimers and Gurevych, 2019](#)) or LASER ([Artetxe and Schwenk, 2019](#)) for estimating relevance instead of GPT-3, but we did not observe differences significant enough to motivate the additional complexity.

out of the top  $P$  most relevant examples. Note that the GPT-3 API accepts at most 2,048 tokens (after sub-word tokenization) and thus, if using  $P$  exceeds this limit, we reduce  $P$  accordingly. For example, to generate a 40-token output we need to limit the prompt size to 2,008 tokens.

**Constrained Decoding.** Given the prompt  $p$  for test utterance  $u$ , we use GPT-3 to generate the output  $t$  that corresponds to that utterance. As mentioned in §2, we assume that each target task specifies a way to constrain the output of GPT-3 so that it is guaranteed to be a well-formed output for that task. Formally, we assume that each task provides a `validNextTokens` function that takes as input a prefix sequence of tokens and returns the set of tokens that are allowed to follow this prefix in the target output language. We then use GPT-3 to produce the output  $t$  by extending the prompt  $p$  using a length-normalized variant of beam search (Murray and Chiang, 2018; Wu et al., 2016). At each step of the search, we also filter the set of valid continuations using `validNextTokens`.

**Fine-tuning Comparison.** As §2 mentioned, an alternative to few-shot prompting is to fine-tune the LM on the task and then provide it *just* the utterance as its input. This is essentially a supervised sequence-to-sequence approach, with pretraining. Since the GPT-3 API available to us does not support fine-tuning, we use the next largest model of the same type, GPT-2 XL. We also fine-tune BART (Lewis et al., 2020), a pretrained sequence-to-sequence model with a separate bidirectional encoder and autoregressive decoder. Because BART is trained to generate sentences given corrupted versions of those sentences, it is particularly well-suited for generating paraphrases.

To conduct a fair head-to-head comparison in the low-resource setting, we use the exact same set of examples to fine-tune that we would otherwise use as candidates for prompt creation. Our fine-tuning experiments treat the task similarly to contemporary approaches, mapping a single natural utterance provided as input to a single output. When the target output is a structured representation, this amounts to standard sequence-to-sequence semantic parsing. When the output is natural language, this might be called text rewriting or sentential paraphrasing.<sup>4</sup> We used both kinds of target outputs in

<sup>4</sup>We also tried GPT-2 with few-shot prompts and without fine-tuning, but found the results sufficiently poor that we did

various experiments, and generate with and without the grammar constraints.

## 4 Case Studies

In the following sections we present multiple case studies to evaluate our approach. Each centers on a different task and follows the same workflow:

1. **Definition:** We first define the task and the meaning representation it uses.
2. **Framing:** We then frame each task in our setup. This consists of defining the task-specific canonical representation as well as the `validNextTokens` function that we discussed in the previous section.
3. **Experimental Setup:** We describe any task-specific experimental setup details.
4. **Results:** Our experiments evaluate our ability to predict the original meaning representation  $m$ , either as  $u \mapsto m$  or as  $u \mapsto c \mapsto m$ . Our goal is to show that the GPT-3 approach works, and works best when we use the intermediate linguistic form  $c$  and when we use constrained decoding.

### 4.1 Overnight

**Definition.** Wang et al. (2015) constructed the Overnight semantic parsing dataset, which contains a total of 13,682 examples across eight different domains exhibiting a variety of linguistic phenomena and semantic structures. The underlying task aims to map natural language utterances to database queries. The authors initially generated pairs  $(c_i, m_i)$  of canonical utterances and corresponding queries (in the form of Lisp-like S-expressions) using a hand-crafted SCFG. They then used crowdsourcing to paraphrase each  $c_i$  into a more natural-sounding utterance  $u_i$ . An example  $u_i$  is shown below, followed by the **canonical representation**  $c_i$  and **meaning representation**  $m_i$ :<sup>5</sup>

*which january 2nd meetings is alice attending [sic]*

meeting whose date is jan 2 and whose attendee is alice

```
(call listValue (call filter
  (call filter (call getProperty
    (call singleton en.meeting) (string !type))
    (string date) (string =) (date 2015 1 2))
    (string attendee) (string =) en.person.alice))
```

The resulting  $(u_i, c_i, m_i)$  triples were used to train a semantic parser that mapped  $u \mapsto (c, m)$ .

not explore deeper.

<sup>5</sup>We removed all instances of the string `edu.stanford.nlp.semple.overnight.SimpleWorld.` here and in our experiments to save space, as it is redundant.



| Model                                    | Train $n$             | Basketball   | Blocks       | Calendar     | Housing      | Publications | Recipes      | Restaurants  | Social       |
|--|-----------------------|--------------|--------------|--------------|--------------|--------------|--------------|--------------|--------------|
| GPT-3 Constrained Canonical              | 200                   | 0.859        | <b>0.634</b> | <b>0.792</b> | <b>0.741</b> | <b>0.776</b> | 0.792        | <b>0.840</b> | <b>0.687</b> |
| BART <sup>f</sup> Constrained Canonical  | 200                   | <b>0.864</b> | 0.554        | 0.780        | 0.672        | 0.758        | <b>0.801</b> | 0.801        | 0.666        |
| GPT-2 <sup>f</sup> Constrained Canonical | 200                   | 0.836        | 0.540        | 0.766        | 0.666        | 0.715        | 0.764        | 0.768        | 0.623        |
| Cao et al. (2019)                        | 200                   | 0.772        | 0.429        | 0.613        | 0.550        | 0.696        | 0.671        | 0.639        | 0.566        |
| Cao et al. (2019)                        | 640–3535              | <b>0.880</b> | <b>0.652</b> | <b>0.807</b> | <b>0.767</b> | <b>0.807</b> | <b>0.824</b> | <b>0.840</b> | <b>0.838</b> |
| BERT-LSTM (Xu et al., 2020)              | 640–3535              | 0.875        | 0.624        | 0.798        | 0.704        | 0.764        | 0.759        | 0.828        | 0.819        |
| AutoQA (Xu et al., 2020)                 | >400,000 <sup>†</sup> | 0.739        | 0.549        | 0.726        | 0.709        | 0.745        | 0.681        | 0.786        | 0.615        |

Table 1: Denotation accuracies on Overnight. <sup>f</sup> indicates models that have been fine-tuned on the training examples. For results above the line, we use 200 randomly-sampled training examples; for Cao et al. (2019) we ran their training code on the same 200. The results below the line come from prior work using many more training examples. AutoQA was trained on a large set of synthetic<sup>†</sup> utterances  $u$  created from Overnight’s canonical utterances by expansive paraphrase.

| Model                                     | Train $n$ | Basketball   | Blocks       | Calendar     | Housing      | Publications | Recipes      | Restaurants  | Social       |
|---|-----------|--------------|--------------|--------------|--------------|--------------|--------------|--------------|--------------|
| GPT-3 Constrained Canonical               | 200       | <b>0.80*</b> | <b>0.62*</b> | <b>0.82*</b> | <b>0.71*</b> | 0.79*        | <b>0.84*</b> | <b>0.89*</b> | <b>0.72*</b> |
| GPT-3 Constrained Meaning                 | 200       | 0.68*        | 0.53*        | 0.68*        | 0.58*        | 0.63*        | 0.75*        | 0.78*        | 0.63*        |
| GPT-3 Unconstrained Canonical             | 200       | 0.76*        | 0.46*        | 0.68*        | 0.56*        | 0.58*        | 0.74*        | 0.74*        | 0.55*        |
| GPT-3 Unconstrained Meaning               | 200       | 0.56*        | 0.39*        | 0.50*        | 0.42*        | 0.46*        | 0.66*        | 0.58*        | 0.48*        |
| GPT-3 Constrained Canonical               | 20        | <b>0.80*</b> | 0.55*        | 0.67*        | 0.68*        | <b>0.81*</b> | 0.60*        | 0.76*        | 0.67*        |
| BART <sup>f</sup> Constrained Canonical   | 200       | <b>0.864</b> | <b>0.554</b> | <b>0.780</b> | <b>0.672</b> | <b>0.758</b> | <b>0.801</b> | <b>0.801</b> | <b>0.666</b> |
| BART <sup>f</sup> Constrained Meaning     | 200       | 0.834        | 0.499        | 0.750        | 0.619        | 0.739        | 0.796        | 0.774        | 0.620        |
| BART <sup>f</sup> Unconstrained Canonical | 200       | 0.852        | 0.539        | 0.726        | 0.656        | 0.714        | 0.773        | 0.756        | 0.585        |
| BART <sup>f</sup> Unconstrained Meaning   | 200       | 0.813        | 0.476        | 0.732        | 0.566        | 0.696        | 0.778        | 0.720        | 0.536        |
| GPT-2 <sup>f</sup> Constrained Canonical  | 200       | 0.836        | 0.540        | 0.766        | 0.666        | 0.715        | 0.764        | 0.768        | 0.623        |
| GPT-2 <sup>f</sup> Constrained Meaning    | 200       | 0.760        | 0.479        | 0.736        | 0.571        | 0.645        | 0.699        | 0.660        | 0.606        |

Table 2: Variations of our method across different language models. “\*” denotes accuracies computed on a smaller test set randomly sampled from the full set due to the computational cost of using GPT-3.

| Model                         | Beam size | Calendar |
|-------------------------------|-----------|----------|
| GPT-3 Unconstrained Canonical | 10        | 0.73*    |
|                               | 1         | 0.68*    |
| GPT-3 Unconstrained Meaning   | 10        | 0.57*    |
|                               | 1         | 0.50*    |

Table 3: Comparison of beam sizes on unconstrained decoding, on the Calendar domain of Overnight.

**Framing.** The publicly available release of the Overnight dataset conveniently contains all of the  $(c_i, m_i)$  pairs generated by enumerating SCFG derivation trees up to a certain depth. For some of these, the natural language paraphrase  $u_i$  is also available. For these, we can directly use  $m_i$  as the meaning representation for our setup, and  $c_i$  as the canonical representation. Furthermore, we implement the `validNextTokens` function from §3 by building a large trie that contains *all* of the  $c_i$  or  $m_i$  strings (depending on whether our experimental system is attempting to map  $u \mapsto c$  or  $u \mapsto m$ ). This trie allows us to quickly look up all the ways in which a valid prefix of a (depth-limited)  $c$  or  $m$  string can be extended to produce a longer valid prefix. In the case of  $m$ , it enforces not only syntactic well-formedness but also type safety.

**Experimental Setup.** For each domain, we simulate the low-data rapid prototyping regime by using only 200 training examples, randomly selected from the 640–3,535 examples provided in the Overnight training set; we also try 20 training examples as a more extreme case. For each evaluation example, we create the GPT-3 prompt by selecting up to  $P = 20$  training examples. When using constrained decoding, we perform beam search with a beam size of 10. For unconstrained decoding with GPT-3, we use the API to greedily sample (using a softmax temperature of 0.0) from the prompt until we reach a newline character; we also try beam search with beam size 10, but to save on computation costs, only for the calendar domain. For parity, we also use greedy search for unconstrained decoding with models other than GPT-3.

**Results.** Table 1 shows our main results on the full test sets in Overnight. As in prior work we measure denotation accuracy (whether execution of the predicted  $m$  against a database returns the gold answer) rather than exact match accuracy. We compare against the state-of-the-art method from Cao et al. (2019) also trained on only 200 examples

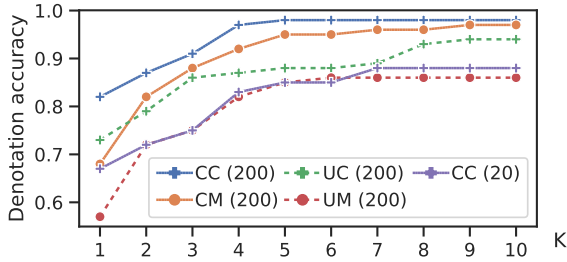


Figure 2: Denotation accuracy @ $K$  on the Calendar subdomain of Overnight. Unlike Table 1, all conditions use beam search; Constrained Canonical (CC), Constrained Meaning (CM), Unconstrained Canonical (UC), and Unconstrained Meaning (UM), using (200) or (20) training examples.

for each of the domains.<sup>6</sup>

Table 1 also includes results obtained using all training examples, from Cao et al. (2019) and Xu et al. (2020); and AutoQA, which uses only synthetic utterances created by automatic paraphrasing the canonical utterances. On some of the domains, such as Calendar, Housing, and Restaurants, we obtain similar numbers as the state-of-the-art approach even though it uses 7 to 13 times more training data.

Our method with GPT-3 performs the best among models trained on only 200 examples, approaching the performance of the models trained on all training examples. BART and GPT-2, when fine-tuned on the 200 examples, also perform quite well. BART outperforms GPT-2 despite having fewer parameters, indicating its denoising training objective is particularly effective for paraphrasing. Given that fine-tuning was necessary for decent performance for GPT-2, we expect that fine-tuning GPT-3 may improve its performance even further – when it becomes practical to do so.

Table 2 shows that both constrained decoding and the use of English-like canonical utterances rather than Lisp-like logical forms substantially increases the accuracy. This same pattern holds for BART and GPT-2 as well. Using only 20 training examples generally decreases accuracy by a modest amount, but surprisingly not on all domains. Table 3 shows that using beam search helps with unconstrained decoding on Calendar, but not as much as using constrained decoding. Finally, Figure 2 shows “accuracy@ $K$ ,” where the parser is scored as correct on an input if any output in its top  $K$  hypotheses is correct.

<sup>6</sup>See Appendix D for technical details.

## 4.2 Break

**Definition.** The Break dataset (Wolfson et al., 2020) pairs natural language questions with programs in the question decomposition meaning representation (QDMR). A QDMR program is a sequence of database queries in a controlled natural language, where each query can use the return values of previous queries. The utterances  $u$  were questions sampled from multiple existing datasets for semantic parsing (Price, 1990; Zelle and Mooney, 1996; Li and Jagadish, 2014; Yu et al., 2018), reading comprehension (Talmor and Berant, 2018; Yang et al., 2018; Dua et al., 2019; Abujabal et al., 2019), and visual question answering (Johnson et al., 2017; Suhr et al., 2019). The sampled questions were annotated through crowdsourcing, where workers were asked to *decompose* a provided question  $u_i$  into a sequence  $m_i$  of queries specified as strings. The string of each step was restricted to: (i) words and their inflections appearing in the questions, (ii) 66 pre-defined function words (e.g., “if”, “on”, or “for each”), and (iii) reference tokens that refer to results from the previous step. This resulted in 44,321 train, 7,760 development, and 8,069 test examples. An example is shown below, including our **canonical representation** (defined next) and the QD **meaning representation**:

What color are a majority of the objects?

(colors of (objects)) where (number of (objects for each (colors of (objects))) is highest)

1. objects
2. colors of #1
3. number of #1 for each #2
4. #2 where #3 is highest

**Framing.** For our canonical representation  $c_i$ , we mechanically and invertibly map the QDMR  $m_i$  into a single-line format that more closely resembles a detailed English request, as illustrated above. We implement `validNextTokens` by restricting the allowed tokens to: (i) words or their inflections that appear in the questions, (ii) the pre-defined set of function words, and (iii) opening and closing parentheses. A string is considered valid if its tokens belong to one of these three categories, and if any parentheses used are balanced.

**Experimental Setup.** The Break leaderboard<sup>7</sup> reports four metrics, with a focus on normalized exact match accuracy (NEM), defined as exact match accuracy after QDMR canonicalization. All four metrics followed consistent relative trends in our

<sup>7</sup><https://leaderboard.allenai.org/break>.

| Model                                    | $n$    | nem   |
|--|--------|-------|
| Coleman & Reneau                         | 44,321 | 0.39  |
| Wolfson et al. (2020)                    | 44,321 | 0.29  |
| Arad & Sapir                             | 44,321 | 0.16  |
| BART <sup>f</sup> Unconstrained Meaning  | 200    | 0.10  |
| GPT-3 Constrained Canonical              | 1,000  | 0.32* |
| GPT-3 Constrained Canonical              | 100    | 0.24* |
| GPT-3 Constrained Canonical              | 25     | 0.20* |
| GPT-3 Constrained Canonical              | 200    | 0.31* |
| GPT-3 Constrained Meaning                | 200    | 0.24* |
| GPT-3 Unconstrained Canonical            | 200    | 0.20* |
| GPT-3 Unconstrained Meaning              | 200    | 0.17* |
| GPT-2 <sup>f</sup> Constrained Canonical | 200    | 0.14  |
| GPT-2 <sup>f</sup> Constrained Meaning   | 200    | 0.13  |

Table 4: Normalized exact match accuracy on the Break dataset, where  $n$  is the number of training examples used in each case. We have included entries drawn from the task leaderboard as reference points. Our results annotated with “\*” evaluate on 100 examples sampled from the official validation set, and are thus not directly comparable to prior work. <sup>f</sup> indicates finetuned models.

experiments; we focus on NEM for brevity and clarity. We sampled  $n \in \{25, 100, 200, 1000\}$  items uniformly at random from the training set in order to perform experiments while varying the amount of training data and simulating the implicitly low-data, rapid prototyping regime. For GPT3 experiments, we sampled 100 examples uniformly at random from the validation set for evaluation. For each evaluation example, we create the prompt by selecting up to  $P = 20$  of the  $n$  available training examples.

**Results.** Table 4 shows the results. Similar to the first case study (§4.1), we observe that our approach obtains high accuracy while using relatively few training examples. As expected, we also observe that the canonical representation is easier to predict than the meaning representation, even though QDMR was already designed to be more natural than the representations originally used for the various Break datasets. Also, we observe that constrained decoding results in further improvements, leading to gains of 7–11% in terms of absolute accuracy. All our methods outperform a standard sequence to sequence baseline (BART Unconstrained Meaning) trained to predict the meaning representation on the same number of training examples. With a focus on constrained decoding of canonical utterances, we see steady improvements as we increase the number of training examples from 25 up to 1,000. Figure 3 illustrates accuracy over the top- $K$  predictions of the model,

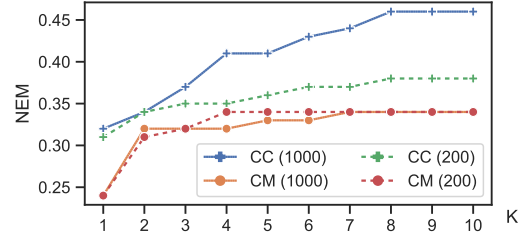


Figure 3: NEM @ $K$  on a sample from Break for Constrained Canonical (CC) and Constrained Meaning (CM) with 200 training examples.

as we vary the value of  $K$ . Our observations here are also consistent with what we saw in §4.1.

### 4.3 SMCaFlow

**Definition.** SMCaFlow (Semantic Machines et al., 2020) is a large dataset for task oriented dialogue, spanning the domains of events, weather, places, and people. User utterances  $u$  in SMCaFlow are paired with rich executable dataflow programs  $m$  featuring API calls, function composition, complex constraints, and references to the programs from previous dialogue turns. The dataset contains 133,821 training examples  $(u_i, m_i)$ .<sup>8</sup> The following example shows the **canonical representation** (defined next) and the **meaning representation**:

What did I set as my response status for the team meeting?

my response status of find event called something like “team meeting”

(Yield :output  
(:responseStatus (singleton (:results  
(FindEventWrapperWithDefaults  
:constraint (Constraint[Event]  
:subject (?~=#(String “team meeting”)))))))))

**Framing.** Unlike the previous datasets, SMCaFlow does not come with a grammar, and writing one for such a complex dataset post-hoc that can produce both natural and fluent English is challenging. At the same time, SMCaFlow is representative of the rich semantic parsing tasks our proposal is meant to help rapidly prototype, hence its inclusion in our experiments.

In order to map between  $m$  and a canonical utterance  $c$ , we built an SCFG over  $(c, m')$  pairs, where  $m'$  is a transformed intermediate representation that is more SCFG-friendly than  $m$ . See Ap-

<sup>8</sup>Each SMCaFlow example is also equipped with a history of previous dialogue turns, which we ignore here in order to align our approach with the previous sections. Ignoring dialogue history hurts the performance of all of our systems relative to prior work. In future, however, this history could clearly be incorporated into a natural-language prompt.

pendix A for details on how we construct the mapping. To provide validNextTokens, we use the Earley parser containing a character-level version of the utterance grammar on the prefix sequence of tokens.

Note that while our transformation and SCFG allow us to map  $m \mapsto m' \mapsto c$  deterministically (to construct training examples  $(u_i, c_i)$  for the prompt), some simple guessing models are required in the reverse direction  $c \mapsto m' \mapsto m$  (to convert GPT-3’s linguistic output to the desired SMCaFlow representation), since our canonical utterances  $c$  are occasionally ambiguous and since  $m'$  omits some information about coreferent nodes.

**Experimental Setup.** We gather a set of 300 training examples from the SMCaFlow training set through stratified sampling.<sup>9</sup> We use stratified sampling to simulate a scenario where examples are written by a domain developer while developing annotation guidelines. We also uniformly sample a set of 100 examples and use stratified sampling for a set of 150 examples from the SMCaFlow validation set to assist in grammar development and hyperparameter tuning. We use a beam size of 10. For GPT-3 experiments, we uniformly sample an evaluation set of 200 examples from the SMCaFlow validation set.

**Results.** Results are shown in Table 5 and Figure 4. Note that we always evaluate on the original meaning representation. We find similar relative differences as in previous tasks, in that targeting a more natural representation and constraining the decoding improves results. We similarly find that fine-tuning GPT-2 to predict utterances rather than forms leads to a 4% gain in accuracy. Our methods also significantly outperform a standard sequence to sequence baseline (BART Unconstrained Meaning) trained to predict meaning representation.

## 5 Analysis of Example Results

Empirically, we demonstrated that (i) constrained decoding is better than unconstrained and (ii) controlled natural languages are better than meaning representations when used with a pre-trained LM. The benefit of (i) is readily observable because unconstrained decoding can produce not-quite-correct answers. For example, constrained decoding maps the Overnight example *show me any meetings labeled as important which are also three hours long*

<sup>9</sup>See Appendix C.

| Model                                    | $n$     | Accuracy |
|--|---------|----------|
| Semantic Machines et al. (2020)          | 133,821 | 0.73     |
| BART <sup>f</sup> Unconstrained Meaning  | 300     | 0.19     |
| GPT-3 Constrained Canonical              | 300     | 0.37*    |
| GPT-3 Constrained Meaning                | 300     | 0.29*    |
| GPT-3 Unconstrained Canonical            | 300     | 0.22*    |
| GPT-3 Unconstrained Meaning              | 300     | 0.21*    |
| GPT-2 <sup>f</sup> Constrained Canonical | 300     | 0.34     |
| GPT-2 <sup>f</sup> Constrained Meaning   | 300     | 0.30     |

Table 5: Performance on SMCaFlow. Our results with “\*” are on a sample of SMCaFlow validation. <sup>f</sup> indicates finetuned models.

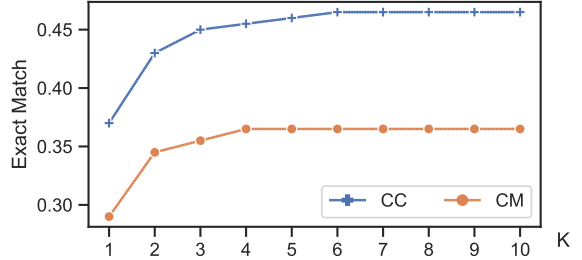


Figure 4: Accuracy@K of Constrained Canonical (CC) and Constrained Meaning (CM) on SMCaFlow meaning representations.

to the correct canonical utterance *meeting that is important and whose length is three hours*, whereas unconstrained decoding yields *meeting whose label is important and whose length is three hours*.

The effect of (ii) is harder to isolate, though we found some suggestive examples. For example, for the input utterance *meetings that are not attended by alice*, our method led to the correct *meeting whose attendee is not alice*. In contrast, constrained prediction of the meaning representation dropped the negation (using = instead !=), producing the meaning representation for *meeting whose attendee is alice and is important*. We speculate that grammar-constrained prompted GPT-3 was more willing to preserve the input word *not* than to produce !=. More impressively, in Break, our method correctly interpreted the novel bigram *as many*, mapping *Are there as many matte objects as metallic objects?* to *((number of (matte objects)) is same as (number of (metallic objects)))*. In contrast, constrained prediction of the QDMR led to the wrong predicate, whose canonical utterance would be *((number of (matte objects)) is higher than (number of (metallic objects)))*.

A common thread among all of our datasets, and arguably semantic parsing in general, is that annotation subtleties cause problems for automated



methods and annotators alike. For example, on the Calendar subset of Overnight, we found that of our best model’s 18 errors, 8 were legitimately wrong, 7 were annotation errors that the model actually got right, and 3 differed only by equality strictness – which is often left ambiguous in natural language. For example, for the input: *tell me the all meetings begins after 10am or 3pm*, the annotated canonical form in the data is: *meeting whose start time is at least 10am or 3pm*, but our system predicted: *meeting whose start time is larger than 10am or 3pm*. We would expect low interannotator agreement on this subtle distinction, just as we would expect GPT-3 to perform poorly. As another example, on the Calendar subdomain of Overnight our best model’s denotation accuracy @ $K$  saturates at 0.98 when  $K \geq 5$ ; we found that the 2 remaining errors were caused by annotation mistakes on utterances that the model correctly interpreted.

## 6 Other Related Work

**Constrained Decoding.** Motivated by tasks where a user requires certain phrases to be present or absent in the output of a text generation system, researchers have explored increasingly more efficient approaches to restricting valid paths in beam search such that they satisfy certain externally provided constraints (e.g., [Hokamp and Liu, 2017](#); [Anderson et al., 2017](#); [Post and Vilar, 2018](#); [Hu et al., 2019](#)). *Grammar-constrained* decoding restricts some or all of a successful transduction path to result in a sequence parseable under a grammar. Such techniques were historically used in task-oriented speech recognition systems ([Moore et al., 1997](#)), where it was assumed a user knew the precise way to phrase commands. More recently, constraining the decoder of a neural semantic parser has been explored by [Yin and Neubig \(2017\)](#) and [Krishnamurthy et al. \(2017\)](#), among others, with the goal of generating structured forms rather than paraphrases.

**Semantic Parsing as Neural Translation.** Semantic parsing is the task of mapping a natural language utterance  $u$  to a structured meaning representation  $m$ . Like the closely related problem of machine translation ([Wong and Mooney, 2006](#); [Andreas et al., 2013](#)), semantic parsing has recently been driven by encoder-decoder neural architectures (starting with [Dong and Lapata, 2016](#); [Jia and Liang, 2016](#); [Kočíský et al., 2016](#)). More recently, [Chen et al. \(2020\)](#) used pre-trained LMs, includ-

ing BART, to initialize both the encoder and the decoder of a semantic parser. We argue that LMs are better suited for generating *natural language* outputs rather than task-specific meaning representations, using experiments designed to contrast the proficiency of LMs, including BART, on these two output modalities.

## 7 Conclusion

We wish to rapidly develop semantic parsers in new domains. We successfully demonstrated that our approach to semantic parsing, based on prompted GPT-3 with hand-crafted output transformations, (1) delivers greater relative performance when targeting language-like representations; (2) improves with external constraints based on the intended representation; and (3) is remarkably data efficient.

## References

- Abdalghani Abujabal, Rishiraj Saha Roy, Mohamed Yahya, and Gerhard Weikum. 2019. [ComQA: A community-sourced dataset for complex factoid question answering with paraphrase clusters](#). In *Proceedings of the 2019 Conference of the North American Chapter of the Association for Computational Linguistics: Human Language Technologies, Volume 1 (Long and Short Papers)*, pages 307–317, Minneapolis, Minnesota.
- Peter Anderson, Basura Fernando, Mark Johnson, and Stephen Gould. 2017. [Guided open vocabulary image captioning with constrained beam search](#). In *Proceedings of the 2017 Conference on Empirical Methods in Natural Language Processing*, pages 936–945, Copenhagen, Denmark.
- Jacob Andreas, Andreas Vlachos, and Stephen Clark. 2013. [Semantic parsing as machine translation](#). In *Proceedings of the 51st Annual Meeting of the Association for Computational Linguistics (Volume 2: Short Papers)*, pages 47–52, Sofia, Bulgaria.
- Mikel Artetxe and Holger Schwenk. 2019. [Massively multilingual sentence embeddings for zero-shot cross-lingual transfer and beyond](#). *Transactions of the Association for Computational Linguistics*, 7:597–610.
- Jonathan Berant and Percy Liang. 2014. [Semantic parsing via paraphrasing](#). In *Proceedings of the 52nd Annual Meeting of the Association for Computational Linguistics (Volume 1: Long Papers)*, pages 1415–1425, Baltimore, Maryland.
- Tom B. Brown, Benjamin Mann, Nick Ryder, Melanie Subbiah, Jared Kaplan, Prafulla Dhariwal, Arvind Neelakantan, Pranav Shyam, Girish Sastry, Amanda Askell, Sandhini Agarwal, Ariel Herbert-Voss, Gretchen Krueger, Tom Henighan, Rewon Child,

- Aditya Ramesh, Daniel M. Ziegler, Jeffrey Wu, Clemens Winter, Christopher Hesse, Mark Chen, Eric Sigler, Mateusz Litwin, Scott Gray, Benjamin Chess, Jack Clark, Christopher Berner, Sam McCandlish, Alec Radford, Ilya Sutskever, and Dario Amodei. 2020. Language models are few-shot learners. *Computing Research Repository*, arXiv:2005.14165.
- Giovanni Campagna, Agata Foryciarz, Mehrad Moradshahi, and Monica Lam. 2020. [Zero-shot transfer learning with synthesized data for multi-domain dialogue state tracking](#). In *Proceedings of the 58th Annual Meeting of the Association for Computational Linguistics*, pages 122–132, Online.
- Giovanni Campagna, Silei Xu, Mehrad Moradshahi, Richard Socher, and Monica S. Lam. 2019. [Genie: A generator of natural language semantic parsers for virtual assistant commands](#). In *Proceedings of the 40th ACM SIGPLAN Conference on Programming Language Design and Implementation (PLDI)*.
- Ruisheng Cao, Su Zhu, Chen Liu, Jieyu Li, and Kai Yu. 2019. [Semantic parsing with dual learning](#). In *Proceedings of the 57th Annual Meeting of the Association for Computational Linguistics*, pages 51–64, Florence, Italy. Association for Computational Linguistics.
- Xilun Chen, Asish Ghoshal, Yashar Mehdad, Luke Zettlemoyer, and Sonal Gupta. 2020. [Low-resource domain adaptation for compositional task-oriented semantic parsing](#). In *Proceedings of the 2020 Conference on Empirical Methods in Natural Language Processing (EMNLP)*, pages 5090–5100, Online. Association for Computational Linguistics.
- Jacob Devlin, Ming-Wei Chang, Kenton Lee, and Kristina Toutanova. 2019. [BERT: Pre-training of deep bidirectional transformers for language understanding](#). In *Proceedings of the 2019 Conference of the North American Chapter of the Association for Computational Linguistics: Human Language Technologies, Volume 1 (Long and Short Papers)*, pages 4171–4186, Minneapolis, Minnesota.
- Li Dong and Mirella Lapata. 2016. [Language to logical form with neural attention](#). In *Proceedings of the 54th Annual Meeting of the Association for Computational Linguistics (Volume 1: Long Papers)*, pages 33–43, Berlin, Germany.
- Dheeru Dua, Yizhong Wang, Pradeep Dasigi, Gabriel Stanovsky, Sameer Singh, and Matt Gardner. 2019. [DROP: A reading comprehension benchmark requiring discrete reasoning over paragraphs](#). In *Proceedings of the 2019 Conference of the North American Chapter of the Association for Computational Linguistics: Human Language Technologies, Volume 1 (Long and Short Papers)*, pages 2368–2378, Minneapolis, Minnesota.
- Tianyu Gao, Adam Fisch, and Danqi Chen. 2020. [Making pre-trained language models better few-shot learners](#). *Computing Research Repository*, arXiv:2012.15723.
- Tatsunori B. Hashimoto, Kelvin Guu, Yonatan Oren, and Percy Liang. 2018. A retrieve-and-edit framework for predicting structured outputs. In *32nd Conference on Neural Information Processing Systems*.
- Chris Hokamp and Qun Liu. 2017. [Lexically constrained decoding for sequence generation using grid beam search](#). In *Proceedings of the 55th Annual Meeting of the Association for Computational Linguistics (Volume 1: Long Papers)*, pages 1535–1546, Vancouver, Canada.
- J. Edward Hu, Huda Khayrallah, Ryan Culkin, Patrick Xia, Tongfei Chen, Matt Post, and Benjamin Van Durme. 2019. [Improved lexically constrained decoding for translation and monolingual rewriting](#). In *Proceedings of the 2019 Conference of the North American Chapter of the Association for Computational Linguistics: Human Language Technologies, Volume 1 (Long and Short Papers)*, pages 839–850, Minneapolis, Minnesota.
- Robin Jia and Percy Liang. 2016. [Data recombination for neural semantic parsing](#). In *Proceedings of the 54th Annual Meeting of the Association for Computational Linguistics (Volume 1: Long Papers)*, pages 12–22, Berlin, Germany.
- Justin Johnson, Bharath Hariharan, Laurens van der Maaten, Fei-Fei Li, C. Lawrence Zitnick, and Ross Girshick. 2017. [Clevr: A diagnostic dataset for compositional language and elementary visual reasoning](#). In *Proceedings of the IEEE Conference on Computer Vision and Pattern Recognition (CVPR)*.
- Tomáš Kočiský, Gábor Melis, Edward Grefenstette, Chris Dyer, Wang Ling, Phil Blunsom, and Karl Moritz Hermann. 2016. [Semantic parsing with semi-supervised sequential autoencoders](#). In *Proceedings of the 2016 Conference on Empirical Methods in Natural Language Processing*, pages 1078–1087, Austin, Texas.
- Jayant Krishnamurthy, Pradeep Dasigi, and Matt Gardner. 2017. [Neural semantic parsing with type constraints for semi-structured tables](#). In *Proceedings of the 2017 Conference on Empirical Methods in Natural Language Processing*, pages 1516–1526, Copenhagen, Denmark.
- Mike Lewis, Yinhan Liu, Naman Goyal, Marjan Ghazvininejad, Abdelrahman Mohamed, Omer Levy, Veselin Stoyanov, and Luke Zettlemoyer. 2020. [BART: Denoising sequence-to-sequence pre-training for natural language generation, translation, and comprehension](#). In *Proceedings of the 58th Annual Meeting of the Association for Computational Linguistics*, pages 7871–7880, Online. Association for Computational Linguistics.
- Fei Li and H. V. Jagadish. 2014. [NaLIR: An interactive natural language interface for querying relational databases](#). In *International Conference on Management of Data, SIGMOD*.

- Xiang Lisa Li and Percy Liang. 2021. [Prefix-tuning: Optimizing continuous prompts for generation](#).
- Jiachang Liu, Dinghan Shen, Yizhe Zhang, Bill Dolan, Lawrence Carin, and Weizhu Chen. 2021a. [What makes good in-context examples for GPT-3? Computing Research Repository](#), arXiv:2101.06804.
- Xiao Liu, Yanan Zheng, Zhengxiao Du, Ming Ding, Yujie Qian, Zhilin Yang, and Jie Tang. 2021b. [Gpt understands, too](#).
- Alana Marzoev, Samuel Madden, M. Frans Kaashoek, Michael Cafarella, and Jacob Andreas. 2020. [Unnatural language processing: Bridging the gap between synthetic and natural language data](#). In *Proceedings of the First Workshop on Natural Language Interfaces (NLI)*.
- R. C. Moore, J. Dowding, H. Bratt, J. M. Gawron, Y. Gorf, and A. Cheyer. 1997. [CommandTalk: A spoken-language interface for battlefield simulations](#). In *Fifth Conference on Applied Natural Language Processing*, pages 1–7, Washington, DC, USA.
- Kenton Murray and David Chiang. 2018. [Correcting length bias in neural machine translation](#). In *Proceedings of the Third Conference on Machine Translation: Research Papers*, pages 212–223, Brussels, Belgium.
- Makoto Nagao. 1984. A Framework of Mechanical Translation between Japanese and English by Analogy Principle. In A. Elithorn and R. Banerji, editors, *ARTIFICIAL AND HUMAN INTELLIGENCE*, chapter 11. Elsevier Science Publishers.
- Matt Post and David Vilar. 2018. [Fast lexically constrained decoding with dynamic beam allocation for neural machine translation](#). In *Proceedings of the 2018 Conference of the North American Chapter of the Association for Computational Linguistics: Human Language Technologies, Volume 1 (Long Papers)*, pages 1314–1324, New Orleans, Louisiana.
- P. J. Price. 1990. [Evaluation of spoken language systems: the ATIS domain](#). In *Speech and Natural Language: Proceedings of a Workshop Held at Hidden Valley, Pennsylvania, June 24-27, 1990*.
- Alec Radford, Karthik Narasimhan, Tim Salimans, , and Ilya Sutskever. 2018. [Improving language understanding by generative pre-training](#). Technical report.
- Alec Radford, Jeff Wu, Rewon Child, David Luan, Dario Amodei, and Ilya Sutskever. 2019. [Language models are unsupervised multitask learners](#). Technical report, OpenAI.
- Colin Raffel, Noam Shazeer, Adam Roberts, Katherine Lee, Sharan Narang, Michael Matena, Yanqi Zhou, Wei Li, and Peter J. Liu. 2020. [Exploring the limits of transfer learning with a unified text-to-text transformer](#). *Journal of Machine Learning Research*, 21(140):1–67.
- Nils Reimers and Iryna Gurevych. 2019. [Sentence-BERT: Sentence embeddings using Siamese BERT-networks](#). In *Proceedings of the 2019 Conference on Empirical Methods in Natural Language Processing and the 9th International Joint Conference on Natural Language Processing (EMNLP-IJCNLP)*, pages 3982–3992, Hong Kong, China. Association for Computational Linguistics.
- Timo Schick and Hinrich Schütze. 2020a. [Exploiting cloze questions for few shot text classification and natural language inference](#). *Computing Research Repository*, arXiv:2001.07676.
- Timo Schick and Hinrich Schütze. 2020b. [It’s not just size that matters: Small language models are also few-shot learners](#).
- Semantic Machines, Jacob Andreas, John Bufe, David Burkett, Charles Chen, Josh Clausman, Jean Crawford, Kate Crim, Jordan DeLoach, Leah Dorner, Jason Eisner, Hao Fang, Alan Guo, David Hall, Kristin Hayes, Kellie Hill, Diana Ho, Wendy Iwaszuk, Smriti Jha, Dan Klein, Jayant Krishnamurthy, Theo Lanman, Percy Liang, Christopher H. Lin, Ilya Lintsbakh, Andy McGovern, Aleksandr Nisnevich, Adam Pauls, Dmitriy Petters, Brent Read, Dan Roth, Subhro Roy, Jesse Rusak, Beth Short, Div Slomin, Ben Snyder, Stephon Striplin, Yu Su, Zachary Tellman, Sam Thomson, Andrei Vorobev, Izabela Witoszko, Jason Wolfe, Abby Wray, Yuchen Zhang, and Alexander Zotov. 2020. [Task-oriented dialogue as dataflow synthesis](#). *Transactions of the Association for Computational Linguistics*, 8:556–571.
- Alane Suhr, Stephanie Zhou, Ally Zhang, Iris Zhang, Huajun Bai, and Yoav Artzi. 2019. [A corpus for reasoning about natural language grounded in photographs](#). In *Proceedings of the 57th Annual Meeting of the Association for Computational Linguistics*, pages 6418–6428, Florence, Italy.
- Alon Talmor and Jonathan Berant. 2018. [The web as a knowledge-base for answering complex questions](#). In *Proceedings of the 2018 Conference of the North American Chapter of the Association for Computational Linguistics: Human Language Technologies, Volume 1 (Long Papers)*, pages 641–651, New Orleans, Louisiana.
- Yushi Wang, Jonathan Berant, and Percy Liang. 2015. [Building a semantic parser overnight](#). In *Proceedings of the 53rd Annual Meeting of the Association for Computational Linguistics and the 7th International Joint Conference on Natural Language Processing (Volume 1: Long Papers)*, pages 1332–1342, Beijing, China.
- Nathaniel Weir, Prasetya Utama, Alex Galakatos, Andrew Crotty, Amir Ilkhechi, Shekar Ramaswamy, Rohin Bhushan, Nadja Geisler, Benjamin Hattasch, Steffen Eger, Carsten Binnig, and Ugur Cetintemel. 2020. [DBPal: A fully pluggable NL2SQL training pipeline](#). In *Proceedings of SIGMOD*.

- Tomer Wolfson, Mor Geva, Ankit Gupta, Matt Gardner, Yoav Goldberg, Daniel Deutch, and Jonathan Berant. 2020. [Break it down: A question understanding benchmark](#). *Transactions of the Association for Computational Linguistics*, 8:183–198.
- Yuk Wah Wong and Raymond Mooney. 2006. [Learning for semantic parsing with statistical machine translation](#). In *Proceedings of the Human Language Technology Conference of the NAACL, Main Conference*, pages 439–446, New York City, USA.
- Yonghui Wu, Mike Schuster, Zhifeng Chen, Quoc V. Le, Mohammad Norouzi, Wolfgang Macherey, Maxim Krikun, Yuan Cao, Qin Gao, Klaus Macherey, Jeff Klingner, Apurva Shah, Melvin Johnson, Xiaobing Liu, Łukasz Kaiser, Stephan Gouws, Yoshikiyo Kato, Taku Kudo, Hideto Kazawa, Keith Stevens, George Kurian, Nishant Patil, Wei Wang, Cliff Young, Jason Smith, Jason Riesa, Alex Rudnick, Oriol Vinyals, Greg Corrado, Macduff Hughes, and Jeffrey Dean. 2016. [Google’s neural machine translation system: Bridging the gap between human and machine translation](#).
- Silei Xu, Sina Semnani, Giovanni Campagna, and Monica Lam. 2020. [AutoQA: From databases to QA semantic parsers with only synthetic training data](#). In *Proceedings of the 2020 Conference on Empirical Methods in Natural Language Processing (EMNLP)*, pages 422–434, Online.
- Zhilin Yang, Peng Qi, Saizheng Zhang, Yoshua Bengio, William Cohen, Ruslan Salakhutdinov, and Christopher D. Manning. 2018. [HotpotQA: A dataset for diverse, explainable multi-hop question answering](#). In *Proceedings of the 2018 Conference on Empirical Methods in Natural Language Processing*, pages 2369–2380, Brussels, Belgium.
- Pengcheng Yin and Graham Neubig. 2017. [A syntactic neural model for general-purpose code generation](#). In *Proceedings of the 55th Annual Meeting of the Association for Computational Linguistics (Volume 1: Long Papers)*, pages 440–450, Vancouver, Canada.
- Tao Yu, Chien-Sheng Wu, Xi Victoria Lin, Bailin Wang, Yi Chern Tan, Xinyi Yang, Dragomir Radev, Richard Socher, and Caiming Xiong. 2020. [Grappa: Grammar-augmented pre-training for table semantic parsing](#). *Computing Research Repository*, arXiv:2009.13845.
- Tao Yu, Rui Zhang, Kai Yang, Michihiro Yasunaga, Dongxu Wang, Zifan Li, James Ma, Irene Li, Qingning Yao, Shanelle Roman, Zilin Zhang, and Dragomir Radev. 2018. [Spider: A large-scale human-labeled dataset for complex and cross-domain semantic parsing and text-to-SQL task](#). In *Proceedings of the 2018 Conference on Empirical Methods in Natural Language Processing*, pages 3911–3921, Brussels, Belgium.
- John M. Zelle and Raymond J. Mooney. 1996. [Learning to parse database queries using inductive logic programming](#). In *AAAI’96: Proceedings of the Thirteenth National Conference on Artificial Intelligence*, volume 2, pages 1050–1055, Portland, OR.



## A SMCaFlow SCFG

We use a synchronous context-free grammar (SCFG) to convert between SMCaFlow meaning representations  $m$  and canonical English representations  $c$ . Mapping  $m \mapsto c$  is necessary in order to convert the SMCaFlow dataset into prompt examples  $(u_i, c_i)$ , while mapping  $c \mapsto m$  is necessary to convert the predicted canonical English paraphrases back into a target meaning representation. In this section, we review SCFGs and discuss in general how they can be used to map between canonical utterances and meaning representations. We describe specific issues that arose in the case of SMCaFlow, and how we handled them. These techniques may also be useful in other domains.

### A.1 Context Free Grammars

A context free grammar (CFG) is a 4-tuple  $(V, \Sigma, R, v_0)$  where  $V$  is a set of nonterminal symbols,  $\Sigma$  is a set of terminal symbols,  $R = \{V \times (V \cup \Sigma)^*\}$  is a set of rules, and  $v_0 \in V$  is the starting nonterminal. A CFG is specified by writing a list of rules that *expand* a nonterminal  $v \in V$  into a string of nonterminals and terminals,

$$v \rightarrow \sigma_0 v_1 \sigma_1 \cdots v_n \sigma_n,$$

where  $v_i \in V^*$ ,  $\sigma_i \in \Sigma$ . The language  $L$  defined by a CFG consists of all strings that can be generated by using the rules to recursively expand nonterminals starting from the start nonterminal  $v_0$  until there are no nonterminals left. A string  $s \in L$  can be parsed into one or more parse trees, which specify the rules that are used to generate  $s$ . A string is *ambiguous* if there is more than one possible parse for it, and a grammar is ambiguous if any string in its language is ambiguous. Grammars that attempt to cover natural language tend to be highly ambiguous, but in our setting an unambiguous grammar is preferable.

An SCFG can be thought of as two CFGs that share nonterminals, but have their own set of terminals. Instead of specifying a single expansion, each rule specifies two expansions, a *source* and a *target* expansion, which are synchronized by using the same nonterminals:

$$v \rightarrow \sigma_0 v_1 \sigma_1 \cdots v_n \sigma_n, \tau_0 v_1 \tau_2 \cdots v_n \tau_n$$

The two expansions must use the same  $n$  nonterminals, although the form above may be generalized

to allow these nonterminals to appear in different orders in the source and target expansions. The set of rules and their source expansions defines a CFG and a language  $C$ , and the set of rules and their target expansions defines a CFG and a language  $M$ . Because each expansions' nonterminals are the same in any given rule, given an SCFG and a string  $c \in C$ , we can parse  $c$  to obtain a parse tree, and then use this parse tree to generate its corresponding string  $m \in M$ . While one set of expansions is termed the source and the other the target, we can also reverse the process and translate a string  $m \in M$  to a string  $c \in C$ . It is this ability to pair two languages together that we use to map between canonical and meaning representations.

### A.2 SCFG for Semantic Parsing

Now suppose we have some semantic parsing domain with a set  $F$  of functions. Each function  $f \in F$  has a type signature  $f(a_1^f : T_1^f, \dots, a_n^f : T_n^f) \rightarrow T^f$ , where  $T^f$  is the return type and  $a_i^f$  and  $T_i^f$  are the name and type of the  $i^{\text{th}}$  argument. For simplicity, we treat constants of the domain as 0-ary functions, writing them without the parentheses.

In the case of SMCaFlow, we had to reconstruct the type signatures for the functions in the dataset, as they were not provided with the dataset release.

For each function, we specify a corresponding English template  $E(f) = \sigma_0^f a_1^f \sigma_1^f \cdots a_n^f \sigma_n^f$ , where each  $\sigma_i^f$  is a possibly empty<sup>10</sup> string of English text. Again, we may generalize to allow the  $a_i$  to be ordered differently in  $E(f)$  than in  $f$ .

We can define an SCFG that maps between programs and English for this domain by writing down the rules

$$T^f \rightarrow \sigma_0^f T_1^f \sigma_1^f \cdots T_n^f \sigma_n^f, f(T_1^f, \dots, T_n^f)$$

for all  $f \in F$ . Let  $\mathcal{T}$  denote the set of types.

For example, consider a toy domain where we can buy colored shapes. We have types  $\mathcal{T} = \{\text{Command}, \text{CShape}, \text{Shape}\}$ , and functions for returning shapes, coloring those shapes, and

<sup>10</sup>For example, in SMCaFlow, our template for the function `Execute($intension)` is simply `$intension`.

buying the colored shapes:

```
F = {buy($o: CShape) → Command,
     toRed($s: Shape) → CShape,
     toGreen($s: Shape) → CShape,
     square → Shape,
     triangle → Shape}
```

We could write English templates:

```
E(buy)    = Buy a $o
E(toRed)   = red $s
E(toGreen) = green $s
E(box)     = square $s
E(triangle) = triangle $s
```

The resulting SCFG for our toy domain would be:

```
Command → Buy a CShape , buy(CShape) (1)
CShape  → red Shape , toRed(Shape) (2)
CShape  → green Shape , toGreen(Shape) (3)
Shape   → box , square (4)
Shape   → triangle , triangle (5)
```

where we have bolded the nonterminals. Now given a canonical English utterance like **Buy a green square**, we can parse it to produce the parse tree (1 (3 (4))), which we can then use to generate the program **buy(toGreen(square))**.

### A.3 Ambiguity

Ideally, the mappings  $c \mapsto m$  and  $m \mapsto c$  would be 1-1 mappings, but an SCFG does not guarantee this. In the case of our SMCafFlow SCFG, each meaning representation does have only a single parse—as one would expect for code in a formal language—so  $m \mapsto c$  is deterministic. Unfortunately, a canonical utterance  $c$  may have multiple parses, leading to different meanings  $m$ .

The first reason for ambiguity arises directly from the ambiguity of English. For example, does **Create a meeting after the meeting with Bob** mean “After the meeting, create a meeting with Bob” or “After the meeting with Bob, create a meeting”? While one could attempt to wordsmith the templates to eliminate this kind of ambiguity, doing so can quickly become unscalable for large domains.

The other reason that ambiguity occurs is that we allow templates to not contain any English literals, allowing a parser to loop arbitrarily many times on a nonterminal. For example, consider the templates for the type coercion functions **toRecipient(\$person)** and

**personFromRecipient(\$recipient)**. Since these functions coerce types in a way that English leaves implicit, our English templates for these two functions do not contain any English literals. This leads to SCFG rules like

```
Recipient → Person ,
           toRecipient(Person)
Person    → Recipient ,
           personFromRecipient(Recipient)
Person    → Bob , Bob
```

In this case, given the canonical utterance **Bob**, one can repeatedly apply the first two rules any number of times, producing infinitely many parses.

We could solve both problems by weighting the rules in the grammar, and picking the lowest-weight parse. Since data is available, we can also train a model to predict the correct parse. However, we find that in practice, (1) limiting the allowable recursion in the grammar so that the grammar can only produce a finite number of parses and then (2) using some heuristic rules to pick among those finite set of parses is both simple and works well.

To limit the recursion in the grammar, we first define a graph induced by the SCFG, where nodes represent nonterminals and a directed edge from node  $n_s$  to  $n_d$  represents usage of the nonterminal  $n_d$  in a rule for  $n_s$ . We greedily find the set  $\mathcal{N}$  of the minimal set of nodes that covers all the cycles in this graph. Then we make  $D$  copies of every nonterminal  $v^1, \dots, v^d$  for all  $v \in V$ , and for every rule

$$v \rightarrow \rightarrow \sigma_0^1 v_1 \sigma_1^1 \dots v_n \sigma_n^1, \sigma_0^2 v_1 \sigma_1^2 \dots v_n \sigma_n^2$$

we replace it with  $D$  copies of every rule where copy  $d$  of a rule uses copy  $d + 1$  of a nonterminal  $v_i$  if  $v_i \in \mathcal{N}$ :

$$v^d \rightarrow \sigma_0^1 d(v_1) \sigma_1^1 \dots d(v_n) \sigma_n^1, \sigma_0^2 d(v_1) \sigma_1^2 \dots d(v_n) \sigma_n^2$$

where  $d(v_i) = v_i^{d+1}$  if  $v_i \in \mathcal{N}$  and  $v_i^d$  otherwise. For our experiments, we set  $D = 10$ , which we find covers all the examples that we use.

Then, to select from a finite set of parses, we generate the corresponding program for each parse, and use a set of heuristic rules to discard programs that we know are incorrect. These rules include discarding programs that call **Yield** multiple times, as in **(Yield :output (Yield :output ...))**, and discarding programs that

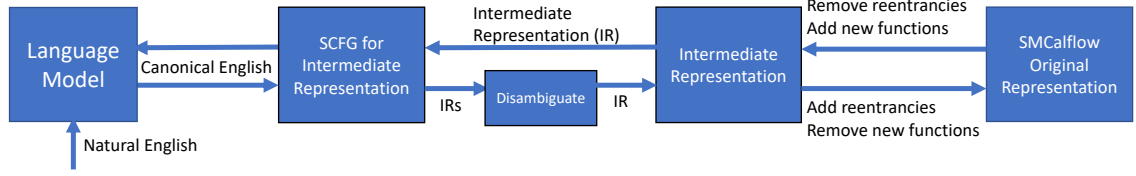


Figure 5: Our pipeline for SMCalf flow. We first convert SMCalf flow’s original representation to an intermediate representation, upon which we induce an SCFG. This SCFG is used to generate pairs of natural and canonical English utterances, which is used to train a language model to predict a canonical English utterance given a natural one. Predicted canonical English utterances are then mapped back into intermediate meaning representations, which can then be transformed back into the original representation.

call `CreatePreflightEventWrapper` without calling `CreateCommitEventWrapper`. In practice we find that our heuristic rules can recover the correct parse 90% of the time.

## B Intermediate Representation

While we have described how to build an SCFG for mapping between meaning representations and canonical representations, we still have two problems. The first problem is that unfortunately as constructed, the SCFG cannot handle reentrancies, where expressions are cached in variables inside `let` expressions and then used multiple times. The second problem arises from the fact that it is impossible to engineer the English templates in a way that they produce natural English utterances for every possible composition of functions. For example, our English template for `get($object, $path)` is `$path of $object`, which produces fluent English when getting the start time of an event, like in “start time of event”. However, consider the program needed to deleting an event: `(DeleteCommitEventWrapper :event (DeletePreflightEventWrapper :id (get (constraint[Event]) #(Path "id"))))`. The SCFG would translate this program into “delete id of event” when we would prefer something closer to “delete event.”

To solve both these problems, instead of inducing an SCFG based on the original SMCalf flow representation, we instead first transform SMCalf flow into an intermediate representation that 1) does not contain any reentrancies and 2) replaces common program fragments with calls to macros, and induce an SCFG on that the resulting intermediate representation. See Figure 5 for a visualization of our entire process.

### B.0.1 Reentrancies

To remove reentrancies, given an expression of the form `(let (var binding) (body))` where the body contains usages of `var`, we replace the first usage of `var` (in postorder traversal) with `binding` and all other usages into calls to `(referWithinTurn T)` where  $T \in \mathcal{T}$  is the return type of the body expression and `referWithinTurn` is a new function that retrieves the most “salient” evaluation of type  $T$  from elsewhere in the program for the current utterance.

Given a program  $p$  in the intermediate representation, to convert a call to `(referWithinTurn T)` back into a `let` expression (to map from the intermediate representation back to the original), we find the first expression  $e$  of type  $T$  in  $p$  (in postorder traversal), and replace  $p$  with the `let` expression `(let (x e) sub( $p$ ,  $e$ ,  $x$ ))`, where `sub` replaces all expressions  $e$  in  $p$  with  $x$ . Note that this transformation is lossy. By picking the first expression that matches, it is possible to make mistakes, but we find in practice that such a heuristic is often good enough.

### B.0.2 Macros

To reduce the number of unnatural sounding utterances produced by our grammar, we define macros to capture common program fragments, and then replace those fragments with calls to those macros. For example, we define a macro `DeleteWrapper($event)`, which we use to replace fragments that look like `(DeleteCommitEventWrapper :event (DeletePreflightEventWrapper :id (get $event #(Path "id"))))`. After defining macros, we add the macros to the set of functions  $\mathcal{F}$  and corresponding English templates. In the case of `DeleteWrapper`, we write the template `delete $event`. In total, we define 15 new functions and find that they significantly help

fluentize the resulting English. When translating from the intermediate representation back to the original SMCaFlow representation, we can remove these new functions by simply replacing them with their definitions.

## C Stratified Datasets

The motivation for our stratified datasets is to try and imitate what a small dataset over SMCaFlow or similar would look like had it been collected with a small target size in mind (i.e., collect and annotate 100 *representative* dialogue turns). In this case, we expect that domain developers would do their best to guarantee that each supported SMCaFlow functionality appears in at least one example. Such functionalities can be described by the functions that are used in the respective programs. Therefore, our goal is to produce small subsets of the original large dataset ( $\sim 120,000$  dialogue turns), which guarantee that each supported function appears in at least  $k$  examples ( $k = 1$  in our experiments). The procedure we used to do this consists of three steps that we describe in the following paragraphs.

**Function Histograms Extraction.** We first extract function histograms for each example in our data. This step consists of collecting all the function signatures that appear in each example and then constructing a histogram over these signatures for our train, validation, and test datasets.

**Rare Functions Filtering** SMCaFlow contains some examples that use very rare functions. These examples seem to be the result of annotation errors or incomplete data migrations and thus we do not want to include them in our stratified datasets. Note that including them would also render complete coverage of the data (in terms of functionality) impossible with only 100 or 300 examples. Therefore, in this step we: (i) use the extracted histograms to collect all functions that appear less than  $n$  times in the training data ( $n = 10$  in our experiments), (ii) remove all examples that contain any of these functions across all of the train, validation, and test data, and (iii) update the dataset histograms to reflect the filtered data distributions.

**Stratified Sampling** Our goal in this step is to use the function histograms and sample subsets of the filtered datasets which guarantee that each function appears in at least  $k$  examples in each sample. Let  $m$  be the total number of examples in the dataset we are sampling from, and let  $f$

be the total number functions after the previous filtering step is applied. We formulate our sampling problem as a mixed-integer program (MIP):

$$\max_{\mathbf{x}} \quad \mathbf{x}^\top \mathbf{c}, \quad \text{OBJECTIVE} \quad (6)$$

$$\text{s.t.} \quad \mathbf{x}^\top \mathbf{1} = s, \quad \text{TARGET SIZE} \quad (7)$$

$$\mathbf{x}^\top \mathbf{H} \geq k, \quad \text{COVERAGE} \quad (8)$$

where  $\mathbf{x} \in \{0, 1\}^m$  denotes whether or not an example is included in the subset we are sampling,  $\mathbf{c} \in \mathbb{R}^m$  is a random vector sampled from the standard Gaussian distribution,  $s$  is the target dataset size, and  $\mathbf{H} \in \{0, 1\}^{m \times f}$  denotes the function membership for each example (i.e.,  $H_{ij} = 1$  specifies that example  $i$  contains function  $j$ ). In our experiments we used the open-source JOpt solver, which can be found at <https://github.com/blubin/jopt>.

## D Our result with Cao et al. (2019) on Overnight

In order to investigate how a state-of-the-art method for Overnight performs when it is only given 200 training examples for each domain, we downloaded the code from <https://github.com/rhythmcao/semantic-parsing-dual> and made the following modifications:

- We used 200 training examples for each domain, the same examples as used in experiments with our methods.
- Overnight does not have an official development set. Rather than holding out 20% of the 200 training examples (the default methodology) as a development set to use for early stopping, we randomly sampled a development set with a size of 20% of the original training set, from the original training set with the 200 chosen earlier excluded.
- We increased the total number of max epochs before stopping to 200, from 100. The code evaluates the model after each epoch on the development set, and chooses the snapshot that performed best on the development set.