

Solving Inefficiency of Self-supervised Representation Learning

Guangrun Wang^{1,2} Keze Wang⁴ Guangcong Wang³ Phillip H.S. Torr² Liang Lin¹

¹ Sun Yat-sen University ² University of Oxford ³ Nanyang Technological University ⁴ DarkMatter AI Research
 {wanggrun, wanggc3, kezewang}@gmail.com, philip.torr@eng.ox.ac.uk, linliang@ieee.org

Abstract

Self-supervised learning has attracted great interest due to its tremendous potentials in learning discriminative representations in an unsupervised manner. Along this direction, contrastive learning achieves current state-of-the-art performance. Despite the acknowledged successes, existing contrastive learning methods suffer from very low learning efficiency, e.g., taking about ten times more training epochs than supervised learning for comparable recognition accuracy. In this paper, we discover two contradictory phenomena in contrastive learning that we call **under-clustering** and **over-clustering** problems, which are major obstacles to learning efficiency. Under-clustering means that the model cannot efficiently learn to discover the dissimilarity between inter-class samples when the negative sample pairs for contrastive learning are insufficient to differentiate all the actual object categories. Over-clustering implies that the model cannot efficiently learn the feature representation from excessive negative sample pairs, which include many outliers and thus enforce the model to over-cluster samples of the same actual categories into different clusters. To simultaneously overcome these two problems, we propose a novel self-supervised learning framework using a median triplet loss. Precisely, we employ a triplet loss tending to maximize the relative distance between the positive pair and negative pairs to address the under-clustering problem; and we construct the negative pair by selecting the negative sample of a median similarity score from all negative samples to avoid the over-clustering problem, guaranteed by the Bernoulli Distribution model. We extensively evaluate our proposed framework in several large-scale benchmarks (e.g., ImageNet, SYSU-30k, and COCO). The results demonstrate the superior performance (e.g., the learning efficiency) of our model over the latest state-of-the-art methods by a clear margin.

1. Introduction

Recently, self-supervised learning has shown remarkable results in representation learning. Among them, the results

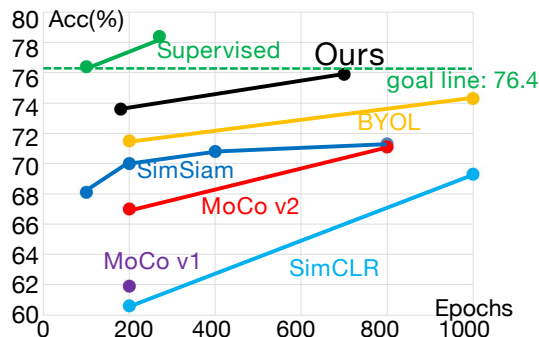


Figure 1. A comparison of learning efficiency among different self-supervised methods. Here, the x-axis represents the training epochs of self-supervised learning, and the y-axis stands for the top-1 accuracy of ImageNet linear evaluation. All methods have lower learning efficiency than supervised learning, but our approach has a significantly higher learning efficiency than the existing self-supervised methods. (best view in color)

of contrastive learning are most promising in the computer vision task. Notable works include MoCo v1/v2 [21, 6], SimCLR [5], BYOL [19], and SimSiam [7]. For example, on ImageNet [31], the top-1 accuracy of BYOL is 74.3%, which is close to that of supervised learning, i.e., 76.4% [43, 1, 24, 28] (see “goal line” in Figure 1). Despite the promising performance and high expectations, the learning efficiency of the state-of-the-art self-supervised learning methods is about ten times lower than the supervised learning methods. For instance, the supervised learning method usually takes about 100 epochs to train a ResNet50 on ImageNet. In comparison, SimCLR and BYOL have to cost 1,000 epochs, and MoCo v2 needs to cost 800 epochs (See Figure 1 for details).

Attempting to address this issue, we rethink the mechanism of the existing self-supervised learning methods and attribute the inherited drawback of contrastive learning to two opposing problems, i.e., **under-clustering** and **over-clustering**¹. Specifically, contrastive learning considers

¹**Under-clustering** refers to that the clusters are insufficient for the model to differentiate all the object categories, resulting in overlapping among different actual object categories. In contrast, **over-clustering** means that there are excessive clusters that the model is enforced to over-cluster samples of the same actual categories into different clusters

each image a class (e.g., there would be 1.28 Million classes on ImageNet) and constructs positive and negative sample pairs² for these images. The optimization objective is to reduce the distance between positive sample pairs and enlarge the distance between negative sample pairs. As suggested by distance metric learning [9], a sufficient number of negative sample pairs are required to guarantee the learning efficiency. Otherwise, lacking negative samples – whether due to the GPU memory constraints like SimCLR or (ii) algorithm design like BYOL and SimSiam [7] – can result in lower learning efficiency because the model cannot efficiently discover the dissimilarity between inter-class samples. This is identified as the *under-clustering* problem. As a result of under-clustering, SimCLR and BYOL converge slowly to an imperfect local optimum. On the contrary, excessive negative samples can lead to an opposite problem, i.e., *over-clustering*, which implies the model is enforced to learn dissimilarity between intra-class samples in vain. As the number of negative samples increases, some negative samples have an increased possibility to be actual positive samples, i.e., obtaining different pseudo training labels but belonging to the same object category. This also results in a lower learning efficiency since it essentially misleads the model to identify/memorize every specific training sample incompetently rather than abstract its semantic information in an efficient fashion. As reported by [47, 2], this over-clustering problem can lead to unnecessary harmful representation learning. For example, Exemplar-CNN [12, 11] obtains an unsatisfied performance due to directly clarifying CIFAR-10 into 50,000 classes. MoCo v1 and v2 cannot further increase the accuracy, even leveraging the momentum to store plenty of negative samples. In summary, existing contrastive learning cannot avoid the under-clustering or over-clustering problems, so that their learning efficiency is still low.

To tackle the above under-clustering and over-training problems, we propose a novel self-supervised learning framework using a median triplet loss. Specifically, a triplet loss tends to maximize the relative distance between the positive pair and the negative pair for each triplet unit. Having plenty of triplets, we can address the under-clustering problem because wealthy triplets contain rich negative pairs that guarantee a considerable distance between negative sample pairs. Triplet loss largely addresses the under-clustering issue but raises the over-clustering problem. Hence, we propose novel triplet loss with median triplets to avoid over-clustering samples from the same category into different clusters. The median triplets only contain negative samples with the median similarity score but with almost absolute confidence guaranteed by the Bernoulli Distribution model. This significantly improves the learning effi-

ciency of self-supervised learning and leads to state-of-the-art performance (See Figure 1 for detail).

In summary, our contribution is three-fold.

- We analyze the existing best-performing contrastive learning methods and attribute their learning inefficiency to the inappropriate use/unuse of negative samples. Specifically, insufficient negative samples can lead to an under-clustering problem because sufficient negative samples are needed to guarantee a considerable intra-class distance. Excessive negative instances can lead to an over-clustering issue because it over-clusters examples of the same actual label into different clusters, resulting in unnecessary harmful representation learning just to memorize the data.
- To address the under-clustering and over-training problem, we propose a novel self-supervised representation learning framework using a median triplet loss. Precisely, we employ a triplet loss containing rich negative samples to address the under-clustering problem, and our triplet loss uses median triplets that have negative pairs with median similarity scores to avoid the over-clustering problem, guaranteed by the Bernoulli Distribution model.
- Our method significantly improves the learning efficiency of self-supervised learning and thus leads to state-of-the-art performance in several large-scale benchmarks (e.g., ImageNet [31], SYSU-30k [40], and COCO 2017 [25]) and varieties of downstream tasks.

2. Related Work

Vanilla self-supervised learning. The recent renaissance of self-supervised learning originated from pretext tasks, which were simple and straightforward. Typical pretext tasks included image denoising [36], image inpainting [29], patch ordering [10], solving jigsaw puzzles [27], color jittering [48], and rotation prediction [16]. Although these methods contributed to the renaissance of self-supervised learning, their learned representations had a weak generalization ability in computer vision.

Contrastive learning. Currently, the most effective method for self-supervised learning in computer vision is contrastive learning [5, 21, 6, 19, 4]. Contrastive learning is to learn the appropriate distance for different classes. The intra-class distances are encouraged to be small, and the inter-class distances are forced to be large. Plenty of positive and negative samples are needed to discover the similarity and dissimilarity, which requires large GPU memories [5]. To address this problem, SimCLR [5] employs distributed computation to enlarge the batch using many computing machines. Nevertheless, due to GPU memory

²Every two samples augmented from the same image are considered a **positive sample pair**; every two samples augmented from different photos are considered as a **negative sample pair**.

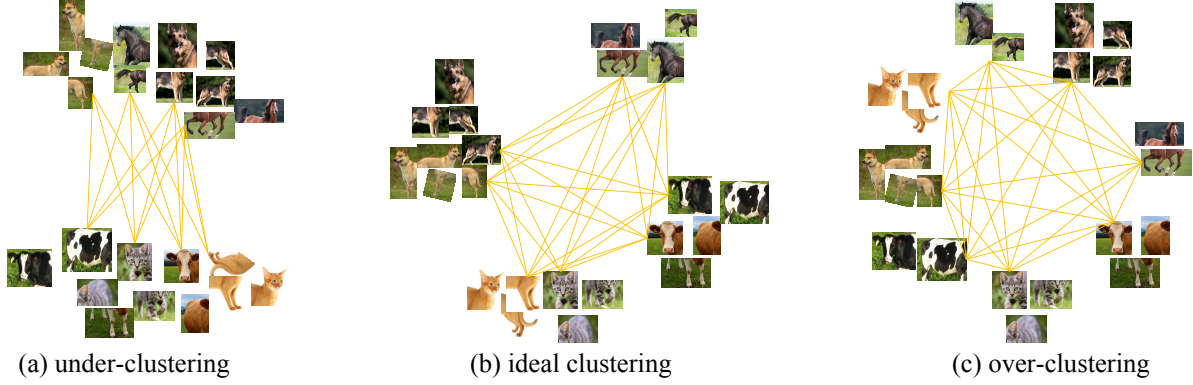


Figure 2. Illustration of the under-clustering and over-clustering problems. Here, each pair of samples connected by a yellow line represent a negative sample pair.

limitation, further enlarging the number of positive/negative samples is prohibitive in practice, which forms a barrier to improving self-supervised learning. We identify this as an under-clustering problem.

To overcome the under-clustering problem, more elegantly, the mean teacher approach [33] is applied to produce sufficient number of negative samples [21, 6] and positive samples [19, 4]. One special method, called Exemplar-CNN [12, 11], directly clarifies each all the images in a dataset into a class, i.e., it categorizes CIFAR-10 into 50,000 classes. However, it obtains an unsatisfied performance. We identify this as an over-clustering problem. Specifically, since each image can be regarded as a class, excessive negative sample pairs can over-cluster samples from the same category into different clusters. This over-clustering can lead to bad representation learning since the network just memorizes the data instead of learning from the data [47, 2].

To overcome the over-clustering problem, recent works rethink the necessity of negative samples and propose to remove negative samples at all. Notable works include BYOL [19] and SimSiam [7]. However, once the negative samples are removed, under-clustering problems reoccur because the model cannot efficiently discover the dissimilarity between inter-class samples.

Triplet loss. Triplet loss was proposed by Ding et al. [9] and Schroff et al. [32] independently for person re-identification and face recognition, respectively. It tends to maximize the relative distance between the positive pair and the negative pair for each triplet unit. Several improvements over triplet loss are conducted to discover the valuable triplets [23], to perform cross-batch triplet loss [42], and to apply to weakly supervised scenario [40]. However, these classical triplet losses can also result in over-clustering. In contrast, we propose a median triplet loss to address the over-clustering problem guaranteed by the Bernoulli Distribution model.

3. Self-supervised Representation Learning

We first present the problems of existing contrastive learning methods in Section 3.1, including under-clustering and over-clustering. Then, we present our method in Section 3.2. The analysis of the effectiveness of our approach is presented in Section 3.3.

3.1. Under-clustering and Over-clustering Problems

Contrastive learning is proposed by [20] and is widely used in self-supervised learning, achieving best-performing results on ImageNet. The most widely-adopted loss for contrastive learning is InfoNCE [35]. Let x be a query image which has 1 positive sample x^+ and l negative samples $\{x_j^-\}_{j=1,\dots,m}$. InfoNCE calculates their inner products and normalize the products using softmax and have: $\{\widetilde{x^T x^+}, \widetilde{x^T x_1^-}, \widetilde{x^T x_2^-}, \dots, \widetilde{x^T x_m^-}\} = \text{softmax}(\{x^T x^+, x^T x_1^-, x^T x_2^-, \dots, x^T x_m^-\})$. Then, the goal of contrastive learning is to minimize $-1 \log \widetilde{x^T x^+} - 0 \log \widetilde{x^T x_1^-} - 0 \log \widetilde{x^T x_2^-} \dots - 0 \log \widetilde{x^T x_m^-}$ (see footnote³ for detail), which can be interpreted as forcing $\widetilde{x^T x^+}$ to be close to 1 and forcing $\widetilde{x^T x_1^-}, \widetilde{x^T x_2^-}, \dots, \widetilde{x^T x_m^-}$ to be close to 0. This indicates that plenty of negative sample pairs are needed to guarantee the learning efficiency because the model needs sufficient negative samples to discover the dissimilarity between inter-class samples. Especially, plenty of positive samples and negative samples are needed to enrich the similarity and dissimilarity in each batch of data.

Under-clustering. Insufficient positive and negative examples can lead to under-clustering. Under-clustering is a critical problem in which different categories have a valid (but unwelcome) overlap. For example, in Figure 2 (a), a cluster may contains $\{\text{dog}, \text{horse}\}$ or $\{\text{cat}, \text{cow}\}$, i.e., dogs

³Generally, it's written as: $-\log \frac{\exp(x^T x^+)/\tau}{\exp(x^T x^+)/\tau + \sum_{j=1}^m \exp(x^T x_j^-)/\tau}$,

where τ is a temperature.

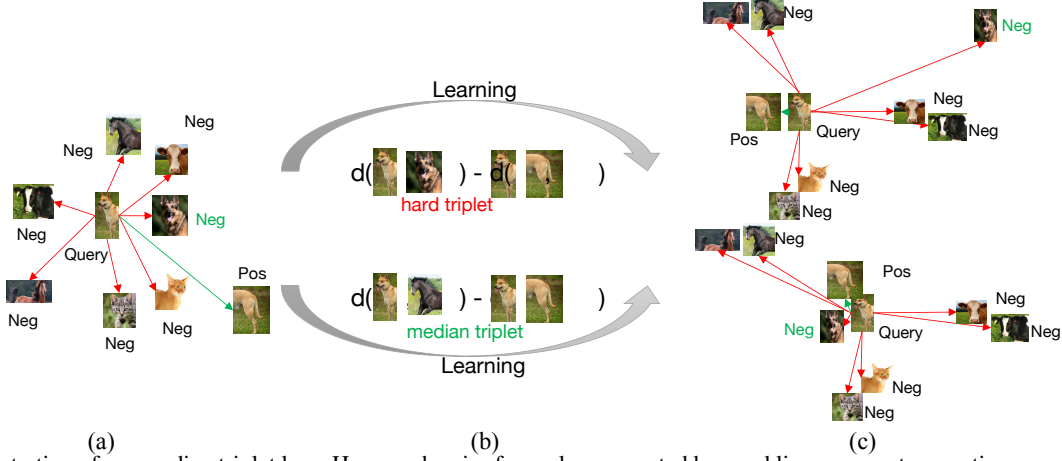


Figure 3. Illustration of our median triplet loss. Here, each pair of samples connected by a red line represent a negative sample pair. Please note that although labeled by a green word “Neg”, in fact, the dog is a positive sample to the query image because they belong to the same category, i.e., “a dog”. Traditional triplet loss using the hardest triplet (see Figure (b)) will result in an over-clustering problem, in which the distance between these two dogs will be enlarged. The over-clustering result is shown at (c) **top**, and the perfect learning results is shown at (c) **bottom**.

and horse are mixed up. Without the annotation, we cannot identify the actual label of each data point. In other words, the dogs and horses have an overlap. An under-clustering problem occurs when insufficient positive and negative samples are present.

Over-clustering. As opposed to under-clustering caused by lacking negative samples, over-clustering is a problem caused by overwhelming negative samples. Although contrastive learning implicitly regards each image as a class, we do not expect over-clustering. Excessive negative sample pairs can result in over-clustering that forces samples from the same category into different clusters. As is shown in Figure 2 (c), if excessive negative examples are provided, the two dogs that belong to the same category are now assigned to two clusters. Similar phenomena also appear in cats and cows. This non-ideal over-clustering would prevent the model from learning discriminative representations summarizing fundamental features of a category since the network just memorizes the data instead of learning from the data [47, 2].

Ideally, we would like to use just the right amount of negative sample pairs to ensure that the images from the same category are close to each other and ensure that the images from different classes are far away. As shown in Figure 2 (b), all the dogs, cats, and cows are clustered correctly. Note that this is achieved in an unsupervised manner.

3.2. Median Triplet Loss

Triplet loss. Inspired by relative distance comparison [50], triplet loss was proposed by Ding et al. [9] and Schroff et al. [32] independently for person re-identification and face recognition, respectively. In a triplet-loss method, a set of triplets, i.e., $\{(x_i, x_i^+, x_i^-)\}_{i=1, \dots, m}$, are first generated. In general, a query image will have far more negative sam-

ples than positive samples (see Figure 3 (a) for detail). For presentation simplicity, we use only one query image and one positive sample for illustration, i.e., we have a triplet set $\{(x, x^+, x_i^-)\}_{i=1, \dots, m}$. The oldest triplet loss is defined as: $\mathcal{Loss} = \sum_{i=1}^m \max(d(x, x^+) - d(x, x_i^-), \mathcal{C})$, where d is a distance metric (e.g., cosine distance or Euclidean distance). Here, \mathcal{C} is a margin deciding whether or not to drop a triplet. This is critical in machine learning algorithms since we usually drop the simple data and focus on the hard data near the decision boundary, as support vector machine [8] suggests. To improve the learning efficiency of triplet loss, in practice, we usually use the hardest triplet to represent the overall triplets, i.e., only the triplet containing the negative sample of the highest similarity score overall negative samples are used (please refer to Figure 3 (b) for detail). Finally, a triplet is formally defined as:

$$\mathcal{Loss} = \max(d(x, x^+) - d(x, x_{hardest}^-), \mathcal{C}). \quad (1)$$

Since $x_{hardest}^-$ is the hardest negative sample, we have $d(x, x_{hardest}^-) < d(x, x_i^-)$ for all i . This indicates that when the hardest triplet loss meets the condition $d(x, x^+) < d(x, x_{hardest}^-)$, all others triplets meet the condition. Therefore, the hardest triplet loss guarantees a considerable distance between negative sample pairs. Using triplet loss, we can address the under-clustering problem.

Although triplet loss largely addresses the under-clustering issue, it also raises the over-clustering problem. Specifically, since contrastive learning can be considered a classification problem that identifies each image as a class, using the hardest triplet loss can lead to over-clustering. For example, in Figure 3 (a), the two dogs belong to the same object category. Unsurprisingly, their feature similarity score is very high. But in self-supervised learning, the

actual category labels are absent; thus, these two dogs can be reluctantly considered negative sample pairs (Figure 3 (b) and (c), **top**). This indicates they are the hardest negative sample pairs. Using the hardest triplet loss, the distance between these two dogs is enlarged. This results in an over-clustering problem that the two dogs from the same category are over-clustered into two different clusters.

Median triplet loss. To avoid over-clustering, we construct the negative pair by selecting the negative sample of a rank- k similarity score throughout negative samples rather than the hardest negative sample, i.e., we have:

$$\mathcal{L}_{\text{loss}} = \max(\gamma d(x, x^+) - d(x, x_{\text{rank}-k}^-), \mathcal{C}). \quad (2)$$

Specifically, $d(x, x_{\text{rank}-k}^-)$ is obtained using the following steps. First, we compute the distance $\{d(x, x_i^-)\}, \forall i$. Then, we sort $\{d(x, x_i^-)\}$ by ascending. Finally, the k -th element are selected from $\{d(x, x_i^-)\}$, forming $d(x, x_{\text{rank}-k}^-)$. Note that when $k = 1$, the median triplet loss reduces to the hardest triplet loss. We can show in Section 3.3 that replacing the hardest triplet with the rank- k triplet can indeed reduce the risk of over-clustering, guaranteed by the Bernoulli Distribution model. By default, we use $k = \frac{m}{2}$ (i.e., the median triplet) for most of the experiments, although using other values (e.g., $k = 5$) also yields good performance. We use the widely-used cosine distance for d , i.e., $d(x, y) = -\frac{xy}{\|x\|_2 \|y\|_2}$, where $\|\cdot\|_2$ represents the L2 norm. The negative sign (“-”) is used here because we usually consider that a higher similarity indicates a smaller distance. We set γ to be 2.

3.3. Analysis with Bernoulli Distribution Model

In self-supervised learning, the actual category labels are absent; the images from the same actual category are unavoidably regarded as negative samples (e.g., the two dogs in Figure 3 (a)). Unsurprisingly, these kinds of negative sample pairs have a high feature similarity. With a high probability, they will be in the hardest triplets (see Figure 3 (b)). Using the hardest triplet loss, the distance between these “pseudo” negative pairs is enlarged. This results in an over-clustering problem that the “pseudo” negative pairs from the same category are over-clustered into two different clusters (see Figure 3 (c) **top**).

But in our median triplet loss, we sort $\{d(x, x_i^-)\}$ by ascending and select the k -th element from $\{d(x, x_i^-)\}$, forming $d(x, x_{\text{rank}-k}^-)$. If this rank- k negative sample belongs to the same actual category as the query image, the over-clustering risk still exists; otherwise, the over-clustering risk is reduced. We need to estimate the probability that the rank- k negative sample belongs to the same category as the query image. We first have a reasonable assumption: with a high probability, the image pairs from the same actual category have higher feature similarities than other pairs, and the distances between these pairs are smaller than

other pairs. Because we have sorted $\{d(x, x_i^-)\}$ by ascending, the event that the rank- k negative sample belongs to the same category as the query image indicates an event that at least k negative samples belong to the same category as the query image. The probability of this event can be computed by using the Bernoulli Distribution model, i.e., $Pr = \mathbf{C}_m^k p^k (1-p)^{m-k} + \mathbf{C}_m^{k+1} p^{k+1} (1-p)^{m-k-1} + \dots + \mathbf{C}_m^{m-1} p^{m-1} (1-p)^1 + \mathbf{C}_m^m p^m (1-p)^0$. Here, \mathbf{C} is used to denote the combinations, and p is used to denote the probability that a negative sample belongs to the same category as the query image. For example, on ImageNet, we have $p = \frac{1}{1000}$. In our experiment, we let m be 104 and k be $\frac{m}{2}$. Putting m, k into the above equation, we have $Pr = 6.53e^{-121}$, which is almost zero. Even we let m be 104 and k be 5, we have $Pr = 3.03e^{-94}$. This indicates it is a rare event that the rank- k negative sample belongs to the same category as the query image. Thus, our triplet loss uses median triplets can avoid the over-clustering problem, guaranteed by the Bernoulli Distribution model.

Thanks to the median triplet loss, we can avoid the over-clustering problem, e.g., the two dogs at the bottom of Figure 3 (c) can be identified correctly. Experimental results in Section 5 also verify the effectiveness of our method.

4. Main results

Our self-supervised training protocols are as follows.

Data augmentation protocol. Our augmentations are straightforward, including randomly cropping, randomly resizing, randomly flipping horizontally, arbitrary gray scaling, stochastic color jittering, Gaussian blurring, and solarization.

Other protocols. For the unsupervised learning stage, the batch size is 104 images per GPU, and we use eight GPUs. The gradient update interval is five steps. The maximum epoch is 200. The learning rate starts from 4.8 and gradually decreases with cosine annealing. The weight decay factor is $1e^{-6}$. The optimizer is LARS [17] with a momentum 0.9. The backbone is ResNet-50, which is the same as the previous methods. The models are trained by using the 1.28M training images of ImageNet but without their annotations. All the protocols are in line with [49]. Using the same protocols as [49] makes it feasible to present comparisons on multiple datasets/tasks without the extra hyperparameter search.

We evaluate our method by comparing with state-of-the-art methods in four tasks, involving linear evaluation on ImageNet, person re-identification on SYSU-30k, and object detection on both COCO 2017 and “VOC07+12”.

4.1. Linear evaluation on ImageNet

Linear evaluation is the most widely-adopted evaluation protocol for validating the representation ability of different self-supervised methods. Standardly, the backbones of

Table 1. Top-1 accuracy and training epochs of state-of-the-art methods on ImageNet using linear classification for evaluation.

| Method | top-1 acc. | train epochs |
|------------------------------|-------------|--------------|
| Random | 4.4 | 0 |
| Relative-Loc [10] | 38.8 | 200 |
| Rotation-Pred [16] | 47.0 | 200 |
| DeepCluster [3] | 46.9 | 200 |
| NPID [44] | 56.6 | 200 |
| ODC [46] | 53.4 | 200 |
| SimCLR [5] | 60.6 | 200 |
| SimCLR-1000 [5] | 69.3 | 1000 |
| MoCo [21] | 61.9 | 200 |
| MoCo v2 [6] | 67.0 | 200 |
| MoCo v2-800 [6] | 71.1 | 800 |
| BYOL [19]-200 | 71.5 | 200 |
| BYOL [19]-300 | 72.5 | 300 |
| BYOL [19]-1000 | 74.3 | 1000 |
| SimSiam [7]-100 | 68.1 | 100 |
| SimSiam [7]-200 | 70.0 | 200 |
| SimSiam [7]-400 | 70.8 | 400 |
| SimSiam [7]-800 | 71.3 | 800 |
| median triplet-200 | 73.6 | 180 |
| median triplet-600 | 75.9 | 700 |
| supervised-100 | 76.3 | 100 |
| supervised-100 + linear eval | 74.1 | 100 |
| supervised-270 | 78.4 | 270 |

ResNet-50 are trained by using the above self-supervised training protocols and are frozen. A linear classifier is then added to the top of the frozen representation and is trained for each method. All methods are trained using the 1.28M training images of ImageNet and are evaluated using the 50K validation images of ImageNet. For the linear classification stage, the batch size is 256. The maximum epoch is 100. There is no weight decay in linear classification training. The optimizer is SGD. Single-scale center-crop top-1 accuracy is used.

Currently, the widely-used evaluation standard of self-supervised learning values the accuracy most but regardless of the training epochs. Following this standard, we first compare our method with the competitors without considering the training epochs. The results are reported in Table 1. As shown, our method achieves a promising result on ImageNet, i.e., 75.9%, outperforming the latest state-of-the-art methods by a clear margin.

Regarding learning efficiency, the computational efficiency of existing self-supervised learning methods is far from supervised learning. As shown in Table 1, the self-supervised models are trained for about 1,000 epochs, while the supervised counterpart is trained for only about 100 epochs. SimCLR [5] explains that training for a longer time does not bring gain for the supervised learning model (i.e., it reported a result of 76.4% vs. 76.3% for supervised-1000 vs. supervised-100). But our observation is opposite, i.e., our reproduction of a supervised model trained for 270 epochs can achieve 78.4% top-1 accuracy, which is signifi-

Table 2. The object detection accuracy on COCO 2017 using Mask-RCNN.

| Method | AP ^{Box} | AP ^{Mask} |
|-----------------------|-------------------|--------------------|
| Random | 35.6 | 31.4 |
| Relative-Loc [10] | 40.0 | 35.0 |
| Rotation-Pred [16] | 40.0 | 34.9 |
| NPID [44] | 39.4 | 34.5 |
| MoCo [21] | 40.9 | 35.5 |
| MoCo v2 [6] | 40.9 | 35.5 |
| SimCLR [5] | 39.6 | 34.6 |
| BYOL [19] | 40.3 | 35.1 |
| median triplet | 41.3 | 37.3 |
| supervised-100 | 40.0 | 34.7 |
| supervised-270 | 42.0 | 37.7 |

Table 3. The object detection accuracy on “VOC07+12” using Faster-RCNN.

| Method | AP50 ^{Box} | AP ^{Box} | AP75 ^{Box} |
|-----------------------|---------------------|-------------------|---------------------|
| Random | 59.0 | 32.8 | 31.6 |
| Relative-Loc [10] | 80.4 | 55.1 | 61.2 |
| Rotation-Pred [16] | 80.9 | 55.5 | 61.4 |
| NPID [44] | 80.0 | 54.1 | 59.5 |
| MoCo [21] | 81.4 | 56.0 | 62.2 |
| MoCo v2 [6] | 82.0 | 56.6 | 62.9 |
| SimCLR [5] | 79.4 | 51.5 | 55.6 |
| BYOL [19] | 81.0 | 51.9 | 56.5 |
| median triplet | 81.8 | 56.4 | 62.9 |
| supervised-100 | 81.6 | 54.2 | 59.8 |
| supervised-270 | 82.2 | 56.9 | 63.1 |

cantly higher than all of the self-supervised models.

Put together, a complete comparison regarding both the accuracies and training epochs is presented in Figure 1 and Table 1, from which we have two observations. **First**, previous self-supervised methods still have a long way to go. All methods have significantly lower learning efficiency than supervised learning. **Second**, as shown in Figure 1, our approach lies in the top-left corner of the figure, which indicates that our method achieves the best performance among the compared self-supervised methods. This comparison verifies the effectiveness and efficiency of our approach.

4.2. Transferring to downstream tasks

Transferring to COCO 2017 object detection. One of the self-supervised learning’s goals is to learn transferrable features. We test our self-supervised learned representation’s generalization ability by transferring to COCO 2017 object detection [25]. Specifically, the backbones of ResNet-50 are trained by using the above self-supervised training protocols, and the trained network weights serve as the initialization of Mask-RCNN [22] with C4. We fine-tune all layers on the *train2017* set of COCO 2017, which has about 119K training images. The training schedule is the default $2\times$ schedule in [18]. Following [21], we fine-tune BN instead of freezing it. Overall, the self-supervised pretraining methods use the same training protocol as the

ImageNet supervised counterpart. The accuracy is tested on the *val2017* set of COCO 2017. We report the standard metric for the detection and instance segmentation: AP^{Box} and AP^{Mask} .

Table 2 shows that using our approach for pretraining surpasses other self-supervised ImageNet pretraining on COCO 2017 detection. Moreover, our self-supervised pretraining even outperforms the supervised ImageNet pretraining, implying that self-supervised learning can obtain more universal representations. This is in line with previous works that also show that self-supervised pretraining can outperform supervised pretraining on object detection [15, 21, 26, 4].

Transferring to VOC07+12 object detection. In addition to COCO 2017, we also evaluate our method’s transferability in PASCAL VOC object detection. Following [21] and [49], the backbones of ResNet-50 are trained by using the above self-supervised training protocols, and the trained network weights serve as the initialization of Faster R-CNN [30] with C4. Then, we fine-tune all layers on the *trainval07+12* set of PASCAL. The image scale is [480, 800] pixels during training and 800 in the testing. We report the default VOC metric of AP^{50} and the COCO-style AP and AP^{75} . The evaluation is on the VOC *test2017* set.

We show the performance of different methods in Table 3. As shown, only MoCo v2 and our approach can catch up with the supervised pretraining counterpart that performs pretraining for 100 epochs. Our approach is comparable to MoCo v2. This verifies the effectiveness of our method and implies that our self-supervised learning can obtain universal representations.

4.3. Person re-identification on SYSU-30k

In a general sense, all the above tasks (image classification, object detection, and segmentation) belong to visual categorization since detection and segmentation can be considered categorizing regions and pixels for a given image. The effectiveness of our approach beyond visual classification remains uninvestigated. In the following, we investigate a completely different task, i.e., person re-identification (re-ID), which is fundamental in video surveillance [14]. Re-ID refers to the problem of re-identifying individuals across cameras. Mathematically, re-ID is a matching problem rather than a classification problem because it requires calculating distance metric between two given images. As is proved by [13, 38, 40, 51, 37], unsupervised representation learning is critical to visual matching, therefore validating the effectiveness of our approach in re-ID is nontrivial.

Dataset and protocol. We conduct experiments on the SYSU-30k dataset [40], which is the largest database for re-ID. This database contains 29,606,918 images of 30,508 pedestrians, which is about 30 times larger than ImageNet in terms of category number. Please note that the exact

Table 4. Comparison with state-of-the-art methods on SYSU-30k.

| supervision | method | rank-1 |
|-------------------|-----------------------|-------------|
| Transfer learning | DARI [39] | 11.2 |
| | DF [9] | 10.3 |
| | Local CNN [45] | 23.0 |
| | MGN [41] | 23.6 |
| Weakly supervised | W-Local CNN [40] | 28.8 |
| | W-MGN [40] | 29.5 |
| Self-supervised | SimCLR [5] | 10.9 |
| | MoCo v2 [6] | 11.6 |
| | BYOL [19] | 12.7 |
| | median triplet | 14.8 |

label of each image is unknown in this dataset. Both the lack of precise annotation and the massive number of images make this dataset set very suitable for unsupervised learning, especially self-supervised learning. Since we are the first to perform self-supervised learning in this database, no previous work provides an evaluation protocol for this dataset. We propose a new evaluation protocol for it as follows: the training set of SYSU-30k is employed to perform self-supervised representation learning. Once the model is learned, we directly use it to extract features for visual matching on the test set of SYSU-30k without any fine-tuning. This is even more challenging than linear evaluation on ImageNet because linear evaluation learns an extra classifier for recognition, but no extra classifier is learned here. Regarding the superiority of using SYSU-30k mentioned above, we believe SYSU-30k is a perfect database to evaluate the effectiveness of self-supervised learning and recommend it to future self-supervised learning researchers.

Result analysis. In Table 4, we compare with SimCLR, MoCo-v2, BYOL, and current state-of-the-art results (not self-supervised methods). We use ResNet-50 as the feature extractors. The results in Table 4 show that our models achieve a new state-of-the-art performance, i.e., a rank-1 accuracy of 14.8%. Please note that this number is so low, i.e., even lower than existing transfer learning and weakly-supervised learning methods. This is attributed to the challenge of the SYSU-30k test set, which contains about 480,000 **testing** images. More importantly, there are 478,730 mismatching images as the wrong answer in the gallery. Thus, evaluation using the SYSU-30k test set is like searching for a needle in the ocean. We encourage future self-supervised researchers to use this dataset to evaluate the effectiveness of self-supervised learning. We can also observe that our approach surpasses other self-supervised learning methods by a clear margin (14.8 vs. 12.7 for ours vs. BYOL). This verifies the effectiveness of our approach on visual matching tasks like re-ID.

5. Ablation studies

We present ablation studies on our method to provide insights into how it works. To reduce the training time and

Table 5. Effect of avoiding over-clustering.

| Training epoch | event | 0 | 180 |
|--------------------------|---------------------------|--------|--------|
| Top-1 accuracy, $k = 1$ | $\Pr(\omega \mathcal{A})$ | 0.1538 | 0.9656 |
| | $\Pr(\omega \mathcal{B})$ | 0.1618 | 0.9948 |
| Top-1 accuracy, $k = 5$ | $\Pr(\omega \mathcal{A})$ | 0.1167 | 0.2105 |
| | $\Pr(\omega \mathcal{B})$ | 0.1230 | 0.2132 |
| Top-1 accuracy, $k = 52$ | $\Pr(\omega \mathcal{A})$ | 0.1220 | 0.0110 |
| | $\Pr(\omega \mathcal{B})$ | 0.1288 | 0.0233 |

Table 6. Impact of margin.

| Margin | $\mathcal{C} = 0.3$ | $\mathcal{C} = 1.2$ | $\mathcal{C} = 100$ |
|----------------|---------------------|---------------------|---------------------|
| Top-1 accuracy | 28.3 | 29.8 | 30.0 |

Table 7. Impact of rank-k.

| Rank-k | rank-1 | rank-5 | rank-52 |
|----------------|--------|--------|---------|
| Top-1 accuracy | 28.9 | 29.5 | 30.0 |

fast access to the results, we perform ablation studies using 20 training epochs. Please note that, due to our method’s high learning efficiency, training for 20 epochs is sufficient for ablation studies. Previous also uses few training epochs for ablation studies, e.g., [5] and [34]. All the training protocols are the same as Section 4, except that we take the 20th epoch’s checkpoint for evaluation. This section only reports the results of top-1 accuracy on ImageNet under the linear evaluation protocol since it is the most widely-adopted metric for validating the effectiveness of self-supervised methods. The linear evaluation training is also reduced to one epoch because, empirically, we find a strong correlation between the one-epoch training and the complete training.

Effect of avoiding over-clustering. As we discussed in Section 3.2, thanks to the median triplet loss, we can avoid the over-clustering problem. For example, if $k = 5$, the probability of over-clustering is $3.03e^{-94}$. If $k = \frac{m}{2} = 52$, the probability of over-clustering is $6.53e^{-121}$. However, whether this analysis is correct remains unclear. In the following, we provide empirical evidence to support our analysis. During batch training, all the batch samplings are considered the total event \mathcal{A} . If a batch contains at least two images belonging to the same actual category (e.g., there are two dogs in a batch), we call it an event \mathcal{B} . If the rank-k negative sample belongs to the same category as the query image in a batch (e.g., the two dogs are considered rank-k negative sample pairs), we call it an event Ω . We report the frequency $\Pr(\Omega|\mathcal{A})$ and $\Pr(\Omega|\mathcal{B})$ in Table 5 for different training epochs and different k s.

We have three observations from Table 5. **First**, the rank-52 and rank-5 negative sample rarely belong to the same category as the query image. Both $\Pr(\Omega|\mathcal{A})$ and $\Pr(\Omega|\mathcal{B})$ are low for rank-52. **Second**, with the training epochs increasing, the probability that the rank-k negative sample belongs to the same category as the query image decreases. This is attributed to the more and more discriminative features that have been learned as the training goes. **Third**, with k increasing, the probability that the

rank-k negative sample belongs to the same category as the query image decreases. Especially when $k = 1$, our median triplet loss reduces to the hardest triplet loss. As shown, the hardest triplet loss indeed has a risk of over-clustering because the probability $\Pr(\Omega|\mathcal{B})$ is high. With k increasing, the probability $\Pr(\Omega|\mathcal{B})$ decreases. This indicates that our triplet loss uses median triplets can avoid the over-clustering problem, guaranteed by the Bernoulli Distribution model.

Please note that if a batch contains even one negative sample pair that belongs to the same actual category but is clustered into two different clusters, we consider the whole batch has the over-clustering risk. Therefore, the probability in Table 5 (e.g., 0.0110 or 0.2105) is higher than that in the analysis (e.g., $3.03e^{-94}$ or $6.53e^{-121}$).

Impact of margin. As we discussed in Section 3.2, there is a margin \mathcal{C} deciding whether or not to drop a triplet. This is critical in machine learning algorithms since we usually drop the simple data and focus on the complex data near the decision boundary, as support vector machine [8] suggests. To empirically verify this hypothesis, we train our method using different margins. The results are shown in Table 6. As shown, different margins lead to a performance fluctuation. When $\mathcal{C} = 100$ or $\mathcal{C} = 1.2$, the performance is best. Hence, we use $\mathcal{C} = 100$ for default in all of the experiments if no otherwise specified.

Impact of rank-k. As we analyze in Section 3.3, we can use different k s for our median triplet loss. When $k = 1$, our median triplet loss reduces to the traditional hardest triplet loss. When k increases, the risks of over-clustering reduces exponentially. To know the impact of using different k s, we train our method using different k s. The results are shown in Table 7. As shown, different k s lead to a performance fluctuation. When $k = 5$ and $k = 52$, the performances are satisfied. Hence, we use $k = 52$ for default in all of the experiments if no otherwise specified.

6. Conclusion

Although self-supervised learning has shown promising results on ImageNet, its learning efficiency is still low. We attribute the inherited drawback of contrastive learning to under-clustering and over-clustering. To overcome these two problems, we propose a novel self-supervised representation framework using a median triplet loss. We employ triplet loss containing rich negative sample information to address the under-clustering problem, and we construct negative sample pairs by selecting the negative samples with the median similarity score to prevent the over-clustering problem, guaranteed by the Bernoulli Distribution model. Our method significantly improves the learning efficiency of self-supervised learning, leading to state-of-the-art performance in several large-scale benchmarks and varieties of downstream tasks.

References

- [1] Martín Abadi, Ashish Agarwal, Paul Barham, Eugene Brevdo, Zhifeng Chen, Craig Citro, Greg S. Corrado, Andy Davis, Jeffrey Dean, Matthieu Devin, Sanjay Ghemawat, Ian Goodfellow, Andrew Harp, Geoffrey Irving, Michael Isard, Yangqing Jia, Rafal Jozefowicz, Lukasz Kaiser, Manjunath Kudlur, Josh Levenberg, Dan Mané, Rajat Monga, Sherry Moore, Derek Murray, Chris Olah, Mike Schuster, Jonathon Shlens, Benoit Steiner, Ilya Sutskever, Kunal Talwar, Paul Tucker, Vincent Vanhoucke, Vijay Vasudevan, Fernanda Viégas, Oriol Vinyals, Pete Warden, Martin Wattenberg, Martin Wicke, Yuan Yu, and Xiaoqiang Zheng. TensorFlow: Large-scale machine learning on heterogeneous systems, 2015. Software available from tensorflow.org.
- [2] Guy Bresler and Dheeraj Nagaraj. A corrective view of neural networks: Representation, memorization and learning. In *Conference on Learning Theory*, pages 848–901. PMLR, 2020.
- [3] Mathilde Caron, Piotr Bojanowski, Armand Joulin, and Matthijs Douze. Deep clustering for unsupervised learning of visual features. In *Computer Vision - ECCV 2018 - 15th European Conference, Munich, Germany, September 8-14, 2018, Proceedings, Part XIV*, pages 139–156, 2018.
- [4] Mathilde Caron, Ishan Misra, Julien Mairal, Priya Goyal, Piotr Bojanowski, and Armand Joulin. Unsupervised learning of visual features by contrasting cluster assignments. *CoRR*, abs/2006.09882, 2020.
- [5] Ting Chen, Simon Kornblith, Mohammad Norouzi, and Geoffrey E. Hinton. A simple framework for contrastive learning of visual representations. *CoRR*, abs/2002.05709, 2020.
- [6] Xinlei Chen, Haoqi Fan, Ross B. Girshick, and Kaiming He. Improved baselines with momentum contrastive learning. *CoRR*, abs/2003.04297, 2020.
- [7] Xinlei Chen and Kaiming He. Exploring simple siamese representation learning. In *2016 IEEE Conference on Computer Vision and Pattern Recognition, CVPR 2020, virtual conference online, June 19-25, 2021, page*, 2021.
- [8] Corinna Cortes and Vladimir Vapnik. Support-vector networks. *Machine learning*, 20(3):273–297, 1995.
- [9] Shengyong Ding, Liang Lin, Guangrun Wang, and Hongyang Chao. Deep feature learning with relative distance comparison for person re-identification. *Pattern Recognit.*, 48(10):2993–3003, 2015.
- [10] Carl Doersch, Abhinav Gupta, and Alexei A. Efros. Unsupervised visual representation learning by context prediction. In *2015 IEEE International Conference on Computer Vision, ICCV 2015, Santiago, Chile, December 7-13, 2015*, pages 1422–1430, 2015.
- [11] Alexey Dosovitskiy, Philipp Fischer, Jost Tobias Springenberg, Martin A. Riedmiller, and Thomas Brox. Discriminative unsupervised feature learning with exemplar convolutional neural networks. *IEEE Trans. Pattern Anal. Mach. Intell.*, 38(9):1734–1747, 2016.
- [12] Alexey Dosovitskiy, Jost Tobias Springenberg, Martin A. Riedmiller, and Thomas Brox. Discriminative unsupervised feature learning with convolutional neural networks. In *Advances in Neural Information Processing Systems 27: Annual Conference on Neural Information Processing Systems 2014, December 8-13 2014, Montreal, Quebec, Canada*, pages 766–774, 2014.
- [13] Hehe Fan, Liang Zheng, Chenggang Yan, and Yi Yang. Unsupervised person re-identification: Clustering and fine-tuning. *ACM Transactions on Multimedia Computing, Communications, and Applications (TOMM)*, 14(4):1–18, 2018.
- [14] Michela Farenzena, Loris Bazzani, Alessandro Perina, Vittorio Murino, and Marco Cristani. Person re-identification by symmetry-driven accumulation of local features. In *2010 IEEE computer society conference on computer vision and pattern recognition*, pages 2360–2367. IEEE, 2010.
- [15] Spyros Gidaris, Andrei Bursuc, Nikos Komodakis, Patrick Pérez, and Matthieu Cord. Learning representations by predicting bags of visual words. In *2020 IEEE/CVF Conference on Computer Vision and Pattern Recognition, CVPR 2020, Seattle, WA, USA, June 13-19, 2020*, pages 6926–6936, 2020.
- [16] Spyros Gidaris, Praveer Singh, and Nikos Komodakis. Unsupervised representation learning by predicting image rotations. In *6th International Conference on Learning Representations, ICLR 2018, Vancouver, BC, Canada, April 30 - May 3, 2018, Conference Track Proceedings*, 2018.
- [17] Boris Ginsburg, Igor Gitman, and Yang You. Large batch training of convolutional networks with layer-wise adaptive rate scaling, 2018.
- [18] Ross Girshick, Ilija Radosavovic, Georgia Gkioxari, Piotr Dollár, and Kaiming He. Detectron. <https://github.com/facebookresearch/detectron>, 2018.
- [19] Jean-Bastien Grill, Florian Strub, Florent Altché, Corentin Tallec, Pierre H. Richemond, Elena Buchatskaya, Carl Doersch, Bernardo Ávila Pires, Zhaohan Daniel Guo, Mohammad Gheshlaghi Azar, Bilal Piot, Koray Kavukcuoglu, Rémi Munos, and Michal Valko. Bootstrap your own latent: A new approach to self-supervised learning. *CoRR*, abs/2006.07733, 2020.
- [20] Raia Hadsell, Sumit Chopra, and Yann LeCun. Dimensionality reduction by learning an invariant mapping. In *2006 IEEE Computer Society Conference on Computer Vision and Pattern Recognition (CVPR 2006), 17-22 June 2006, New York, NY, USA*, pages 1735–1742, 2006.
- [21] Kaiming He, Haoqi Fan, Yuxin Wu, Saining Xie, and Ross B. Girshick. Momentum contrast for unsupervised visual representation learning. In *IEEE Conference on Computer Vision and Pattern Recognition, CVPR 2020*, 2020.
- [22] Kaiming He, Georgia Gkioxari, Piotr Dollár, and Ross B. Girshick. Mask R-CNN. In *IEEE International Conference on Computer Vision, ICCV 2017, Venice, Italy, October 22-29, 2017*, pages 2980–2988, 2017.
- [23] Alexander Hermans, Lucas Beyer, and Bastian Leibe. In defense of the triplet loss for person re-identification. *CoRR*, abs/1703.07737, 2017.
- [24] Yangqing Jia, Evan Shelhamer, Jeff Donahue, Sergey Karayev, Jonathan Long, Ross B. Girshick, Sergio Guadarrama, and Trevor Darrell. Caffe: Convolutional architecture for fast feature embedding. In *Proceedings of the ACM International Conference on Multimedia, MM '14, Orlando, FL, USA, November 03 - 07, 2014*, pages 675–678, 2014.

- [25] Tsung-Yi Lin, Michael Maire, Serge J. Belongie, James Hays, Pietro Perona, Deva Ramanan, Piotr Dollár, and C. Lawrence Zitnick. Microsoft COCO: common objects in context. In *Computer Vision - ECCV 2014 - 13th European Conference, Zurich, Switzerland, September 6-12, 2014, Proceedings, Part V*, pages 740–755, 2014.
- [26] Ishan Misra and Laurens van der Maaten. Self-supervised learning of pretext-invariant representations. In *2020 IEEE/CVF Conference on Computer Vision and Pattern Recognition, CVPR 2020, Seattle, WA, USA, June 13-19, 2020*, pages 6706–6716, 2020.
- [27] Mehdi Noroozi and Paolo Favaro. Unsupervised learning of visual representations by solving jigsaw puzzles. In *Computer Vision - ECCV 2016 - 14th European Conference, Amsterdam, The Netherlands, October 11-14, 2016, Proceedings, Part VI*, pages 69–84, 2016.
- [28] Adam Paszke, Sam Gross, Francisco Massa, Adam Lerer, James Bradbury, Gregory Chanan, Trevor Killeen, Zeming Lin, Natalia Gimelshein, Luca Antiga, Alban Desmaison, Andreas Köpf, Edward Yang, Zachary DeVito, Martin Raison, Alykhan Tejani, Sasank Chilamkurthy, Benoit Steiner, Lu Fang, Junjie Bai, and Soumith Chintala. Pytorch: An imperative style, high-performance deep learning library. In *Advances in Neural Information Processing Systems 32: Annual Conference on Neural Information Processing Systems 2019, NeurIPS 2019, 8-14 December 2019, Vancouver, BC, Canada*, pages 8024–8035, 2019.
- [29] Deepak Pathak, Philipp Krähenbühl, Jeff Donahue, Trevor Darrell, and Alexei A. Efros. Context encoders: Feature learning by inpainting. In *2016 IEEE Conference on Computer Vision and Pattern Recognition, CVPR 2016, Las Vegas, NV, USA, June 27-30, 2016*, pages 2536–2544, 2016.
- [30] Shaoqing Ren, Kaiming He, Ross B. Girshick, and Jian Sun. Faster R-CNN: towards real-time object detection with region proposal networks. In *Advances in Neural Information Processing Systems 28: Annual Conference on Neural Information Processing Systems 2015, December 7-12, 2015, Montreal, Quebec, Canada*, pages 91–99, 2015.
- [31] Olga Russakovsky, Jia Deng, Hao Su, Jonathan Krause, Sanjeev Satheesh, Sean Ma, Zhiheng Huang, Andrej Karpathy, Aditya Khosla, Michael Bernstein, et al. Imagenet large scale visual recognition challenge. *International Journal of Computer Vision*, 115(3):211–252, 2015.
- [32] Florian Schroff, Dmitry Kalenichenko, and James Philbin. Facenet: A unified embedding for face recognition and clustering. In *IEEE Conference on Computer Vision and Pattern Recognition, CVPR 2015, Boston, MA, USA, June 7-12, 2015*, pages 815–823, 2015.
- [33] Antti Tarvainen and Harri Valpola. Mean teachers are better role models: Weight-averaged consistency targets improve semi-supervised deep learning results. In *Advances in Neural Information Processing Systems 30: Annual Conference on Neural Information Processing Systems 2017, 4-9 December 2017, Long Beach, CA, USA*, pages 1195–1204, 2017.
- [34] Yonglong Tian, Chen Sun, Ben Poole, Dilip Krishnan, Cordelia Schmid, and Phillip Isola. What makes for good views for contrastive learning. *CoRR*, abs/2005.10243, 2020.
- [35] Aäron van den Oord, Yazhe Li, and Oriol Vinyals. Representation learning with contrastive predictive coding. *CoRR*, abs/1807.03748, 2018.
- [36] Pascal Vincent, Hugo Larochelle, Yoshua Bengio, and Pierre-Antoine Manzagol. Extracting and composing robust features with denoising autoencoders. In *Machine Learning, Proceedings of the Twenty-Fifth International Conference (ICML 2008), Helsinki, Finland, June 5-9, 2008*, pages 1096–1103, 2008.
- [37] Guangcong Wang, Jianhuang Lai, Peigen Huang, and Xiaohua Xie. Spatial-temporal person re-identification. In *The Thirty-Third AAAI Conference on Artificial Intelligence, AAAI 2019, The Thirty-First Innovative Applications of Artificial Intelligence Conference, IAAI 2019, The Ninth AAAI Symposium on Educational Advances in Artificial Intelligence, EAAI 2019, Honolulu, Hawaii, USA, January 27 - February 1, 2019*, pages 8933–8940. AAAI Press, 2019.
- [38] Guangcong Wang, Jian-Huang Lai, Wenqi Liang, and Guangrun Wang. Smoothing adversarial domain attack and p-memory reconsolidation for cross-domain person re-identification. In *Proceedings of the IEEE/CVF Conference on Computer Vision and Pattern Recognition*, pages 10568–10577, 2020.
- [39] Guangrun Wang, Liang Lin, Shengyong Ding, Ya Li, and Qing Wang. DARI: distance metric and representation integration for person verification. In Dale Schuurmans and Michael P. Wellman, editors, *Proceedings of the Thirtieth AAAI Conference on Artificial Intelligence, February 12-17, 2016, Phoenix, Arizona, USA*, pages 3611–3617. AAAI Press, 2016.
- [40] Guangrun Wang, Guangcong Wang, Xujie Zhang, Jianhuang Lai, Zhengtao Yu, and Liang Lin. Weakly supervised person re-id: Differentiable graphical learning and a new benchmark. In *IEEE Transactions on Neural Networks and Learning Systems (T-NNLS)*, 2020.
- [41] Guanshuo Wang, Yufeng Yuan, Xiong Chen, Jiwei Li, and Xi Zhou. Learning discriminative features with multiple granularities for person re-identification. In Susanne Boll, Kyoung Mu Lee, Jiebo Luo, Wenwu Zhu, Hyeran Byun, Chang Wen Chen, Rainer Lienhart, and Tao Mei, editors, *2018 ACM Multimedia Conference on Multimedia Conference, MM 2018, Seoul, Republic of Korea, October 22-26, 2018*, pages 274–282. ACM, 2018.
- [42] Xun Wang, Haozhi Zhang, Weilin Huang, and Matthew R. Scott. Cross-batch memory for embedding learning. In *2020 IEEE/CVF Conference on Computer Vision and Pattern Recognition, CVPR 2020, Seattle, WA, USA, June 13-19, 2020*, pages 6387–6396. IEEE, 2020.
- [43] Yuxin Wu et al. Tensorpack. <https://github.com/tensorpack/>, 2016.
- [44] Zhirong Wu, Yuanjun Xiong, Stella X. Yu, and Dahua Lin. Unsupervised feature learning via non-parametric instance-level discrimination. *CoRR*, abs/1805.01978, 2018.
- [45] Jiwei Yang, Xu Shen, Xinmei Tian, Houqiang Li, Jianqiang Huang, and Xian-Sheng Hua. Local convolutional neural networks for person re-identification. In Susanne Boll, Kyoung Mu Lee, Jiebo Luo, Wenwu Zhu, Hyeran Byun,

Chang Wen Chen, Rainer Lienhart, and Tao Mei, editors, *2018 ACM Multimedia Conference on Multimedia Conference, MM 2018, Seoul, Republic of Korea, October 22-26, 2018*, pages 1074–1082. ACM, 2018.

- [46] Xiaohang Zhan, Jiahao Xie, Ziwei Liu, Yew-Soon Ong, and Chen Change Loy. Online deep clustering for unsupervised representation learning. In *2020 IEEE/CVF Conference on Computer Vision and Pattern Recognition, CVPR 2020, Seattle, WA, USA, June 13-19, 2020*, pages 6687–6696, 2020.
- [47] Chiyuan Zhang, Samy Bengio, Moritz Hardt, Benjamin Recht, and Oriol Vinyals. Understanding deep learning requires rethinking generalization. In *5th International Conference on Learning Representations, ICLR 2017, Toulon, France, April 24-26, 2017, Conference Track Proceedings*, 2017.
- [48] Richard Zhang, Phillip Isola, and Alexei A. Efros. Colorful image colorization. In *Computer Vision - ECCV 2016 - 14th European Conference, Amsterdam, The Netherlands, October 11-14, 2016, Proceedings, Part III*, pages 649–666, 2016.
- [49] Xiaohang Zhang, Jiahao Xie, Enze Xie, and Ziwei Liu. Openselfsup. <https://github.com/open-mmlab/OpenSelfSup>, 2020.
- [50] Wei-Shi Zheng, Shaogang Gong, and Tao Xiang. Reidentification by relative distance comparison. *IEEE Trans. Pattern Anal. Mach. Intell.*, 35(3):653–668, 2013.
- [51] Jiaxuan Zhuo, Zeyu Chen, Jianhuang Lai, and Guangcong Wang. Occluded person re-identification. In *2018 IEEE International Conference on Multimedia and Expo, ICME 2018, San Diego, CA, USA, July 23-27, 2018*, pages 1–6. IEEE Computer Society, 2018.