

# Demystifying the Better Performance of Position Encoding Variants for Transformer

Pu-Chin Chen<sup>\*†</sup>, Henry Tsai<sup>\*</sup>, Srinadh Bhojanapalli<sup>\*</sup>,  
Hyung Won Chung, Yin-Wen Chang, Chun-Sung Ferng

Google Research

## Abstract

Transformers are state of the art models in NLP that map a given input sequence of vectors to an output sequence of vectors. However these models are permutation equivariant, and additive position embeddings to the input are used to supply the information about the order of the input tokens. Further, for some tasks [2], additional additive segment embeddings are used to denote different types of input sentences. Recent works proposed variations of positional encodings with relative position encodings achieving better performance. In this work, we do a systematic study comparing different position encodings and understanding the reasons for differences in their performance. We demonstrate a simple yet effective way to encode position and segment into the Transformer models. The proposed method performs on par with SOTA on GLUE, XTREME and WMT benchmarks while saving computation costs.

## 1 Introduction

Transformers are sequence-to-sequence models that achieve state of the art performance in many Natural Language Processing (NLP) tasks, such as machine translation, language modeling and question answering [15, 2, 21, 9]. Transformers have two major components: self-attention and a position-wise feed forward layer. Both are permutation equivariant and are not sensitive to the order of input tokens. To make these models position-aware, the position information of the input words is typically added as an additional embedding to the input token embeddings [15]. For example, input embedding ( $\mathbf{W}$ ) of a sentence is added to the position embeddings ( $\mathbf{P}$ ), resulting in input  $\mathbf{W} + \mathbf{P}$  to the Transformer. These position embeddings only depend on the location the word appears. For word at position  $i$ , its position embedding  $\mathbf{P}_i$  depends only on the location and is independent of the word that appears at this location. The position embeddings can either be fixed, e.g. sinusoidal embeddings, or learned. For multi-segment tasks, additional segment embeddings can be added just like the position embeddings [2].

There have been multiple works exploring different ways to include position information in Transformers. Shaw et al. [14] proposed an approach that includes position information by adding it to the “Key” and “Value” embeddings in the attention layer. Furthermore these embeddings encode relative position of tokens with respect to “Query” token—hence the name relative position encodings—and are shown to improve translation performance. To enable the model to generalize to arbitrary sequence lengths, the paper proposes to clip the relative distance to a maximum value, thereby limiting the number of position encoding parameters and simultaneously allowing attending to longer sequences. The paper further proposes sharing the position embeddings across different heads to reduce the memory usage. Yang et al. [21] extended this with additional trainable parameters and sinusoidal relative position encodings and showed improved performance on language modeling. Raffel et al. [13] further simplified the relative position encoding by using scalars to encode relative

<sup>\*</sup>Equal contribution.

<sup>†</sup>Corresponding author email: puchin@google.com

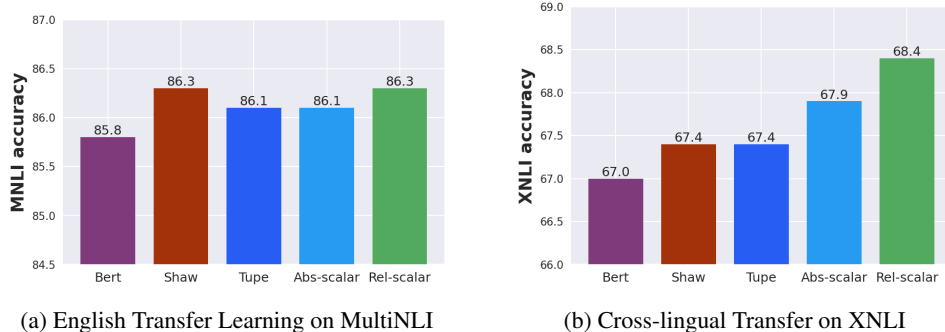


Figure 1: Performance effect of different positional encoding methods for Transformers (see § 2) on two Natural language Inference datasets from GLUE [17] and XTREME [4], showing the importance of designing the right position encoding method.

position information between the query and key tokens. They also rely on logarithmic binning of position information followed by clipping to limit the number of position encoding parameters used.

All the above works note the advantages of using a relative position encoding scheme over absolute position encodings (see also Fig 1). However what causes this difference is not clear. Yun et al. [22] have shown that Transformers with absolute position encodings are universal approximators of all sequence to sequence functions, proving that absolute position encodings can capture the position information. Hence what causes the superiority of relative position encodings? A systematic study and understanding of the benefits and drawbacks of different position encoding methods is missing. Ke et al. [5] hypothesised that the cross correlation between word and position embeddings while computing attention could be the cause of poor performance of absolute position encodings. However such cross terms are present in some of the relative position encoding methods [14, 21], and these methods perform on par or better than the other position encoding schemes (see §4).

In this paper we undertake a systematic study to understand different position encoding methods. We argue that absolute position embeddings mainly suffer from being added at the input. We show, with our experiments on classification, question answering and machine translation tasks, that absolute position encodings added to attention matrices with different parameters for each head improves significantly over absolute position encodings added to the input. This highlights that where the position information is included in the Transformer is important providing an explanation for the gap in performance between absolute and relative position encodings. We also compare different position encodings and the effect of sharing position encodings across different heads and layers of a Transformer model. Based on these observations we propose a simple variant of relative scalar position encodings [13] and a new relative segment encoding approach (for tasks with multiple segments), and empirically show its superiority.

We summarize our contributions in this paper below.

- We theoretically and empirically analyze the limitation of the absolute position embeddings added to the input and show that adding position encodings to attention matrix per-head results in superior performance for both absolute and relative position encodings.
- We propose a minimal way for encoding position and segment information and show comparable results over SOTA on standard NLP tasks such as GLUE, XTREME and WMT while having a simpler model with lower training/inference costs.
- We present ablation studies comparing different position encoding methods and ways of sharing position encoding parameters across heads and layers in Transformer.

## 2 Position Encoding for Transformers

In this section, we briefly review the Transformer models [15] and discuss previous improvement of position encoding and analyze the limitation of the additive position embedding proposed in the initial and widely-adopted Transformer model.

### 2.1 Transformer

A Transformer block consists of two types of layers: 1) Self-attention layer and 2) Feed forward layers [15]. The self attention layer usually comprises of multiple attention heads. Each head computes attention score, a  $n \times n$  matrix for input sequence length  $n$ , which is used to compute a contextual embedding of inputs.

**Self-Attention Module** Given input sequence length  $n$ , hidden size  $d$ , multi-head query-key down-projection size  $d_h$ , we define hidden layer input to this attention head as  $\mathbf{X} \in \mathbb{R}^{d \times n}$ , the query projection matrix as  $\mathbf{W}_Q^i \in \mathbb{R}^{d_h \times d}$ , the key projection matrix as  $\mathbf{W}_K^i \in \mathbb{R}^{d_h \times d}$  and the value projection matrix as  $\mathbf{W}_V^i \in \mathbb{R}^{d_h \times d}$ ,  $i \in [h]$ , for  $h$  heads. Usually,  $d_h < d$  as we do multi-head attention with a smaller representation per head ( $d_h = d/h$ ). With that we can write dot-product attention score:

$$\mathbf{A}^i = (\mathbf{W}_Q^i \mathbf{X})^\top (\mathbf{W}_K^i \mathbf{X}) \quad (1)$$

This attention score is used to compute the output for each head, after scaling and per row normalization using softmax:

$$\mathbf{O}^i = \text{Softmax}(\mathbf{A}^i / \sqrt{d}) \cdot (\mathbf{X}^\top \mathbf{W}_V^i), \text{ where } i \in 1 \dots h \quad (2)$$

Output of all attention heads in a layer are concatenated:

$$\text{MultiHeaded} = [\mathbf{O}^1, \dots, \mathbf{O}^h] \mathbf{W}_O \quad (3)$$

This output is fed into the feedforward layer after a linear transformation. The feedforward layer in Transformer are applied tokenwise. There is no interaction among different tokens in a sentence in this layer. Both the layers use layer normalization and skip connections.

### 2.2 Position Aware Self Attention

Many NLP tasks, such as machine translation, language modeling, are sensitive to the ordering of input words. From the above description of the Transformers we can notice that both the self attention and the feed forward layers in the Transformer are permutation equivariant. Since Transformers are permutation equivariant, we usually additionally include the position information in the input. Below we discuss some of the popular position encoding methods.

#### 2.2.1 Absolute Position Encodings

Absolute position encodings are computed in the input layer and are summed with the input token embeddings. Vaswani et al. [15] proposed this for Transformers and this has been a popular choice in the followup works [12, 2]. There are two common variations of the absolute position encodings - fixed and learned.

**Fixed** [15] proposed sinusoidal position embeddings, that are added to the input token embeddings. For position  $k$  and dimension  $i$ , with embedding size  $d$ , the position embedding is computed as follows.

$$\begin{cases} \mathbf{P}_{k,2i} = \sin(k/10000^{2i/d}) \\ \mathbf{P}_{k,2i+1} = \cos(k/10000^{2i/d}) \end{cases}$$

**Learned** In this approach we initialize the position embeddings as a learnable matrix and train them jointly with the rest of the network. Devlin et al. [2] directly add input tokens with a sequence of learnable absolute positional embeddings and segment embeddings at the input for the BERT model and has noticed no difference in performance between fixed and learnable position embeddings. Such learnable position embeddings have been used earlier with other architectures such as Convolution networks [3].

### 2.2.2 Relative Position Encodings

One drawback of absolute position encoding is that it requires fixed length of input sequence. To generalize to arbitrary sequence lengths, an alternative choice is encoding relative position between the tokens with clipping larger distances to limit the number of position encoding parameters. We now discuss some of the popular relative position encoding approaches.

**Relative position embeddings** Shaw et al. [14] proposed using relative position encoding instead of absolute position encoding, and include position information in the attention computation instead of the input. They show that this new way of encoding position information leads to better performance on machine translation tasks. Let trainable parameters  $\mathbf{R}^K = (R_{-k}^K, \dots, R_k^K)$  and  $\mathbf{R}^V = (R_{-k}^V, \dots, R_k^V)$  where  $R_i^K, R_i^V \in \mathbb{R}^{d_h}$  and  $k$  is the clipping distance. We compute a relative attention matrix  $\mathbf{R}$  that is added to the key and value projections attention computation in each head. In particular, the attention computation is modified as below. Note that for simplicity we will drop the superscript denoting the head index in the remainder of the paper.

$$\begin{aligned} \mathbf{A}_{i,j} &= \mathbf{X}_{:,i}^\top \mathbf{W}_Q^\top (\mathbf{W}_K \mathbf{X}_{:,j} + \mathbf{R}_{\text{clip}(i-j,k)}^K) = \mathbf{X}_{:,i}^\top \mathbf{W}_Q^\top \mathbf{W}_K \mathbf{X}_{:,j} + \mathbf{X}_{:,i}^\top \mathbf{W}_Q^\top \mathbf{R}_{\text{clip}(i-j,k)}^K \\ \mathbf{O}_{i,:} &= \sum_j \text{Softmax}(\mathbf{A}_{i,j}/\sqrt{d}) \cdot (\mathbf{X}_{:,j}^\top \mathbf{W}_V + \mathbf{R}_{\text{clip}(i-j,k)}^V) \end{aligned}$$

Please note that we use the following notation in the above equation.  $\mathbf{A}_{i,j}$  denotes the  $(i, j)$  entry of matrix  $\mathbf{A}$ .  $\mathbf{O}_{i,:}$  denotes the  $i$ th row of  $\mathbf{O}$  and  $\mathbf{O}_{:,j}$  denotes the  $j$ th column. We will follow this notation in the remainder of the paper.

In the above equation we add a position encoding matrix  $\mathbf{R}$  to the key and value projections. Here  $\text{clip}(i-j, k)$  denotes the clipping operation of limiting  $i-j$  to a maximum value of  $k$ . Shaw et al. [14] proposed using clipping the distance to a maximum value to limit the number of position encoding parameters. Further they share the position encodings across different heads to improve efficiency.

In a followup work, Yang et al. [21] proposed using the relative sinusoidal embeddings  $\mathbf{R}_{i-j} \in \mathbb{R}^{d_h}$  along with two learnable parameters  $\mathbf{u}, \mathbf{v} \in \mathbb{R}^{d_h}$ , resulting in better performance on language modeling tasks. Note that they also removed the position encoding term in the value projection. Below is the modified attention computation with relative position encodings.

$$\begin{aligned} \mathbf{A}_{i,j} &= \mathbf{X}_{:,i}^\top \mathbf{W}_Q^\top \mathbf{W}_K \mathbf{X}_{:,j} + \mathbf{X}_{:,i}^\top \mathbf{W}_Q^\top \mathbf{W}_K \mathbf{R}_{i-j} + \mathbf{u}^\top \mathbf{W}_K \mathbf{X}_{:,j} + \mathbf{v}^\top \mathbf{W}_K \mathbf{R}_{i-j} \\ \mathbf{O}_{i,:} &= \sum_j \text{Softmax}(\mathbf{A}_{i,j}/\sqrt{d}) \cdot (\mathbf{X}_{:,j}^\top \mathbf{W}_V) \end{aligned}$$

**Relative position scalar** Raffel et al. [13] proposed a further simplified form of relative position encodings which is used in their T5 models. They use scalars to encode relative position and add it directly to the attention scores matrix. Differently from Shaw et al. [14], T5 mapped the relative distance  $i-j$  into fixed number of buckets using logarithmic binning for values larger than 32 and clipping for values larger than 128 (denoted by  $\text{bucket}(i-j)$  in the equation (4) below). Further they use different position encodings for different heads, but share them across layers. Similar to Yang et al. [21] they do not add any positional information to the value projections.

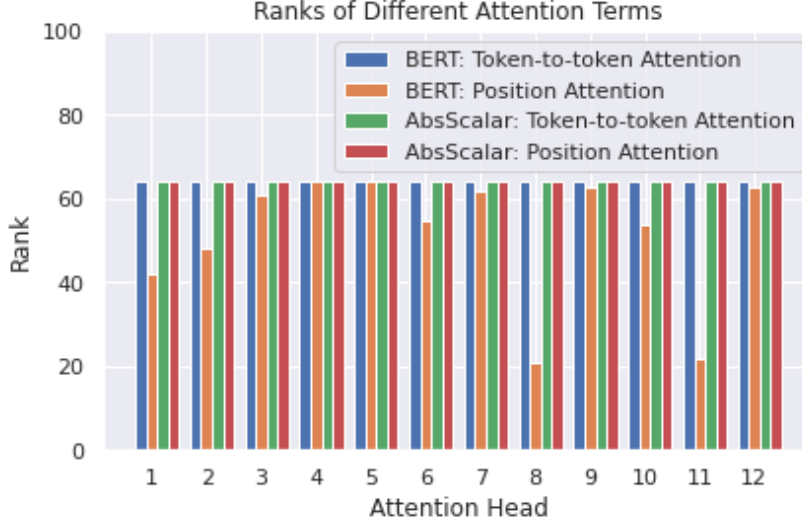


Figure 2: We present a comparison of rank of token-to-token attention and position attention matrices for a BERT<sub>BASE</sub> model with absolute position embeddings at input vs absolute position embeddings per-head (ABS-SCALAR (7)). With additive positional embedding at input we notice that position attention matrices can have much lower rank compared to token-to-token attention. However this is alleviated with ABS-SCALAR position encodings and the model learns position encodings with relatively higher rank position attention, correlating with the better performance of ABS-SCALAR.

$$\begin{aligned} \mathbf{A}_{i,j} &= \mathbf{X}_{:i}^\top \mathbf{W}_Q^\top \mathbf{W}_K \mathbf{X}_{:j} + \mathbf{R}_{\text{bucket}(i-j)} \\ \mathbf{O}_i &= \sum_j \text{Softmax}(\mathbf{A}_{i,j}/\sqrt{d}) \cdot (\mathbf{X}_{:j}^\top \mathbf{W}_V) \end{aligned} \quad (4)$$

**TUPE** Ke et al. [5] hypothesised that the cross correlation between position and token embeddings can result in weaker performance of additive absolute position embeddings and instead proposed to add the absolute position encodings based attention directly in each head. Note that however such cross terms are present in the relative position encodings methods of Shaw et al. [14], Yang et al. [21]. They propose in addition combining both absolute and relative positional information, with a  $\text{Reset}_\theta$  function to reset the attention scores involving the [CLS] tokens to the same values.

$$\mathbf{A}_{i,j} = \mathbf{X}_{:i}^\top \mathbf{W}_Q^\top \mathbf{W}_K \mathbf{X}_{:j} + \text{Reset}_\theta(\mathbf{P}_{:i}^\top \mathbf{U}_Q^\top \mathbf{U}_K \mathbf{P}_{:j} + \mathbf{R}_{i-j, i, j}) \quad (5)$$

### 2.3 Limitations of the Input Additive Position Embedding

In this section we discuss some limitations of the de facto way of adding absolute position encodings to the input token embeddings.

Let  $\mathbf{X} \in \mathbb{R}^{d \times n}$  be the input word embeddings in dimension  $d$  with sequence length  $n$ . We have trainable position embeddings  $\mathbf{P} \in \mathbb{R}^{d \times n}$ , which are added to the input sequence before feeding into the model  $g$ . For a given input  $\mathbf{X}$  and label  $y$ , the objective for a loss function  $\ell$  is as follows:

$$L = \ell(g(\mathbf{X} + \mathbf{P}), y) \quad (6)$$

**Theorem 1.** Let  $\mathbf{X}$  and  $\mathbf{P}$  be trainable embedding matrices in  $\mathbb{R}^{d \times n}$ . Then the gradients of the loss function in equation (6), at any point  $(\mathbf{X}, y)$ , and for any differentiable functions  $\ell$  and  $g$ , are same for  $\mathbf{X}$  and  $\mathbf{P}$ .

*Proof.* The above theorem follows by just computing the gradients and showing they are equal for each step. Gradients of the above objective w.r.t  $\mathbf{X}$  and  $\mathbf{P}$  are as follows.

$$\begin{aligned}\nabla_{\mathbf{X}} L &= \nabla_g L \cdot \nabla_{\mathbf{X}+\mathbf{P}} g \cdot \nabla_{\mathbf{X}}(\mathbf{X} + \mathbf{P}) = \nabla_g L \cdot \nabla_{\mathbf{X}+\mathbf{P}} g \\ \nabla_{\mathbf{P}} L &= \nabla_g L \cdot \nabla_{\mathbf{X}+\mathbf{P}} g \cdot \nabla_{\mathbf{P}}(\mathbf{X} + \mathbf{P}) = \nabla_g L \cdot \nabla_{\mathbf{X}+\mathbf{P}} g.\end{aligned}$$

The above computation of gradient follows from chain rule. This shows that the gradients of  $L$  w.r.t.  $\mathbf{X}$  and  $\mathbf{P}$  are the same.  $\square$

**Remarks.** This theorem shows us that the gradients are same for the input token embeddings and position embeddings. Note that in standard NLP tasks the inputs  $X$  can be different in each step due to different input tokens being present in each mini batch. Nevertheless, the result still suggests that this can limit the model from learning the relative importance of position encodings with respect to token embeddings based on the training task at hand. Giving the model additional freedom to learn different scales for position and token embeddings can potentially result in better performance. Note that relative position encodings discussed earlier do not suffer from this limitation.

We next compare the representation power in terms of the rank of attention matrices achievable with different position encodings.

**Theorem 2.** Let  $\mathbf{X} \in \mathbb{R}^{d \times n}$  and  $\mathbf{P} \in \mathbb{R}^{d \times n}$  be the input and position embeddings respectively. Let  $\hat{\mathbf{P}} \in \mathbb{R}^{d_p \times n}$  be the layer-wise position embeddings. Let  $\mathbf{W}_Q, \mathbf{W}_K \in \mathbb{R}^{d_h \times d}$  be the query and key projection matrices with head projection size  $d_h$ , and  $d_h < d_p, d$  and  $n \geq d_h + d_p$ . Let  $\mathbf{A}_a = (\mathbf{X} + \mathbf{P})^\top \mathbf{W}_Q^\top \mathbf{W}_K (\mathbf{X} + \mathbf{P})$  and  $\mathbf{A}_r = \mathbf{X}^\top \mathbf{W}_Q^\top \mathbf{W}_K \mathbf{X} + \hat{\mathbf{P}}^\top \hat{\mathbf{P}}$  be the attention matrices computed using input and layer-wise position embeddings respectively. Then for any  $\mathbf{X}, \mathbf{P}, \mathbf{W}_Q, \mathbf{W}_K$

$$\text{rank}(\mathbf{A}_a) \leq d_h.$$

There exists a choice of  $\mathbf{X}, \hat{\mathbf{P}}, \mathbf{W}_Q, \mathbf{W}_K$  such that

$$\text{rank}(\mathbf{A}_r) = d_p + d_h > d_h.$$

**Remarks.** This theorem shows us that the rank of attention matrices is constrained with the absolute position encodings and using per-head position encodings by adding position information to attention matrix directly results in allowing for higher rank attention.

*Proof.* The first claim follows easily by observing that rank of product of an two matrices is upper bounded by the minimum of the individual ranks.

$$\begin{aligned}\text{rank}(\mathbf{A}_a) &= (\mathbf{X} + \mathbf{P})^\top \mathbf{W}_Q^\top \mathbf{W}_K (\mathbf{X} + \mathbf{P}) \\ &\leq \min(\text{rank}(\mathbf{X} + \mathbf{P}), \text{rank}(\mathbf{W}_Q), \text{rank}(\mathbf{X} + \mathbf{P}), \text{rank}(\mathbf{W}_K)) \\ &\leq d_h.\end{aligned}$$

The last inequality follows from  $\text{rank}(\mathbf{W}_Q) \leq d_h$  as  $\mathbf{W}_Q \in \mathbb{R}^{d_h \times d}$ .

To prove the second claim we follow a construction approach. Let us first take  $\mathbf{W}_Q = \mathbf{W}_K$  to be same matrices with first  $d_h$  rows being identity matrix and the remaining  $d - d_h$  rows being all zeros. Then

$$\mathbf{W}_Q^\top \mathbf{W}_K = \begin{pmatrix} I_{d_h, d_h} & 0_{d_h, d} \\ 0_{d, d_h} & 0_{d-d_h, d-d_h} \end{pmatrix}.$$

Here  $I_{d_h, d_h}$  denotes the identity matrix in  $\mathbb{R}^{d_h \times d_h}$  and  $0_{d_h, d}$  denotes the all zeros matrix in  $\mathbb{R}^{d_h, d}$ .

Model	Position	Segment	MNLI 393k	QQP 364k	QNLI 105k	SST2 67k	CoLA 8.5k	STS-B 7k	Avg
Devlin et al. [2]	input	input	85.8 / 85.9	91.1	89.9	93.2	58.7	89.0	84.8
ABS-SCALAR	per-head	input	86.1 / 85.8	91.2	90.0	93.0	58.9	89.9	<b>85.0</b>

Table 1: GLUE: We compare the effect of adding the position and segment encodings per-head (ABS-SCALAR) versus to the input token embedding [2]. We found that even for absolute position encodings it is better to include them at per-head level instead at the input.

Model	Position	Segment	Classification	Question Answering			Avg
			XNLI	XQuAD	MLQA	TyDiQA-GoldP	
Devlin et al. [2]	input	input	67.0	66.0 / 49.9	56.2 / 41.0	59.0 / 47.9	55.3
ABS-SCALAR	per-head	input	67.9	67.7 / 52.1	57.7 / 42.7	61.4 / 47.9	<b>56.8</b>

Table 2: XTREME: We compare the effect of including position encodings at input vs per-head on XTREME benchmark. We again find that even for absolute position encodings performance gain comes from encoding positional information at attention layer per-head instead at the input.

We let  $\mathbf{X}$  be such that the first  $d$  columns form an identity matrix and rest are zeros -  $\mathbf{X} = [I_{d,d}, 0_{n-d,d}]$ . Hence  $\mathbf{X}^\top \mathbf{W}_Q^\top \mathbf{W}_K \mathbf{X}$  becomes a similar diagonal matrix with

$$\mathbf{X}^\top \mathbf{W}_Q^\top \mathbf{W}_K \mathbf{X} = \begin{pmatrix} I_{d_h, d_h} & 0_{d_h, n} \\ 0_{n, d_h} & 0_{n-d_h, n-d_h} \end{pmatrix}.$$

Choose  $d_p = n > d_h$  and let  $\hat{\mathbf{P}} = I$ . Now choosing  $\hat{\mathbf{P}}$  with zeros in the first  $n - d_p$  columns and identity in the last  $d_p$  columns ( $\hat{\mathbf{P}} = [0_{d, n-d_p}, I_{d_p, d_p}]$ ) gives

$$\hat{\mathbf{P}}^\top \hat{\mathbf{P}} = \begin{pmatrix} 0_{n-d_p, n-d_p} & 0_{n-d_p, d_p} \\ 0_{d_p, n-d_p} & I_{d_p, d_p} \end{pmatrix}.$$

Combining these two gives us

$$\begin{aligned} \text{rank}(\mathbf{A}_r) &= \text{rank}(\mathbf{X}^\top \mathbf{W}_Q^\top \mathbf{W}_K \mathbf{X} + \hat{\mathbf{P}}^\top \hat{\mathbf{P}}) \\ &= \min(d_h + d_p, n) > d_h. \end{aligned}$$

□

## 2.4 Absolute Position Embeddings Per-Head

The above two results suggest that adding position encodings at input can be limiting and instead including position encodings at attention computation per-head could be the reason for better performance of relative position encoding methods. Towards testing this we consider the following position encoding method.

**ABS-SCALAR** To decouple the effect of adding relative position features and moving position and segment features per-head, we evaluate the following model with absolute position embedding in our study.

$$\mathbf{A}_{i,j} = \mathbf{X}_{:,i}^\top \mathbf{W}_Q^\top \mathbf{W}_K \mathbf{X}_{:,j} / \sqrt{d} + (\mathbf{P}^\top \mathbf{P})_{i,j} + \mathbf{S}_{i,j}, \quad (7)$$

where  $\mathbf{P} \in \mathbb{R}^{n \times d_h}$  is a low-rank position embedding matrix and  $\mathbf{S}$  is the relative segment attention (see § 3). We set the dimension of position encodings to be  $d_h$  to be consistent with the rank of the token-to-token embeddings.

We first compare the rank of the token-to-token attention matrix ( $\mathbf{X}^\top \mathbf{W}_Q^\top \mathbf{W}_K \mathbf{X}$ ) and the positional attention matrix ( $\mathbf{P}^\top \mathbf{W}_Q^\top \mathbf{W}_K \mathbf{P}$ ) of a pre-trained BERT with additive position embedding and the two terms of the ABS-SCALAR model with a 64-dimensional position attention  $\mathbf{P}$ . Figure 2 shows that the token-to-token attention term usually has the highest possible rank 64 ( $d_h$ ) for a batch of inputs, while the position attention has lower rank across heads when using additive position embedding at input. On the contrary, in the with the absolute position encodings per-head (ABS-SCALAR), the model learns position encodings with a higher rank attention matrix.

We next compare the performance of ABS-SCALAR with absolute position encodings at input and present the results in Tables 1 and 2. We observe that including the absolute position encodings at per-head instead of the input results in noticeable performance gain on both GLUE and XTREME datasets. Note that we discuss the detailed experiment setting in § 4. This confirms our earlier observation in Theorem 1 that additive position embeddings at input can constrain the model and adding the position embeddings per-head removes this constraint and results in better performance.

### 3 REL-SCALAR - Relative Position and Segment Scalar Encodings

In the previous section, we learned about some of the limitations of additive positional embeddings and the advantages of adding position encodings per-head. Based on this observation, we propose a minimal/efficient way to incorporate positional features extending the relative position scalar approach in T5 [13] along with a novel relative segment encoding.

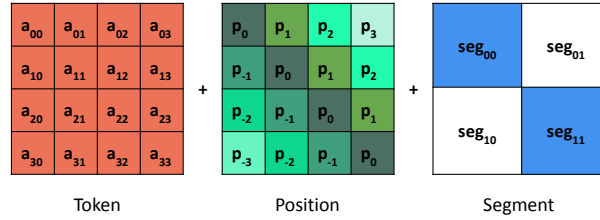


Figure 3: REL-SCALAR- Proposed efficient approach to include position and segment encodings by adding them directly to the token attention matrix per-head.

**Position Encodings** Following Raffel et al. [13] we adopt a simplified version of the relative position scalar without bucketing and clipping to create a minimal per-head model. Namely, we consider the following variant of relative position scalar.

$$\mathbf{A}_{i,j} = \mathbf{X}_{:i}^\top \mathbf{W}_Q^\top \mathbf{W}_K \mathbf{X}_{:j} / \sqrt{d} + \mathbf{R}_{i-j}. \quad (8)$$

In addition to removing bucketing and clipping in comparison to T5, we use different relative position encodings for different layers. We show that this results in further performance improvements (see § 4.4).

**Segment Encodings** In addition to position encodings, segment encodings [2, 11] are usually used to make the model aware of different input segments. For example, question-answering and recommendation applications usually involve different groups features, such as the question segment and the answer segment for questing-answering. In multi-modality applications, it is common to divide the features from different modalities into several segments.

Like position features, we propose not to add segment features to the input embeddings and instead adding a segment attention matrix  $\mathbf{S}$  defined below to the attention matrix.

$$\mathbf{S}_{i,j} = \text{Seg}_{\text{Segment}(i)\text{Segment}(j)}, \quad (9)$$



	Mode	Shaw et al. [14]	Ke et al. [5]	REL-SCALAR
BERT <sub>BASE</sub>	Training	+13%	+1%	+0%
BERT <sub>BASE</sub>	Inference	+33%	+19%	+0%
BERT <sub>SMALL</sub>	Training	+24%	+4%	+0%
BERT <sub>SMALL</sub>	Inference	+65%	+27%	+0%

Table 3: Pre-training and inference time of Transformers with different position encoding methods in comparison to REL-SCALAR. We observe that simplicity of the REL-SCALAR method results in substantial gains in both training and inference time. We notice even more speedup for the smaller BERT<sub>SMALL</sub> model compared to BERT<sub>BASE</sub>.

where

$$\text{Segment}(i) = k \text{ if index } i \text{ is in segment } k. \quad (10)$$

Given  $k$  segments, the scalar adds  $k^2$  parameters per-head, which is negligible as the number of segments is usually small. We also use different parameters for each head and layer. Combining these two approaches we show the proposed model, REL-SCALAR, below.

**REL-SCALAR** The proposed attention model can be written as

$$\mathbf{A}_{i,j}^{\text{ours}} = \mathbf{X}_{:i}^\top \mathbf{W}_Q^\top \mathbf{W}_K \mathbf{X}_{:j} / \sqrt{d} + \mathbf{R}_{i-j} + \mathbf{S}_{i,j}. \quad (11)$$

We show an example of this model with two segments in Figure 3. We argue that with the per-head model, the part of model used to model position and segment feature does not need to compete with token-to-token attention and thus can achieve better modeling quality.

### 3.1 Training/Inference costs

We next compare the computation time of different position encoding methods both during training and inference. We consider two different models - BERT<sub>BASE</sub> model and a smaller model, BERT<sub>SMALL</sub>, that has hidden size 512, 4 layers and 8 attention heads.

In Table 3 we compare the training and inference costs of position encoding methods of Shaw et al. [14], Ke et al. [5] and REL-SCALAR. We notice that the simplicity of the proposed method (REL-SCALAR) indeed translates to savings in both training and inference times compared to other position encoding approaches. The savings in step times are even more significant for smaller models (BERT<sub>SMALL</sub>) and during inference.

Note that the discrepancy between training and inference speed is likely because gradient updates dominate the cost at training time [8]. At inference time, we only measure the time of a forward pass which corresponds to costs of using such models in real systems.

## 4 Experiments

In this section, we present our experimental results comparing different position and segment encoding approaches discussed in earlier sections. We conduct experiments in three different settings to cover a wide range of use cases. First, we examine the results of a popular transfer learning approach from masked-LM pretraining to the end tasks in English [2]. Second, we study zero-shot cross-lingual transfer ability of the multilingual pretrained models [4] to classification and question answering tasks in the XTREME benchmark [4]. Lastly, we consider training Transformer models from scratch for machine translation.

We compare the following positional encoding approaches - absolute position encoding [2], relative position encoding [14], combined absolute and relative position encoding [5] and with our proposed REL-SCALAR

Model	Position	Segment	MNLI 393k	QQP 364k	QNLI 105k	SST2 67k	CoLA 8.5k	STS-B 7k	Avg
Devlin et al. [2]	input	input	85.8 / 85.9	91.1	89.9	93.2	58.7	89.0	84.8
Shaw et al. [14]	per-head	input	86.3 / 86.0	91.2	90.5	93.2	59.8	89.3	<b>85.2</b>
Ke et al. [5]	per-head	input	86.1 / 86.2	91.2	90.3	93.1	58.5	89.6	85.0
REL-SCALAR	per-head	per-head	86.3 / 86.3	91.0	90.5	92.9	60.3	89.3	<b>85.2</b>

Table 4: GLUE: Results on the GLUE dev set of the finetuned models. We report the median of the maximum accuracy over all checkpoints among five runs. All results are based on a pre-trained model with 12-layer BERT<sub>BASE</sub> architecture. We first notice that per-head position encodings work better than absolute position encoding added to inputs, with multiple per-head methods achieving the best performance. In particular REL-SCALAR achieves comparable performance compared to other methods despite having a simpler architecture.

Model	Position	Segment	Classification	Question Answering			Avg
			XNLI	XQuAD	MLQA	TyDiQA-GoldP	
Devlin et al. [2]	input	input	67.0	66.0 / 49.9	56.2 / 41.0	59.0 / 47.9	55.3
Shaw et al. [14]	per-head	input	67.4	69.3 / 53.8	58.1 / 43.2	64.3 / 49.6	58.0
Ke et al. [5]	per-head	input	67.4	68.2 / 51.5	56.7 / 42.7	63.3 / 48.2	56.9
REL-SCALAR	per-head	per-head	68.4	69.2 / 54.4	58.8 / 43.6	62.9 / 49.9	<b>58.2</b>

Table 5: XTREME: Fine-tune cross-lingual model on English training set (Cross-lingual Transfer). Performance is measured by *accuracy* for classification, and *f1 score* / *exact match* for question answering. In agreement with results in Table 4 we see in this table that using per-head position encodings is strictly better than absolute position encodings at the input. More over using the proposed per-head segment embeddings (REL-SCALAR) results in further performance gains.

relative scalar embedding approach following T5 [13]. We denote the methods that add position/segment information directly to input token embeddings with *input*, and methods that add position/segment information directly in attention layer with *per-head*.

Following Devlin et al. [2], we consider the two stage approach of pre-training followed by task specific fine tuning. The exact hyper-parameters we use are presented in Table 7.

**Pre-training** We pre-train the models using a masked LM task [2] and do not use the Next Sentence Prediction (NSP) loss as suggested in RoBERTa [10]. Each input is constructed with full sentences from documents, and packed up to the maximum sequence length. We use the same architecture as BERT<sub>BASE</sub> [2] ( $L = 12$ ,  $H = 768$ ,  $A = 12$ ) for our experiments.

**Fine-tuning** Some downstream tasks have different groups of full sentences provided at inputs. For those tasks (e.g. MNLI, CoLA, XNLI, SQuAQ), we fine-tune models with supplemental segment encoding discussed in Section §3. We leave models for other tasks unchanged as their pre-training correspondences.

## 4.1 English Transfer Learning Results

**Datasets and Model** For pre-training, we use English Wikipedia and Books [2]. For Finetuning tasks we use the datasets from the GLUE benchmark [17]. We apply sub-word tokenization on raw text data using WordPiece [20] with a 30,000 token vocabulary.

**Results** We examine how different ways of encoding position and segment affect the transfer learning ability of the pre-trained English BERT models by fine-tuning on the GLUE benchmark [17], and present the results

Model	Position	EN-DE	DE-EN	EN-CS
Vaswani et al. [15]	input	28.33	31.82	21.15
Shaw et al. [14]	per-head	29.23	32.37	21.47
Raffel et al. [13]	per-head	29.17	31.81	21.31
REL-SCALAR	per-head	29.22	31.91	21.71

Table 6: Machine Translation: We report results comparing different position encoding methods for Transformers on machine translation tasks en-de, de-en and en-cs from the Newstest 2015 dataset. In line with our results on GLUE and XTREME datasets, we notice that all per-head position encoding schemes do better than the absolute position embeddings added at the input. Further the proposed simple REL-SCALAR approach is competitive with other position encoding approaches.

	English		Multilingual	
	Pretrain	Finetune	Pretrain	Finetune
Max Steps	500K	5 or 10 epochs	125K	3 epochs
Learning Rate	0.0018	{1e-5, 2e-5, 3e-5, 4e-5}	0.0018	{1e-5, 2e-5, 3e-5, 4e-5}
Warmup Proportion	0.025	0.1	0.025	0.1
Sequence Length	128	128	512	512
Batch Size	4096	32	4096	32
Checkpoint Interval	20k	3.5k	20k	3.5k

Table 7: Hyperparameters for all models

in Table 4. We conduct 5 trials of fine-tuning for each model and report the median accuracy. We first notice that all the approaches that encode position features explicitly at per-head level perform better than the baseline additive position encodings at the input [2]. Next we notice little difference among the different position encoding approaches at per-head level despite their architecture differences.

## 4.2 Cross-lingual Model Results

**Datasets and Model** For our multilingual experiments, we pre-train the models on Wikipedia corpus in 100 languages similar to [7] for 125K steps with a sequence length of 512, and then fine-tune on downstream XTREME tasks [4]. We use language-independent tokenizer, Sentence Piece [6] model, with 120,000 token vocabulary to encode input text.

**Results** We present our results on the classification and question answering finetuning tasks in XTREME for different position and segment encoding methods in Table 5.

**Classification** We conduct 5 trials of fine-tuning for each model on the MultiNLI [19] training data, then perform zero-shot predictions on XNLI [1], choosing median accuracy to report. We again notice that per-head position encoding methods have better performance than input position encodings. Further, the proposed approach with per-head segment encodings improves accuracy by 1.0 over other approaches.

**Question Answering** We conduct 5 trials of fine-tuning for each model on SQuAD V1.1 dataset, following by zero-shot predictions on XQuAD (11 languages), MLQA (7 languages) and TyDiQA-GoldP (9 languages), choosing median F1 / EM scores to report. We notice that per-head position encoding schemes doing better than input position encoding with the F1 / EM of REL-SCALAR being on par with Shaw et al. [14].

Model	Sharing	MNLI 393k	QQP 364k	QNLI 105k	SST2 67k	CoLA 8.5k	STS-B 7k	Avg
REL-SCALAR	head-wise	85.8 / 85.7	91.2	90.2	92.8	59.8	89.1	84.9
REL-SCALAR	layer-wise	86.5 / 86.3	91.1	90.0	93.0	58.8	89.6	85.0
REL-SCALAR	none	86.3 / 86.3	91.0	90.5	92.9	60.3	89.3	<b>85.2</b>

Table 8: Sharing ablation study on GLUE: We run ablation study to understand the effect of sharing position encoding parameters across layers and heads. We notice that using different parameters per head and layer results in best performance. Interestingly we note that sharing position encodings across heads is worse than sharing across layers.

Model	Sharing	Segment	Classification	Question Answering			Avg
			XNLI	XQuAD	MLQA	TyDiQA-GoldP	
REL-SCALAR	head-wise	input	67.7	66.2 / 51.0	56.0 / 41.1	60.1 / 45.9	55.4
REL-SCALAR	layer-wise	input	68.0	68.6 / 53.3	58.1 / 43.1	61.3 / 48.2	57.2
REL-SCALAR	none	input	68.0	68.1 / 52.8	57.7 / 42.7	63.3 / 50.9	<b>57.6</b>
REL-SCALAR	head-wise	per-head	67.8	66.0 / 50.5	55.5 / 40.4	59.2 / 44.6	54.7
REL-SCALAR	layer-wise	per-head	68.1	68.7 / 53.8	58.4 / 43.2	61.0 / 48.4	57.3
REL-SCALAR	none	per-head	68.4	69.2 / 54.4	58.8 / 43.6	62.9 / 49.9	<b>58.2</b>

Table 9: Sharing ablation study on XTREME: We run ablation study to understand the effect of sharing position encoding parameters across layers and heads. We again notice that using different parameters per head and layer results in best performance, with sharing position encodings across heads is worse than sharing across layers. Interestingly the same observations hold when using per-head segment encodings as well.

### 4.3 Translation Results

**Datasets and Model** For the machine translation task we consider two different datasets for training - WMT 2015 English-to-German (en-de) and WMT18 English-Czech (en-cs). We test the corresponding models on newstest 2015 en-de and en-cs datasets respectively and report the uncased BLEU score. Our setup follows Vaswani et al. [15] closely and use their Tensor2Tensor framework [16]. Following Vaswani et al. [15] we use a 6 layer Transformer with encoder-decoder architecture.

**Results** We report the BLEU scores of the models in Table 6. We observe that moving positional information from input to per-head attention layer improves BLEU scores. Different variations of per-head positional attention do not make much difference with REL-SCALAR being competitive with Shaw et al. [14]. Noted that Raffel et al. [13] is a special form of REL-SCALAR, in which they shared per-head relative scalar across layers. Therefore, without sharing, REL-SCALAR has better performance on both English-to-German and German-to-English tasks.

### 4.4 Ablation Results

We now perform ablation study to understand to tease apart other factors that may be causing the performance difference among different position encoding methods. In particular we study the following effects.

Model	Position	Segment	MNLI 393k	QQP 364k	QNLI 105k	SST2 67k	CoLA 8.5k	STS-B 7k	Avg
Devlin et al. [2]	input	input	85.8 / 85.9	91.1	89.9	93.2	58.7	89.0	84.8
ABS-SCALAR	per-head	input	86.1 / 85.8	91.2	90.0	93.0	58.9	89.9	85.0
ABS-SCALAR	per-head	per-head	86.1 / 86.1	91.2	90.2	93.0	58.9	89.8	85.0
REL-SCALAR	per-head	input	86.0 / 86.1	91.0	89.8	92.8	59.6	89.0	84.9
REL-SCALAR	per-head	per-head	86.3 / 86.3	91.0	90.5	92.9	60.3	89.3	<b>85.2</b>

Table 10: Ablation study of absolute and relative models on GLUE: We run ablation study to understand the effect of adding the position and segment encodings per-head versus to the input token embedding. We found that even for absolute position encodings it is better to include them at per-head level instead at the input.

Model	Position	Segment	Classification	Question Answering			Avg
			XNLI	XQuAD	MLQA	TyDiQA-GoldP	
Devlin et al. [2]	input	input	67.0	66.0 / 49.9	56.2 / 41.0	59.0 / 47.9	55.3
ABS-SCALAR	per-head	input	67.9	67.7 / 52.1	57.7 / 42.7	61.4 / 47.9	56.8
ABS-SCALAR	per-head	per-head	67.9	67.5 / 52.4	57.3 / 42.3	61.6 / 46.8	56.5
REL-SCALAR	per-head	input	68.0	68.1 / 52.8	57.7 / 42.7	63.3 / 50.9	57.6
REL-SCALAR	per-head	per-head	68.4	69.2 / 54.4	58.8 / 43.6	62.9 / 49.9	<b>58.2</b>

Table 11: Ablation study of absolute and relative models on XTREME: Ablation study comparing including position encodings at input vs per-head on XTREME benchmark. We find that even for absolute position encodings performance gain comes from encoding positional information at attention layer per-head instead at the input.

#### 4.4.1 Sharing the Position Encoding

We consider the following variations in sharing the position encoding parameters across different heads and the layers in the Transformer.

- head-wise - Same parameters are used for all heads in a layer, with different layers using different parameters.
- layer-wise - Sharing of position encoding parameters across layers with different parameters for each head [13].
- None - Every layer and head uses different position encoding parameters.

We present results comparing different sharing methods in Tables 8 and 9 for GLUE and XTREME tasks respectively. We notice that using different position encoding parameters results in best performance with sharing head-wise resulting in worse performance compared to layer-wise.

#### 4.4.2 Absolute vs Relative Position Encoding

Earlier we saw that position encoding schemes per-head outperform additive position encodings at input. One may wonder if this is due to some of the per-head methods using relative position encoding instead of absolute position encoding. To compare ABS-SCALAR and REL-SCALAR to understand this.

We present the results comparing the baseline [2] with ABS-SCALAR and REL-SCALAR in Tables 10 and 11 on GLUE and XTREME datasets respectively. We notice that ABS-SCALAR has noticeably better performance when included at per-head level instead at the input.

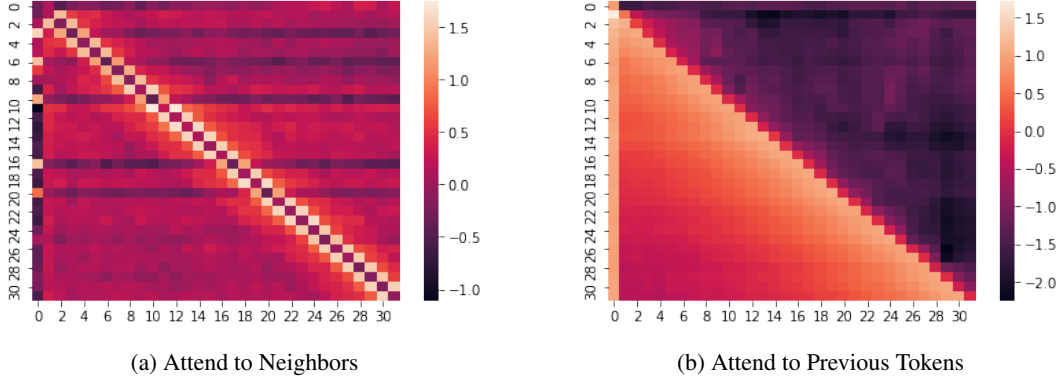


Figure 4: Sampled position attention score patterns for the ABS-SCALAR model. We can see a clear shifting patterns generated by the model. Such patterns can be modeled well by relative positional scalar encodings.

Model	Pos & Seg	Rank	Classification	Question Answering			Avg
			XNLI	XQuAD	MLQA	TyDiQA-GoldP	
Devlin et al. [2]	input	64	67.0	66.0 / 49.9	56.2 / 41.0	59.0 / 47.9	55.3
ABS-SCALAR	per-head	64	67.9	67.5 / 52.4	57.3 / 42.3	61.6 / 46.8	56.5
ABS-SCALAR	per-head	128	68.6	68.1 / 52.5	57.5 / 42.2	61.3 / 46.9	56.7
REL-SCALAR	per-head	128	68.4	69.2 / 54.4	58.8 / 43.6	62.9 / 49.9	<b>58.2</b>

Table 12: Ablation study of different rank for scalar position encoding: With both position and segment encoded at attention, we find full rank ABS-SCALAR performs better than lower rank ABS-SCALAR, and is a bit behind REL-SCALAR.

Using relative position still gives generally better results despite smaller improvement scale compared to moving feature encoding per-head. To understand this, we visualize the attention pattern of the position attention and found two representative patterns in ABS-SCALAR in Figure 4. We observe that even given absolute position features, the model, for the most part, does not really utilize the absolute position and learns a “shifting pattern”. Different from Wang and Chen [18] which claimed absolute position only learns local patterns, we show the position attention can actually attend to longer context. The shifting pattern learned can be modeled well by relative position. Thus, REL-SCALAR can be a better model choice with fewer parameters and more accurate inductive bias.

#### 4.4.3 Rank of the Position Encoding

To understand the effect of position encoding rank, we set  $d_q = \{64, 128\}$  for ABS-SCALAR as the rank upper bound. The upper bound of REL-SCALAR is sequence length of BERT<sub>BASE</sub>,  $n = 128$ .

Experimental results are shown in Table 12 on XTREME dataset. We observe that: 1) Full rank ABS-SCALAR performs better than low rank ABS-SCALAR. 2) With the same rank, ABS-SCALAR achieves comparable performance with REL-SCALAR. Both observations echo Theorem 2, suggesting that the performance gain comes from a better schema to preserve positional encoding rank.

## 4.5 Attention Visualization

In this section, we examine the model internals to understand how the proposed model works. We first visualize the model internals of different modeling alternatives to argue our proposed model is sensible.

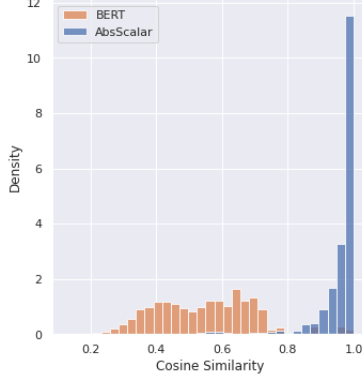


Figure 5: The cosine similarity distribution between all absolute position pairs of the input additive positional embedding for the baseline BERT model and the proposed ABS-SCALAR. We observed that, after the position features are added to each head as in ABS-SCALAR, the input position embedding contains almost no information — all input position pairs are similar.

**Why We Remove the Input Embedding** To understand if it is sensible to remove the input additive embedding after adding position scalars per-head, we add additive position embedding to our ABS-SCALAR model. Then, we examine the position embedding of the BERT model and our ABS-SCALAR variant with additive position embedding. Figure 5 shows that, when the model has both absolute scalar and additive absolute position embedding, the position embedding encodes almost no information — all position embeddings at input are similar.

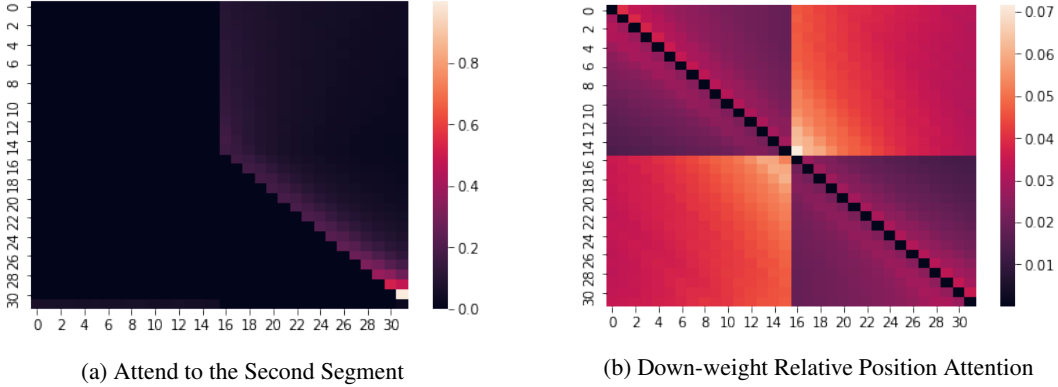


Figure 6: We consider input of length 32 with two segments. The second segment starts at index 16. We observe the attention patterns in the REL-SCALAR model without token-to-token attention.

**The Effect of Segment Attention** We also examine the effect of adding segment attention on top of the position attention. Figure 6 shows some representative patterns. We observe that segment attention enables the model to attend more to parts of the sequence that belongs to certain segments.

## 5 Conclusion and Future Work

In this paper, we theoretically and empirically examined the limitation of additive position embedding at input and showed that having per-head position embeddings results in better performance. We argued that the superior performance of some of the relative position encoding methods come from their per-head addition to

attention matrix rather than the position information being relative vs absolute. Indeed we show that absolute position encodings per-head results in better performance. Motivated by this we propose a simple per-head scalar position and segment encoding method that achieves the state-of-the-art performance on multiple NLP tasks and is more computationally efficient than existing approaches.

## References

- [1] A. Conneau, R. Rinott, G. Lample, A. Williams, S. R. Bowman, H. Schwenk, and V. Stoyanov. Xnli: Evaluating cross-lingual sentence representations. In *Proceedings of the 2018 Conference on Empirical Methods in Natural Language Processing*. Association for Computational Linguistics, 2018.
- [2] J. Devlin, M.-W. Chang, K. Lee, and K. Toutanova. BERT: Pre-training of deep bidirectional Transformers for language understanding. *arXiv preprint arXiv:1810.04805*, 2018.
- [3] J. Gehring, M. Auli, D. Grangier, D. Yarats, and Y. N. Dauphin. Convolutional sequence to sequence learning, 2017.
- [4] J. Hu, S. Ruder, A. Siddhant, G. Neubig, O. Firat, and M. Johnson. Xtreme: A massively multilingual multi-task benchmark for evaluating cross-lingual generalisation. In *Proceedings of Machine Learning and Systems 2020*, pages 7449–7459. 2020.
- [5] G. Ke, D. He, and T.-Y. Liu. Rethinking the positional encoding in language pre-training. *arXiv preprint arXiv:2006.15595*, 2020.
- [6] T. Kudo and J. Richardson. Sentencepiece: A simple and language independent subword tokenizer and detokenizer for neural text processing, 2018.
- [7] G. Lample and A. Conneau. Cross-lingual language model pretraining, 2019.
- [8] Z. Lan, M. Chen, S. Goodman, K. Gimpel, P. Sharma, and R. Soricut. Albert: A lite bert for self-supervised learning of language representations, 2020.
- [9] X. Liu, K. Duh, L. Liu, and J. Gao. Very deep transformers for neural machine translation, 2020.
- [10] Y. Liu, M. Ott, N. Goyal, J. Du, M. Joshi, D. Chen, O. Levy, M. Lewis, L. Zettlemoyer, and V. Stoyanov. RoBERTa: A robustly optimized BERT pretraining approach. *arXiv preprint arXiv:1907.11692*, 2019.
- [11] D. Qi, L. Su, J. Song, E. Cui, T. Bharti, and A. Sacheti. Imagebert: Cross-modal pre-training with large-scale weak-supervised image-text data, 2020.
- [12] A. Radford, K. Narasimhan, T. Salimans, and I. Sutskever. Improving language understanding by generative pre-training. *Technical Report, OpenAI*, 2018.
- [13] C. Raffel, N. Shazeer, A. Roberts, K. Lee, S. Narang, M. Matena, Y. Zhou, W. Li, and P. J. Liu. Exploring the limits of transfer learning with a unified text-to-text transformer. *Journal of Machine Learning Research*, 21(140):1–67, 2020.
- [14] P. Shaw, J. Uszkoreit, and A. Vaswani. Self-attention with relative position representations. In *Proceedings of the 2018 Conference of the North American Chapter of the Association for Computational Linguistics: Human Language Technologies, Volume 2 (Short Papers)*, pages 464–468, 2018.
- [15] A. Vaswani, N. Shazeer, N. Parmar, J. Uszkoreit, L. Jones, A. N. Gomez, Ł. Kaiser, and I. Polosukhin. Attention is all you need. In *Advances in Neural Information Processing Systems*, pages 5998–6008, 2017.
- [16] A. Vaswani, S. Bengio, E. Brevdo, F. Cholle, A. N. Gomez, S. Gouws, L. Jones, Ł. Kaiser, N. Kalchbrenner, N. Parmar, et al. Tensor2tensor for neural machine translation. *arXiv preprint arXiv:1803.07416*, 2018.



- [17] A. Wang, A. Singh, J. Michael, F. Hill, O. Levy, and S. Bowman. Glue: A multi-task benchmark and analysis platform for natural language understanding. In *7th International Conference on Learning Representations, ICLR 2019*, 2019.
- [18] Y.-A. Wang and Y.-N. Chen. What do position embeddings learn? an empirical study of pre-trained language model positional encoding. In *EMNLP 2020*, 2020.
- [19] A. Williams, N. Nangia, and S. R. Bowman. A broad-coverage challenge corpus for sentence understanding through inference, 2018.
- [20] Y. Wu, M. Schuster, Z. Chen, Q. V. Le, M. Norouzi, W. Macherey, M. Krikun, Y. Cao, Q. Gao, K. Macherey, J. Klingner, A. Shah, M. Johnson, X. Liu, Łukasz Kaiser, S. Gouws, Y. Kato, T. Kudo, H. Kazawa, K. Stevens, G. Kurian, N. Patil, W. Wang, C. Young, J. Smith, J. Riesa, A. Rudnick, O. Vinyals, G. Corrado, M. Hughes, and J. Dean. Google’s neural machine translation system: Bridging the gap between human and machine translation, 2016.
- [21] Z. Yang, Z. Dai, Y. Yang, J. G. Carbonell, R. Salakhutdinov, and Q. V. Le. XLNet: Generalized autoregressive pretraining for language understanding. *arXiv preprint arXiv:1906.08237*, 2019.
- [22] C. Yun, S. Bhojanapalli, A. S. Rawat, S. J. Reddi, and S. Kumar. Are Transformers universal approximators of sequence-to-sequence functions? In *International Conference on Learning Representations*, 2020.