

# Linguistic dependencies and statistical dependence

Jacob Louis Hoover<sup>1,2</sup>, Alessandro Sordoni<sup>3</sup>, Wenyu Du<sup>4</sup>, and Timothy J. O'Donnell<sup>1,2,5</sup>

<sup>1</sup>McGill University, <sup>2</sup>Mila Québec AI Institute, <sup>3</sup>Microsoft Research, Montréal, Canada

<sup>4</sup>The University of Hong Kong, Hong Kong, China <sup>5</sup>Canada CIFAR AI Chair, Mila

hooverjac@mila.quebec, alsordon@microsoft.com,

wenyudu@connect.hku.hk, timothy.odonnell@mcgill.ca

## Abstract

What is the relationship between linguistic dependencies and statistical dependence? Building on earlier work in NLP and cognitive science, we study this question. We introduce a contextualized version of pointwise mutual information (CPMI), using pre-trained language models to estimate probabilities of words in context. Extracting dependency trees which maximize CPMI, we compare the resulting structures against gold dependencies. Overall, we find that these maximum-CPMI trees correspond to linguistic dependencies more often than trees extracted from non-contextual PMI estimate, but only roughly as often as a simple baseline formed by connecting adjacent words. We also provide evidence that the extent to which the two kinds of dependency align cannot be explained by the distance between words or by the category of the dependency relation. Finally, our analysis sheds some light on the differences between large pre-trained language models, specifically in the kinds of inductive biases they encode.

## 1 Introduction

A fundamental aspect of natural language structure is the set of *dependency relations* which hold between pairs of words in a sentence. Such dependencies indicate how the sentence is to be interpreted and mediate other aspects of its structure, such as agreement. Consider the sentence: *Several ravens flew out of their nests to confront the invading mongoose*. In this example, there is a dependency between the verb *flew* and its subject *ravens*, capturing the role this subject plays in the flying event, and how it controls number agreement. All modern linguistic theories recognize the centrality of such word-word relationships, despite considerable differences in detail in how they are

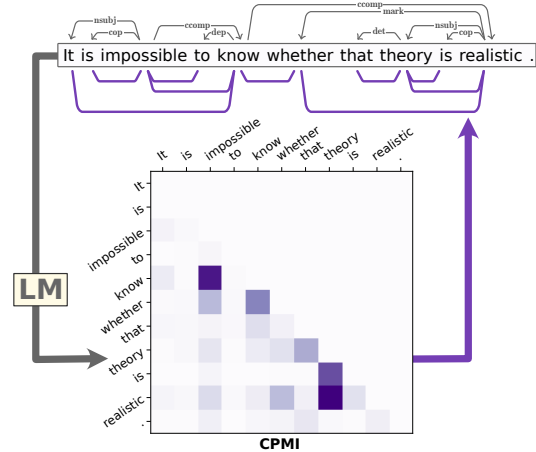


Figure 1: We use pretrained language models to extract trees which maximize contextualized pointwise mutual information (CPMI) between words, in order to examine how linguistic dependencies relate to statistical dependence.

treated.<sup>1</sup>

In addition to linguistic dependencies, there are also clear and robust statistical relationships between words that appear together in sentences. For example, determiners like *the* almost always co-occur with nouns, like *mongoose*. Similarly, the noun *ravens* is a prototypical subject for the verb *flew*. In actual use, a sentence like the example above is probably more likely than *Several pigs flew out of their nests to confront the invading shrubbery*. In short, the presence or absence of certain words in certain positions in a sentence is predic-

<sup>1</sup>Modern linguistic theories have increasingly adopted a *lexically-driven* view of grammar. Under such a view, sentence structure is built using a small number structure-building operations (e.g., UNIFY, MERGE, etc.) whose behavior is controlled by specific words, morphemes, or other lexical item (Steedman, 2000; Moortgat, 1997; Chomsky, 1995a,b; Stabler, 1997; Bresnan, 2001; Sag, 2012; Gazdar et al., 1985; Sag et al., 2003; Mel'čuk, 1988; Culicover and Jackendoff, 2005; Jackendoff, 2002; McConnell-Ginet and Chierchia, 2000; Heim and Kratzer, 2000; Gamut, 1991; Huddleston et al., 2002; Johnson and Postal, 1980).

tive of the presence or absence of certain words in other positions. This raises the question: do words that are strongly statistically dependent also tend to stand in linguistic dependency relations?

The long tradition of both supervised and unsupervised learning of grammars and parsers in computational linguistics suggests a strong link between dependency structure and statistical dependence (see Jurafsky and Martin, 2009, Ch 13, 14). This link has also been directly studied and affirmed in recent empirical work. In particular, Futrell et al. (2019) found empirical evidence supporting the hypothesis that syntactic dependency structures connect words in a way that maximizes expected pointwise mutual information (PMI) between connected words. PMI estimates the strength of statistical dependency between words. Notably however, PMI does not take into account context, while the presence of a linguistic dependency arc between two words naturally depends on context in which the words occur. As we review below, earlier attempts to use PMI estimates directly to infer linguistic dependency structures had limited success (de Paiva Alves, 1996; Magerman and Marcus, 1990). But it is not clear whether this was because the PMI estimates were poor, and did not take into account sentential context.

In this paper, we further dig into the question of the correspondence between statistical and linguistic dependencies and describe a method to use modern pretrained language models (LMs) to compute a context-dependent estimate of PMI between words, which we term contextualized pointwise mutual information (CPMI). For a given sentence, we extract *CPMI dependency trees*, i.e. tree structures that span the entire sentence and maximize CPMI, and compare these structures with linguistic dependencies. We find that CPMI trees correspond to linguistic dependency trees better than non context-dependent PMI trees. However, our analysis shows that there is not a systematic correlation between CPMI dependencies and dependency relations. We also do not see an increase in the correlation when using CPMI trees inferred by models that include syntactic structure as part of their training objective, nor when calculated over part-of-speech (POS) tags. In fact, all of the CPMI arcs correspond to linguistic dependencies only roughly as often as a simple baseline that just attaches all adjacent words. At the same time however, CPMI trees do not closely resemble this baseline (not all arcs con-

nect adjacent words), showing better performance on longer arcs. Finally, our analysis yields interesting insights on how current pretrained LMs differ in allocating dependencies between words in a sentence, which can be attributed to differences in their pretraining objectives.

## 2 Background

A common measure of the strength of statistical dependence between two words is their *pointwise mutual information* (PMI; Fano, 1961), which describes how much more likely two words are to occur together than individually. Formally, PMI is a symmetric function of the probabilities of the outcomes  $x, y$  of two random variables  $X, Y$ , quantifying the amount of information about one outcome that is gained by learning the other:

$$\text{pmi}(x; y) := \log \frac{p(x, y)}{p(x)p(y)} = \log \frac{p(x|y)}{p(x)}.$$

In our case, the observations are two words in a sentence (drawn from discrete random variables indexed by position in the sentence, ranging over the vocabulary). PMI has been used in computational linguistic studies as a measure of how words inform each other’s probabilities since Church and Hanks (1990).<sup>2</sup>

In earlier works on unsupervised dependency parsing (e.g., Van Der Mude and Walker, 1978; Magerman and Marcus, 1990; Carroll and Charniak, 1992; Yuret, 1998; Paskin, 2002) dependency trees were inferred by finding structures that maximize total pointwise mutual information between heads and dependents, (or by maximizing the conditional probability of dependents given heads, two objectives which can be shown to be equivalent under certain assumptions; see §B). While these PMI-induced dependencies proved useful in certain particular tasks (such as identifying the correct modifier for a word among a selection of possible choices; de Paiva Alves, 1996), purely PMI-based dependency parsers did not perform well at the general task of recovering linguistic structures overall (see discussion in Klein and Manning, 2004).

The hypothesis that syntactic dependency structures connect words in a way that maximizes pointwise mutual information leads to an important prediction if true:

<sup>2</sup>They extended the term *word association* from a more subjective meaning in the psycholinguistic literature, to refer to this formal information-theoretic quantity.

**Hypothesis.** *An accurate estimator of the PMI between words will function as an unsupervised dependency parser.*

This hypothesis is motivated by the intuition that word pairs in dependency relationships are systematically constrained by the grammar, and therefore will control each other’s distribution, statistically.

In recent work, Futrell et al. (2019) show that for words linked by linguistic dependency, the mutual information between POS tags (and distributional clusters), is higher than that between non-dependent word pairs, matched for linear distance. We build on this work, investigating the above hypothesis directly, making use of pretrained contextual embedding models to make context-sensitive estimates of PMI, and finding that the connection between mutual information and dependency is not as strong as it might be assumed from their results.

### 3 Contextualized PMI

The PMI between two words in a sentence is calculated independently of the other words in that sentence. However, linguistic dependency is highly sensitive to context. Linguistic dependency structures between words are annotated conditionally, given context. For example, in the sentence *The mongoose pursued by crows retreated*, predicting the fact that there is no dependency arc between *crows* and *retreated* requires knowing the preceding context.

Modern *contextualized word embedding* language models provide the opportunity to estimate PMI values which are conditional on context. These neural network language models are pretrained on gigantic amounts of natural language text with objectives based on predicting words (or parts of words) from the context (e.g., BERT, XLNet; Devlin et al., 2019; Yang et al., 2019). In recent years, these models have taken over the field of NLP, with their use yielding a large improvement in state-of-the-art performance for nearly every linguistic task to which they have been applied (for an overview see Liu et al., 2020).

*Contextualized pointwise mutual information* (CPMI) is an estimate of the conditional PMI of words given context. We calculate CPMI using recent large pretrained contextualized word embedding language models, as they offer a natural way to accurately estimate the conditional probabilities of words given large contexts by avoiding data sparsity, thanks to parameter sharing between

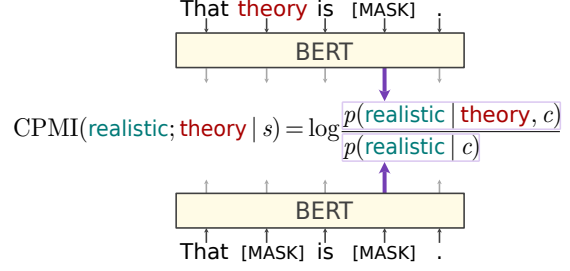


Figure 2: Diagram illustrating using BERT to compute the probability of *realistic* with and without masking *theory*, to obtain a CPMI score between those two words in the sentence  $s = \text{That theory is realistic}$ .

the conditional distributions. Concretely, a contextualized language model  $M$  gives us a distribution  $p_M(w|c)$  for the probability assigned to word  $w$  given context  $c$ , the rest of the sentence. We can obtain an estimate of conditional PMI from  $M$  which we will call a *contextualized PMI* (CPMI) score, between two words  $w_i$  and  $w_j$  as the difference in log conditional probability of observing  $w_i$ , with and without conditioning on  $w_j$ , given the rest of the sentence. That is:

$$\begin{aligned} \text{CPMI}_M(w_i; w_j | s) &= \log \frac{p_M(w_i | w_j, c)}{p_M(w_i | c)} \\ &= \log \frac{p_M(w_i | s \setminus \{w_i\})}{p_M(w_i | s \setminus \{w_i, w_j\})} \end{aligned}$$

where the context  $c = s \setminus \{w_i, w_j\}$  is the entire sentence without words  $w_i, w_j$ , and  $s \setminus \{w_i\}$  is the sentence without word  $w_i$ . To demonstrate the computation of this quantity, Figure 2 illustrates how BERT is used to obtain a CPMI score between the words *theory* and *realistic* in the sentence *That theory is realistic*.

#### 3.1 Dependency tree induction

Given a sentence, we compute a matrix consisting of the CPMI between each pair of words. We then symmetrize this matrix by summing across the diagonal, so that we have a single score for each pair of words (see A.1.2 for details). For the purposes of extracting maximum-CPMI trees, we use an absolute-valued version of this score, since PMI may be negative. There is empirical support for interpreting the magnitude of PMI as indicating dependency, independent of sign (as discussed in Salle and Villavicencio, 2019). Following Hewitt and Manning (2019), we obtain a parse for each sentence by extracting a maximum spanning tree from the CPMI matrix. Since gold trees from the

PTB are all projective, we extract maximum *projective* spanning trees using the dynamic programming algorithm from Eisner (1996, 1997),<sup>3</sup> in order to be comparing similar structures. Further details on the extraction of CPMI-based dependency trees are given in §A.1.

## 4 CPMI dependencies

In this section, we extract CPMI-inferred dependencies from pretrained language models and analyze the extent to which they resemble linguistic dependencies.

### 4.1 Method

We use gold dependencies for sentences from the Wall Street Journal, from the Penn Treebank (PTB) corpus of English text hand-annotated for syntactic structure (Marcus et al., 1994; de Marneffe and Manning, 2008). The PTB is annotated in the form of constituency parses, which we convert these into basic Stanford Dependencies (de Marneffe et al., 2006; de Marneffe and Manning, 2008), as is standard for evaluating dependency parsing tasks. We evaluate all extracted dependency trees on the standard development split (WSJ section 22, consisting of 1700 sentences).

**Pretrained contextual embedding models** We compute CPMI scores for each pair of words in each sentence of the corpus using a number of transformer-based pretrained contextualized embedding models (BERT, XLNet, XLM, BART, DistilBERT; Devlin et al., 2019; Yang et al., 2019; Lample and Conneau, 2019; Lewis et al., 2019; Sanh et al., 2019).<sup>4</sup>

We also compute a non-contextualized PMI estimate as a control, using a global word embedding model (Word2Vec; Mikolov et al., 2013), to capture word-to-word statistical relationships present in global distributional information, not sensitive the context of particular sentences. This non-contextual control is calculated by simply taking the inner product of Word2Vec’s target and context embeddings, since its training objective is optimized when this quantity equals the PMI plus a global constant (as explained in Levy and Gold-

<sup>3</sup>Eisner’s algorithm recovers the optimal projective *directed* dependency structure from a weighted ordered graph, but since we are using a symmetric weight matrix, we may interpret the resulting output dependency trees are undirected.

<sup>4</sup>We use pretrained (cased) models by Hugging Face transformers (Wolf et al., 2020).

	All	Len = 1		Len > 1	
		prec.	recall	prec.	recall
random baseline	.25	.50	.36	.10	.13
linear baseline	.50	.50	1	–	0
Word2Vec	.40	.62	.59	.21	.21
<b>Bart</b> large	.42	.55	.65	.23	.18
<b>BERT</b> base	.50	.60	.78	.31	.22
<b>BERT</b> large	.50	.57	<b>.86</b>	.27	.14
<b>DistilBERT</b>	<b>.51</b>	.58	.77	<b>.36</b>	.25
<b>XLM</b>	.46	.63	.68	.27	.25
<b>XLNet</b> base	.48	.61	.70	.32	<b>.26</b>
<b>XLNet</b> large	.43	<b>.62</b>	.63	.25	.24
vanilla LSTM	.46	.55	.73	.29	.20
<b>ONLSTM</b>	.47	.55	.73	.30	.20
<b>ONLSTM-SYD</b>	.47	.55	.74	.30	.20

Table 1: Mean per-sentence UAS scores. Overall scores in the first column (over all arcs in a sentence, precision = recall), followed by precision and recall for adjacent words in the second and third columns, and likewise for nonadjacent words in the final two columns.

berg, 2014; Allen and Hospedales, 2019). See §A.2 for details.

**Syntactically aware models** We likewise compute CPMI estimates using models designed to be syntactically aware. The goal is to examine the extent of the connection between linguistic dependency and statistical dependence according to models that have explicitly been designed to have linguistically-oriented inductive bias. Following Du et al. (2020), we include two models: an ordered-neuron LSTM (ONLSTM; Shen et al., 2018), a model designed to have a hierarchical structural bias, and trained on raw text data as a language model, as well as an ONLSTM trained on the same data but with an additional auxiliary objective to reconstruct PTB syntax trees (ONLSTM-SYD). We also include a vanilla LSTM model as a control. All three models are trained on the PTB training split. Examples of parses extracted from these models are given in the appendix (Figure 13). We extract CPMI estimates from these models similarly to the above, but we condition only on preceding material, since these LSTM-based models operate left-to-right. See §A.3 for details.



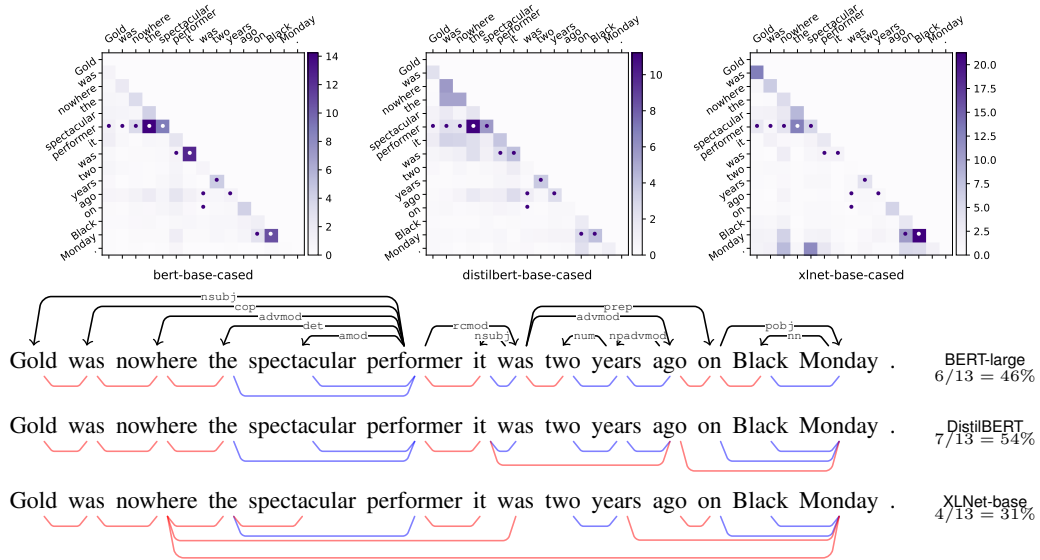


Figure 3: **Top:** CPMI matrices for an example sentence, from BERT, DistilBERT, XLNet. Gold dependencies are marked with a dot. **Bottom:** Resulting projective MST parses for the three models. Gold dependency parse above in black, CPMI-dependencies below, blue where they agree, and red when they do not. The undirected unlabelled attachment score (UUAS) is given at right. Further examples provided in appendix, Figure 11.

## 4.2 Results

Example CPMI-dependencies and extracted projective trees are given in Figure 3, with gold dependencies for comparison. Table 1 gives the mean per-sentence unlabelled undirected accuracy score (UUAS), the proportion of total arcs which coincide between the predicted tree and the gold PTB tree. Overall UUAS is given in the first column.<sup>5</sup> The remaining columns give the UUAS for the subset of edges of length 1 and longer, in terms of precision and recall respectively. A random baseline is obtained by extracting a parse for each sentence from a randomized weight matrix (so each pair of words is equally likely to be connected). We also include a linear baseline—degenerate trees formed by simply connecting the words in order—a simple linguistically plausible baseline for English, and a strong one.<sup>6</sup>

The overall accuracy results show broadly that dependency structures which maximize CPMI show a better correspondence to linguistic dependency structures than the noncontextual PMI trees

<sup>5</sup>The overall UUAS is both precision and recall, since the number of gold edges and CPMI edges are the same: for a sentence of length  $n$ , the denominator is  $n - 1$ .

<sup>6</sup>For the linear baseline, note: for length 1, the recall score is perfect, because all gold arcs of length 1 are predicted correctly by this trivial baseline; for the length  $> 1$  subset, precision is undefined since there are no predicted edges of length  $> 1$ , and recall is 0.

estimated from Word2Vec. However, average UUAS per sentence is in general near 50%. Degenerate trees formed by connecting words in linear order (the linear baseline) correspond just as often to the gold dependencies as do the CPMI trees. Additionally, for the ONLSTM models, which have a hierarchical bias in their design, we see that accuracy of the CPMI-induced dependencies is the essentially the same with or without the auxiliary syntactic objective. Overall accuracy for both syntactically aware models is the same as for the vanilla LSTM.

## 4.3 Analysis

While overall accuracy is similar to the linear baseline, CPMI-dependency trees do not resemble simple linear chains of dependencies connecting only adjacent words. As demonstrated by the arc length histograms shown in Figure 5, the histograms resemble that of the gold dependencies. However, CPMI-dependencies from all models do show a higher percentage of length 1 arcs than exist in the gold dependencies. Further breaking down the accuracy by dependency length, Figure 6 shows the recall accuracy of CPMI-dependencies, grouped by arc length. We can see that longer dependencies have lower accuracy, but for most of the contextual models, accuracy remains consistently above the noncontextual PMI estimate (Word2Vec).

In Figure 4, recall accuracy is plotted against

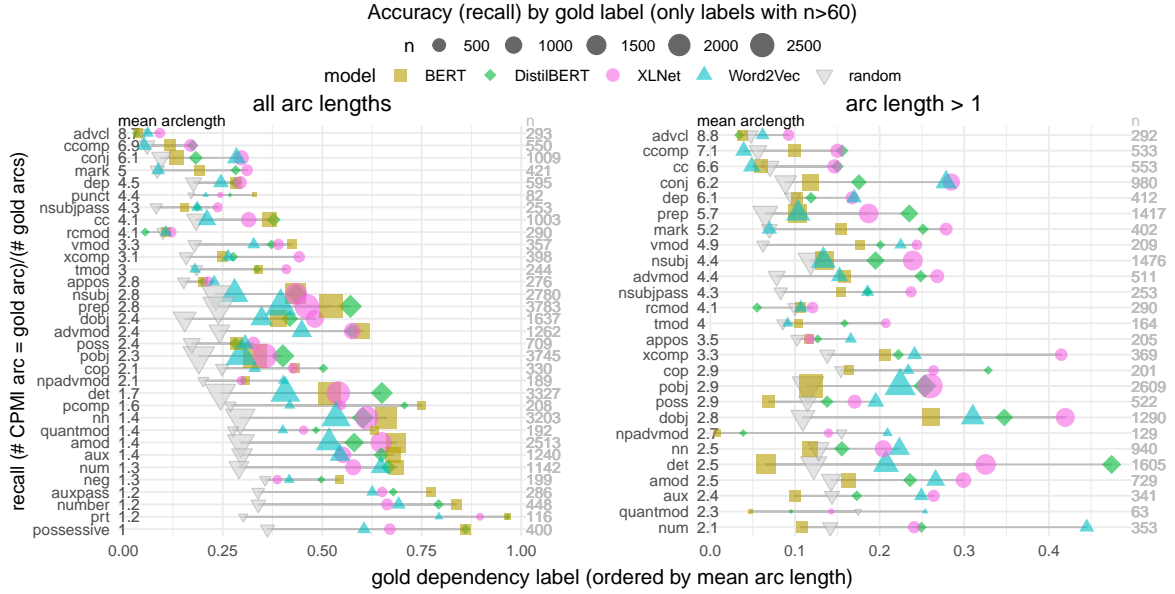


Figure 4: Plots of CPMI-dependency recall accuracy versus gold edge relation (on the vertical axis for readability, and ordered by mean arc length). Only dependency relations of which there are more than 60 observations are included. **Left:** Including dependency arcs of all lengths. **Right:** Including only arcs between nonadjacent words. Notice the correlation with mean length disappears when excluding the length 1 arcs.

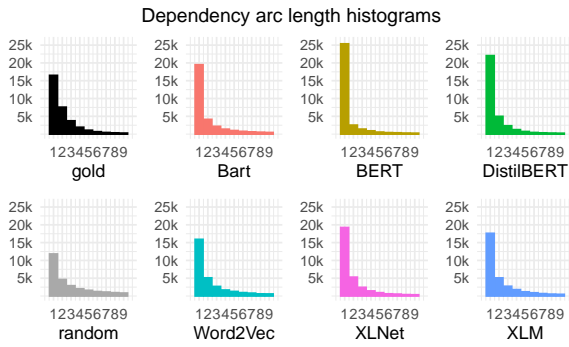


Figure 5: Histograms of arc length. Note, 49% of the gold arcs are length 1, whereas all of the CPMI-dependencies had a higher proportion, but CPMI-dependency trees are not simply linear. Note that for the linear baseline (not shown) the histogram is trivial: all arcs are of length 1.

dependency arc label.<sup>7</sup> Note that this feature is only defined for word-pairs that are gold edges. The plot shows no evidence that the accuracy of the CPMI-dependency arcs is driven by gold dependency label. When examining all lengths of dependency together (left) relation seems to be correlated with accuracy; the CPMI accuracy of the different models roughly track each other in which relation types they are more accurate or less accurate for. However, ordering the relations by

<sup>7</sup>for descriptions of labels see the Stanford Dependencies manual (de Marneffe and Manning, 2008)

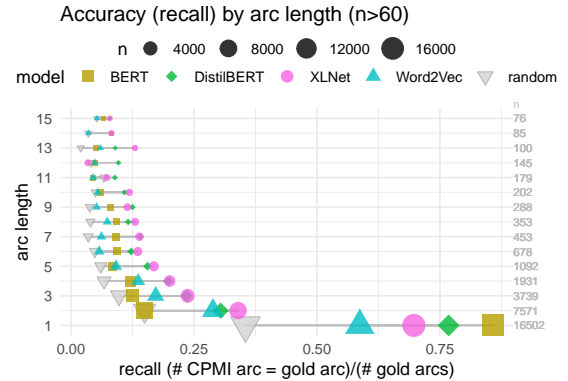


Figure 6: Edge-level recall accuracy (grouped by arc-length), is higher for shorter arcs. Note that the accuracy of BERT's estimates overall seem to be driven by its largely predicting arcs length 1.

their mean length reveals that this effect is driven by arc length. The longer the mean length of a given relation the less likely it is to be predicted as a PMI dependency edge. Filtering out the gold arcs of length 1 (roughly half of the total number of arcs), we can see that the effect of dependency label disappears.

**Differences between models** While the results from all models show similar overall accuracy (see §A.4.2 for more details), we do see one marked difference between the models in the above analysis. CPMI-dependencies from all the models connect

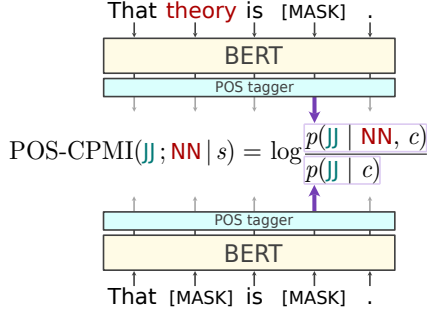


Figure 7: Diagram illustrating using BERT to compute the POS-CPMI score between the POS tags of the two words, *theory* (a noun, NN) and *realistic* (and adjective, JJ) in the sentence  $s = \text{That theory is realistic}$ .

adjacent words more often than the gold dependencies do, but this effect is much more pronounced for BERT models than for XLM, and XLNet models (Figure 5). A possible reason for this difference lies in the way these models are trained. XLNet is trained to predict words according to randomly sampled chain rule decompositions, enforcing a bias to be able to predict words in any order, including longer dependencies. XLNet’s probability estimates for words may therefore be sensitive to a larger set of words, rather than mostly the adjacent ones. Whereas BERT, trained with a less constrained masked language modelling objective, has probability estimates that are evidently more sensitive to adjacent words.

## 5 POS-CPMI dependencies

In this second experiment we calculate CPMI estimates from part-of-speech (POS) tags, rather than words. There is history of unsupervised parsing making use of gold POS tags (see e.g., Bod, 2006; Cramer, 2007; Klein and Manning, 2004). Additionally, a common objection to the idea of deducing dependency structures directly from cooccurrence statistics is the possibility that “actual lexical items are too semantically charged to represent workable units of syntactic structure” (as phrased by Klein and Manning, 2004). That is, perhaps words’ distributions contain simply too much information about factors that are irrelevant to dependency parsing, so as to drown out the syntactic signal in distributional patterns of words co-occurrences that would be useful for recovering dependency structure. According to this line of thinking, we might expect linguistic dependency structure to be better related to the statistical dependencies between the *categories* of words, rather

than wordforms themselves. Thus a version of CPMI calculated over POS tags would be predicted to achieve higher accuracy than the CPMI calculated over wordform probabilities above.

A straightforward but computationally expensive way to investigate this idea would be to re-train all language models on an unlexicalized corpora only consisting of POS tags. Instead, we follow language model (LM) probing literature (Hewitt and Manning, 2019) and train a small POS probe on top of a pretrained LM, which estimates the probability of the POS tag at a given position in a sentence. We can then extract a POS-based CPMI scores between words, which we will call POS-CPMI. It is defined analogously to CPMI, but using conditional probabilities of POS tags, rather than word tokens:

$$\begin{aligned} \text{POS-CPMI}_M(\pi_i; \pi_j | s) \\ = \log \frac{p_{M_{\text{POS}}}(\pi_i | s \setminus \{w_i\})}{p_{M_{\text{POS}}}(\pi_i | s \setminus \{w_i, w_j\})} \end{aligned}$$

where  $\pi_i, \pi_j$  are the gold POS tags of  $w_i, w_j$  in sentence  $s$ , and  $M_{\text{POS}}$  is the contextual embedding language model  $M$  with a POS embedding network on top. This is illustrated in Figure 7. We compute matrices of POS-CPMI scores for a sentence, and extract maximum POS-CPMI spanning trees, to compare to gold dependencies, as above.

### 5.1 Method

We implement a POS probe as a linear transformation on top of the final hidden layer of a fixed pretrained language model. We train two versions of this probe: one trained simply to minimize cross entropy loss (a simple POS probe), and another trained using the information bottleneck technique (following Tishby et al., 2000; Li and Eisner, 2019), to maximize accuracy while minimizing extra information included in the representation (an IB POS probe). Using language models BERT and XLNet (both base and large, each), we train each type of probe, to recover PTB gold POS tags. All eight probes achieve between 92% and 98% training accuracy.

POS-CPMI matrices are symmetrized and parses are extracted as described for CPMI above in §4. Below, we refer to the estimates extracted using the simple POS probe as simple-POS-CPMI, and those extracted using the IB POS probe as IB-POS-CPMI.

		all	len = 1		len > 1	
			prec.	rec.	prec.	rec.
simple-POS	<b>BERT</b> base	.51	.58	.81	.35	.22
	<b>BERT</b> large	.49	.57	.82	.31	.18
	<b>XLNet</b> base	.38	.59	.58	.19	.19
	<b>XLNet</b> large	.34	.60	.52	.16	.17
IB-POS	<b>BERT</b> base	.41	.60	.62	.22	.20
	<b>BERT</b> large	.44	.58	.72	.22	.16
	<b>XLNet</b> base	.43	.58	.64	.25	.22
	<b>XLNet</b> large	.37	.58	.57	.18	.18

Table 2: Per-sentence mean UUAS for POS-CPMI using the simple POS probe and IB POS probe, from BERT and XLNet models. As in Table 1, the first column gives overall UUAS, the second two columns give recall and precision scores for arcs between adjacent words only, and the final two columns give recall and precision for arcs of length > 1.

## 5.2 Results

Table 2 shows the mean accuracy of the simple-POS-CPMI and IB-POS-CPMI trees when compared to the gold trees from the Penn Treebank. Compared to the CPMI trees discussed in the previous section, for BERT models, the simple-POS-CPMI dependencies have comparable overall UUAS, while for XLNet it is markedly lower. For both models, IB-POS-CPMI dependencies have lower UUAS than CPMI. These results are somewhat mixed, but it is clear that, in our experimental setting, POS-CPMI dependencies correspond to gold dependencies no more than the CPMI dependencies do, performing at best roughly as well as a linear baseline.

Using the POS-CPMI dependencies does not result in higher accuracy, providing some evidence against the idea that the overall lack of close correlation between CPMI trees and linguistic dependency trees seen in the first experiment could be due solely to the probability distributions being overly sensitive to non-syntactic lexical information.

## 6 Discussion

In this paper we explored the connection between linguistic dependency and statistical dependency. This connection is suggested in the decades of literature on supervised and unsupervised dependency parsing, and has also been studied empirically in recent work (Futrell et al., 2019). We contribute a method to use modern pretrained language models

to compute CPMI, a context-dependent estimate of PMI, and infer maximum CPMI dependency trees over sentences.

We find that these trees correlate with linguistic dependencies substantially better than trees extracted from a noncontextual PMI estimate trained on similar data. However, we do not see evidence of a systematic correlation between dependency arc label and the accuracy of CPMI arcs, nor do we see evidence that the performance changes substantially when using models trained to have linguistically-motivated inductive biases. Overall, CPMI-inferred dependencies correspond to gold dependencies roughly as often as a simple linear baseline. Yet, at the same time, these induced trees do not resemble this baseline, often connecting words that are not adjacent, and agreeing with gold dependencies on these longer arcs more often than the noncontextual baseline. Our analysis shows that CPMI trees extracted from different language models differ in the extent to which they tend to connect adjacent words. The difference in models’ accuracy when broken down with respect to linear distance between words offers hints about the ways in which these models’ inductive and structural biases inform the way they perform the task of prediction.

Our results show that different language models might exhibit different dependency patterns, depending on the pretraining objective that has been used. Compared to BERT, XLNet can be seen as imposing a constraint on the language modelling objective by forcing the model to have accurate predictions under different permutation masks. Generalizing this observation, we ask whether linguistic dependencies would correspond to statistical dependencies in a model trained with a language modelling loss and, while concurrently minimizing the amount of contextual information used to perform its predictions. Finding ways of expressing such constraints on the amount of information used during prediction, and verifying the ways in which this can affect our results and LM pretraining in general constitutes material for future work.

## References

- Carl Allen and Timothy Hospedales. 2019. [Analogies explained: Towards understanding word embeddings](#).
- Rens Bod. 2006. [An all-subtrees approach to un-](#)



- supervised parsing. In *Proceedings of the 21st International Conference on Computational Linguistics and 44th Annual Meeting of the Association for Computational Linguistics*, pages 865–872, Sydney, Australia. Association for Computational Linguistics.
- Joan Bresnan. 2001. *Lexical-functional syntax*. Wiley-Blackwell.
- Glenn Carroll and Eugene Charniak. 1992. [Two experiments on learning probabilistic dependency grammars from corpora](#). AAAI Technical Report WS-92-01, AAAI.
- Noam Chomsky. 1995a. Bare phrase structure. In Gerth Webelhuth, editor, *Government and Binding Theory and the Minimalist Program*, pages 383–349. Blackwell.
- Noam Chomsky. 1995b. *The Minimalist Program*. MIT Press.
- Kenneth Ward Church and Patrick Hanks. 1990. [Word association norms, mutual information, and lexicography](#). *Computational linguistics*, 16(1):22–29.
- Bart Cramer. 2007. [Limitations of current grammar induction algorithms](#). In *Proceedings of the 45th Annual Meeting of the ACL: Student Research Workshop, ACL ’07*, page 43–48, USA. Association for Computational Linguistics.
- Peter Culicover and Ray Jackendoff. 2005. *Simpler Syntax*. Oxford University Press, Oxford.
- Jacob Devlin, Ming-Wei Chang, Kenton Lee, and Kristina Toutanova. 2019. BERT: Pre-training of deep bidirectional transformers for language understanding. In *Proceedings of the 2019 Conference of the North American Chapter of the Association for Computational Linguistics: Human Language Technologies, Volume 1 (Long and Short Papers)*, pages 4171–4186, Minneapolis, Minnesota. Association for Computational Linguistics.
- Wenyu Du, Zhouhan Lin, Yikang Shen, Timothy J. O’Donnell, Yoshua Bengio, and Yue Zhang. 2020. [Exploiting syntactic structure for better language modeling: A syntactic distance approach](#). *Proceedings of the 58th Annual Meeting of the Association for Computational Linguistics*.
- Jason Eisner. 1996. Three new probabilistic models for dependency parsing: An exploration. In *Proceedings of the 16th conference on Computational linguistics-Volume 1*, pages 340–345. Association for Computational Linguistics.
- Jason Eisner. 1997. [An empirical comparison of probability models for dependency grammar](#).
- Robert M Fano. 1961. *Transmission of information: a statistical theory of communications*. MIT Press.
- Richard Futrell, Peng Qian, Edward Gibson, Evelina Fedorenko, and Idan Blank. 2019. [Syntactic dependencies correspond to word pairs with high mutual information](#). In *Proceedings of the fifth international conference on dependency linguistics (depling, syntaxfest 2019)*, pages 3–13.
- L. T. F. Gamut. 1991. *Logic, Language, and Meaning Volume II: Intensional Logic and Logical Grammar*. University of Chicago Press.
- Gerald Gazdar, Ewan Klein, Geoffrey K. Pullum, and Ivan A. Sag. 1985. *Generalized Phrase Structure Grammar*. Harvard University Press.
- Irene Heim and Angelika Kratzer. 2000. *Semantics in Generative Grammar*. Blackwell Publishing, Malden, MA.
- John Hewitt and Christopher D Manning. 2019. [A structural probe for finding syntax in word representations](#). In *Proceedings of the 2019 Conference of the North American Chapter of the Association for Computational Linguistics: Human Language Technologies, Volume 1 (Long and Short Papers)*, pages 4129–4138, Minneapolis, Minnesota. Association for Computational Linguistics.
- Rodney Huddleston, Geoffrey K Pullum, et al. 2002. *The cambridge grammar of english. Language. Cambridge: Cambridge University Press*.
- Ray Jackendoff. 2002. *Foundations of Language*. Oxford University Press, New York.
- David E. Johnson and Paul M. Postal. 1980. *Arc Pair Grammar*. Princeton University Press, Princeton, New Jersey.

- Daniel Jurafsky and James H. Martin. 2009. *Speech and Language Processing: An Introduction to Natural Language Processing, Computational Linguistics, and Speech Recognition*, second edition. Pearson Prentice Hall.
- Dan Klein and Christopher D. Manning. 2004. *Corpus-based induction of syntactic structure: Models of dependency and constituency*. In *Proceedings of the 42nd Annual Meeting on Association for Computational Linguistics, ACL '04*, pages 478–es, USA. Association for Computational Linguistics.
- Guillaume Lample and Alexis Conneau. 2019. *Cross-lingual language model pretraining*.
- Omer Levy and Yoav Goldberg. 2014. *Neural word embedding as implicit matrix factorization*. In Z. Ghahramani, M. Welling, C. Cortes, N. D. Lawrence, and K. Q. Weinberger, editors, *Advances in Neural Information Processing Systems 27*, pages 2177–2185. Curran Associates, Inc.
- Mike Lewis, Yinhan Liu, Naman Goyal, Marjan Ghazvininejad, Abdelrahman Mohamed, Omer Levy, Ves Stoyanov, and Luke Zettlemoyer. 2019. *Bart: Denoising sequence-to-sequence pre-training for natural language generation, translation, and comprehension*.
- Xiang Lisa Li and Jason Eisner. 2019. *Specializing word embeddings (for parsing) by information bottleneck*. *Proceedings of the 2019 Conference on Empirical Methods in Natural Language Processing and the 9th International Joint Conference on Natural Language Processing (EMNLP-IJCNLP)*.
- Qi Liu, Matt J. Kusner, and Phil Blunsom. 2020. *A survey on contextual embeddings*.
- David M Magerman and Mitchell P Marcus. 1990. Parsing a natural language using mutual information statistics. In *AAAI*, volume 90, pages 984–989.
- Mitchell Marcus, Grace Kim, Mary Ann Marcinkiewicz, Robert MacIntyre, Ann Bies, Mark Ferguson, Karen Katz, and Britta Schasberger. 1994. *The Penn Treebank: Annotating predicate argument structure*. In *Proceedings of the Workshop on Human Language Technology, HLT '94*, pages 114–119, USA. Association for Computational Linguistics.
- David Mareček. 2012. *Unsupervised Dependency Parsing*. MFF UK, Prague, Czech Republic. PhD Thesis.
- Marie-Catherine de Marneffe, Bill MacCartney, and Christopher D. Manning. 2006. *Generating typed dependency parses from phrase structure parses*. In *Proceedings of the Fifth International Conference on Language Resources and Evaluation (LREC'06)*, Genoa, Italy. European Language Resources Association (ELRA).
- Marie-Catherine de Marneffe and Christopher Manning. 2008. *Stanford typed dependencies manual*. Stanford NLP.
- Marie-Catherine de Marneffe and Christopher D. Manning. 2008. The stanford typed dependencies representation. In *COLING 2008 Workshop on Cross-framework and Cross-domain Parser Evaluation*.
- Sally McConnell-Ginet and Gennaro Chierchia. 2000. *Meaning and Grammar: An Introduction to Semantics*. MIT Press.
- Igor Mel'čuk. 1988. *Dependency Syntax : Theory and Practice*. The SUNY Press, Albany, N.Y.
- Tomas Mikolov, Ilya Sutskever, Kai Chen, Greg S Corrado, and Jeff Dean. 2013. Distributed representations of words and phrases and their compositionality. In *Advances in neural information processing systems*, pages 3111–3119.
- M. Moortgat. 1997. Categorical type logics. In *Handbook of Logic and Language*, pages 93–177. Elsevier.
- Eduardo de Paiva Alves. 1996. The selection of the most probable dependency structure in japanese using mutual information. In *34th Annual Meeting of the Association for Computational Linguistics*, pages 372–374.
- Mark A. Paskin. 2002. Grammatical bigrams. In *Advances in neural information processing systems*, pages 91–97.
- Radim Řehůřek and Petr Sojka. 2010. *Software Framework for Topic Modelling with Large Corpora*. In *Proceedings of the LREC 2010 Workshop on New Challenges for NLP Frameworks*, pages 45–50, Valletta, Malta. ELRA.

- Ivan A. Sag. 2012. Sign-based construction grammar: An informal synopsis. In Ivan A. Boas, Hans abd Sag, editor, *Sign-Based Construction Grammar*, pages 101–107. CSLI Publications.
- Ivan A. Sag, Thomas Wasow, and Emily M. Bender. 2003. *Syntactic Theory: A Formal Introduction*, 2 edition. CSLI, Stanford, CA.
- Alexandre Salle and Aline Villavicencio. 2019. [Why so down? the role of negative \(and positive\) pointwise mutual information in distributional semantics.](#)
- Victor Sanh, Lysandre Debut, Julien Chaumond, and Thomas Wolf. 2019. [DistilBERT, a distilled version of BERT: smaller, faster, cheaper and lighter.](#)
- Yikang Shen, Shawn Tan, Alessandro Sordoni, and Aaron Courville. 2018. [Ordered neurons: Integrating tree structures into recurrent neural networks.](#)
- Edward Stabler. 1997. [Derivational minimalism.](#) In *Logical Aspects of Computational Linguistics*, pages 68–95, Berlin, Heidelberg. Springer Berlin Heidelberg.
- Mark Steedman. 2000. *The syntactic process*. The MIT press.
- Naftali Tishby, Fernando C. Pereira, and William Bialek. 2000. [The information bottleneck method.](#)
- Antony Van Der Mude and Adrian Walker. 1978. On the inference of stochastic regular grammars. *Information and Control*, 38(3):310–329.
- Thomas Wolf, Lysandre Debut, Victor Sanh, Julien Chaumond, Clement Delangue, Anthony Moi, Pierric Cistac, Tim Rault, Rémi Louf, Morgan Funtowicz, Joe Davison, Sam Shleifer, Patrick von Platen, Clara Ma, Yacine Jernite, Julien Plu, Canwen Xu, Teven Le Scao, Sylvain Gugger, Mariama Drame, Quentin Lhoest, and Alexander M. Rush. 2020. [Transformers: State-of-the-art natural language processing.](#) In *Proceedings of the 2020 Conference on Empirical Methods in Natural Language Processing: System Demonstrations*, pages 38–45, Online. Association for Computational Linguistics.
- Zhilin Yang, Zihang Dai, Yiming Yang, Jaime Carbonell, Ruslan Salakhutdinov, and Quoc V. Le. 2019. [XLNet: Generalized autoregressive pre-training for language understanding.](#)
- Deniz Yuret. 1998. *Discovery of Linguistic Relations Using Lexical Attraction*. Ph.D. thesis, Massachusetts Institute of Technology, Dept. of Electrical Engineering and Computer Science.

## A CPMI accuracy—further details

Table 3 gives overall accuracies to complement Table 1, including results for CPMI-dependencies computed with and without taking the absolute value, and for structures extracted with and without the projectivity constraint.

In addition to the random and linear baselines, we include a length-matched control (following Futrell et al., 2019), computed by creating a randomized tree for each sentence whose distribution of arc lengths is identical to the gold tree. These randomized trees may be nonprojective, so we include this control here for comparison to the results without the projectivity constraint.

	MST		projective	
random baseline	.13		.26	
linear baseline			<b>.50</b>	
length-matched control	.40		–	

	abs.val		signed	
	MST	proj.	MST	proj.
Word2Vec			.31	.40
<b>Bart</b> large	.40	.42	.38	.40
<b>BERT</b> base	.49	.50	.46	.47
<b>BERT</b> large	.50	.50	.48	.48
<b>DistilBERT</b>	.50	<b>.51</b>	.48	.49
<b>XLM</b>	.43	.46	.41	.44
<b>XLNet</b> base	.46	.48	.44	.47
<b>XLNet</b> large	.40	.43	.39	.43

vanilla LSTM	.44	.46	.42	.46
<b>ONLSTM</b>	.44	.47	.43	.46
<b>ONLSTM-SYD</b>	.44	.47	.43	.46

Table 3: Mean per-sentence accuracy scores of max-CPMI trees for simple MSTs (first column and third), and with an added projectivity constraint (second column, repeated from Table 1, and fourth column) from contextualized embedding models, with and without taking the absolute value before extracting tree structures. Baselines given above.

### A.1 Calculating CPMI scores: details

#### A.1.1 Subtokenization

We must formulate the CPMI measure between sequences of subtokens, rather than tokens (words), because the large pretrained language models we use break down words into subtokens, for which gold dependencies and part of speech tags are not

defined.

The calculation of CPMI between two lists of subtokens  $\mathbf{w}_I$  and  $\mathbf{w}_J$  is

$$\text{CPMI}_M(\mathbf{w}_I; \mathbf{w}_J \mid \mathbf{w}_{-I,J}) = \log \frac{p_M(\mathbf{w}_I \mid \mathbf{w}_{-I,J}, \mathbf{w}_J)}{p_M(\mathbf{w}_I \mid \mathbf{w}_{-I,J})} = \log \frac{p_M(\mathbf{w}_I \mid \mathbf{w}_{-I})}{p_M(\mathbf{w}_I \mid \mathbf{w}_{-I,J})}$$

where  $I$  and  $J$  are spans of (sub)token indices,  $\mathbf{w}_I$  is the set of subtokens with indices in  $I$  (likewise for  $\mathbf{w}_J$ ),  $\mathbf{w}_{-I}$  is the entire sentence without subtokens whose indices are in  $I$ , and  $\mathbf{w}_{-I,J}$  is the sentence without subtokens whose indices are in  $I$  or  $J$ .

Likewise, POS-CPMI is defined in terms of subtokens. Note that gold POS tags are defined for PTB word tokens, which may correspond to multiple subtokens. POS-CPMI is calculated as:

$$\text{POS-CPMI}_M(\pi_I; \pi_J \mid \mathbf{w}_{-I,J}) = \log \frac{p_{M_{\text{POS}}}(\pi_I \mid \mathbf{w}_{-I})}{p_{M_{\text{POS}}}(\pi_I \mid \mathbf{w}_{-I,J})}$$

where  $M_{\text{POS}}$  is the contextual embedding model  $M$  with a POS embedding network on top, and  $\pi_I$  is the POS tag of  $\mathbf{w}_I$  (the set of subtokens with indices in  $I$ , as in the definition of CPMI above).

To get the probability estimate for a multiple-subtoken word, we use a left-to-right chain rule decomposition. To get an estimate for a probability  $p(\mathbf{w})$  of a subtokenized word  $\mathbf{w} = w_0, w_1, \dots, w_n$  (that is, a joint probability, which we cannot get straight from a language model), we use a left-to-right chain rule decomposition of conditional probability estimates within the word:

$$p(\mathbf{w}) = p(w_0) \cdot p(w_1 \mid w_0) \cdots p(w_n \mid w_{0:n-1})$$

This decomposition allows us to estimate conditional pointwise information between words made of multiple subtokens, at the expense of specifying a left-to-right order within those words.

#### A.1.2 Symmetrizing matrices

PMI is a symmetric function, but the estimated CPMI scores are not guaranteed to be symmetric, since nothing in the models’ training explicitly forces their probability estimates to respect the identity  $p(x|y)p(y) = p(y|x)p(x)$ . For this reason, we have a choice when assigning a score to a pair of words  $v, w$ , whether we use the model’s estimate of  $\text{CPMI}_M(v; w)$ , which compares the probability of  $v$  with conditioner  $w$  masked and unmasked, or of



$\text{CPMI}_M(w; v)$ . In our implementation of CPMI, we calculate scores in both directions, and use their sum, though experiments using one or the other, or the max led to similar overall results. Likewise for the Word2Vec PMI estimate, and the POS-CPMI estimates.

## A.2 Global word embedding control

We use Word2Vec (Mikolov et al., 2013) to obtain a non-conditional PMI measure as a control/baseline. Additionally, in contrast with the CPMI values extracted from contextual language models, this estimate does not take into account the positions of the words in a particular sentence, but will otherwise reflect global distributional information similarly to the contextualized models, and should therefore function as a control with which to compare the PMI estimates derived from the contextualized models.

Word2Vec maps a given word  $w_i$  in the vocabulary it to a ‘target’ embedding vector  $\mathbf{w}_i$ , as well as an ‘context’ embedding vector  $\mathbf{c}_i$  (used during training). As demonstrated by Levy and Goldberg (2014); Allen and Hospedales (2019), Word2Vec’s training objective is optimized when the inner product of the target and context embeddings equals the PMI, shifted by a global constant (determined by  $k$ , the number of negative samples):  $\mathbf{w}_i^\top \mathbf{c}_j = \text{pmi}(w_i; w_j) - \log k$ . This type of embedding model thus provides a non-contextual PMI estimator. A global shift will not change the resulting PMI-dependency trees, so we simply take  $\text{pmi}_{\text{w2v}}(w_i; w_j) := \mathbf{w}_i^\top \mathbf{c}_j$ , with embeddings calculated using a Word2Vec model trained on the same data as BERT.<sup>8</sup> Note: since we are ignoring the global shift of  $k$ , an absolute valued version of PMI estimate will not be meaningful, and for this reason we only use the Word2Vec PMI estimate without taking the absolute value.

## A.3 LtoR-CPMI for one-directional models

Our CPMI measure as defined above requires a bidirectional model (to calculate probabilities of words given their context, both preceding and following). The LSTM models we test in this study are L-to-R, so we define a slightly modified version of CPMI, which we will call here LtoR-CPMI, to use with such unidirectional language models.

<sup>8</sup>We use the implementation in *Gensim* (Řehůřek and Sojka, 2010), trained on BookCorpus and English Wikipedia, and use a global average vector for out-of-vocabulary words.

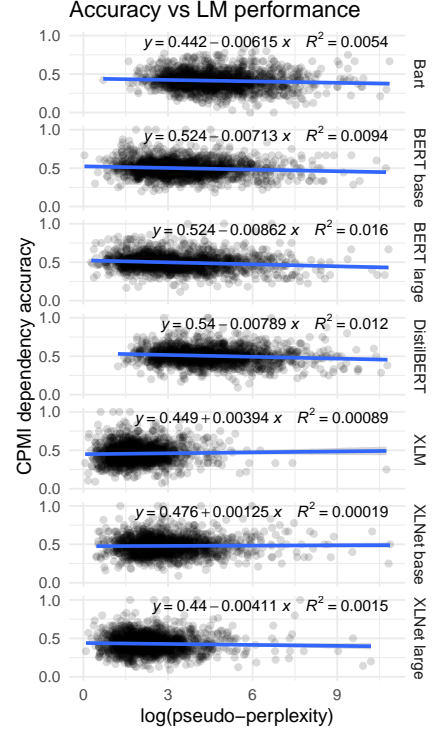


Figure 8: Per-sentence accuracy (UAS) against log pseudo-perplexity. Accuracy is not tied to the confidence of the language model on a given sentence, for any of the models (there is a slight tendency to have higher accuracy on sentences of lower perplexity, but the effect size is negligible, and correlation is very low).

Formally, this is

$$\text{CPMI}_{\text{LtoR}}(\mathbf{w}_I; \mathbf{w}_J \mid \mathbf{w}_{0:J-1, J+1:I-1}) = \log \frac{p(\mathbf{w}_I \mid \mathbf{w}_{0:I-1})}{p(\mathbf{w}_I \mid \mathbf{w}_{0:J-1, J+1:I-1})},$$

where  $\mathbf{w}_{0:J-1, J+1:I-1}$  is the sentence up to  $\mathbf{w}_I$ , without  $\mathbf{w}_J$ .

## A.4 Additional analyses of CPMI dependencies

### A.4.1 Accuracy versus perplexity

Here we investigate the correlation between language model performance and CPMI-dependency accuracy. If models confidence in predicting were tied to accuracy, it would be hard to argue that the relatively low accuracy score we see was due to the lack of connection between syntactic dependency and statistical dependency, rather than to the models’ struggling to recover such a structure. Here we measure model confidence by obtaining a perplexity score for each sentence, calculated as the negative mean of the pseudo log-likelihood, that is,

	BERT-base	DistilBERT	XLNet-base	XLM	XLNet-large	Bart	Word2Vec	random
BERT-large	0.51	0.45	0.4	0.37	0.33	0.33	0.11	0.07
BERT-base		0.46	0.4	0.37	0.33	0.31	0.1	0.07
DistilBERT			0.37	0.33	0.3	0.31	0.1	0.07
XLNet-base				0.33	0.36	0.28	0.1	0.07
XLM					0.32	0.25	0.1	0.07
XLNet-large						0.25	0.1	0.07
Bart							0.11	0.07
Word2Vec								0.07

Figure 9: Similarity of models’ predictions, by wordpair, reported as Jaccard index, the intersection of the two models’ sets of dependency edges divided their union. The contextual embedding models are more similar to each other than to the noncontextual word embedding model, Word2Vec, which has similarity with the contextualized models closer to random.

for a sentence  $\mathbf{w}$  of length  $n$ ,

$$\text{pseudo PPL}(\mathbf{w}) = \exp \left[ -\frac{1}{n} \sum_{I=1}^n \log p(\mathbf{w}_I | \mathbf{w}_{-I}) \right]$$

Figure 8 shows that accuracy is not correlated with sentence-level perplexity for any of the models (fitting a linear regression,  $R^2 < 0.02$  for each model). That is, the accuracy of CPMI-dependency structures is roughly the same on the sentences which the model predicts confidently (lower perplexity) as on the sentences which it predicts less confidently (higher perplexity).

#### A.4.2 Similarity between models

Figure 9 shows the similarity of the CPMI dependency structures extracted from the different contextual embedding models. We measure similarity of dependency structures with the Jaccard index for the sets of the predicted edges by two models. Jaccard index measures similarity of two sets  $A, B$  and is defined as  $J(A, B) = |A \cap B| / |A \cup B|$ . The contextualized models agree with each other on around 30–50% of the edges, while they only agree with the noncontextualized word embedding model at rates near random.

#### A.4.3 Accuracy of CPMI dependencies during training

To investigate the accuracy of CPMI dependencies during training, we trained an implementation

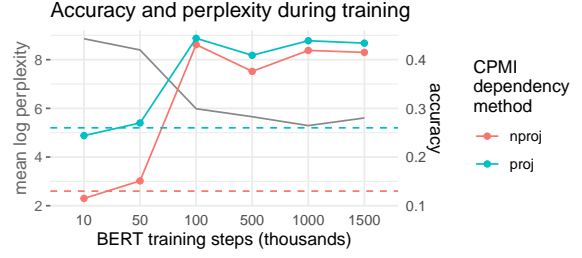


Figure 10: Training checkpoints for BERT-base uncased. After about 100k training steps, when the perplexity (gray) has plateaued, so has the accuracy of extracted CPMI structures. Further training does not increase accuracy.

of BERT (base uncased) from scratch. Figure 10 shows the average perplexity of this model, along with the sentence-wise average accuracy of CPMI structures at selected checkpoints during training. After about one hundred thousand training steps, the model has reached a plateau in terms of performance (perplexity stops decreasing), and we see that the accuracy also stops increasing.

## B Equivalence of max pmi and max conditional probability objectives

Mareček (2012) describes the equivalence of optimizing for trees with maximum conditional probability of dependents given heads and optimizing for the maximum PMI between dependents and heads. This equivalence relies on an assumption that the marginal probability of words is independent of the parse tree.

For a corpus  $C$ , a dependency structure  $t$  can be described as a function which maps the index of a word to the index of its head. If net mutual information between dependents and heads according to dependency structure  $t$  is  $\text{pmi}(t) := \sum_i \text{pmi}(w_i; w_{t(i)})$ , and the log conditional probability of dependents given heads is  $\ell_{\text{cond}}(t) := \prod_{w \in s} p(w_i | w_{t(i)})$ , the optimum is the same:

$$\arg \max_t \text{pmi}(t) \quad (1)$$

$$= \arg \max_t \log \prod_{i=1}^{|C|} \frac{p(w_i, w_{t(i)})}{p(w_i)p(w_{t(i)})} \quad (2)$$

$$= \arg \max_t \log \prod_{i=1}^{|C|} \frac{p(w_i, w_{t(i)})}{p(w_{t(i)})} \quad (3)$$

$$= \arg \max_t \ell_{\text{cond}}(t) \quad (4)$$

The step taken in (3) follows only under the as-

sumption that the marginal probability of dependent words is independent of the structure  $t$ . That is, that “probabilities of the dependent words . . . are the same for all possible trees corresponding to a given sentence” (Mareček, 2012, §5.1.2). This may be stipulated as an assumption in a probabilistic model.

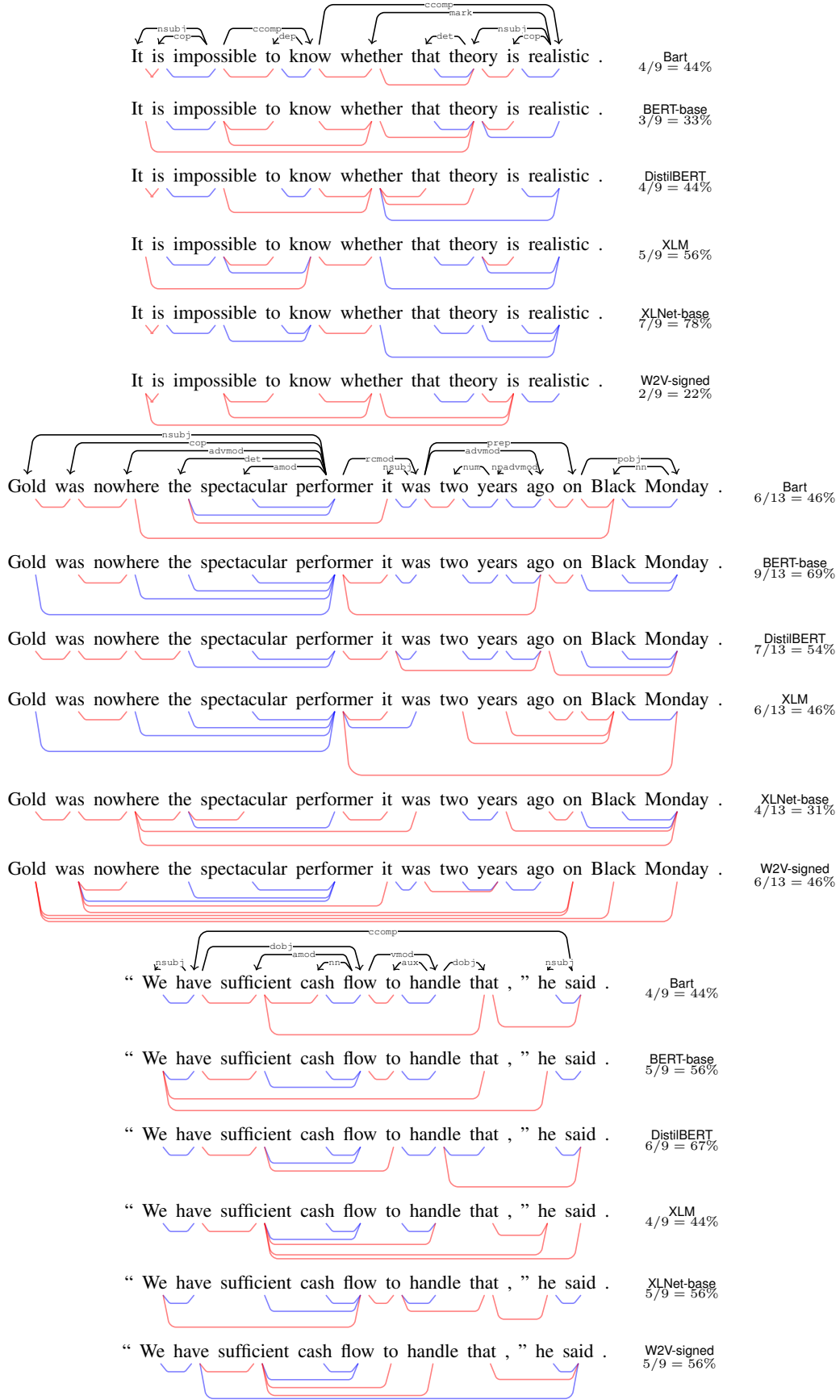


Figure 11: Additional examples of projective parses from Bart, BERT, DistilBERT, XLM, XLNet, and the noncontextual baseline W2V. Gold dependency parse above in black, CPMI-dependencies below, blue where they agree with gold dependencies, and red when they do not. Accuracy scores (UUAS) are given for each sentence.



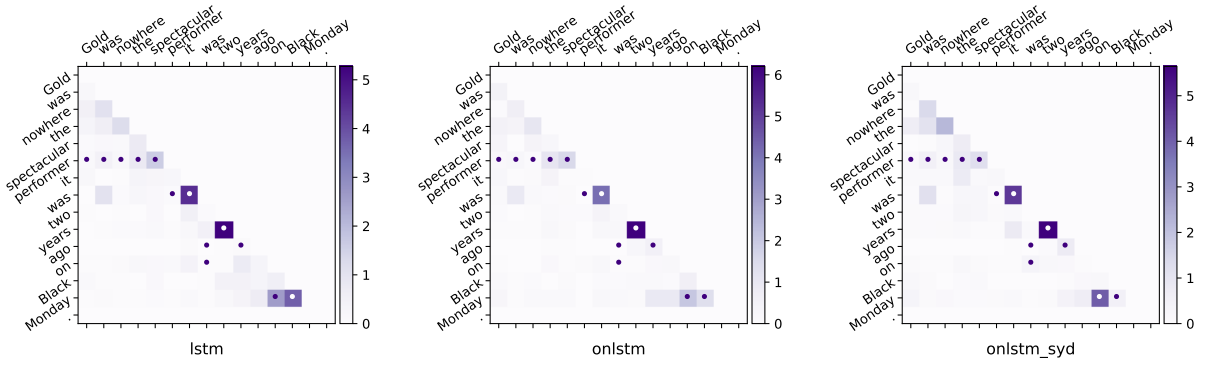


Figure 12: CPMI matrices for ONLSTM and ONLSTM-SYD, with vanilla LSTM baseline. Gold edges are marked with a dot. Compare with dependency structures in Figure 13

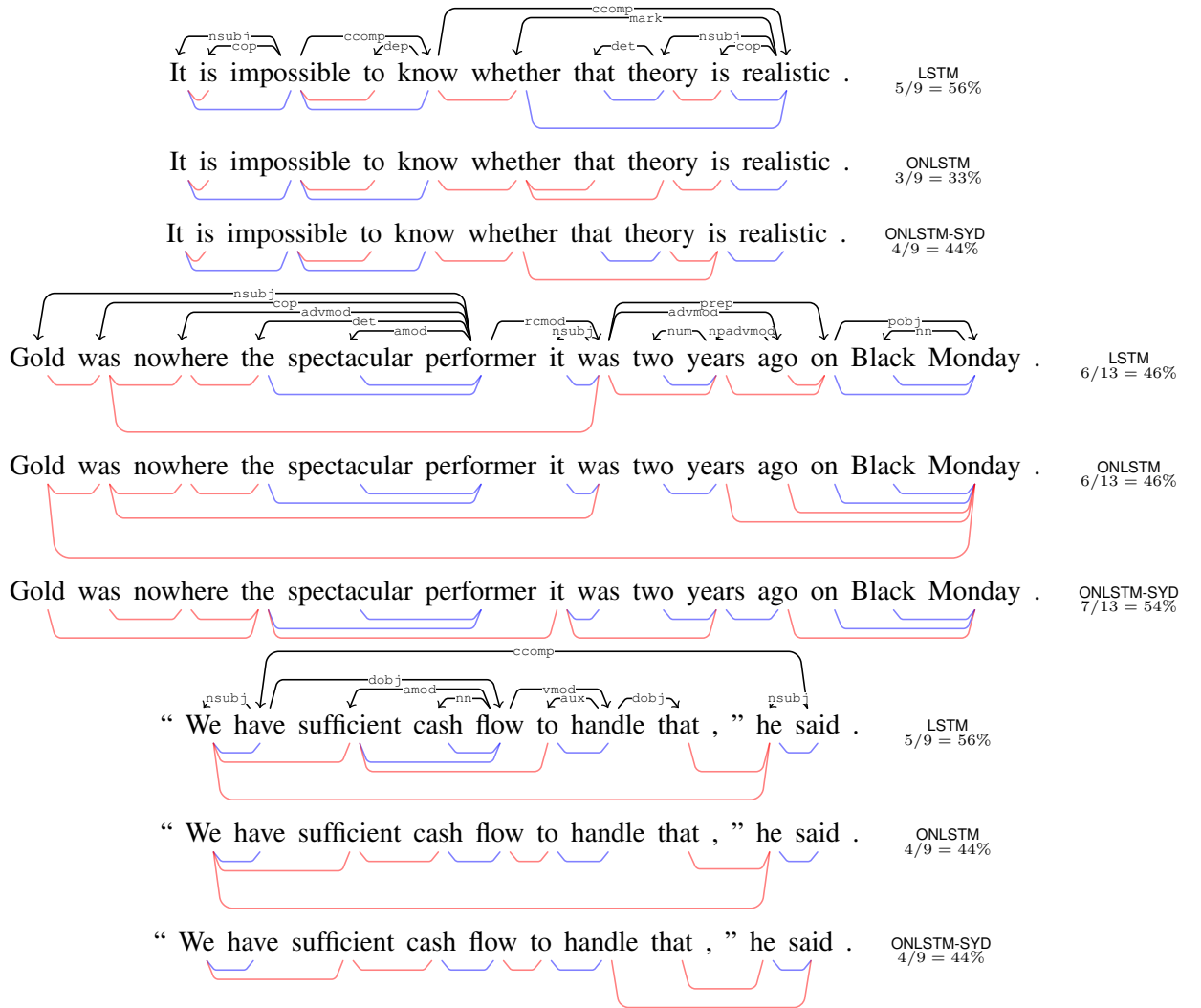


Figure 13: Projective parses from the LSTM baseline and the ONSLTM and syntactic (ONSLTM-SYD) models for three example sentences. Matrices for the second sentence are in Figure 12.