

Monotonicity Marking from Universal Dependency Trees

Zeming Chen Qiyue Gao

Department of Computer Science and Software Engineering,
Rose-Hulman Institute of Technology

chenz16@rose-hulman.edu, gaoq@rose-hulman.edu

Abstract

Dependency parsing is a tool widely used in the field of Natural Language Processing and computational linguistics. However, there is hardly any work that connects dependency parsing to monotonicity, which is an essential part of logic and linguistic semantics. In this paper, we present a system that automatically annotates monotonicity information based on Universal Dependency parse trees. Our system utilizes surface-level monotonicity facts about quantifiers, lexical items, and token-level polarity information. We compared our system's performance with existing systems in the literature, including NatLog and ccg2mono, on a small evaluation dataset. Results show that our system outperforms NatLog and ccg2mono.

1 Introduction

The number of computational approaches for Natural Language Inference (NLI) has rapidly grown in recent years. Most of the approaches can be categorized as (1) Systems that translate sentences into first-order logic expressions and then apply theorem proving (Pelletier, 2006). (2) Systems that use blackbox neural network approaches to learn the inference (Devlin et al., 2019; Liu et al., 2019). (3) Systems that apply natural logic as a tool to make inferences (MacCartney and Manning, 2009; Hu et al., 2020; Angeli et al., 2016; Abzianidze, 2017). Compared to neural network approaches, systems that apply natural logic are more robust, formally more precise, and more explainable. Several systems contributed to the third category (MacCartney and Manning, 2009; Hu et al., 2020; Angeli et al., 2016) to solve the NLI task using monotonicity reasoning, a type of logical inference that is based on word replacement. Below is an example of monotonicity reasoning:

1. (a) All students↓ carry a MacBook↑.

(b) All students carry a laptop.

(c) All new students carry a MacBook.

2. (a) Not All new students↑ carry a laptop.

(b) Not All students carry a laptop.

As the example shows, the word replacement is based on the polarity mark (arrow) on each word. A monotone polarity (↑) allows an inference from (1a) to (1b), where a more general concept *laptop* replaces the more specific concept *MacBook*. An antitone polarity (↓) allows an inference from (1a) to (1c), where a more specific concept *new students* replaces the more general concept *students*. The direction of the polarity marks can be reversed by adding a downward entailment operator like *Not* which allows an inference from (2a) to (2b). Thus, successful word placement relies on accurate polarity marks. To obtain the polarity mark for each word, an automatic polarity marking system is required to annotate a sentence by placing polarity mark on each word. This is formally called the polarization process. Polarity markings support monotonicity reasoning, and thus are used by systems for Natural Language Inference and data augmentations for language models. (MacCartney and Manning, 2009; Hu et al., 2020; Angeli et al., 2016).

In this paper, we introduce a novel automatic polarity marking system that annotates monotonicity information by applying a polarity algorithm on a universal dependency parse tree. Our system is inspired by ccg2mono, an automatic polarity marking system (Hu and Moss, 2018) used by Hu et al. (2020). In contrast to ccg2mono, which derives monotonicity information from CCG (Lewis and Steedman, 2014) parse trees, our system's polarization algorithm derives monotonicity information using Universal Dependency (Nivre et al., 2016) parse trees. There are several advantages of using

UD parsing for polarity marking rather than CCG parsing. First, UD parsing is more accurate since the amount of training data for UD parsing is larger than those of CCG parsing. The high accuracy of UD parsing should lead to more accurate polarity annotation. Second, UD parsing works for more types of text, even informal text like Twitter tweets. Furthermore, UD parsing supports more languages than CCG parsing, which makes it possible for our system to support multilingual polarity marking. Overall, our system opens up a new framework for performing inference, semantics, and automated reasoning over UD representations. We will introduce the polarization algorithm’s general steps, a set of rules we used to mark polarity on dependency parse trees, and comparisons between our system and some existing polarity marking tools, including NatLog (MacCartney and Manning, 2009; Angeli et al., 2016) and ccg2mono. Our evaluation focuses on a small dataset used to evaluate ccg2mono (Hu and Moss, 2020). Our system outperforms NatLog and ccg2mono. In particular, our system achieves the highest annotation accuracy on both the token level and the sentence level.

2 Related Work

Universal Dependencies (UD) (Nivre et al., 2016) was first designed to handle language tasks for many different languages. The syntactic annotation in UD mostly relies on dependency relations. Words enter into dependency relations, and that is what UD tries to capture. There are 40 grammatical dependency relations between words, such as nominal subject (**nsubj**), relative clause modifier (**acl:relcl**), and determiner (**det**). A dependency relation connects a headword to a modifier. For example, in the dependency parse tree for *All dogs eat food* (figure 1), the dependency relation **nsubj** connects the modifier *dogs* and the headword *eat*. The system presented in this paper utilizes Universal Dependencies to obtain a dependency parse tree from a sentence. We will explain the details of the parsing process in the implementation section.

There are two relevant systems of prior work: (1) The NatLog (MacCartney and Manning, 2009; Angeli et al., 2016) system included in the Stanford CoreNLP library (Manning et al., 2014); (2) The ccg2mono system (Hu and Moss, 2018). The NatLog system is a natural language inference system, a part of the Stanford CoreNLP Library. NatLog marks polarity to each sentence by applying

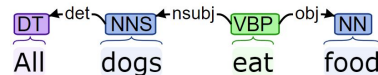


Figure 1: A dependency parse tree for "All dogs eat food."

a pattern-based polarization algorithm to the dependency parse tree generated by the Stanford dependency parser. A list of downward-monotone and non-monotone expressions are defined along with an arity and a Tregex pattern for the system to identify if an expression occurred.

The ccg2mono system is a polarity marking tool that annotates a sentence by polarizing a CCG parse tree. The polarization algorithm of ccg2mono is based on van Benthem (1986)’s work and Moss (2012)’s continuation on the soundness of internalized polarity marking. The system uses a marked/order-enriched lexicon and can handle application rules, type-raising, and composition in CCG. The main polarization contains two steps: mark and polarize. For the mark step, the system puts markings on each node in the parse tree from leaf to root. For the polarize step, the system generates polarities to each node from root to leaf. Compare to NatLog, an advantage of ccg2mono is that it polarizes on both the word-level and the constituent level.

3 Universal Dependency to Polarity

3.1 Overview

Our system’s polarization algorithm contains three steps: (1) Universal Dependency Parsing, which transforms a sentence to a UD parse tree, (2) Binarization, which converts a UD parse tree to a binary UD parse tree, and (3) Polarization, which places polarity marks on each node in a binary UD parse tree.

3.2 Binarization

To preprocess the dependency parse graph, we designed a binarization algorithm that can map each dependency tree to an s-expression (Reddy et al., 2016). Formally, an s-expression has the form (exp1 exp2 exp3), where exp1 is a dependency label, and both exp2 and exp3 are either (1) a word such as *eat*; or (2) an s-expression such as (**det** *all dogs*). The process of mapping a dependency tree to an s-expression is called binarization. Our system represents an s-expression as a binary tree. A binary tree has a root node, a left child node, and

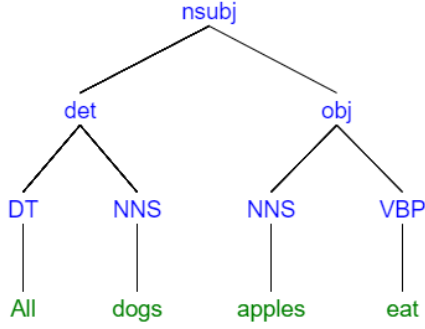


Figure 2: A binarized dependency parse tree for "All dogs eat apples."

a right child node. In representing an s-expression, the root node can either be a single word or a dependency label. Both the left and the right child nodes can either be a sub-binary-tree, or null. The system always puts the modifiers on the left and the headwords on the right. For example, the sentence *All dogs eat food* has an s-expression

(**nsubj** (**det** *All dogs*) (**obj** *eat apples*))

and can be shown as a binary tree in figure 2, where the dependency label **det** will be the root node, the modifier *all* will be the left child, and the headword *dogs* will be the right child.

Our binarization algorithm employs a dependency relation hierarchy to impose a strict traversal order from the root relation to each leaf word. The hierarchy allows for an ordering on the different modifier words. For example, in the binary dependency parse tree (**nsubj** (**det** *All dogs*) (**obj** *eat*

relation	level-id	relation	level-id
conj-sent	0	obl:tmod	50
advcl-sent	1	obl:npm	50
advmod-sent	2	cop	50
case	10	det	55
mark	10	det:predet	55
expl	10	acl	60
discourse	10	acl:relel	60
nsubj	20	appos	60
csubj	20	conj	60
nsubj:pass	20	conj-np	60
conj-vp	25	conj-adj	60
ccomp	30	obj	60
advcl	30	iobj	60
advmod	30	cc	70
nmod	30	amod	75
nmod:tmod	30	nummod	75
nmod:npm	30	compound	80
nmod:poss	30	compound:prt	80
xcomp	40	fixed	80
aux	40	conj-n	90
aux:pass	40	conj-vb	90
obl	50	flat	100

Table 1: Universal Dependency relation hierarchy. The smaller a relation's level-id is, the higher that relation is in the hierarchy.

apples)), the nominal subject (**nsubj**) goes above the determiner (**det**) in the tree because **det** is lower than **nsubj** in the hierarchy. We originally used the binarization hierarchy from Reddy et al. (2016)'s work, and later extended it with additional dependency relations such as oblique nominal (**obl**) and expletive (**expl**). Table 1 shows the complete hierarchy where the level-id indicates a relation's level in the hierarchy. The smaller a relation's level-id is, the higher that relation is in the hierarchy.

Algorithm 1 Binarization

```

1: function BINARIZATION(tree):
2:   function COMPOSE(parent):
3:     children = getChildren(parent)
4:     sorted = sortByPriority(children)
5:     if children.length = 0 then
6:       binTree.val = parent
7:       return binTree
8:     else
9:       top = children.first
10:      removeFromTree(top)
11:      binTree.val = relate(top, parent)
12:      binTree.left = compose(top)
13:      binTree.right = compose(parent)
14:      return binTree
15:     end if
16:   end function
17:   root = getRootNode(tree)
18:   return compose(root)
19: end function
20:

```

3.3 Polarization

The polarization algorithm places polarities on each node of a UD parse tree based on a lexicon of polarization rules for each dependency relation and some special words. Our polarization algorithm is similar to the algorithms surveyed in Lavalle-Martínez et al. (2018)'s paper. Like the algorithm of Sánchez (Sanchez, 1991), our algorithm computes polarity from leaves to root. One difference our algorithm has is that sometimes, the algorithm computes polarity following a left-to-right inorder traversal (left → root → right) or a right-to-left inorder traversal (right → root → left). In our algorithm, each node's polarity depends both on its parent node and its sibling node (left side or right side), which is different from algorithms in Lavalle-Martínez et al. (2018)'s paper. Our algorithm is deterministic, and thus never fails.

Input A binarized UD parse tree B and a set of polarization rules

Output The algorithm outputs a polarized UD parse tree B^* such that (1) each node is marked

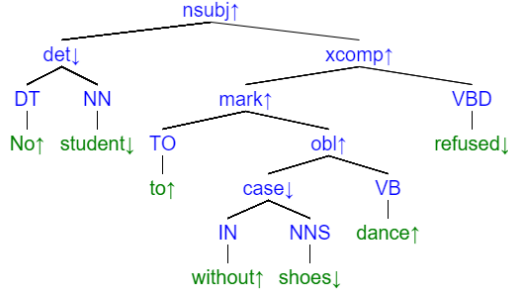


Figure 3: Visualization of a polarized binary dependency parse tree for a triple negation sentence *No student refused to dance without shoes.*

with a polarity of either monotone (\uparrow), antitone (\downarrow), or no monotonicity information ($=$), (2) both B and B^* should have the same universal dependency structure except the polarity marks.

General Steps The general steps of the polarization start from the root node of the binary parse tree. The system will get the corresponding polarization rule of the root node’s dependency relation from the lexicon. In each polarization rule, the system conducts polarization according to the rule and then continues the above steps recursively down the left sub-tree and the right sub-tree. When the recursion reaches a leaf node, which is an individual word in a sentence, a set of word-based polarization rules will be retrieved from the lexicon, and the system polarizes the nodes according to the rule corresponding to a particular word. More details about word-based polarization rules will be covered in section 3.4.2, Polarity Generation. Figure 3 shows a visualization of the binary dependency parse tree after polarization completes.

3.4 Polarization Rules

Our polarization algorithm contains both a set of default rules and a set of monotonicity generation rules. The default rules are divided into two categories: **negation**, and **equalization**. The generation rules will generate three types of monotonicity: monotone (\uparrow), antitone (\downarrow), and no monotonicity information ($=$) either by initialization or based on the words. These default rules and generation rules are combined together to make up the lexicon for polarization rules corresponding to each dependency relation.

3.4.1 Default Rules and Polarity Generation

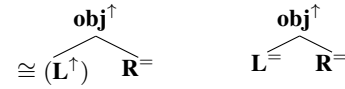
Negation and Equalization The negation rule and the equalization rule are used by several core

dependency relations such as **nmod**, **obj**, and **acl:recl**. Both negation and equalization have two ways of application: backward or top-down. A backward negation rule is triggered by a downward polarity (\downarrow) on the right node of the tree (marked below as R), flipping every node’s polarity under the left node (marked below as L). Similarly, a backward equalization rule is triggered by a no monotonicity information polarity ($=$) on the tree’s right node, and it marks every node under the left node as $=$. Examples for trees before and after applying a backward and forward negation and equalization are shown as follows:

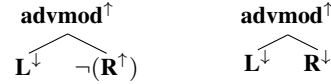
- Backward Negation:



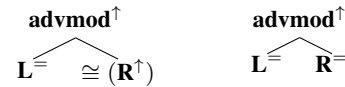
- Backward Equalization:



- Forward Negation:

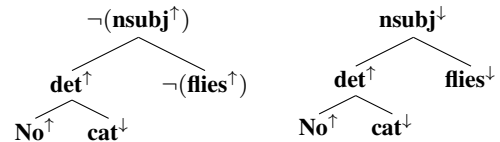


- Forward Equalization:



where \neg means negation and \cong means equalization.

A top-down negation is used by the polarization rule like determiner (**det**) and adverbial modifier (**advmod**). It starts at the parent node of the current tree, and flips the arrow on each node under that parent node excluding the current tree. This top-down negation is used by **det**, **case**, and **advmod** when a negation operators like *no*, *not*, or *at-most* appears. Below is an example of a tree before and after applying the top-down negation:



3.4.2 Polarity Generation

The polarity is generated either by initialization or by words. Initialization is applied when a tree has an empty polarity, in which case the system will initialize that tree as monotone (\uparrow). During the polarization, the polarity can change based on a particular word that can promote the polarity governing the part of the sentence to which it belongs.

These words include quantifiers and verbs. For the monotonicity from quantifiers, we follow the monotonicity profiles listed in the work done by [Icard III and Moss \(2014\)](#) on monotonicity, which built on ([van Benthem, 1986](#))’s paper. Additionally, to extend to more quantifiers, we observed polarization results generated by `ccg2mono`. Overall, we categorized the quantifiers as follows:

- Universal Type

Every $\downarrow \uparrow$ Each $\downarrow \uparrow$ All $\downarrow \uparrow$

- Negation Type

No $\downarrow \downarrow$ Less than $\downarrow \downarrow$ At most $\downarrow \downarrow$

- Exact Type

Exactly = The = This =

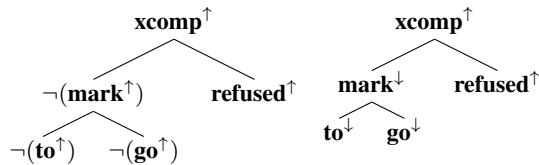
- Existential Type

Some $\uparrow \uparrow$ Several $\uparrow \uparrow$ A, An $\uparrow \uparrow$

- Other Type

Most = \uparrow Many = \uparrow

For verbs, there are upward entailment operators and downward entailment operators. Verbs that are downward entailment operators, such as *refuse*, promote an antitone polarity, which will negate its dependents. For example, for the phrase *refused to dance*, *refused* will promote an antitone polarity, which negates *to dance*:



In addition to quantifiers and verbs, some other words also change the monotonicity of a sentence. For example, words like *not*, *none*, and *nobody* promote an antitone polarity. Our system also handles material implications with the form *if x then y*. Based on [Moss \(2012\)](#), the word *if* promotes an antitone polarity in the antecedent and positive polarity in the consequent. For background on monotonicity and semantics, see van Benthem ([van Benthem, 1986](#)), Keenan and Faltz ([Keenan and Faltz, 1984](#)), and also Lauri Karttunen ([Karttunen, 2012](#)).

3.4.3 Dependency Relation Rules

Each dependency relation has a corresponding polarization rule. All the rules start with initializing every node as upward monotone polarity (\uparrow) to avoid null pointer exceptions. Alternatively, if the root node has a polarity marked, each child node will inherit the root node’s polarity. Each rule’s core part is a combination of the default rules and monotonicity generation rules. In this section, we will briefly show two major types of dependency relation rules in the polarization algorithm.

Relative Clause Modifier For the relative clause modifier relation (**acl:relcl**), the relative clause depends on the noun it modifies. First, the polarization will first be performed on both the left and right nodes, and then, depending on the polarity of the right node, a negation or an equalization rule will be applied. The algorithm first applies a top-down inheritance if the root already has its polarity marked; otherwise, it initializes the left and right nodes as monotone. The algorithm polarizes both the left and right nodes. Next, the algorithm checks the right node’s polarity. If the right node is marked as antitone, a backward negation is applied. Alternatively, if the right node is marked as no monotonicity information, a backward equalization is applied. During the experiments, we noticed that if the root node is marked antitone, and the left node inherits that, a negation later will cause a double negation, producing incorrect polarity marks. To avoid this double negation, we exclude the left node from the top-down inheritance rule by initializing the left node directly with a monotone mark. The rule for **acl:relcl** also applies to the adverbial clause modifier (**advcl**) and the clausal modifier of noun (**acl**). An overview of the algorithm is shown in Algorithm 2.

Algorithm 2 Polarize-Acl:Relcl

```

1: function POLARIZE-ACL:RELCL(tree)
2:   if tree.mark != NULL then
3:     tree.right.mark = tree.mark
4:   else
5:     tree.right.mark =  $\uparrow$ 
6:   end if
7:   tree.left.mark =  $\uparrow$ 
8:   polarize(tree.right)
9:   polarize(tree.left)
10:  if tree.right.mark ==  $\downarrow$  then
11:    negation(tree.left)
12:  else if tree.right.mark == = then
13:    equalization(tree.left)
14:  end if
15: end function

```

Determiner For the determiner relation (**det**), each different determiner can assign a new monotonicity to the noun it modifies. First, the algorithm performs a top-down inheritance on the left node if the root already has polarity marked. Next, the algorithm assigns the polarity for the noun depending on the determiner’s type. For example, if the determiner is a universal quantifier, an antitone polarity is assigned to the right node. For negation quantifiers like *no*, its second argument also receives an antitone polarity. Thus, a top-down negation is applied at the determiner relation tree’s parent. An overview of the algorithm is shown in Algorithm 3.

Algorithm 3 Polarize-Det

```

1: function POLARIZE-DET(tree)
2:   det_type = detType(tree.left)
3:   if tree.mark != NULL then
4:     tree.left.mark = tree.mark
5:   else
6:     tree.left.mark = ↑
7:   end if
8:   tree.right.mark = detMark[det_type]
9:   polarize(tree.right)
10:  if det_type == negation then
11:    negate(tree.parent)
12:  end if
13: end function

```

4 Comparison to Existing Systems

We conducted several preliminary comparisons to two existing systems. First, we compared to NatLog’s monotonicity annotator. Natlog’s annotator also uses dependency parsing. The polarization algorithm does pattern-based matching for finding occurrences of downward monotonicity information, and the algorithm only polarizes on word-level. In contrast, our system uses a tree-based polarization algorithm that polarizes both on word-level polarities and constituent level polarities.

According to the comparison on a list of sentences, NatLog’s annotator does not perform as well as our system. For example, for a phrase *the rabbit*, *rabbit* should have a polarity with no monotonicity information (=). However, NatLog marks *rabbit* as a monotone polarity (↑). NatLog also incorrectly polarizes sentences containing multiple negations. For example, for a triple negation sentence, *No newspapers did not report no bad news*, NatLog gives: *No*[↑] *newspapers*[↓] *did*[↓] *not*[↓] *report*[↑] *no*[↑] *bad*[↑] *news*[↑]. This result has incorrect polarity marks on multiple words, where *report*, *bad*, *news* should be ↓, and *no* should be ↑. Both of the

scenarios above can be handled correctly by our system.

Comparing to ccg2mono, our algorithm shares some similarities to its polarization algorithm. Both of the systems polarize on a tree structure and rely on a lexicon of rules, and they both polarize on the word-level and the constituent level. One difference is that ccg2mono’s algorithm contains two steps, the first step puts markings on each node, and the second step puts polarities on each node. Our system does not require the step of adding markings and only contains the step of adding polarities on each node.

Our system has multiple advantages over ccg2mono. For parsing, our system uses UD parsing, which is more accurate than CCG parsing used by ccg2mono due to a large amount of training data. Also, our system covers more types of text than ccg2mono because UD parsing works for a variety of text genres such as web texts, emails, reviews, and even informal texts like Twitter tweets. (Silveira et al., 2014; Zeldes, 2017; Liu et al., 2018). Our system can also work for more languages than ccg2mono since UD parsing supports more languages than CCG parsing.

For results, our system delivers more accurate polarization than ccg2mono. Many times the CCG parser makes mistakes and leads to polarization mistakes later on. For example, in the annotation *The[↓] market[↓] is[↓] not[↓] impossible[↓] to[↓] navigate[↓]*, ccg2mono incorrectly marks every word as ↓. Our system, on the other hand, uses UD parsing which has higher parsing accuracy than CCG parsing, and thus leads to fewer polarization mistakes compared to ccg2mono. For the expression above, our system correctly polarizes it as *The[↑] market⁼ is[↑] not[↑] impossible[↓] to[↑] navigate[↑]*.

Our system also handles multi-word quantifiers better than ccg2mono. For example, for a multi-word quantifier expression like *all of the dogs*, ccg2mono mistakenly marks *dogs* as =. Our system, however, can correctly mark the expression: *all[↑] of[↑] the[↑] dogs[↓]*.

Moreover, the core of ccg2mono does not include aspects of verbal semantics of downward-entailing operators like *forgot* and *regret* (Moss and Hu, 2020). For example ccg2mono’s polarization for *Every[↑] member[↓] forgot[↑] to[↑] attend[↑] the[↑] meeting⁼* is not correct because it fails to flip the polarity of *to attend the*. In contrast, our system produces a correct result: *Every[↑] member[↓] forgot[↑]*

sentence	type
More [↑] dogs [↑] than [↑] cats [↓] sit ⁼	comparative
Less [↑] than [↑] 5 [↑] people [↓] ran [↓]	less-than
A [↑] dog [↑] who [↑] ate [↑] two ⁼ rotten [↑] biscuits [↑] was [↑] sick [↑] for [↑] three [↓] days [↓]	number
Every [↑] dog [↓] who [↓] likes [↓] most [↓] cats ⁼ was [↑] chased [↑] by [↑] at [↑] least [↑] two [↓] of [↑] them [↑]	every:most:at-least
Even [↑] if [↑] you [↓] are [↓] addicted [↓] to [↓] cigarettes [↓] you [↑] can [↑] smoke [↑] two [↓] a [↑] day [↑]	conditional:number

Table 2: Example sentences in Hu and Moss (2020)’s evaluation dataset

to[↓] attend[↓] the[↓] meeting⁼.

All three systems have difficulty polarizing sentences containing numbers. A scalar number **n**’s monotonicity information is hard to determine because it can have different contexts including *at least n*, *at most n*, *exactly n*, and *around n*. These contexts are syntactically hard to identify for a dependency parser or a CCG parser and would require pragmatics and some background knowledge.

5 Evaluation

Dataset We obtained the small evaluation dataset used in the evaluation of ccg2mono (Hu and Moss, 2020) from its authors. The dataset contains 56 hand-crafted English sentences, each with manually annotated monotonicity information. The sentences cover a wide range of linguistic phenomena such as quantifiers, conditionals, conjunctions, and disjunctions. The dataset also contains hard sentences involving scalar numbers. Some example sentences from the dataset are shown in Table 2.

Dependency Parser In order to obtain a universal dependency parse tree from a sentence, we utilize a parser from Stanza (Qi et al., 2020), a Python natural language analysis package made by Stanford. The neural pipeline in Stanza allow us to use pretrained neural parsing models to generate universal dependency parse trees. To achieve optimal performance, we trained two neural parsing models: one parsing model trained on Universal Dependencies English Web Treebank (Silveira et al., 2014) and another one trained on Universal Dependency English GUM corpus (Zeldes, 2017). Both pretrained parsing models achieved 90.0 LAS (Zeman et al., 2018) evaluation score on the testing data.

Experiment Setup We evaluated the polarization accuracy on both the token level and the sentence level, in a similar fashion to the evaluation for part-of-speech tagging (Manning, 2011). For both levels of accuracy, we conducted one evaluation on all tokens (*acc(all-tokens)* in Table 3) and another

system	Token-level		
	NatLog	ccg2mono	ours
acc(all-tokens)	69.9	76.0	96.5
acc(key-tokens)	68.1	78.0	96.5
system	Sentence-level		
	NatLog	ccg2mono	ours
acc(all-tokens)	28.0	44.6	87.5
acc(key-tokens)	28.6	50.0	89.2

Table 3: This table shows the polarity annotation accuracy on the token level and the sentence level for three systems: NatLog, ccg2mono, and our system. The token level accuracy counts the number of correctly annotated tokens, and the sentence level accuracy counts the number of correctly annotated sentences. Two types of accuracy are used. For *acc(all-tokens)*, all tokens are evaluated. For *acc(key-tokens)*, only key tokens (content words + determiners + numbers) are evaluated.

one on key tokens including content words (nouns, verbs, adjectives, adverbs), determiners, and numbers (*acc(key-tokens)* in Table 3). The key tokens contain most of the useful monotonicity information for inference. In token-level evaluation, we counted the number of correctly annotated tokens for *acc(all-tokens)* or the number of correctly annotated key tokens for *acc(key-tokens)*. In sentence-level evaluation, we counted the number of correct sentences. A correct sentence has all tokens correctly annotated for *acc(all-tokens)* or all key tokens correctly annotated for *acc(key-tokens)*. We also evaluated our system’s robustness on the token level. We followed the robustness metric for evaluating multi-class classification tasks, which uses precision, recall, and F1 score to measure a system’s robustness. We calculated these three metrics for each polarity label: monotone(↑), antitone(↓), and None or no monotonicity information(=). The robustness evaluation is also done both on all tokens and on key tokens.

6 Results

Table 3 shows the performance of our system, compared with NatLog and ccg2mono. Our evaluation process is the same as Hu and Moss (2020). From Table 3, we first observe that our system consis-

	All Tokens								
system	NatLog			ccg2mono			ours		
Polarity	Monotone	Antitone	None	Monotone	Antitone	None	Monotone	Antitone	None
precision	71.4	43.5	70.7	86.0	75.6	58.0	97.6	96.5	91.7
recall	87.3	15.9	63.9	77.8	78.3	74.6	97.2	89.4	87.3
F1-score	78.6	23.3	67.1	81.7	76.9	65.3	97.4	97.6	89.4
	Key Tokens								
system	NatLog			ccg2mono			ours		
Polarity	Monotone	Antitone	None	Monotone	Antitone	None	Monotone	Antitone	None
precision	68.7	70.9	42.1	85.2	78.7	62.7	96.9	96.4	94.2
recall	88.6	61.5	14.0	80.3	79.3	73.7	97.9	98.5	86.0
F1-score	77.4	65.9	21.1	82.7	79.0	67.7	97.4	97.4	89.9

Table 4: Token level robustness comparison between NatLog, ccg2mono, and our system. The robustness score is evaluated both on all tokens and on key tokens (content words + determiners + numbers). For each of the three polarities: monotone(\uparrow), antitone(\downarrow), and None or no monotonicity information($=$), the relative precision, recall and F1 score are calculated.

tently outperforms ccg2mono and NatLog on both the token level and the sentence level. For accuracy on the token level, our system has the highest accuracy for the evaluation on all tokens (96.5) and the highest accuracy for the evaluation on key tokens (96.5). Our system’s accuracy on key tokens is higher than the accuracy on all tokens, which demonstrates our system’s good performance on polarity annotation for tokens that are more significant to monotonicity inference. For accuracy on the sentence level, our system again has the highest accuracy for the evaluation on all tokens (87.5) and the highest accuracy for the evaluation on key tokens (89.2). Such results suggest that our system can achieve good performance on determining the monotonicity of the sentence constituents. Overall, the evaluation validates that our system has higher polarity annotation accuracy than existing systems. We compared our annotations to ccg2mono’s annotation and observed that of all the tokens in the 56 sentences, if ccg2Mono annotates it correctly, then our system also does so. This means, our system’s polarization covers more linguistic phenomena than ccg2mono. Table 4 shows the robustness score of our system and the two existing systems. Our system has much higher precision and recall on all three polarity labels than the other two systems. For the F1 score, our system again has the highest points over the other two systems. The consistent and high robustness scores show that our system’s performance is much more robust on the given dataset than existing systems.

7 Conclusion and Future Work

In this paper, we have demonstrated our system’s ability to automatically annotate monotonicity in-

formation (polarity) for a sentence by conducting polarization on a universal dependency parse tree. The system operates by first converting the parse tree to a binary parse tree and then marking polarity on each node according to a lexicon of polarization rules. The system produces accurate annotations on sentences involving many different linguistic phenomena such as quantifiers, double negation, relative clauses, and conditionals. Our system had better performance on polarity marking than existing systems including ccg2mono (Hu and Moss, 2018) and NatLog (MacCartney and Manning, 2009; Angeli et al., 2016). Additionally, by using UD parsing, our system offers many advantages. Our system supports a variety of text genres and can be applied to many languages. In general, this paper opens up a new framework for performing inference, semantics, and automated reasoning over UD representations.

For future work, an inference system can be made that utilizes the monotonicity information annotated by our system, which is similar to the MonaLog system (Hu et al., 2020). Several improvements can be made to the system to obtain more accurate annotations. One improvement would be to incorporate pragmatics to help determine the monotonicity of a scalar number.

References

- Lasha Abzianidze. 2017. [LangPro: Natural language theorem prover](#). In *Proceedings of the 2017 Conference on Empirical Methods in Natural Language Processing: System Demonstrations*, pages 115–120, Copenhagen, Denmark. Association for Computational Linguistics.
- Gabor Angeli, Neha Nayak, and Christopher D. Manning. 2016. [Combining natural logic and shallow](#)

- reasoning for question answering. In *Proceedings of the 54th Annual Meeting of the Association for Computational Linguistics (Volume 1: Long Papers)*, pages 442–452, Berlin, Germany. Association for Computational Linguistics.
- Johan van Benthem. 1986. *Essays in Logical Semantics*, volume 29 of *Studies in Linguistics and Philosophy*. D. Reidel Publishing Co., Dordrecht.
- Jacob Devlin, Ming-Wei Chang, Kenton Lee, and Kristina Toutanova. 2019. [BERT: Pre-training of deep bidirectional transformers for language understanding](#). In *Proceedings of the 2019 Conference of the North American Chapter of the Association for Computational Linguistics: Human Language Technologies, Volume 1 (Long and Short Papers)*, pages 4171–4186, Minneapolis, Minnesota. Association for Computational Linguistics.
- Hai Hu, Qi Chen, Kyle Richardson, Atreyee Mukherjee, Lawrence S Moss, and Sandra Kübler. 2020. MonaLog: a lightweight system for natural language inference based on monotonicity. In *Proceedings of the Society for Computation in Linguistics (SCiL) 2020*, pages 319–329.
- Hai Hu and Larry Moss. 2018. [Polarity computations in flexible categorial grammar](#). In *Proceedings of the Seventh Joint Conference on Lexical and Computational Semantics*, pages 124–129, New Orleans, Louisiana. Association for Computational Linguistics.
- Hai Hu and Lawrence S. Moss. 2020. [An automatic monotonicity annotation tool based on ccg trees](#). In *Second Tsinghua Interdisciplinary Workshop on Logic, Language, and Meaning: Monotonicity in Logic and Language*.
- Thomas F. Icard III and Lawrence S. Moss. 2014. [Recent progress on monotonicity](#). In *Linguistic Issues in Language Technology, Volume 9, 2014 - Perspectives on Semantic Representations for Textual Inference*. CSLI Publications.
- Lauri Karttunen. 2012. Simple and phrasal implicatives. In *Proceedings of the First Joint Conference on Lexical and Computational Semantics - Volume 1: Proceedings of the Main Conference and the Shared Task, and Volume 2: Proceedings of the Sixth International Workshop on Semantic Evaluation, SemEval '12*, page 124–131, USA. Association for Computational Linguistics.
- Edward L. Keenan and Leonard M. Faltz. 1984. *Boolean Semantics for Natural Language*. Springer.
- J. Laval-Martínez, M. Montes y Gómez, L. Pineda, Héctor Jiménez-Salazar, and Ismael Everardo Bárcenas Patiño. 2018. Equivalences among polarity algorithms. *Studia Logica*, 106:371–395.
- Mike Lewis and Mark Steedman. 2014. [A* CCG parsing with a supertag-factored model](#). In *Proceedings of the 2014 Conference on Empirical Methods in Natural Language Processing (EMNLP)*, pages 990–1000, Doha, Qatar. Association for Computational Linguistics.
- Wei Liu, Lei Li, Zuying Huang, and Yinan Liu. 2019. [Multi-lingual Wikipedia summarization and title generation on low resource corpus](#). In *Proceedings of the Workshop MultiLing 2019: Summarization Across Languages, Genres and Sources*, pages 17–25, Varna, Bulgaria. INCOMA Ltd.
- Yijia Liu, Yi Zhu, Wanxiang Che, Bing Qin, Nathan Schneider, and Noah A. Smith. 2018. [Parsing tweets into Universal Dependencies](#). In *Proceedings of the 2018 Conference of the North American Chapter of the Association for Computational Linguistics: Human Language Technologies, Volume 1 (Long Papers)*, pages 965–975, New Orleans, Louisiana. Association for Computational Linguistics.
- Bill MacCartney and Christopher D. Manning. 2009. [An extended model of natural logic](#). In *Proceedings of the Eight International Conference on Computational Semantics*, pages 140–156, Tilburg, The Netherlands. Association for Computational Linguistics.
- Christopher Manning, Mihai Surdeanu, John Bauer, Jenny Finkel, Steven Bethard, and David McClosky. 2014. [The Stanford CoreNLP natural language processing toolkit](#). In *Proceedings of 52nd Annual Meeting of the Association for Computational Linguistics: System Demonstrations*, pages 55–60, Baltimore, Maryland. Association for Computational Linguistics.
- Christopher D. Manning. 2011. Part-of-speech tagging from 97linguistics? In *CiCLing*.
- L. Moss. 2012. The soundness of internalized polarity marking. *Studia Logica*, 100:683–704.
- Lawrence S. Moss and Hai Hu. 2020. Syllogistic logics with comparative adjectives. Unpublished ms., Indiana University.
- Joakim Nivre, Marie-Catherine de Marneffe, Filip Ginter, Yoav Goldberg, Jan Hajič, Christopher D. Manning, Ryan McDonald, Slav Petrov, Sampo Pyysalo, Natalia Silveira, Reut Tsarfaty, and Daniel Zeman. 2016. [Universal Dependencies v1: A multilingual treebank collection](#). In *Proceedings of the Tenth International Conference on Language Resources and Evaluation (LREC'16)*, pages 1659–1666, Portorož, Slovenia. European Language Resources Association (ELRA).
- F. J. Pelletier. 2006. Representation and inference for natural language: A first course in computational semantics. *Computational Linguistics*, 32:283–286.
- Peng Qi, Yuhao Zhang, Yuhui Zhang, Jason Bolton, and Christopher D. Manning. 2020. [Stanza: A python natural language processing toolkit for many human languages](#). In *Proceedings of the 58th Annual Meeting of the Association for Computational*

Linguistics: System Demonstrations, pages 101–108, Online. Association for Computational Linguistics.

Siva Reddy, Oscar Täckström, Michael Collins, Tom Kwiatkowski, Dipanjan Das, Mark Steedman, and Mirella Lapata. 2016. [Transforming dependency structures to logical forms for semantic parsing](#). *Transactions of the Association for Computational Linguistics*, 4:127–140.

V. Sanchez. 1991. Studies on natural logic and categorial grammar.

Natalia Silveira, Timothy Dozat, Marie-Catherine de Marneffe, Samuel Bowman, Miriam Connor, John Bauer, and Christopher D. Manning. 2014. A gold standard dependency corpus for English. In *Proceedings of the Ninth International Conference on Language Resources and Evaluation (LREC-2014)*.

Amir Zeldes. 2017. [The GUM corpus: Creating multilayer resources in the classroom](#). *Language Resources and Evaluation*, 51(3):581–612.

Daniel Zeman, Jan Hajič, Martin Popel, Martin Potthast, Milan Straka, Filip Ginter, Joakim Nivre, and Slav Petrov. 2018. [CoNLL 2018 shared task: Multilingual parsing from raw text to Universal Dependencies](#). In *Proceedings of the CoNLL 2018 Shared Task: Multilingual Parsing from Raw Text to Universal Dependencies*, pages 1–21, Brussels, Belgium. Association for Computational Linguistics.