

Neural Transfer Learning for Repairing Security Vulnerabilities in C Code

Zimin Chen, Steve Kommrusch, and Martin Monperrus

Abstract—In this paper, we address the problem of automatic repair of software vulnerabilities with deep learning. The major problem with data-driven vulnerability repair is that the few existing datasets of known confirmed vulnerabilities consist of only a few thousand examples. However, training a deep learning model often requires hundreds of thousands of examples. In this work, we leverage the intuition that the bug fixing task and the vulnerability fixing task are related, and the knowledge learned from bug fixes can be transferred to fixing vulnerabilities. In the machine learning community, this technique is called transfer learning. In this paper, we propose an approach for repairing security vulnerabilities named VRepair which is based on transfer learning. VRepair is first trained on a large bug fix corpus, and is then tuned on a vulnerability fix dataset, which is an order of magnitudes smaller. In our experiments, we show that a model trained only on a bug fix corpus can already fix some vulnerabilities. Then, we demonstrate that transfer learning improves the ability to repair vulnerable C functions. In the end, we present evidence that transfer learning produces more stable and superior neural models for vulnerability repair.

Index Terms—vulnerability fixing, transfer learning, seq2seq learning.

1 INTRODUCTION

ON the code hosting platform GitHub, the number of newly created code repositories has increased by 35% in 2020 compared to 2019, reaching 60 million new repositories during 2020 [1]. This is a concern to security since the number of software security vulnerabilities is correlated with the size of the software [2]. Perhaps worryingly, the number of software vulnerabilities is indeed constantly growing [3]. Manually fixing all these vulnerabilities is a time consuming task; the GitHub 2020 security report finds that it takes 4.4 weeks to release a fix after a vulnerability is identified [4]. Therefore, researchers have proposed approaches to automatically fix these vulnerabilities [5], [6].

In the realm of automatic fixing vulnerabilities [7], there are only a few works on using neural networks and deep learning techniques. One of the reasons is that deep learning models depend on acquiring a massive amount of training data [8], while the amount of confirmed and curated vulnerabilities remains small. Consider the recent related work Vurle [9], where the model is trained and evaluated on a dataset of 279 manually identified vulnerabilities. SeqTrans is another recent effort, trained and evaluated on a dataset with 1282 vulnerabilities [6]. On the other hand, training neural models for a translation task (English to French) has been done using over 41 million sentence pairs [10]. Another example is the popular summarization dataset CNN-DM [11] that contains 300 thousand text pairs. Li *et al.* showed that the knowledge learned from a small dataset is unreliable and imprecise [12]. Schmidt *et al.* found that the error of a model predicting the thermodynamic stability

of solids decreases with the size of training data [13]. We argue that learning from a small dataset of vulnerabilities suffers from the same problems (and will provide empirical evidence later).

In this paper, we address the problem that vulnerability fix datasets are too small to be meaningfully used in a deep-learning model. Our key intuition to mitigate the problem is to use transfer learning. Transfer learning is a technique to transfer knowledge learned from one domain to solve problems in related domains, and it is often used to mitigate the problem of small datasets [14]. We leverage the similarity of two related software development tasks: bug fixing and vulnerability fixing. In this context, transfer learning means acquiring generic knowledge from a large bug fixing dataset and then transferring the learned knowledge from the bug fixing task to the vulnerability fixing task by tuning it on a smaller vulnerability fixing dataset. We realize this vision in a novel system for automatically repairing C vulnerabilities called VRepair.

To train VRepair, we create a sizeable bug fixing dataset, large enough to be amenable to deep learning. We create this dataset by collecting and analyzing all 892 million GitHub events that happened between 2017-01-01 and 2018-12-31 and using a heuristic technique to extract all bug fix commits. In this way, we obtain a novel dataset consisting of over 21 million bug fixing commits in C code. We use this data to first train VRepair on the task of bug fixing. Then, we use a dataset of vulnerability fixes called Big-Vul, from previous research [15]. We tune VRepair on the vulnerability fixing task based on this dataset. Our experimental results show that the bug fixing task can be used to train a model meant for vulnerability fixing: even without being trained on a single example from the vulnerability dataset, the model only trained on the collected bug fix corpus already achieves 12.58% accuracy on the vulnerability fix task, which validates our initial intuition that these tasks

- Zimin Chen and Martin Monperrus are with KTH Royal Institute of Technology, Sweden.
E-mail: {zimin, monp}@kth.se
- Steve Kommrusch is with Colorado State University, USA.
E-mail: steveko@cs.colostate.edu
- Zimin Chen and Steve Kommrusch have equally contributed to the paper as first authors.

are similar. Next, by using transfer learning, *i.e.*, by first training on the bug fix corpus and then tuning the model on the small vulnerability fix dataset, VRepair achieved 17.3% accuracy on the vulnerability fixing task, demonstrating that transfer learning happens. We also compare the stability of models trained with transfer learning relative to models trained only on the vulnerability fix dataset and report that transfer learning improves the performance and stability of the final model.

In summary, our contributions are:

- We design a novel code representation for the program repair task with neural networks. Our output code representation is a token difference instead of the whole fixed source code used in recent research [16], [17]. This code representation is used to train a deep learning Transformer in a system called VRepair.
- We show that a model trained only on a bug fix corpus achieves a reasonable result (12.58%) on the vulnerability fix task, proving that training on the bug fix corpus is valuable for the vulnerability fixing task.
- We demonstrate that on the vulnerability fixing task, the transfer learning model (*i.e.*, first trained on the bug fix corpus and then tuned on the small vulnerability fix dataset) performs better than the model just trained on the small vulnerability fix dataset. VRepair achieves 17.3% accuracy on the vulnerability fix task, a 2.83% increase compared to the model only trained on the vulnerability fix dataset.
- We present evidence that the performance of the model only trained on the small vulnerability fix dataset is unreliable, and that transfer learning is essential to the vulnerability fixing task.
- We share all our code and data for facilitating replication and fostering future research on this topic.

2 BACKGROUND

2.1 Software Vulnerabilities

A software vulnerability is a weakness in code that can be exploited by an attacker to perform unauthorized actions. For example, one common kind of vulnerability is a buffer overflow, which allows an attacker to overwrite a buffer's boundary and inject malicious code. Another example is an SQL injection, where malicious SQL statements are inserted into executable queries. The exploitation of vulnerabilities contributes to the hundreds of billions of dollars that cyber-crime costs the world economy each year [18].

Each month, thousands of such vulnerabilities are reported to the Common Vulnerabilities and Exposures (CVE) database. Each one of them is assigned a unique identifier. Each vulnerability with a CVE ID is also assigned to a Common Weakness Enumeration (CWE) category representing the generic type of problem.

Definition a *CVE ID* identifies a vulnerability within the Common Vulnerabilities and Exposures database. It is a unique alphanumeric assigned to a specific vulnerability.

For instance, the entry identified as CVE-2019-9208 is a vulnerability in Wireshark due to a null pointer exception. 2019 is the year in which the CVE ID was assigned or the vulnerability was made public; 9208 uniquely identifies the vulnerability within the year.

Definition a *CWE ID* is a Common Weakness Enumeration and identifies the category that a CVE ID is a part of. CWE categories represent general software weaknesses.

For example CVE-2019-9208 is categorized into CWE-476, which is the 'NULL Pointer Deference' category. In 2020, CWE-79 (Cross-site Scripting), CWE-787 (Out-of-bounds Write) and CWE-20 (Improper Input Validation) are the 3 most common vulnerability categories¹.

Each vulnerability represents a threat until a patch is written by the developers.

2.2 Transformers

Sequence-to-sequence (seq2seq) learning is a modern machine learning framework that is used to learn mappings between two sequences, typically of words [19]. It is widely used in automated translation [20], text summarization [21] and other tasks related to natural language. A seq2seq model consists of two parts, an encoder and a decoder. The encoder maps the input sequence $X = (x_0, x_1, \dots, x_n)$ to an intermediate continuous representation $H = (h_0, h_1, \dots, h_n)$. Then, given H , the decoder generates the output sequence $Y = (y_0, y_1, \dots, y_m)$. Note that the size of the input and output sequences, n and m , can be different. A seq2seq model is optimized on a training dataset to maximize the conditional probability of $p(Y | X)$, which is equivalent to:

$$\begin{aligned} p(Y | X) &= p(y_0, y_1, \dots, y_m | x_0, x_1, \dots, x_n) \\ &= \prod_{i=0}^m p(y_i | H, y_0, y_1, \dots, y_{i-1}) \end{aligned}$$

Prior work has shown that source code has token and phrase patterns that are as natural as human language [22], and thus techniques used in natural language processing can work on source code as well, including seq2seq learning [23].

In our work, we use a variant of a seq2seq model called "Transformer" [24], which is considered the state-of-the-art architecture for seq2seq learning. The main improvement of Transformers is the usage of self-attention. The number of operations required to propagate information between two tokens in seq2seq learning based on recurrent neural networks grows linearly with the distance, while in the Transformer architecture it is a constant time operation with the help of self-attention. Self-attention updates all hidden states simultaneously by allowing all tokens to attend to all previous hidden states. Since there are no dependencies between tokens, this operation can be done in parallel without recurrence. This also helps to mitigate the issue of long term dependencies which can be a problem for seq2seq neural networks. Self attention can be described as the process of mapping a query and key-value pairs to an output. Query, key, and value are concepts borrowed from information retrieval systems, where the search engine maps a query against keys and returns values. In a Transformer model, Query (Q), key (K), and value (V) are vectors of the same dimension d_k computed for each input. The attention function is computed as:

1. https://cwe.mitre.org/top25/archive/2020/2020_cwe_top25.html

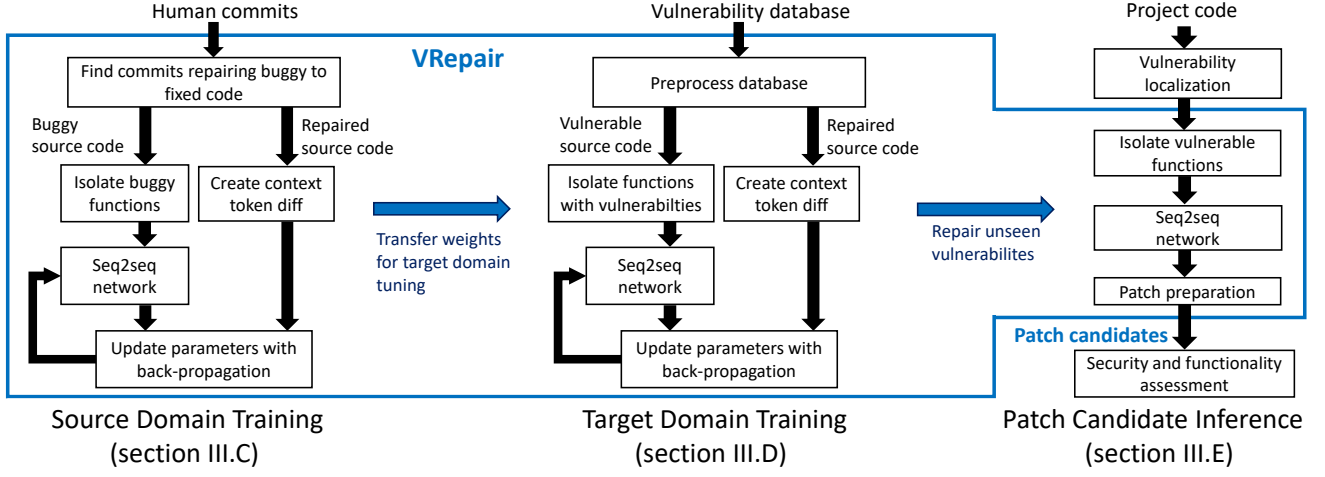


Fig. 1: The VRepair Workflow: Two phases of training for transfer learning to repair vulnerabilities.

$$\text{Attention}(Q, K, V) = \text{softmax}\left(\frac{QK^T}{\sqrt{d_k}}\right)V$$

The Transformer model is trained with multiple attention functions (called multi-head attention) which allows each attention function to attend to different learned representations of the input. Since the Transformer model computes all hidden states in parallel, it has no information about the relative or absolute position of the input. Therefore the Transformer adds positional embedding to the input embeddings, which is a vector representing the position.

The encoder of a Transformer has several layers, each layer having two sub-layers. The first sub-layer is a multi-head self-attention layer, and the second sub-layer is a feed forward neural network. The outputs from both sub-layers are normalized using layer normalization together with residual connections around each sub-layer.

The decoder also has several layers, each layer has three sub-layers. Two of the decoder sub-layers are similar to the two sub-layers in the encoder layer, but there is one more sub-layer which is a multi-head self-attention over the output of the encoder. The Transformer architecture we utilize is shown in Figure 3 and discussed in further detail in subsection 3.6.

2.3 Transfer Learning

Traditional machine learning approaches learn from examples in one domain and solve the problem in the same domain (*e.g.*, learning to recognize cats from a database of cat images). However, as humans, we do better: we are able to apply existing knowledge from other relevant domains to solve new tasks. The approach works well when two tasks share some commonalities, and we are able to solve the new problem faster by starting at a point using previously learned insights. Transfer learning is the concept of transferring knowledge learned in one source task to improve learning in a related target task [25]. It is commonly used to mitigate the problem of insufficient training data [14]. If the training data collection is complex and hard for a target task, we can seek a similar source task where massive amounts of training data are available. Then, we can train

a machine learning model on the source task with sufficient training data, and tune the trained model on the target task with the limited training data that we have.

3 VREPAIR: REPAIRING SOFTWARE VULNERABILITIES WITH TRANSFER LEARNING

In this section, we present a novel neural network approach to automatically repair software vulnerabilities.

3.1 Overview

VRepair is a neural model to fix software vulnerabilities, based on the state-of-the-art Transformer architecture. The prototype implementation targets C code and is able to repair intraprocedural vulnerabilities in C functions. VRepair uses transfer learning (see subsection 2.3) and thus is composed of three phases: source domain training, target domain training, and inference, as shown in Figure 1.

Source domain training is our first training phase. We train VRepair using a bug fix corpus because it is relatively easy to collect very large numbers of bug fixes by collecting commits (*e.g.*, on GitHub). While this corpus is not specific to vulnerabilities, per the vision of transfer learning, VRepair will be able to build some knowledge that would turn valuable for fixing vulnerabilities. From a technical perspective, training on this corpus sets the neural network weights of VRepair to some reasonable values with respect to manipulating code and generating source code patches in the considered programming language.

Target domain training is the second phase after the source domain training. In this second phase, we used a high quality dataset of vulnerability fixes. While this dataset only contains vulnerability fixes, its main limitation is its size because vulnerability fixes are notoriously scarce. Based on this dataset, we further tune the weights in the neural network of VRepair. In this phase, VRepair transfers the knowledge learned from fixing bugs to fixing vulnerabilities. As we will demonstrate later in subsection 5.3, VRepair performs better with transfer learning than with just training on the small vulnerability fixes dataset.

Inference is the final phase, where VRepair predicts vulnerability fixes on previously unseen functions known to

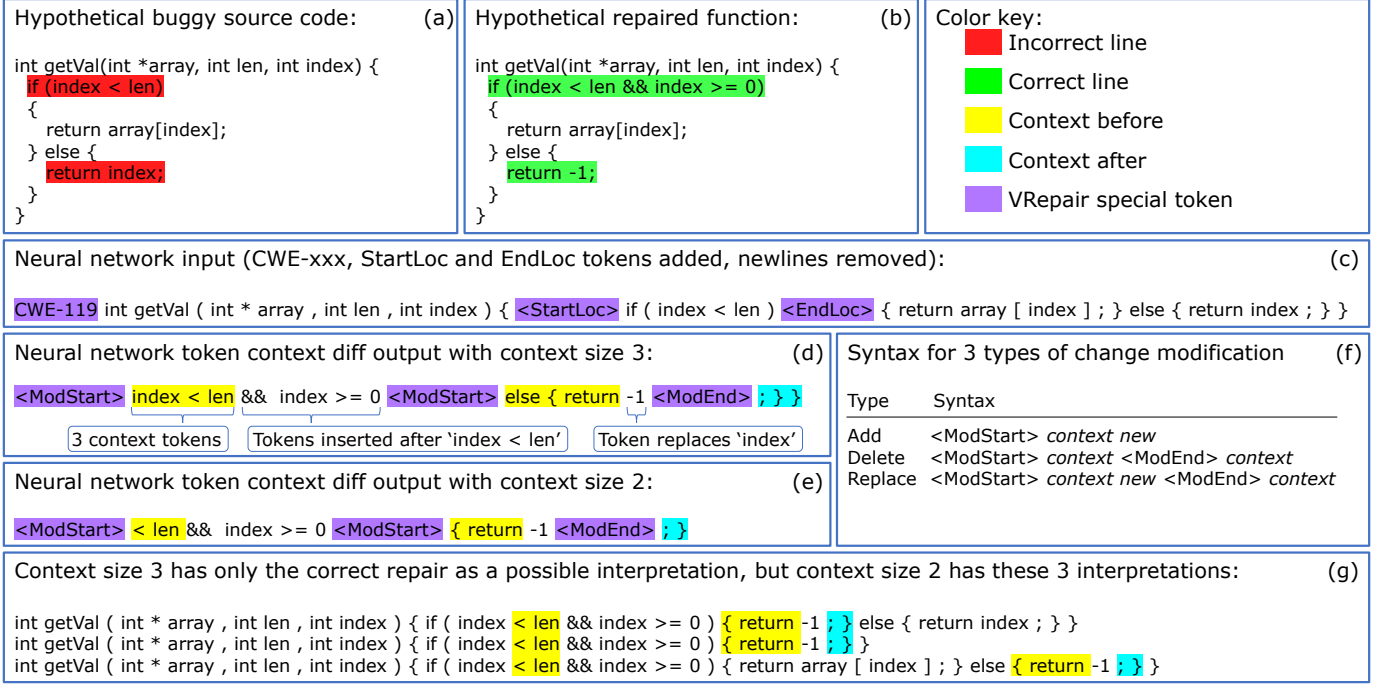


Fig. 2: The VRepair code representation, based on a token diff script. Outputs are shown for a network trained to produce context size 3 and another network trained to produce context size 2.

be vulnerable according to a given vulnerability localization technique. VRepair is agnostic with respect to vulnerability localization, it could be for example a human security expert or a static analyzer dedicated to some vulnerability types. For each potentially vulnerable location, VRepair may output multiple predictions which may be transformable into multiple source code patches. Those tentative patches are meant to be verified in order to check whether the vulnerability has disappeared. This means that, like localization, verification is independent of VRepair. It would typically be another human security expert, or the same static analyzer used before.

3.2 Code Representation

Early works on neural repair simply use the raw token sequence to represent patched code. Recently, other representations have been proposed, including renaming variables [16], [17], keeping some information from the enclosing Java class [23], and outputting abstract syntax tree transformations as repair instructions [26], [27]. In VRepair, we represent code patches in a novel way, this representation being used as the target when training the Transformer. The core idea is to represent the patch as an edit script at the token level.

The full overview of the input and output formats for VRepair are shown in Figure 2. As shown in box (c), VRepair adjusts the input by removing all newline characters and identifying the first suspicious code line with the special tokens <StartLoc> and <EndLoc>. Those localization tokens come from an external entity localizing the vulnerable line, such as any vulnerability detection system from the corresponding prolific literature [28]–[30] or a human security expert. For instance, a static analyzer such as Infer [31]

outputs a suspicious line that causes a vulnerability. The input function is also labeled with the vulnerability type suspected by adding a vulnerability type token at the start of the Transformer model input as detailed in subsection 3.3 (prefixed by CWE by convention).

Regarding the neural network output, it is known that a key challenge for using neural nets on code is that many functions are made of too long token sequences [16], and the performance of seq2seq models decreases with the size of the sequence [32]. In VRepair, the core idea is that the network only outputs the changed source code tokens, and not the whole function, *i.e.*, not the whole token sequence. By doing this: 1) the representation allows for representing multiple changes to a function 2) the representation decreases the size of the output sequence to be generated. As seen in box (d) on Figure 2, our system uses a special token to identify a change, <ModStart>, followed by $n_{context}$ tokens which specify the tokens before a change. <ModEnd> is used when tokens from the input program are being replaced or deleted, and it is followed by $n_{context}$ tokens to specify the completion of a change.

Definition a *token context diff* is a full change description for a function, identifying multiple change locations on multiple lines, using two special tokens <ModStart> and <ModEnd> to identify the start and end contexts for change locations.

Definition The *context size* is the number of tokens from the source code used to identify the location where a change should be made. The context after the <ModStart> special token indicates where a change should begin, and the context after a <ModEnd> special token indicates where a change that removes or replaces tokens should end.

For example, Figure 2 boxes (a) and (b) show a buggy function in which 2 lines are changed to repair the vulner-

ability. For this repair, the change encoded with a *context size* of 3 results in a 17-token sequence shown in box (d). Box (e) shows that the same change can be represented with a *context size* of 2, this would result in a 14 token sequence.

There are 3 types of changes used to patch code: new tokens may be added, tokens may be deleted, or tokens may be replaced. Our novel code representation supports them all, as shown in box (f) of Figure 2. Technically, only add and delete would be sufficient, but the replacement change simplifies the specification and allows a *token context diff* to be processed sequentially without backtracking.

A shorter context size minimizes the output length to specify a code change, hence potentially facilitates the learning task. Yet, the issue that arises is that shorter *context sizes* risk having multiple interpretations. For example, in box (d) of Figure 2, the context size 3 specification identifies the start and end locations for the token modifications. But as shown in box (g), the context size 2 specification has multiple interpretations for the token replacement change. This is because '{ return' and ';' }' both occur 2 times in the program so there are 3 possible ways the output specification can be interpreted. In this example, we see that a 2-token context is ambiguous whereas 3 tokens are sufficient to uniquely identify a single possible patch. We will explore the impact of context size in depth in subsection 5.1. Inferring patches while accounting for this ambiguity is further explained in subsection 3.5.

In summary, VRepair introduces a novel context-based representation for code patches, usable by a neural network to predict the location where specific tokens need to be added, deleted, or modified. Compared to other works which limit changes to single lines [23] or try to output the entire code of repaired functions [16], [17], our approach allows for complex multi-line changes to be specified with a small number of output tokens.

3.3 Source Domain Training

In the source domain training phase, we use a corpus of generic bug fixes to train the model on the task of bug fixing. In this phase, the network learns about the core syntax and the essential primitives for patching code. This works as follows. From the bug fix corpus, we extract all functions that are changed. Each function is used as a training sample: the function before the change is seen as buggy, and the function after the change is the fixed version.

We follow the procedure described in subsection 3.2 to process the buggy and fixed functions and extract the VRepair representation to be given to the network. All token sequences are preceded with a special token 'CWE-xxx', indicating what type of CWE category this vulnerability belongs to. We add this special token because we believe that vulnerabilities with the same CWE category are fixed in a similar way. For the bug fix corpus where we don't have this information, we use the 'CWE-000' token meaning "generic fix". This special token is mandatory for target domain training and inference as well, as we shall see later.

Per the usual practice [33], we apply early stopping during the source domain training. If the validation accuracy does not improve after two evaluations, we stop the source domain training phase and use the model with the highest validation accuracy for target domain training.

3.4 Target Domain Training

Next, we take the best model trained from source domain training, and tune it on a vulnerability fixes dataset. The intuition is that the knowledge from bug fixing can be transferred to the vulnerability fix domain. We follow the same procedure mentioned in the subsection 3.3 to extract the buggy and fixed functions in the VRepair representation from all vulnerability fixes in the vulnerability dataset. We precede all inputs with a special token 'CWE-xxx' identifying the CWE category to which the vulnerability belongs. To ensure sufficient training data for each 'CWE-xxx' special token, we compute the most common CWE IDs and only keep the CWE IDs with sufficient examples in the vocabulary. The top CWE IDs that we keep cover 80% of all vulnerabilities and the CWE IDs that are not kept in the vocabulary are replaced with 'CWE-000' instead. Early stopping is also used here, and the model with the highest validation accuracy is used for inference, *i.e.*, it is used to fix unforeseen vulnerabilities.

3.5 Inference for Patch Synthesis

After the source and target domain training, VRepair is ready to be used as a vulnerability fixing tool. The input provided to VRepair at inference time is the token sequence of a potentially vulnerable function with the first vulnerable line identified with special tokens <StartLoc> and <EndLoc>, as described in subsection 3.2. The input should also be preceded by a special token 'CWE-xxx', representing the type of vulnerability. If the vulnerability was found by a static analyzer, we use a one-to-one mapping from each static analyzer warning to a CWE ID. The sequence-to-sequence model is then used with a special kind of beam search to generate multiple predictions, called the VRepair beam, defined next. For each prediction of the neural network, VRepair finds the context to apply the patch and applies the predicted patch to create a patched function.

Beam search is an important part of this phase. We introduce in VRepair a novel kind of beam, which is specific to the code representation introduced in subsection 3.2, defined as follows. It is an extension of the well-known neural beam [16].

Definition The *Neural beam* is the set of predictions created by the neural network only, starting with the most likely one and continuing until the maximum number of proposals configured has been output [16]. Neural beam search works by keeping the n best sequences up to the current decoder state. The successors of these states are computed and ranked based on their cumulative probability; and the next n best sequences are passed to the next decoder state. n is often called the width or beam size. Many papers on code generation use an heuristic value for neural beam of 50 [16], [23], [34].

Definition The *Interpretation beam* is the number of programs that can be created from a given input function given a *token context diff* change specification. The interpretation beam is specific to our change representation. For example, Figure 2 shows a case where a 3 token context size has only 1 possible application, while the 2 token context can be interpreted in 3 different ways. Hence, the interpretation beam is 3 for context size 2, and 1 for context size 3.

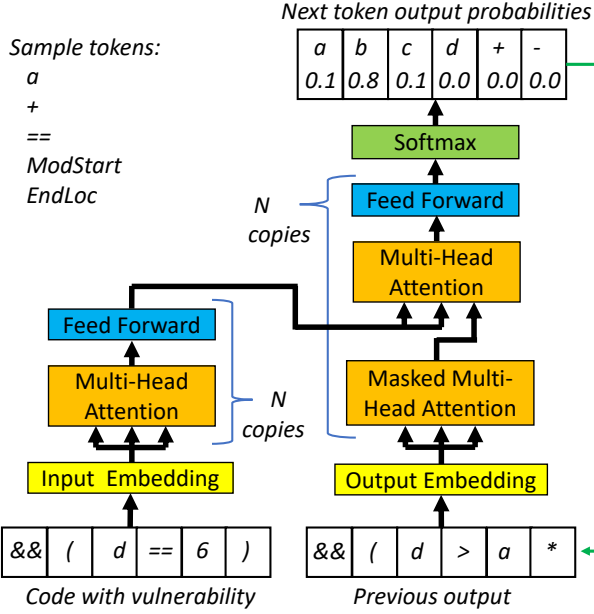


Fig. 3: VRepair Neural Architecture based on Transformers

Definition The *VRepair beam* is the combination of the neural beam and the interpretation beam, it is the cartesian product of all programs that can be created from both the Neural beam and the Interpretation beam.

Once VRepair outputs a patch, the patched function is meant to be verified by a human, a test suit, or a static analyzer, depending on the software process. For example, if the vulnerability was found by a static analyzer, the patched program can be verified again by the same static analyzer to confirm that the vulnerability has been fixed by VRepair. As this evaluation may consume time and resources, we evaluate the output of the VRepair system by setting the limit on *VRepair beam* which represents the number of programs proposed by VRepair for evaluation.

3.6 Neural Network Architecture

VRepair uses the Transformer architecture [24] as sketched in Figure 3. The Transformer for VRepair learns to repair vulnerabilities by first receiving as input the code with a vulnerability encoded in our data representation (subsection 3.2). Multiple copies of multi-head attention layers learn hidden representations of the input data. These representations are then used by multiple copies of a second set of multi-head attention layers to produce a table of probabilities for the most likely token to output. The first token to output is based solely on the hidden representations the model has learned to produce from the input code. As tokens are output they are available as input to the model so it can adjust the next token probabilities correctly. For example, in Figure 3, after the sequence of tokens '&& (d > a *' has been output, the model predicts that the next token should be 'b' with a probability of 0.8.

Libraries VRepair is implemented in Python using state-of-the-art tools. We download all GitHub events using GH Archive [35]. For processing the source code we use GCC and Clang. Once the source code is processed, OpenNMT-py is used to train the core Transformer model [36].

TABLE 1: Hyperparameters in VRepair.

Hyperparameter	Value
Context size	3
Batch size	32
Vocabulary size	2000
Layers (N copies of attention)	6
Optimizer	Adam optimizer [37]
Learning rate	[0.005, 0.001, 0.0005, 0.0001, 0.00005]
Hidden and embedding size	[128, 256, 512, 1024]
Feed forward size	2048
Dropout [38]	0.1
Label smoothing [39]	0.1
Attention heads	8
Learning rate decay	0.9

Hyperparameters Hyperparameters define the particular model and dataset configuration for VRepair and our primary hyperparameters are presented in Table 1. The context size is a hyperparameter specific to VRepair and is discussed in more detail in subsection 3.2. In subsection 5.1 we explain why we chose 3 as our context size. We include the most common 80% of CWE IDs among our 2000 word vocabulary. For both learning rate and the hidden and embedding size, we do a hyperparameter search for finding the best model among the values specified in Table 1. The learning rate decay is 0.9, meaning that our model decays the learning rate by 0.9 for every 10 000 training steps, starting from step 50 000.

The scripts and data that we use are available at <https://github.com/SteveKommrusch/VRepair>.

4 EXPERIMENTAL PROTOCOL

In this section, we describe our methodology for evaluating our approach by defining 4 research questions and how we propose to answer them.

4.1 Research Questions

- 1) RQ1: What is the impact and effectiveness of VRepair’s novel token context diff representation for synthesizing code fixes?
- 2) RQ2: What is the performance of only source or only target domain training on the vulnerability fixing task?
- 3) RQ3: What is the performance of transfer learning with source and target domain training on the vulnerability fixing task?
- 4) RQ4: How do different data split strategies impact the performance of models trained with transfer learning and target domain training?

In RQ1, we investigate how the choice of different parameters in our data representation affects results, and select a representation used for the remainder of the research questions. RQ2 will explore the performance of the model when only trained with the small dataset available for our target domain, or only trained with a larger dataset in a different domain. After exploring single domain training, RQ3 will study using transfer learning to mitigate the issue of the small vulnerability dataset size. The results from RQ2 will be used to compare against the result of using transfer

learning in RQ3. For RQ3 we propose that a model trained on the source domain (bug fixing) and then tuned with the target domain (vulnerability repair), will produce a better result than either source or target domain training alone. In RQ4, we would like to understand how the model’s performance with transfer learning and target domain training is affected when we split the evaluation data with different strategies. The hypothesis is that the transfer learned models are less sensitive to how the evaluation data is created and the performance is more stable.

4.2 Datasets

4.2.1 Overview

To train a vulnerability fixing seq2seq model with knowledge transferred from the bug fixing task, we need a large bug fixing dataset and a vulnerability fixing dataset. We follow the procedures in related works [16], [40] and collect our bug fixing dataset by filtering GitHub commits to C code projects based on keywords such as ‘bug’ or ‘vulnerability’ in the commit message. Filtering commits based on commit messages can be imprecise and generate false positives. Therefore we use an existing vulnerability fix dataset called Big-Vul [15] that consists of vulnerabilities with CVE IDs to tune the final model.

4.2.2 Bug Fix Corpus

We create a bug fix corpus by mining the GitHub development platform. We use GH Archive [35] to download 892 million GitHub events that happened between 2017-01-01 and 2018-12-31. These events have been triggered by a Github issue creation, an opened pull request, and other development activities. In our case, we focus on push events, which are triggered when at least one commit is pushed to a repository branch. In total there were 478 million push events between 2017-01-01 and 2018-12-31.

Next, we filter bug fix commits as follows. Per the related work [16], [40], we adopt a keyword-based heuristic: if the commit message contains keywords (*fix* OR *solve* OR *repair*) AND (*bug* OR *issue* OR *problem* OR *error* OR *fault* OR *vulnerability*), we consider it a bug fix commit and add it to our corpus. In total, we have analyzed 729 million (728 916 054) commits and selected 21 million (20 568 128) commits identified as bug fix commits. Compared to Tufano *et al.* [16] who identified 10 million (10 056 052) commits as bug fixing commits, we have collected twice as much data.

In our experiment, we focus on C code as the target programming language for automatic repair. Therefore we further filter the bug fix commits based on the file extension and we remove commits that did not fix any file that ends with ‘.c’, resulting in 910 000 buggy C commits.

For each changed file in each commit, we compare all functions before and after the change to extract functions that changed; we call these function pairs. To identify these function pair changes, we use the GNU compiler preprocessor to remove all comments, and we extract functions with the same function signature in order to compare them. Then, we used Clang [41] to parse and tokenize the function’s source code. Within a ‘.c’ file we ensure that only full functions (not prototypes) are considered.

In the end, we obtain 1 838 740 function-level changes, reduced to 655 741 after removing duplicate functions. The large number of duplicates can be explained by code clones, where the same function is implemented in multiple GitHub projects. As discussed in detail later, our preferred context size is 3 tokens; when duplicate function plus change specifications are removed using this representation, we have 650 499 unique function plus specification samples.

For all of our experiments, we limit the input length of functions to 1000 tokens and the token context diff output to 100 tokens in order to limit the memory needs of the model. A 100 token output limit has been seen to produce quality results for machine learning on code [16]. After these limits, for RQ1 we partition the dataset into B_{train}^n (for model training), B_{val}^n (for model validation), and B_{test}^n (for model testing) subsets where n is the context size being evaluated. For RQ2, RQ3, and RQ4 we use our preferred context size of 3 tokens and create B_{train} and B_{val} subsets; the test data for these research questions are based on the vulnerability fix corpus described next. For these research questions, B_{train} has 534 858 samples and B_{val} has 10 000.

4.2.3 Vulnerability Fix Corpus

We use an existing dataset called Big-Vul [15] for tuning the model trained on the bug fixing examples for the vulnerability fixing task. The Big-Vul dataset is created by crawling CVE databases and extracting vulnerability related information such as CWE ID and CVE ID. Then, depending on the project, they developed distinct crawlers for each project’s pages and obtain the git commit link that fixes the vulnerability. In total, Big-Vul contains 3754 different vulnerabilities across 348 projects categorized into 91 different CWE IDs, with a time frame spanning from 2002 to 2019.

We use this dataset for RQ2, RQ3, and RQ4. As we are doing training, model validation, and testing with this dataset, we divide the data into 3 subsets. We vary the method for creating these subsets so we will discuss their details in the respective methodology section for each research question.

4.3 Methodology for RQ1

For RQ1, we aim to evaluate our novel code representation based on token differences as described in subsection 3.2. Our goal is to understand the benefit of this representation relative to prior techniques where the entire buggy function was produced [16]. Some prior techniques which did not output entire functions limited the possible repair space by, for example, only repairing a single line [23]. Our token context diff representation directly addresses this issue by allowing for multiline repairs. Given a token context diff which can represent multiline changes, we process our bug fix corpus into 10 different datasets where the output differs depending on context size (from 2 through 10 tokens). In addition, we create a baseline dataset where the entire fixed function is the target, meaning it does not use our token context diff representation at all.

For each context size n from 2 through 10, we train a model on B_{train}^n and test on B_{test}^n . These datasets are all created from random samples of the bug fix corpus, but with different context sizes. Larger context sizes will generate

longer model outputs for target patches, so to provide a fair comparison we filter all B_{test}^n sets to include only patches which could be represented with 100 tokens using a context size of 10. We also trained a model on B_{train}^{full} and test on B_{test}^{full} , where the model learns to generate the entire fixed function. For this model, we allow up to 1000 tokens on the output to provide for the full function, but we still filter B_{test}^{full} to only include patches that could have been represented with 100 tokens if token context diff with size 10 was used.

As discussed in section 3.5, token context diff may be interpreted into multiple different patches, which is not an issue when a full function output is produced. In RQ1, we study the number of correct outputs per context size and the number of possible interpretations given output from our seq2seq model. In particular, we study the performance of the *VRepair beam* (subsection 3.5) when set to 50 patches in comparison with a model which outputs full functions and a standard neural beam search of 50.

4.4 Methodology for RQ2

In this research question, we would like to understand the performance of a model which is trained with source domain only or target domain only. For our source domain dataset, we train on B_{train} and validate with B_{val} , as detailed in subsection 4.2.2. Next, we randomly divide the vulnerable and fixed function pairs from Big-Vul into training V_{train}^{rand} , validation V_{val}^{rand} and testing V_{test}^{rand} sets, with 2544 (80%), 318 (10%) and 318 (10%) examples in each respective set. V_{test}^{rand} is used to evaluate the models trained with source and target domain training. For all the data splits, we follow the recommendations from Allamanis [42], and make sure that all examples are mutually exclusive in each set.

For the model with only source domain training, we train on B_{train} and apply early stopping with B_{val} . The model is then evaluated by using VRepair beam size 50 (50 possible predictions per input) on each example in V_{test}^{rand} and the sequence accuracy is used as the performance metric. The sequence accuracy is 1 if any prediction sequence among the 50 outputs matches the ground truth sequence, and it is 0 otherwise. We will compute the average test sequence accuracy over all examples in V_{test}^{rand} .

For the model with only target domain training, we train on V_{train}^{rand} and apply early stopping on V_{val}^{rand} . The model is then evaluated by using VRepair beam size 50 on each example in V_{test}^{rand} , and the predictions are used to calculate the sequence accuracy. We hypothesize that the test sequence accuracy with source domain training will be lower than target domain training. This is because in source domain training, the training dataset is from a different domain, i.e., bug fixes. But the result will show if a model trained on a large number of bug fixes can perform as well as a model trained on a small number of vulnerability repairs on the target task of vulnerability repair.

4.5 Methodology for RQ3

The state-of-the-art vulnerability fixing models are usually trained on a relatively small vulnerability fixing dataset

[6], or generated from synthesized code examples [5]. We hypothesize that it is hard for a deep learning model to generalize well on such a small or artificial dataset. In this research question, we compare the performance between the transfer learning model and the model only trained on the small vulnerability fix dataset.

We first train the models with source domain training, i.e., we train them on B_{train} and apply early stopping on B_{val} . The models from source domain training are used in the target domain training phase. We continue training the models using V_{train}^{rand} and the new model is selected based on V_{val}^{rand} with early stopping. During the target domain training phase, per the standard practice of lowering the learning rate when learning in the target domain [43], we use a learning rate that is one tenth of the learning rate used in the source domain training phase. Finally, the final model is evaluated with V_{test}^{rand} by using VRepair beam size 50 on each example, which we will use to calculate the sequence accuracy.

4.6 Methodology for RQ4

In this experiment, we wish to study how the performance of a vulnerability fixing model varies with different data split strategies compared to only target domain training. For this, we divide the Big-Vul dataset using three strategies: 1) random, as done previously in subsection 4.4 and subsection 4.5; 2) time-based; 3) frequency-based.

Time-based splitting First, we sort the Big-Vul dataset based on CVE publication dates. Recall that Big-Vul contains vulnerabilities collected from 2002 to 2019. We create a testing set V_{test}^{year} of 603 data points, containing all buggy and fixed function pairs with a published date between 2018-01-01 to 2019-12-31. The validation set V_{val}^{year} (302 examples) contains all buggy and fixed function pairs with a published date between 2017-06-01 to 2017-12-31, and the rest are in the training set V_{train}^{year} (2272 examples). This data split strategy simulates a vulnerability fixing system that is trained on past vulnerability fixes, and that is used to repair vulnerabilities in the future.

Frequency-based splitting In this data splitting strategy, we compute the top-10 most common CWE IDs in the Big-Vul dataset. For each one of those top-10 CWE IDs, we randomly assign 80% of them into the training set V_{train}^{freq} (1897 examples in total), 10% to the validation set V_{val}^{freq} (225 examples in total) and 10% to the testing set V_{test}^{freq} (235 examples in total). This data splitting strategy simulates the scenario where we train a vulnerability fix model to only fix certain types of vulnerabilities.

For all strategies, we train two different models with source+target domain training (transfer learning) and only target domain training, following the same protocol in subsection 4.4 and subsection 4.5, but with different data splits. We report the test sequence accuracy on all data splits.

5 EXPERIMENTAL RESULTS

We now present the results of our large scale empirical evaluation of VRepair, per the experimental protocol presented in section 4.

5.1 Results for RQ1

In RQ1, our goal is to evaluate the ability of a Transformer to use our novel code representation – the token context diff – to predict code repairs. Table 2 shows our results. As a baseline for evaluation, recall that we train the Transformer to receive full buggy functions as input and produce full corrected functions. This baseline is only able to generate 6.5% of the functions correctly. In contrast, the performance using our code representation is better (higher source domain accuracy).

Recall that our novel code representation (see subsection 3.2) is parameterized by an integer specifying the size of the context. As discussed in our methodology for RQ1, we limit our sample set to those whose token context diff targets can be encoded with 100 tokens or less given a context size of 10. For example, when considering repairs from the bug fix corpus, we find that a context size of 3 is able to fully represent 11% more repair target functions than context size 10 when limited to 100 tokens.

Now we focus on the size of the *VRepair beam* depending on the context size. The *VRepair beam* column in table 2 shows the median number of possible different programs that could be generated from all 50 different *Neural beam* search outputs after including the interpretation beam. For example, with context size 2, stacking the neural beam and the interpretation beam yields 86 possible patches. We see that smaller contexts allow for more than 50 possible programs on average; this is expected because a short context may match at multiple points. Larger contexts may have less than 50 possible programs because the generated context may not match any location. For the full function output, there is exactly 1 proposed function for each of the 50 neural beam outputs hence the interpretation beam is exactly 1 and we have a *VRepair beam* of effectively 50.

The final column reports the correct prediction percentage for a fixed *VRepair beam* width of 50. For example, with context size 2, if only the first 50 most likely ones are checked for correctness, then the system finds the correct repair for 18.2% of the unique samples in B_{test}^2 . Here the correct repair means the identical patch to the one written by the developer.

Given the results shown in Table 2 we chose a context size of 3 as our context size parameter for answering further research questions. For example, box (d) of Figure 2 shows a patch encoded with this context size of 3. Box (g) shows the 3 possible patches that could occur with context size 2, which often has too large a interpretation beam resulting in multiple possible interpretations for many neural outputs. Context size 3 is the smallest context which has approximately the same size *VRepair beam* as *Neural beam* as well as a high accuracy.

Answer to RQ1: Our novel code representation, the *token context diff*, is able to represent the patches in our dataset, including multi-line patches. It is appropriate and well handled by *VRepair*’s underlying Transformer architecture. A context size of 3 tokens, *i.e.*, three tokens before the changed code, is a good value in practice. We use context size 3 for the rest of the experiments in this paper.

TABLE 2: RQ1: Training ability for varying context sizes.

Output Format	VRepair beam	Source domain
	median size with Neural beam = 50	B_{test}^n accuracy with VRepair beam = 50
Full	effectively 50	6.5%
Context 2	86	18.2%
Context 3	53	18.3%
Context 4	49	18.3%
Context 5	48	17.8%
Context 6	48	18.5%
Context 7	47	17.4%

5.2 Results for RQ2

We study the test sequence accuracy of models trained only with source or only with target domain training. Given our datasets, source domain training means training the model only with bug fix examples from B_{train} , while target domain training uses only V_{train}^{rand} . Both models are evaluated on the vulnerability fixing examples in V_{test}^{rand} . Table 3 gives the results of this experiment. In the first column we list the top-10 most common CWE IDs in V_{test}^{rand} . The second column shows the performance of the model only trained with source domain training. The third column shows the performance of the model only trained with target domain training. The last row of the table presents the test sequence accuracy on the whole V_{test}^{rand} .

TABLE 3: RQ2: Test sequence accuracy on V_{test}^{rand} with source/target domain training, we also present the accuracy on the top-10 most common CWE IDs in V_{test}^{rand} . The absolute numbers represents # of C functions in the test dataset.

CWE ID	Source domain training	Target domain training
CWE-119	3.88% (4/103)	15.53% (16/103)
CWE-20	20.83% (5/24)	16.67% (4/24)
CWE-125	9.09% (2/22)	4.55% (1/22)
CWE-399	20% (4/20)	25% (5/20)
CWE-416	23.08% (3/13)	0% (0/13)
CWE-476	15.38% (2/13)	0% (0/13)
CWE-190	15.38% (2/13)	7.69% (1/13)
CWE-264	0% (0/12)	16.67% (2/12)
CWE-284	0% (0/10)	80% (8/10)
CWE-362	10% (1/10)	0% (0/10)
All	12.58% (40/318)	14.47% (46/318)

Even when the model is trained on the different domain of generic bug fixing, the model achieves a 12.58% accuracy on the vulnerability fixing task. The table also shows that even when the model is trained with only target domain training, *i.e.*, training on a small vulnerability fix dataset, it can still achieve reasonable performance. Interestingly, the model trained with only target domain samples achieves a performance of 14.47%, showing that the Transformer model can be trained on a small dataset.

If we compare the results across the top-10 most common CWE IDs in V_{test}^{rand} , we see that there are big performance differences between the source and target domain

trained models, suggesting instability. For example, the performance for CWE-119 (Improper restriction of operations within the bounds of a memory buffer) is 4/103 for the source domain trained model and 16/103 for the target domain trained model. The performance of CWE-284 (Improper access control) is 0/10 for the source domain trained model and 8/10 for the target domain trained model. We explain this because of the characteristics of the dataset. In our vulnerability fix dataset, CWE-119 is the most common vulnerability type. Therefore, target domain training had a sufficient number of examples to learn to fix this kind of vulnerability. For CWE-284, we found that a vulnerability with CVE ID CVE-2016-3839, which is categorized as CWE-284, changed the vulnerable function across 33 different files. All the vulnerable functions were changed in a similar way, giving enough data for the neural network to learn how to fix this kind of vulnerability. Therefore, the target domain trained model obtains a high test accuracy for CWE-284 as well.

In Listing 1 we show an example of a vulnerability fix that was correctly predicted by the model trained on the target domain only. The vulnerability is CVE-2012-1013 with type CWE-476 (NULL Pointer Dereference) from the Kerberos project. CVE-2012-1013 can cause a denial of service attack when an authenticated user sends a special request that lacks a password. The vulnerability is fixed by adding a NULL check, which is correctly predicted by the VRepair model.

```
char *password = *passptr;

/* Old-style randkey operations disallowed tickets to start.
 */
-if (!(mask & KADM5_ATTRIBUTES) ||
+if (password == NULL || !(mask & KADM5_ATTRIBUTES) ||
    !(entry->attributes & KRB5_KDB_DISALLOW_ALL_TIX))
    return;
```

Listing 1: CVE-2012-1013 is correctly predicted by the target domain trained model.

Answer to RQ2: Training a VRepair Transformer on a small vulnerability fix dataset already achieves reasonable performance. The VRepair model does better on fixing vulnerabilities where we have more training data (such as CWE-119), or where the vulnerability fixes are all very similar (such as for CWE-284).

5.3 Results for RQ3

In RQ3, we study the impact of transfer learning, *i.e.*, we measure the performance of a model with target domain training applied on the best model trained with source domain training. The results are given in Table 4. The first column lists the top-10 most common CWE IDs in V_{test}^{rand} . The second column presents the performance of the model trained with transfer learning, *i.e.*, taking the source domain trained model from Table 3 and tuning it with target domain training. The third column gives the performance increase compared to the model with only target domain training. The last row of the table presents the test sequence accuracy on the whole V_{test}^{rand} .

The main takeaway is that the transfer learning model achieves the highest test sequence accuracy, 17.3% on V_{test}^{rand} .

TABLE 4: RQ3: Test sequence accuracy on V_{test}^{rand} with transfer learning, we also present the accuracy on the top-10 most common CWE IDs in V_{test}^{rand} . The ‘Improvement over target domain training’ column shows the performance percentage and number difference compared to target domain training in Table 3. Transfer learning achieved better overall performance and over almost all CWE IDs.

CWE ID	Transfer learning	Improvement over target domain training
CWE-119	13.59% (14/103)	-1.94%/-2
CWE-20	20.83% (5/24)	+4.16%/+1
CWE-125	13.64% (3/22)	+9.09%/+2
CWE-399	35% (7/20)	+10%/+2
CWE-416	15.38% (2/13)	+15.38%/+2
CWE-476	15.38% (2/13)	+15.38%/+2
CWE-190	15.38% (2/13)	+7.69%/+1
CWE-264	0% (0/12)	-16.67%/-2
CWE-284	0% (0/10)	-80%/-8
CWE-362	20% (2/10)	+20%/+2
All	17.3% (55/318)	+2.83%/+9

Notably, transfer learning is superior than just training on the small vulnerability fix dataset, *i.e.*, target domain training only (performance of 14.47%). This shows that knowledge learned from the bug fix task can indeed be fine-tuned to repair software vulnerabilities. This result confirms that the bug fixing task and vulnerability fixing task are similar in nature, and the bug fixing task can be used to train a model from which knowledge can be transferred.

Now, we compare the result across the top-10 most common CWE IDs in V_{test}^{rand} . The best improvement is for CWE-476, where the transfer learning model is able to repair 15.38% more functions. For all rows except for CWE-119, CWE-264, and CWE-284, the CWE ID performance is better for the transfer learning model. For CWE-284 (Improper access control), the transfer learning model did not fix a single vulnerability in this category. This is explained by the fact that the transfer learning model prefers generalization (fixing more CWE types) over specialization. The same phenomenon has been observed in a compiler error fix system, where pre-training lowers the performance of some specific compiler error types [44]. Overall, the best VRepair transfer learning model is able to fix vulnerability types that are rarer, and still maintains a high performance across the majority of CWE IDs.

Finally, we discuss a vulnerability where the VRepair transfer learning model is able to predict the exact fix, but not the target domain trained model. Vulnerability CVE-2016-9191, labeled with types CWE-399 (Resource Management Errors) and CWE-20 (Improper Input Validation) is shown in Listing 2. The vulnerability can cause a denial of service by leveraging access to a container environment for executing a crafted application². The vulnerability patch adds a `goto` statement and a label as the destination, where the `sysctl_head_finish` function does the cleanup before re-

2. <https://nvd.nist.gov/vuln/detail/CVE-2016-9191>

CWE ID	Target domain training	Transfer learning
CWE-119	15.53% (16/103)	13.59% (14/103)
CWE-20	16.67% (4/24)	20.83% (5/24)
CWE-125	4.55% (1/22)	13.64% (3/22)
CWE-399	25% (5/20)	35% (7/20)
CWE-416	0% (0/13)	15.38% (2/13)
CWE-476	0% (0/13)	15.38% (2/13)
CWE-190	7.69% (1/13)	15.38% (2/13)
CWE-264	16.67% (2/12)	0% (0/12)
CWE-284	80% (8/10)	0% (0/10)
CWE-362	0% (0/10)	20% (2/10)
All	14.47% (46/318)	17.3% (55/318)

TABLE 5: Test sequence accuracy on testing data V_{test}^{rand}

CWE ID	Target domain training	Transfer learning
CWE-119	0% (0/117)	20.51% (24/117)
CWE-125	12% (9/75)	22.67% (17/75)
CWE-416	0% (0/47)	31.91% (15/47)
CWE-476	2.17% (1/46)	28.26% (13/46)
CWE-190	0% (0/43)	18.6% (8/43)
CWE-787	0% (0/27)	3.7% (1/27)
CWE-20	0% (0/26)	19.23% (5/26)
CWE-200	0% (0/26)	19.23% (5/26)
CWE-362	0% (0/25)	12% (3/25)
CWE-415	7.69% (1/13)	23.08% (3/13)
All	1.99% (12/603)	20.07% (121/603)

TABLE 6: Test sequence accuracy on testing data V_{test}^{year}

CWE ID	Target domain training	Transfer learning
CWE-119	7.22% (7/97)	18.56% (18/97)
CWE-125	4% (1/25)	28% (7/25)
CWE-20	8.7% (2/23)	30.43% (7/23)
CWE-264	17.65% (3/17)	11.76% (2/17)
CWE-200	0% (0/16)	37.5% (6/16)
CWE-399	7.14% (1/14)	14.29% (2/14)
CWE-476	7.14% (1/14)	35.71% (5/14)
CWE-416	0% (0/11)	0% (0/11)
CWE-362	0% (0/10)	10% (1/10)
CWE-189	0% (0/8)	25% (2/8)
All	6.41% (15/235)	21.27% (50/235)

TABLE 7: Test sequence accuracy on testing data V_{test}^{freq}

turning. VRepair with transfer learning successfully predicts the patch, but not the target domain trained model, showing that the source domain training phase helps VRepair to fix a more sophisticated vulnerability.

Listing 2 is also a notable case where VRepair successfully predicts a multi line patch. The data representation we described in subsection 3.2 allows VRepair to have a concise output representing this multi line patch. The token context diff makes it easier for VRepair to handle multi-line patches, since the output is shorter than the full functions used in related work [16].

```
diff --git a/fs/proc/proc_sysctl.c b/fs/proc/proc_sysctl.c
index 55313d9948954..d4e37acd48217 100644
--- a/fs/proc/proc_sysctl.c
+++ b/fs/proc/proc_sysctl.c
@@ -709,7 +709,7 @@ static int proc_sys_readaddr(struct file
 *file, struct dir_context *ctx)
{
    ctl_dir = container_of(head, struct ctl_dir, header);

    if (!dir_emit_dots(file, ctx))
-       return 0;
+       goto out;

    pos = 2;

@@ -719,6 +719,7 @@ static int proc_sys_readaddr(struct file
 *file, struct dir_context *ctx)
{
    break;
}
+out:
    sysctl_head_finish(head);
    return 0;
}
```

Listing 2: CVE-2016-9191 is correctly predicted by VRepair. It is an example of a multi line vulnerability fix, and the target domain trained model failed to predict the fix.,float

Answer to RQ3: By first learning from a large and generic bug fix dataset, and then tuning the model on the smaller vulnerability fix dataset, VRepair achieves better performance than just training on the small vulnerability fix dataset. Our experiment also shows that the VRepair transfer learning model is able to fix more rare vulnerability types.

5.4 Results for RQ4

In RQ4, we explore different ways of creating test datasets, each of them capturing an important facet of transfer learning. Table 5, Table 6 and Table 7 show the test sequence accuracies on all data splitting strategies (for models trained with either transfer learning and target domain training

only). The first column lists the top-10 most common CWE IDs in each data split of the Big-Vul dataset. The second column presents the performance of the model trained with the small dataset only, *i.e.*, only target domain training on each training split of different data splits. The third column shows the performance of the transfer learning model, which is a model trained on the large bug fix corpus, and then tuned with the vulnerability fix examples. The last row of each table presents the test sequence accuracy on the whole test set on each data split.

From all tables, we can clearly see a large difference between the performance of transfer learning and target domain learning. The models that are only trained with the small vulnerability fix dataset (*i.e.*, target domain training), have a performance of 14.47% on V_{test}^{rand} , 1.99% on V_{test}^{year} and 6.41% on V_{test}^{freq} . They are all worse than the models trained with transfer learning whose performance are 17.3% on V_{test}^{rand} , 20.07% on V_{test}^{year} and 21.27% on V_{test}^{freq} . For all data split strategies (random, time-based, and frequency-based) the transfer learning model outperforms the target domain learning model. In other words, in the cases we studied it is always better to train the model on a big bug fix corpus and then tune the model on a smaller vulnerability fix dataset, rather than just training on the small vulnerability fix dataset, no matter how we split the vulnerability fix dataset.

Interestingly, the performance of models trained with target domain training only varies tremendously between different data split strategies. It varies from 1.99% on V_{test}^{year} to 14.47% on V_{test}^{rand} . In other words, the performance of a vulnerability fixing system trained on a small dataset is unstable; it is highly dependent on how the data is divided into training, validation, and testing data. This has been observed in prior research as well [12]: the knowledge learned from a small dataset is often unreliable. On the other hand, transfer learning models have stable performance, staying in a well-bounded high range from 17.3% on V_{test}^{rand} to 21.27% on V_{test}^{freq} .

When comparing the test sequence accuracies for each vulnerability type, *i.e.*, different CWE IDs, the transfer learning models also surpassed models trained only on the target domain. The only exceptions are CWE-119, CWE-264 and CWE-284 in V_{test}^{rand} from Table 5. This is possibly due to the fact that V_{test}^{rand} is randomly created, but it may be that the nature of the fixes for the CWEs varies over time such that transfer learning was more beneficial for the V_{test}^{year} and V_{test}^{freq} splits. When comparing the overall performance

on V_{test}^{rand} , 14.47% for target domain training vs 17.3% for transfer learning, the transfer learning model is still to be preferred.

We argue that splitting the vulnerability fix dataset based on time is the most appropriate split for evaluating a vulnerability repair system. By splitting the dataset based on time and having the newest vulnerabilities in the test set, we simulate a scenario where we train VRepair on past vulnerability fixes and evaluate it on future vulnerabilities. To this extent, we believe that Table 6 is the most representative approximation of the performance of VRepair in practice.

Answer to RQ4: Regardless of the artifacts of measurement, transfer learning produces a better performance than training on the vulnerability fix dataset only. For the three considered data splitting strategies: random, time-based and frequency-based, transfer learning achieves a stable performance of 17.3%, 20.07% and 21.27% respectively. This validates the core intuition of VRepair: transfer learning overcomes the scarcity of vulnerability data for deep learning and yields reliable effectiveness.

6 ABLATION STUDY

During development of VRepair, we explored alternative architectures and data formats which informed our final methodologies used to answer our research questions. Table 8 highlights 5 comparisons that are of particular interest. The particular data and model used by each ID is not detailed in the table and they are not the same as our final models studied in the research questions, but the description column explains the way the model was varied which produced the results. ID 0 is our golden model of VRepair. We include it in the table for easier comparison against other architectures and dataset formats that we have tried. ID 1 summarizes the benefit of using beam search from the neural network model for our problem. In this comparison, the pass rate on our target dataset V_{test}^{rand} increased from 7.9% with a single model output to 17.3% with a beam size of 50. Because our use model would involve a quick compile check on proposed fixes, then a test set validation, and finally a vulnerability check, we selected a beam width of 50 as a reasonable tradeoff between validation effort and patch quality. ID 2 indicates the benefit of the Transformer architecture for our problem. Here we see that the Transformer model outperforms the bidirectional RNN model. Even when we looked at the training time, the Transformer model took 91 hours to train, while the RNN model took 224 hours despite achieving worse performance.

ID 3 highlights the importance of fault localization for model performance. When a model was trained and tested on raw vulnerable functions without any identification of the vulnerable line(s) we saw rather poor performance. When all vulnerable lines in the source file are identified, the model was much more likely to predict the correct patch to the function. Also, by localizing where the patch should be applied, there are fewer possible interpretations for the context matching to align with and this improves the viability of smaller context sizes. Given that we rely on fault localization for VRepair, labeling all possible vulnerable lines would be

TABLE 8: Ablation studies.

ID	Description	Results
0	VRepair	17.3%
1	Beam width 1	7.9%
	Beam width 10	14.8%
	Beam width 50	17.3%
2	RNN seq2seq	14.78%
	Transformer seq2seq	17.3%
3	No vulnerable line identifier	11.29%
	All vulnerable lines ID'd	21%
	Single block ID'd	21.76%
	First vulnerable line ID'd	17.3%
4	Learn rate 0.001, Hidden size 1024	0%
	Learn rate 0.0005, Hidden size 1024	0%
	Learn rate 0.0001, Hidden size 1024	17.3%
	Learn rate 0.00005, Hidden size 1024	14.78%
5	Learn rate 0.0001, Hidden size 1024	17.3%
	Learn rate 0.0001, Hidden size 512	13.5%
	Learn rate 0.0001, Hidden size 256	12.26%
	Learn rate 0.0001, Hidden size 128	10.69%

ideal and results in a 21% test sequence accuracy. However, most tools will not provide this information. If we limit our model to only predict changes for a contiguous block of lines (i.e, one or more lines after the erroneous line is identified), then the test sequence accuracy is 21.76%. But this would limit the VRepair vulnerability fix capability to only fix vulnerabilities inside a block. Ultimately, our model identifies only the first vulnerable line for input, but repairs may be done to lines after the identified line also. We consider it a reasonable assumption that a fault localization tool, *e.g.*, static analyzer or human, would tend to identify the first faulty line. We make no assumption if the first buggy vulnerable line is the only vulnerable line, meaning that VRepair still can fix multi line vulnerabilities, as we have seen in Listing 2.

IDs 4 and 5 show part of our hyperparameter search space and report results on the held out vulnerability test set after using validation set scores to select pretraining and fine tuning best models.

7 RELATED WORK

7.1 Vulnerability Fixing with Learning

We include related work that fixes vulnerabilities with some kind of learning, meaning that the system should learn fix patterns from a dataset, instead of generating repairs from a set of pre-defined repair templates.

Vurle is a template based approach to repair vulnerability by learning from previous examples [9]. They first extract the edit from the AST diff between the buggy and fixed source code. All edits are then categorized into different edit groups to generate repair templates. To generate a patch, Vurle identifies the best matched edit group and applies the repair template. Vurle is an early work that does not use any deep learning techniques and is only trained and evaluated on 279 vulnerabilities. In contrast, VRepair is trained and

evaluated on 3754 vulnerabilities and is based on deep learning techniques.

Harer *et al.* [5] proposed using generative adversarial networks (GAN), to repair software vulnerabilities. They employed a traditional neural machine translation (NMT) model as the generator to generate the examples to confuse the discriminator. The discriminator task is to distinguish the NMT generated fixes from the real fixes. The trained GAN model is evaluated on the SATE IV dataset [45] consisting of synthetic vulnerabilities. Although Harer *et al.* trained and evaluated their work on a dataset of 117738 functions, the main limitation is that the dataset is fully synthetic. In contrast, our results have better external validity, because they are only based on real world code data.

SeqTrans is the closest related work [6]. Chi *et al.* also aim to fix vulnerabilities. SeqTrans is a Transformer based seq2seq neural network with attention and copy mechanisms. They first extract the method-level code changes from a manually collected vulnerability dataset [46]. Then, the variable names in the buggy and fixed methods are renamed to reduce the vocabulary. The abstracted buggy and fixed methods are used to train SeqTrans. The main difference between VRepair and SeqTrans is the usage of transfer learning. The dataset used to train SeqTrans consists of 624 vulnerabilities, which is orders of magnitude smaller than the number of examples used in our VRepair source domain training phase. Also, our final vulnerability dataset Big-Vul consists of 3754 vulnerabilities which is 5x bigger than the SeqTrans dataset. We also note that the target language is different; we fix C vulnerabilities while SeqTrans is focusing on Java vulnerabilities.

7.2 Vulnerability Fixing without Learning

We include related work that fixes vulnerabilities without learning. Usually, these works do so by having a pool of pre-defined repair templates or use different program analysis techniques to detect and repair the vulnerability.

Senx is an automatic program repair method that generates vulnerability patches using safety properties [47]. A safety property is an expression that can be mapped to variables in the program, and it corresponds to a vulnerability type. It uses the safety property to identify and localize the vulnerability, and then Senx generates the patch. In the implementation, three safety properties are implemented: buffer overflow, bad cast, and integer overflow. For buffer overflow and bad cast, Senx generates a patch where the error handling code is called. But for integer overflow, Senx will generate a patch where the vulnerability is actually fixed.

Mayhem is a cyber reasoning system that won the DARPA Cyber Grand Challenge in 2016 [48]. It is able to generate test cases that expose a vulnerability, and to generate the corresponding binary patch. The patches are based on runtime property checking, *i.e.*, assertions that are likely to be true for a correctly behaving program and false for a vulnerable program. To avoid inserting many unnecessary checks, Mayhem uses formal methods to decide which runtime checks to be added.

Fuzzbuster is also a cyber reasoning system that has participated in the DARPA Cyber Grand Challenge [49]. It

can find security flaws using symbolic execution and fuzz testing, along with generating binary patches to prevent vulnerability. The patches typically shield the function from malicious input, such as a simple filter rule that blocks certain inputs.

ExtractFix is an automated program repair tool that can fix vulnerabilities that can cause a crash [50]. It works by first capturing constraints on inputs that must be satisfied, the constraints capturing the properties for all possible inputs. Then, they find the candidate fix locations by using the crash location as a starting point, and use control/data dependency analysis to find candidate fix locations. The constraints, together with the candidate fix locations, are used to generate a patch such that the constraints cannot be violated at the crash location in the patched program.

MemFix is a static analysis based repair tool for fixing memory deallocation errors in C programs [51], *e.g.*, memory leak, double free, and use-after-free errors. It does so by first generating candidate patches for each allocated object using a static analyzer. The correct patches are the candidate patches that correctly deallocate all object states. It works by reducing the problem into an exact cover problem and uses an SAT solver to find the solution.

LeakFix is an automatic program repair tool for fixing memory leaks in C programs [52]. It first builds the control flow graph of the program and uses intra-procedural analysis to detect and fix memory leaks. The generated fix is checked against a set of procedures that ensures the patch does not interrupt the normal execution of the program.

ClearView is an early work that can protect deployed software by automatically patching vulnerabilities [53]. To do so, ClearView first observes the behavior of software during normal execution and learns invariants that are always satisfied. It uses the learned invariant to detect and repair failures. The patch can change register values and memory locations, or change the control flow. It has been able to resist attack from 10 attacks from an external Red Team.

IntRepair is a repair tool that can detect, repair, and validate patches of integer overflows [54]. It uses symbolic execution to detect integer overflows by comparing the execution graphs with three preconditions. Once an integer overflow is detected, a repair pattern is selected and applied. The resulting patched program is executed again with symbolic execution to check if the integer overflow is repaired.

SoupInt is a system for diagnosing and patching integer overflow exploits [55]. Given an attack instance, SoupInt will first determine if the attack instance is an integer overflow exploit using dynamic data flow analysis. Then, a patch can be generated with different policies. It can either change the control flow or perform a controlled exit.

VRepair is different than all these vulnerability fix systems since it is a learning based system. The major difference is that VRepair is not targeting a specific vulnerability, rather it is able to fix multiple types of vulnerabilities, as seen in Table 4. VRepair is also designed to be able to learn arbitrary vulnerability fixes, rather than having to manually design a repair strategy for each type of vulnerability.

7.3 Vulnerability Datasets

Big-Vul is a C/C++ code vulnerability dataset collected from open sourced GitHub projects [15]. It contains 3754 vulnerabilities with 91 different vulnerability types extracted from 348 GitHub projects. Each vulnerability has a list of attributes, including the CVE ID, CWE ID, commit ID, *etc.* This dataset can be used for vulnerability detection, vulnerability fixing, and analyzing vulnerabilities.

A vulnerability detection system, VulDeePecker [29], created the Code Gadget Database. The dataset contains 61 638 C/C++ code gadgets, in which 17 725 of them are labeled as vulnerable and the remaining 43 913 code gadgets are labeled as not vulnerable. The Code Gadget Database only focuses on two types of vulnerability categories: buffer error (CWE-119) and resource management error (CWE-399). By contrast, the Big-Vul that is used in this paper contains vulnerabilities with 91 different CWE IDs.

Ponta *et al.* created a manually curated dataset of Java vulnerability fixes [46] which has been used to train SeqTrans, a vulnerability fixing system [6] presented above. The dataset has been collected through a vulnerability assessment tool called "project KB", which is open sourced. In total, Ponta's dataset contains 624 vulnerabilities collected from 205 open sourced Java projects.

SATE IV is a vulnerability fix dataset originally used to evaluate static analysis tools on the task of finding security relevant defects [45]. SATE IV consists of 117 738 synthetic C/C++ functions with vulnerabilities spanning across 116 CWE IDs, where 41 171 functions contain a vulnerability and 76 567 do not.

VulinOSS is a vulnerability dataset gathered from open source projects [56]. The dataset is created from the vulnerability reports of the National Vulnerability Database. They manually assessed the dataset to remove any projects that do not have a publicly available repository. In total, the dataset contains 17 738 vulnerabilities from 153 projects across 219 programming languages.

Cao *et al.* collected a C/C++ vulnerability dataset from GitHub and the National Vulnerability Database, consisting of 2149 vulnerabilities [57]. They used the dataset to train a bi-directional graph neural network for a vulnerability detection system.

In our work, we choose to use Big-Vul as our vulnerability fix dataset because it is the most recent dataset with C/C++ vulnerabilities, and it has the largest number of C/C++ vulnerabilities.

7.4 Seq2Seq Learning on Code

Seq2seq learning has been used in other domains on source code. Here we present related works that used seq2seq neural networks on source code.

One of the first papers that used seq2seq learning on source code is DeepFix [17], which is about fixing compiler errors. They encode the erroneous program by replacing variable names with a pre-defined pool of identifiers to reduce the vocabulary. The program is then tokenized, and a line number token is added for each line, so that the output can predict a fix for a single code line. C programs written by students are encoded and used to train DeepFix, and it

was able to fix 27% of all compiler errors completely and 19% of them partially.

Tufano *et al.* investigated the possibility of using seq2seq learning to learn bug fixing patches in the wild [16]. Similar to our approach, they collected a bug fix corpus by filtering commits from GitHub based on the commit message. The input is the buggy function code, where identifiers are replaced with a general name, such as `STRING_X`, `INT_X`, and `FLOAT_X`. Then, they trained a seq2seq model where the output is the fixed function code. They found that seq2seq learning is a viable approach to learn how to fix code, but found that the model's performance decreased with the output length.

SequenceR learned to fix single line Java bugs using seq2seq learning [23]. The input to SequenceR is the buggy class, where unnecessary context is removed, such as the function body of non-buggy functions. The input also encodes the fault localization information by surrounding the suspicious line with `<START_BUG>` and `<END_BUG>`. The output is the code line to replace the suspicious line. They used the copy mechanism to deal with the vocabulary problem, instead of renaming identifiers. SequenceR was evaluated on Defects4J and was able to fix 14 out of 75 bugs.

CoCoNut is an approach that combines multiple seq2seq models to repair bugs in Java programs [58]. They used two encoders to encode the buggy program; one encoder generates a representation for the buggy line, and another encoder generates a representation for the context. These two representations are then merged to predict the bug fix. They trained multiple different models and used ensemble learning to combine the predictions from all models.

DLFix is an automated program repair tool for fixing Java bugs [59]. It is different from other approaches in that it uses tree-based RNN and has two layers. The first layer is a tree-based RNN that encodes the AST that surrounds the buggy source code, which is passed to the second layer. The second layer takes the context vector and learns how to transform the buggy sub-tree. It will generate multiple patches for a single bug, and it deploys a character level CNN to rank all the generated patches.

The major difference between VRepair and these works is that VRepair is targeting vulnerabilities. In this work, we evaluate VRepair with the most notable vulnerabilities which have a CVE ID, they are all confirmed vulnerabilities reported by security researchers. These vulnerabilities are essentially different from related work considered functional bugs, for example from Defects4J [60]. To the best of our knowledge, VRepair is the first approach that uses transfer learning to repair source code.

7.5 Transfer Learning in Software Engineering

To the best of our knowledge, there are only a few works that use transfer learning in the software engineering domain, and none of them use it for generating code fixes. Recently, Ding has done a comprehensive study on applying transfer learning on different software engineering problems [61], such as code documentation generation and source code summarization. He found that transfer learning improves performance on all problems, especially when the dataset is tiny and could be easily overfitted. In our work,

we deploy transfer learning for vulnerability fixing and show that it also improves accuracy. Also, we show that our model trained with transfer learning has a more stable and superior performance compared to training on the small dataset.

Huang, Zhou, and Chin used transfer learning to avoid the problem of having a small dataset for the error type classification task, *i.e.*, predict the vulnerability type [62]. They trained a Transformer model on the small dataset and achieved 7.1% accuracy. When training first on a bigger source dataset and tuned afterward on the same dataset, Huang *et al.* [62] managed to get 69.1% accuracy. However, their work is not about transfer learning and therefore the transfer learning experiment was relatively simple and short. In our work, we conduct multiple experiments to show the advantages of using transfer learning for vulnerability fixing.

Sharma *et al.* has applied transfer learning on the task of detecting code smell [63]. They train the models on C# code and use them to detect code smells with Java code examples and vice versa. They found that such models achieved similar performance to models directly trained on the same program language. This is different from our work; we observed that transfer learning improved the performance and made the performance more stable.

8 CONCLUSION

In this paper, we have proposed VRepair, a novel system for automatically fixing C vulnerabilities using neural networks. To tackle the problem of having only small vulnerability fix datasets, our key insight is to use transfer learning: we first train VRepair with a big bug-fix corpus, and then we fine-tune on a curated vulnerability fix dataset.

We have performed a series of original and large scale experiments. In our experiment, we found that VRepair's transfer learning outperforms a neural network that is only trained on the small vulnerability fix dataset, attaining 17.3% accuracy instead of 14.47%. This result shows that transfer learning is promising to deal with the small dataset problem in the domain of machine learning for vulnerability fixing. Put in another way, our experiments show the knowledge learned from the bug fixing task can be transferred to the vulnerability fixing task, which has never been studied before to the best of our knowledge. We also found in our experiments that transfer learning is much more stable and superior when different subsets of the vulnerability fix dataset are used to train both models.

In the future, we would like to explore the possibility of using an even larger source domain dataset. We believe that one can achieve results similar to those of GPT-3 – a massive, generic natural language model with 175 billion parameters [64]. In the context of software engineering, we envision that we could train a single model on all code changes from GitHub, not just bug fixes, and tune it on tasks such as code comment generation, function name prediction, and vulnerability fixing.

ACKNOWLEDGMENTS

This project is partially financially supported by the Swedish Foundation for Strategic Research (SSF).

REFERENCES

- [1] (2021). "The 2020 state of the octoverse," [Online]. Available: <https://octoverse.github.com/> (visited on 03/15/2021).
- [2] D. Radjenović, M. Heričko, R. Torkar, and A. Živković, "Software fault prediction metrics: A systematic literature review," *Information and software technology*, vol. 55, no. 8, pp. 1397–1418, 2013.
- [3] H. Homaei and H. R. Shahriari, "Seven years of software vulnerabilities: The ebb and flow," *IEEE Security & Privacy*, vol. 15, no. 1, pp. 58–65, 2017.
- [4] "Github octoverse 2020 security report," GitHub, 2021.
- [5] J. Harer, O. Ozdemir, T. Lazovich, C. P. Reale, R. L. Russell, L. Y. Kim, and P. Chin, "Learning to repair software vulnerabilities with generative adversarial networks," *arXiv preprint arXiv:1805.07475*, 2018.
- [6] J. Chi, Y. Qu, T. Liu, Q. Zheng, and H. Yin, "Seqtrans: Automatic vulnerability fix via sequence to sequence learning," *arXiv preprint arXiv:2010.10805*, 2020.
- [7] T. Ji, Y. Wu, C. Wang, X. Zhang, and Z. Wang, "The coming era of alphahacking?: A survey of automatic software vulnerability detection, exploitation and patching techniques," in *2018 IEEE third international conference on data science in cyberspace (DSC)*, IEEE, 2018, pp. 53–60.
- [8] C. Sun, A. Shrivastava, S. Singh, and A. Gupta, "Revisiting unreasonable effectiveness of data in deep learning era," in *Proceedings of the IEEE international conference on computer vision*, 2017, pp. 843–852.
- [9] S. Ma, F. Thung, D. Lo, C. Sun, and R. H. Deng, "Vurle: Automatic vulnerability detection and repair by learning from examples," in *European Symposium on Research in Computer Security*, Springer, 2017, pp. 229–246.
- [10] O. Bojar, C. Buck, C. Federmann, B. Haddow, P. Koehn, J. Leveling, C. Monz, P. Pecina, M. Post, H. Saint-Amant, R. Soricut, L. Specia, and A. s. Tamchyna, "Findings of the 2014 workshop on statistical machine translation," in *Proceedings of the Ninth Workshop on Statistical Machine Translation*, Baltimore, Maryland, USA: Association for Computational Linguistics, Jun. 2014, pp. 12–58. [Online]. Available: <http://www.aclweb.org/anthology/W/W14/W14-3302>.
- [11] K. M. Hermann, T. Kocisky, E. Grefenstette, L. Espeholt, W. Kay, M. Suleyman, and P. Blunsom, "Teaching machines to read and comprehend," in *Advances in neural information processing systems*, 2015, pp. 1693–1701.
- [12] D.-C. Li, C.-S. Wu, T.-I. Tsai, and Y.-S. Lina, "Using mega-trend-diffusion and artificial samples in small data set learning for early flexible manufacturing system scheduling knowledge," *Computers & Operations Research*, vol. 34, no. 4, pp. 966–982, 2007.
- [13] J. Schmidt, J. Shi, P. Borlido, L. Chen, S. Botti, and M. A. Marques, "Predicting the thermodynamic stability of solids combining density functional theory and machine learning," *Chemistry of Materials*, vol. 29, no. 12, pp. 5090–5103, 2017.

- [14] O. Adams, A. Makarucha, G. Neubig, S. Bird, and T. Cohn, "Cross-lingual word embeddings for low-resource language modeling," in *Proceedings of the 15th Conference of the European Chapter of the Association for Computational Linguistics: Volume 1, Long Papers*, 2017, pp. 937–947.
- [15] J. Fan, Y. Li, S. Wang, and T. N. Nguyen, "A c/c++ code vulnerability dataset with code changes and cve summaries," in *Proceedings of the 17th International Conference on Mining Software Repositories*, 2020, pp. 508–512.
- [16] M. Tufano, C. Watson, G. Bavota, M. D. Penta, M. White, and D. Poshyvanyk, "An empirical study on learning bug-fixing patches in the wild via neural machine translation," *ACM Transactions on Software Engineering and Methodology (TOSEM)*, vol. 28, no. 4, pp. 1–29, 2019.
- [17] R. Gupta, S. Pal, A. Kanade, and S. Shevade, "Deepfix: Fixing common c language errors by deep learning," in *Proceedings of the aaai conference on artificial intelligence*, vol. 31, 2017.
- [18] N. Losses, "Estimating the global cost of cybercrime," McAfee, Centre for Strategic & International Studies, 2014.
- [19] I. Sutskever, O. Vinyals, and Q. Le, "Sequence to sequence learning with neural networks," *Advances in NIPS*, 2014.
- [20] Y. Wu, M. Schuster, Z. Chen, Q. V. Le, M. Norouzi, W. Macherey, M. Krikun, Y. Cao, Q. Gao, K. Macherey, et al., "Google's neural machine translation system: Bridging the gap between human and machine translation," *arXiv preprint arXiv:1609.08144*, 2016.
- [21] R. Nallapati, B. Zhou, C. Gulcehre, B. Xiang, et al., "Abstractive text summarization using sequence-to-sequence rnns and beyond," *arXiv preprint arXiv:1602.06023*, 2016.
- [22] A. Hindle, E. T. Barr, Z. Su, M. Gabel, and P. Devanbu, "On the naturalness of software," in *2012 34th International Conference on Software Engineering (ICSE)*, IEEE, 2012, pp. 837–847.
- [23] Z. Chen, S. J. Kommrusch, M. Tufano, L.-N. Pouchet, D. Poshyvanyk, and M. Monperrus, "Sequencer: Sequence-to-sequence learning for end-to-end program repair," *IEEE Transactions on Software Engineering*, 2019.
- [24] A. Vaswani, N. Shazeer, N. Parmar, J. Uszkoreit, L. Jones, A. N. Gomez, Ł. Kaiser, and I. Polosukhin, "Attention is all you need," in *Advances in neural information processing systems*, 2017, pp. 5998–6008.
- [25] L. Torrey and J. Shavlik, "Transfer learning," in *Handbook of research on machine learning applications and trends: algorithms, methods, and techniques*, IGI global, 2010, pp. 242–264.
- [26] A. Mesbah, A. Rice, E. Johnston, N. Glorioso, and E. Aftandilian, "Deepdelta: Learning to repair compilation errors," in *Proceedings of the 2019 27th ACM Joint Meeting on European Software Engineering Conference and Symposium on the Foundations of Software Engineering*, 2019, pp. 925–936.
- [27] D. Tarlow, S. Moitra, A. Rice, Z. Chen, P.-A. Manzagol, C. Sutton, and E. Aftandilian, "Learning to fix build errors with graph2diff neural networks," in *Proceedings of the IEEE/ACM 42nd International Conference on Software Engineering Workshops*, 2020, pp. 19–20.
- [28] G. Lin, S. Wen, Q.-L. Han, J. Zhang, and Y. Xiang, "Software vulnerability detection using deep neural networks: A survey," *Proceedings of the IEEE*, vol. 108, no. 10, pp. 1825–1848, 2020.
- [29] Z. Li, D. Zou, S. Xu, X. Ou, H. Jin, S. Wang, Z. Deng, and Y. Zhong, "Vuldeepecker: A deep learning-based system for vulnerability detection," *arXiv preprint arXiv:1801.01681*, 2018.
- [30] R. Russell, L. Kim, L. Hamilton, T. Lazovich, J. Harer, O. Ozdemir, P. Ellingwood, and M. McConley, "Automated vulnerability detection in source code using deep representation learning," in *2018 17th IEEE international conference on machine learning and applications (ICMLA)*, IEEE, 2018, pp. 757–762.
- [31] (2021). "Infer," [Online]. Available: <https://fbinfer.com/> (visited on 03/15/2021).
- [32] K. Cho, B. Van Merriënboer, D. Bahdanau, and Y. Bengio, "On the properties of neural machine translation: Encoder-decoder approaches," *arXiv preprint arXiv:1409.1259*, 2014.
- [33] L. Prechelt, "Early stopping-but when?" In *Neural Networks: Tricks of the trade*, Springer, 1998, pp. 55–69.
- [34] U. Z. Ahmed, P. Kumar, A. Karkare, P. Kar, and S. Gulwani, "Compilation error repair: For the student programs, from the student programs," in *Proceedings of the 40th International Conference on Software Engineering: Software Engineering Education and Training*, ACM, 2018, pp. 78–87.
- [35] (2015). "Gh archive," [Online]. Available: <https://www.gharchive.org> (visited on 03/15/2021).
- [36] G. Klein, Y. Kim, Y. Deng, J. Senellart, and A. M. Rush, "OpenNMT: Open-Source Toolkit for Neural Machine Translation," *ArXiv e-prints*, eprint: [1701.02810](https://arxiv.org/abs/1701.02810).
- [37] D. P. Kingma and J. Ba, "Adam: A method for stochastic optimization," *arXiv preprint arXiv:1412.6980*, 2014.
- [38] N. Srivastava, G. Hinton, A. Krizhevsky, I. Sutskever, and R. Salakhutdinov, "Dropout: A simple way to prevent neural networks from overfitting," *The journal of machine learning research*, vol. 15, no. 1, pp. 1929–1958, 2014.
- [39] C. Szegedy, V. Vanhoucke, S. Ioffe, J. Shlens, and Z. Wojna, "Rethinking the inception architecture for computer vision," in *Proceedings of the IEEE conference on computer vision and pattern recognition*, 2016, pp. 2818–2826.
- [40] T. Lutellier, L. Pang, V. H. Pham, M. Wei, and L. Tan, "Encore: Ensemble learning using convolution neural machine translation for automatic program repair," *arXiv preprint arXiv:1906.08691*, 2019.
- [41] Clang: A C language family frontend for LLVM, <http://clang.llvm.org/>; accessed 3-Apr-2021.
- [42] M. Allamanis, "The adverse effects of code duplication in machine learning models of code," in *Proceedings of the 2019 ACM SIGPLAN International Symposium on New Ideas, New Paradigms, and Reflections on Programming and Software*, 2019, pp. 143–153.
- [43] H.-C. Shin, H. R. Roth, M. Gao, L. Lu, Z. Xu, I. Nogues, J. Yao, D. Mollura, and R. M. Summers,

- "Deep convolutional neural networks for computer-aided detection: Cnn architectures, dataset characteristics and transfer learning," *IEEE transactions on medical imaging*, vol. 35, no. 5, pp. 1285–1298, 2016.
- [44] M. Yasunaga and P. Liang, "Graph-based, self-supervised program repair from diagnostic feedback," in *International Conference on Machine Learning*, PMLR, 2020, pp. 10799–10808.
- [45] V. Okun, A. Delaitre, and P. E. Black, "Report on the static analysis tool exposition (sate) iv," *NIST Special Publication*, vol. 500, p. 297, 2013.
- [46] S. E. Ponta, H. Plate, A. Sabetta, M. Bezzi, and C. Dangremont, "A manually-curated dataset of fixes to vulnerabilities of open-source software," in *2019 IEEE/ACM 16th International Conference on Mining Software Repositories (MSR)*, IEEE, 2019, pp. 383–387.
- [47] Z. Huang, D. Lie, G. Tan, and T. Jaeger, "Using safety properties to generate vulnerability patches," in *2019 IEEE Symposium on Security and Privacy (SP)*, IEEE, 2019, pp. 539–554.
- [48] T. Avgerinos, D. Brumley, J. Davis, R. Goulden, T. Nighswander, A. Rebert, and N. Williamson, "The mayhem cyber reasoning system," *IEEE Security & Privacy*, vol. 16, no. 2, pp. 52–60, 2018.
- [49] D. J. Musliner, S. E. Friedman, M. Boldt, J. Benton, M. Schuchard, P. Keller, and S. McCamant, "Fuzzbomb: Autonomous cyber vulnerability detection and repair," in *Fourth International Conference on Communications, Computation, Networks and Technologies (INNOV 2015)*, 2015.
- [50] X. Gao, B. Wang, G. J. Duck, R. Ji, Y. Xiong, and A. Roychoudhury, "Beyond tests: Program vulnerability repair via crash constraint extraction," 2020.
- [51] J. Lee, S. Hong, and H. Oh, "Memfix: Static analysis-based repair of memory deallocation errors for c," in *Proceedings of the 2018 26th ACM Joint Meeting on European Software Engineering Conference and Symposium on the Foundations of Software Engineering*, 2018, pp. 95–106.
- [52] Q. Gao, Y. Xiong, Y. Mi, L. Zhang, W. Yang, Z. Zhou, B. Xie, and H. Mei, "Safe memory-leak fixing for c programs," in *2015 IEEE/ACM 37th IEEE International Conference on Software Engineering*, IEEE, vol. 1, 2015, pp. 459–470.
- [53] J. H. Perkins, S. Kim, S. Larsen, S. Amarasinghe, J. Bachrach, M. Carbin, C. Pacheco, F. Sherwood, S. Sidiroglou, G. Sullivan, *et al.*, "Automatically patching errors in deployed software," in *Proceedings of the ACM SIGOPS 22nd symposium on Operating systems principles*, 2009, pp. 87–102.
- [54] P. Muntean, M. Monperrus, H. Sun, J. Grossklags, and C. Eckert, "Intrepair: Informed repairing of integer overflows," *IEEE Transactions on Software Engineering*, 2019.
- [55] T. Wang, C. Song, and W. Lee, "Diagnosis and emergency patch generation for integer overflow exploits," in *International Conference on Detection of Intrusions and Malware, and Vulnerability Assessment*, Springer, 2014, pp. 255–275.
- [56] A. Gkortzis, D. Mitropoulos, and D. Spinellis, "Vulinnos: A dataset of security vulnerabilities in open-source systems," in *Proceedings of the 15th International Conference on Mining Software Repositories*, 2018, pp. 18–21.
- [57] S. Cao, X. Sun, L. Bo, Y. Wei, and B. Li, "Bgnn4vd: Constructing bidirectional graph neural-network for vulnerability detection," *Information and Software Technology*, p. 106576, 2021.
- [58] T. Lutellier, H. V. Pham, L. Pang, Y. Li, M. Wei, and L. Tan, "Coconut: Combining context-aware neural translation models using ensemble for program repair," in *Proceedings of the 29th ACM SIGSOFT International Symposium on Software Testing and Analysis*, 2020, pp. 101–114.
- [59] Y. Li, S. Wang, and T. N. Nguyen, "Dlfix: Context-based code transformation learning for automated program repair," in *Proceedings of the ACM/IEEE 42nd International Conference on Software Engineering*, 2020, pp. 602–614.
- [60] R. Just, D. Jalali, and M. D. Ernst, "Defects4j: A database of existing faults to enable controlled testing studies for java programs," in *Proceedings of the 2014 International Symposium on Software Testing and Analysis*, 2014, pp. 437–440.
- [61] W. Ding, "Exploring the possibilities of applying transfer learning methods for natural language processing in software development," M.S. thesis, Technische Universität München, 2021.
- [62] S. Huang, X. Zhou, and S. Chin, "Application of seq2seq models on code correction," *arXiv e-prints*, arXiv–2001, 2020.
- [63] T. Sharma, V. Efstathiou, P. Louridas, and D. Spinellis, "Code smell detection by deep direct-learning and transfer-learning," *Journal of Systems and Software*, p. 110936, 2021.
- [64] T. B. Brown, B. Mann, N. Ryder, M. Subbiah, J. Kaplan, P. Dhariwal, A. Neelakantan, P. Shyam, G. Sastry, A. Askell, *et al.*, "Language models are few-shot learners," *arXiv preprint arXiv:2005.14165*, 2020.