

Text2App: A Framework for Creating Android Apps from Text Descriptions

Masum Hasan^{1*}, Kazi Sajeed Mehrab^{1*}, Wasi Uddin Ahmad², and Rifat Shahriyar¹

¹Bangladesh University of Engineering and Technology (BUET)

²University of California, Los Angeles (UCLA)

¹*masum@ra.cse.buet.ac.bd, 1505025.ksh@ugrad.cse.buet.ac.bd, rifat@cse.buet.ac.bd*

²*wasiahmad@cs.ucla.edu*

Abstract

We present Text2App – a framework that allows users to create functional Android applications from natural language specifications. The conventional method of source code generation tries to generate source code directly, which is impractical for creating complex software. We overcome this limitation by transforming natural language into an abstract intermediate formal language representing an application with a substantially smaller number of tokens. The intermediate formal representation is then compiled into target source codes. This abstraction of programming details allows seq2seq networks to learn complex application structures with less overhead. In order to train sequence models, we introduce a data synthesis method grounded in a human survey. We demonstrate that Text2App generalizes well to unseen combination of app components and it is capable of handling noisy natural language instructions. We explore the possibility of creating applications from highly abstract instructions by coupling our system with GPT-3 – a large pretrained language model. The source code, a ready-to-run demo notebook, and a demo video are publicly available at <http://text2app.github.io>.

1 Introduction

Mobile application developers often have to build applications from natural language requirements provided by their clients or managers. An automated tool to build functional applications from such natural language descriptions will significantly value this application development process. For many years, researchers have been trying to generate source code from natural language descriptions (Yin and Neubig, 2017; Ling et al., 2016), with the aspiration to automatically generate full-fledged software systems further down

* Equal contribution

Natural language description:

Create an app with a textbox, a button named “Speak”, and a text2speech. When the button is clicked, speak the text in the text box.

Simplified App Representation:

```
<comlist>
  <textbox>
  <button> STRING0
</button>
  <text2speech>
</comlist>
```

```
<code>
  <button1_clicked>
    <speak>
      <textbox1text>
    </speak>
  </button1_clicked>
</code>
```

Literal Dictionary:

```
{
  “STRING0”: “Speak”
}
```

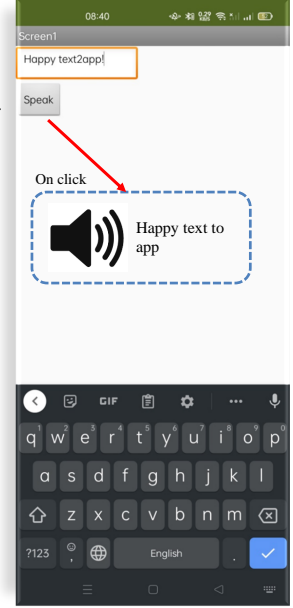


Figure 1: An example app created by our system that speaks the textbox text on button press. The natural language is machine translated to a simpler intermediate formal language which is compiled into an app source code. Literals are separated before machine translation.

the road. To date, however, the task of source code generation has turned out to be highly difficult – the best deep neural networks, consisting of hundreds of millions of parameters and trained with hundreds of gigabytes of data, fails to achieve an accuracy higher than 20% (Ahmad et al., 2021; Lu et al., 2021). With the task of source code generation lagging behind, the ambition to produce software automatically from natural language descriptions has remained a distant reality.

In this work, we present Text2App, a novel pipeline to generate Android Mobile Applications (app) from natural language (NL) descriptions. Instead of an end-to-end learning-based model, we break down the challenging task of app development into modular components and apply learning-

based methods only where necessary. We create a formal language named *Simplified App Representation (SAR)*, to represent an app with a minimal number of tokens and train a sequence-to-sequence neural network to generate this formal representation from an NL. Fig. 1 shows an example of a formal representation created from a given natural language. Using a custom-made compiler, we convert the simplified formal representation to the application source code from which a functional app can be built. We create a data synthesis method and a BERT-based natural language augmentation method to synthesize realistic natural language and associated SAR parallel corpus.

We demonstrate that the compact app representation allows seq2seq models to generate app from significantly noisy input, even being able to predict combinations it has not seen during training. Moreover, we open source our implementation to the community, and lay down the groundwork to extend the features and functionalities of Text2App beyond what we demonstrated in this paper.

2 Related Works

Historically, deep learning based program generation tended to focus on generating unit functions or methods from natural language instructions using sequence-to-sequence or sequence-to-tree architectures (Ling et al., 2016; Yin and Neubig, 2017; Brockschmidt et al., 2019; Parisotto et al., 2017; Rabinovich et al., 2017; Ahmad et al., 2021; Lu et al., 2021). Although these approaches are interesting, they are limited by sequential models’ ability to generate long sequences. For reference, the best Transformer based models generates a function with an accuracy of around 20% (Ahmad et al., 2021; Lu et al., 2021). Deeming large scale software development infeasible in this method.

The second type of works in program generation that sparked researcher’s interest is generating GUI source code from a screenshot, hand-drawn image, or text description of the GUI (Beltramelli, 2018; Jain et al., 2019; Robinson, 2019; Zhu et al., 2019; Moran et al., 2020; Kolthoff, 2019). These works are limited to generating GUI design only, and does not naturally extend to functionality based programming. To the best of our knowledge, ours is the first work on developing working software with interdependent functional components from natural language description.

3 Text2App

Text2App is a framework that aims to build operational mobile applications from natural language (NL) specifications. We make this possible by translating a specification to an intermediate, compact, formal representation which is compiled into the application source code in a later step. This intermediate language helps our system represent an application with a substantially smaller number of tokens, allowing seq2seq models to generate intricate apps in a few decoding steps, which otherwise would be unsolvable by current sequential models.

We design a formal language named *Simplified App Representation (SAR)* that captures the app design, components, and functionalities in a small number of tokens. Our SAR compiler converts a SAR code to an application source code. Using MIT App Inventor¹ – a popular, accessible application development tool – we can build functional application from the app source code in a matter of minutes. We conduct a human survey to understand user perception of text-based app development. Based on our observations from the survey, we create a data synthesis approach to automatically generate fluent natural language descriptions of apps along with corresponding SARs. Using the synthesized parallel NL-SAR data, we train a sequence-to-sequence neural network to predict SAR from a given text description of an app, which is then compiled into functional apps. Fig. 2 describes each step in our natural language to app generation process. The system is built to be modular, where each module is self-contained: independent and with a single, well-defined purpose. This allows us to modify one part of the system without affecting the others and debug the system to pinpoint any error.

Literals like strings, numbers are separated during the preprocessing and are re-introduced during compilation. Contrary to conventional programming languages, unless a user specifies a detail of an app component, a suitable default is assumed. This allows the user to describe an app more naturally and also reduces unnecessary overhead from the sequential model.

3.1 Survey on Natural Language based App Development

In order to understand how an end user would perceive a text based app development system, early in

¹<https://appinventor.mit.edu/>

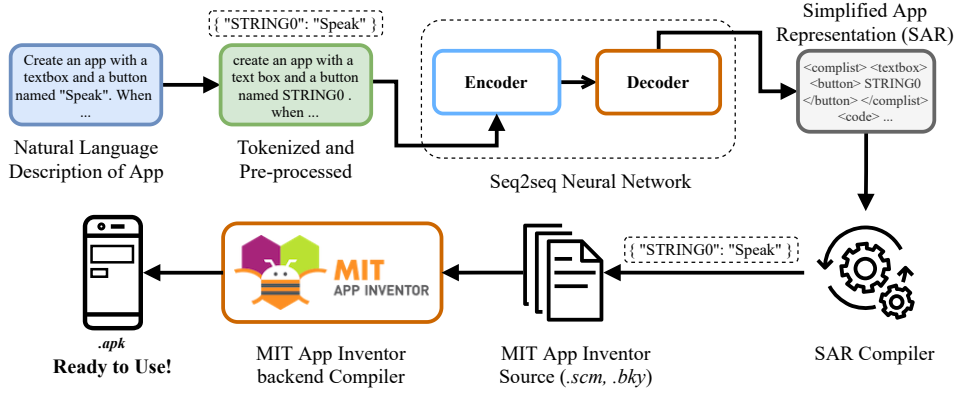


Figure 2: Text2App Prediction Pipeline. A given text is formatted and passed to a seq2seq network to be translated into SAR. Using a SAR Compiler, it is converted to App Inventor project, which can be built into an application.

our study we performed a semi-structured human survey among participants with some level of programming experience. We asked them to describe one or more mobile applications from a given set of app components. We received a total of 57 responses² from 30 participants. We observe that 36 out of the 57 responses contains enough details for automatic app creation. 19 of the responses contains information that are not contained in the description, and it would require external knowledge to be converted to app (e.g. “*make a photo editing app*” – requires a system to know what a photo editor is). The observations from this survey helps us to create a data synthesis method, and it works as a general guideline for our study design.

3.2 Simplified App Representation (SAR)

SAR is an abstract, intermediate, formal language that represents a mobile application in our system. We design SAR to be minimal and compact, at the same time, to completely describe an application. We formally define the Context Free Grammar of SAR using the following production rules:

$$\begin{aligned}
 \langle \text{SAR} \rangle &\rightarrow \langle \text{screens} \rangle \\
 \langle \text{screens} \rangle &\rightarrow \langle \text{screen} \rangle \langle \text{NEXT} \rangle \langle \text{screens} \rangle \mid \langle \text{screen} \rangle \\
 \langle \text{screen} \rangle &\rightarrow \langle \text{complist} \rangle \langle \text{code} \rangle \\
 \langle \text{complist} \rangle &\rightarrow \langle \text{COMPLIST} \rangle \langle \text{comps} \rangle \langle \text{/COMPLIST} \rangle \\
 \langle \text{comps} \rangle &\rightarrow \langle \text{comps} \rangle \langle \text{comp} \rangle \mid \langle \text{comp} \rangle \\
 \langle \text{comp} \rangle &\rightarrow \langle \text{COMP} \rangle \langle \text{args} \rangle \langle \text{/COMP} \rangle \mid \langle \text{COMP} \rangle \\
 \langle \text{code} \rangle &\rightarrow \langle \text{CODE} \rangle \langle \text{events} \rangle \langle \text{/CODE} \rangle \\
 \langle \text{events} \rangle &\rightarrow \langle \text{event} \rangle \langle \text{events} \rangle \mid \langle \text{event} \rangle \\
 \langle \text{event} \rangle &\rightarrow \langle \text{EVENT} \rangle \langle \text{actions} \rangle \langle \text{/EVENT} \rangle \\
 \langle \text{actions} \rangle &\rightarrow \langle \text{actions} \rangle \langle \text{action} \rangle \mid \langle \text{action} \rangle \\
 \langle \text{action} \rangle &\rightarrow \langle \text{ACTION} \rangle \langle \text{args} \rangle \langle \text{/ACTION} \rangle
 \end{aligned}$$

$$\begin{aligned}
 \langle \text{args} \rangle &\rightarrow \langle \text{arg} \rangle \langle \text{args} \rangle \mid \langle \text{arg} \rangle \\
 \langle \text{arg} \rangle &\rightarrow \langle \text{ARG} \rangle \langle \text{VAL} \rangle \mid \langle \text{ARG} \rangle \mid \langle \text{VAL} \rangle
 \end{aligned}$$

Here, $\langle \text{SAR} \rangle$ is the starting symbol and the tokens inside quotes are terminals. A mobile application in our system firstly consists of screens. Each screen contains an ordered list of visible (e.g. video player, textbox) or invisible (e.g. accelerometer, text2speech) components, which are identified with the $\langle \text{COMPLIST} \rangle$ tokens. Next, the application logic is defined within the $\langle \text{CODE} \rangle$ tokens. One functionality in our system is a unit tuple containing an *event*, an *action*, and a *value*. $\langle \text{EVENT} \rangle$ is an external or internal process that triggers an action. $\langle \text{ACTION} \rangle$ is a process that performs a certain operation. Both $\langle \text{EVENT} \rangle$ and $\langle \text{ACTION} \rangle$ components often have properties that determine their identity or behavior. For example, an animated ball has properties ‘color’, ‘speed’, ‘radius’, etc. Each of these properties are referred to as an argument or $\langle \text{ARG} \rangle$ and the values of such arguments are indicated by $\langle \text{VAL} \rangle$. As for example, Figure 1 demonstrates the SAR code for an app containing button, and text2speech. Here, $\langle \text{button1_clicked} \rangle$ event triggers the action $\langle \text{say} \rangle$ from the text2speech component, which consumes the $\langle \text{textbox1text} \rangle$ - the text written in the textbox1 as a value.

3.3 Converting SAR to Mobile Apps

We convert SAR to MIT App Inventor (MIT AI) project using a custom written compiler. The project is then compiled into functioning app (.apk) using MIT AI server. MIT App Inventor is a popular tool for app development large community of active developers, rich and growing functionalities, and relatively simpler internal structure for

²<http://bit.ly/AppDescriptions>

apps. MIT AI file structure mainly consists of a Scheme (.*scm*) file consisting of components and their properties and a Blockly (.*bky*) file consisting code functionalities. Appendix A and B respectively shows the .*scm* and .*bky* files for the example shown in Fig. 1. The following algorithm roughly shows our SAR to source conversion process.

Algorithm 1: Compiling SAR to .*scm*, .*bky*

```

1 Input SAR tokens, LiteralDict
2 Output .scm, .bky
3 scm = initializeSCM() bky =
  initializeBKY()
4 for token in complist do
5   if isComponentStart(token) then
6     uuid = generateNumUUID()
7     n = getCompNum(token)
8     if token.hasArgument() then
9       args = fetchArgs(token,
        LiteralDict)
10    t = getTemplate(token)
11    t.set(n, uuid, args)
12  scm.add(t)
13 write(scm)
14 for token in code do
15   t = getTemplate(token)
16   uuid = generateStringUUID()
17   if token.isLiteral() then
18     val = LiteralDict[token]
19     if val.isFileDir() & fileDoesNotExist
      then
20       val = closestMatchingFile()
21     t.set(val)
22   else
23     if token.hasNumber() then
24       number = regexMatch(token)
25       t.set(number)
26   t.set(uuid)
27   bky.add(t)
28 write(bky)

```

All possible SAR tokens have corresponding predefined template source codes. The compiler parses the SAR token by token and fetches the corresponding template. Each template is provided with a UUID³, serial number, and necessary arguments and finally added to their respective file. The

³Universal Unique Identifier

component portion of the SAR is added to an .*scm* file, and the code portion to a .*bky* file. Literal dictionary consists of literal values that were separated from the NL during preprocessing and are reintroduced during compilation.

Once .*scm* and .*bky* files are produced, they are compressed into an MIT AI project file (.*aia*). The project file have to be uploaded to the publicly available MIT AI server. Then the user can debug the app, or download it as an executable (.*apk*) file.

3.4 Synthesising Natural Language and SAR Parallel Data

Based on the findings of our survey described in Section 3.1, we develop a data synthesis method for generating natural language app description and SAR data parallelly. First, from a list of allowed components, we randomly select a certain number of components. Most components (i.e. button, textbox) are allowed to be repeated a certain number of times, but some components (e.g. text2speech, accelerometer) can only appear once. The selected components are sorted into three groups, *event component*, *action component*, and *value component* (detailed in Section 3.2). For each event, action, and value components, their functionalities are selected randomly from a predefined list. When the components, arguments, and their functionalities are selected, we stochastically create a natural language description by sampling natural language snippets from predefined lists. Furthermore, we deterministically create a SAR representation of an app and the functionalities. Figure 3 demonstrates creation of a simple app with three components. The random selection process and repetition of components allows our synthesis method to create wide variety of apps.

3.5 BERT Based NL Augmentation

Data augmentation is common practice in computer vision, where an image is rotated, cropped, scaled, or corrupted, in order to increase the data size and introducing variation to the dataset. To add diversity to our synthetic dataset, we propose a data augmentation method where we mutate a certain percentage of words in our dataset using the Masked Language Modeling (MLM) property of pretrained BERT (Devlin et al., 2019). First a selected word is replaced with a BERT [MASK] token and a pretrained BERT model is asked to fill-up the masked position. The ordered list of the top 10 predictions are collected, and one word from this

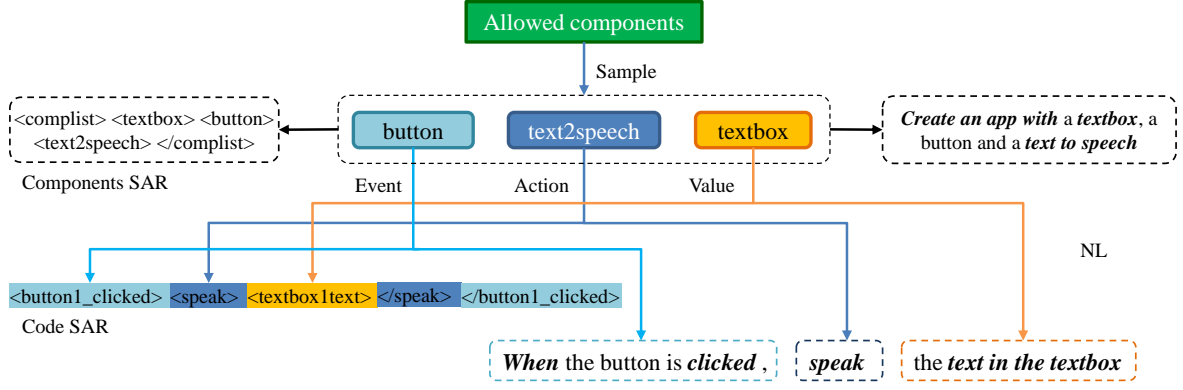


Figure 3: Automatic synthesis of NL and SAR parallel corpus. ***Bold-italic*** indicates text is selected stochastically.

Original: Create an app that has an audio player with source string0, a switch. If the switch is flipped, play player.

Augmentation: Create an app that has an **external** player with source string0, a switch. If the switch **gets** flipped, play player.

Table 1: BERT mask filling based data augmentation method. Mutated words are highlighted green.

list is selected with a descending weighted probability. That means, the top predictions are more likely to be selected, however, all 10 predictions have a chance. This augmentation technique introduces contextually correct unseen vocabulary to the dataset, and familiarizes the sequential model with realistic natural language noises. Table 1 presents an example of our BERT based augmentation.

3.6 NL to SAR Translation using Seq2Seq Networks

We generate 50,000 unique NL and SAR parallel data using our data synthesis method, and mutate 1% of the natural language tokens. We split this dataset into train-validation-test sets in 8:1:1 ratio and train three different models.

Pointer Network: We train a Pointer Network (See et al., 2017) consisting of a randomly initialized bidirectional LSTM encoder with hidden layers of size 500 and 250. As our output vocabulary is fixed, we do not use copy mechanism.

Transformer with pretrained encoders: We create two sequence-to-sequence Transformer (Vaswani et al., 2017) networks each having 12 encoder layers and 6 decoder layers. Every layer has 12 self-attention headsof size 64. The hidden dimension is 768. The encoder of one of the models is initialized with RoBERTa base (Liu et al., 2020)

pretrained weights, and the other one with CodeBERT base (Feng et al., 2020) pretrained weights. RoBERTa is pretrained with natural language With MLM objectives, that showed excellent results in numerous NLU tasks. CodeBERT is pretrained similarly on an amalgam of natural languages and source codes, thereby making it more familiar with programming structure and terminologies.

3.7 Simplifying Abstract Natural Language Instructions using GPT-3

In our survey sessions (Section 3.1) we found that users often provide highly abstract instructions which requires external knowledge to understand (e.g. “Create a photo editor app” – expects knowledge how a photo editor looks and works). Large pretrained language models (LMs), such as GPT-3 (Brown et al., 2020), have shown to understand abstract natural language concepts and even explain them in simple terms (Mayn, 2020). We incorporate this capability of GPT-3 to enable our model to create applications from highly abstract instructions. We provide GPT-3 with nine abstract app concepts and their corresponding NL descriptions such that it can be generated using our system (Appendix C). We then instruct it to describe an unseen abstract concept, and the description is sent to our seq2seq network in order to produce SAR. Table 4 shows some successful (1, 2) and unsuccessful (3, 4) app descriptions generated by GPT-3. Although the LM generates plausible sequences, it fails to limit its prediction to our supported functionalities. With more features and functionalities added to Text2App, LM-based explanations can be a viable method of creating apps from abstract specifications.

	#Epoch	Test		BERT Mutation						Unseen Pair	
				2%		5%		10%			
		BLEU	EM	BLEU	EM	BLEU	EM	BLEU	EM	BLEU	EM
Unmutated Training Data											
PointerNet	13.6	94.64	79.24	94.16	72.06	91.80	56.14	88.96	40.78	96.75	82.91
RoBERTa init	3	97.20	77.80	96.83	73.20	94.97	61.68	92.86	48.06	98.11	79.66
CodeBERT init	8	97.42	80.02	97.18	76.02	95.37	64.38	93.29	51.24	98.47	83.50
Training with 1% Mutation											
PointerNet	23.2	95.03	81.40	94.85	79.46	93.85	72.04	92.53	63.68	96.68	83.33
RoBERTa init	3	97.66	81.76	97.60	80.66	96.91	76.16	96.04	70.10	98.64	84.68
CodeBERT init	7	97.64	81.66	97.51	80.20	96.74	74.98	95.71	67.58	98.62	84.51

Table 2: Comparison between Pointer Network and seq2seq Transformer with encoder initialized with RoBERTa and CodeBERT pretrained weights. BLEU indicates BLEU-4 and Exact Match (EM) is shown in percent.

1. number adding app - make an app with a textbox, a textbox, and a button named "+". SAR: <complist> <textbox> <textbox> <button> + </button> </complist>
2. twitter app - make an app with a textbox, a button named "tweet", and a label. When the button is pressed, set the label to textbox text. SAR: <complist> <textbox> <button> tweet </button> <label> label1 </label> </complist> <code> <button1clicked> <label1> <textboxtext1> </label1> </button1clicked> </code>
3. browser app - create an app with a textbox, a button named "go", and a button named "back". When the button "go" is pressed, <i>go to the url</i> in the textbox. When the button "back" is pressed, go back to the <i>previous page</i> .
4. Google front page - make an app with a textbox, a button named "google", and a button named "search". When the button "google" is pressed, <i>search google</i> . When the button "search" is pressed, <i>search the web</i> .

Table 3: Abstract instructions to simpler app description using GPT-3. Unsupported functionalities in *red and italic*.

4 Evaluation

In this section, we evaluate the three seq2seq networks mentioned in Section 3.6 – PointerNetwork, seq2seq Transformer initialized with RoBERTa, and seq2seq Transformer initialized with CodeBERT. We evaluate the models in 3 different settings – firstly, in a held out test set, secondly, with increasing amount of mutation in the test set (2%, 5% 10%) (Section 3.5), and finally, using data containing specific combinations of components (<button1clicked>, <text2speech>) that were excluded during the training. These establishes the models’ ability to handle unstructured NL instructions and to generalize beyond the training patterns it was trained on. Model checkpoints are selected based on validation BLEU score.

From Table 2 we can see that adding as little as 1% mutation to the training data notably improves all models’ ability to handle noisy input (up to 22.04%). We also see that the RoBERTa initialized model performs best in all evaluation categories. Note that, all predictions reported in Table 2 are valid SAR format.

5 Future Work

The core contribution of our project lies in the development endeavour of building the SAR, the SAR compiler, and the SAR-NL parallel data synthesizer. Although, we are working on adding new features to Text2App, the total implemented functionalities is a small fraction of what is possible in our system. For each new component added to our system, the possible app space grows exponentially. With more development effort, we can expect notably more utility from Text2App. We invite both software development and NLP community to contribute to this project and turn it into a general-purpose app development platform. Our short term goal with Text2App is to add more functionalities and app components. In the long term, we would like to build SAR compilers for native application development platforms, such as, Android, iOS, etc., and cross-platform frameworks like Flutter, Ionic, etc.

6 Conclusion

In this paper, we explore creating functional mobile applications from natural language text descriptions using seq2seq networks. We propose Text2App, a novel framework for natural language to app translation with the help of a simpler intermediate representation of the application. The intermediate formal representation allows to describe an app with significantly smaller number of tokens

than native app development languages. We also design a data synthesis method guided by a human survey, that automatically generates fluent natural language app descriptions and their formal representations. Our AI aware design approach for a formal language can guide future programming language and frameworks development, where further source code generation works can benefit from.

Acknowledgement

We thank Prof. Zhijia Zhao from UCR for proposing the problem that inspired this project idea.

We also thank OpenAI, Google Colaboratory, Hugging Face, MIT App Inventor community, the survey participants, and Prof. Anindya Iqbal for feedback regarding modularity. This project was funded under the ‘Innovation Fund’ by the ICT Division, Government of the People’s Republic of Bangladesh.

References

- Wasi Uddin Ahmad, Saikat Chakraborty, Baishakhi Ray, and Kai-Wei Chang. 2021. Unified pre-training for program understanding and generation. In *Proceedings of the 2021 Conference of the North American Chapter of the Association for Computational Linguistics*.
- Tony Beltramelli. 2018. pix2code: Generating code from a graphical user interface screenshot. In *Proceedings of the ACM SIGCHI Symposium on Engineering Interactive Computing Systems*, pages 1–6.
- Marc Brockschmidt, Miltiadis Allamanis, Alexander L. Gaunt, and Oleksandr Polozov. 2019. [Generative code modeling with graphs](#). In *International Conference on Learning Representations*.
- Tom Brown, Benjamin Mann, Nick Ryder, Melanie Subbiah, Jared D Kaplan, Prafulla Dhariwal, Arvind Neelakantan, Pranav Shyam, Girish Sastry, Amanda Askell, Sandhini Agarwal, Ariel Herbert-Voss, Gretchen Krueger, Tom Henighan, Rewon Child, Aditya Ramesh, Daniel Ziegler, Jeffrey Wu, Clemens Winter, Chris Hesse, Mark Chen, Eric Sigler, Mateusz Litwin, Scott Gray, Benjamin Chess, Jack Clark, Christopher Berner, Sam McCandlish, Alec Radford, Ilya Sutskever, and Dario Amodei. 2020. [Language models are few-shot learners](#). In *Advances in Neural Information Processing Systems*, volume 33, pages 1877–1901. Curran Associates, Inc.
- Jacob Devlin, Ming-Wei Chang, Kenton Lee, and Kristina Toutanova. 2019. [BERT: Pre-training of deep bidirectional transformers for language understanding](#). In *Proceedings of the 2019 Conference of the North American Chapter of the Association for Computational Linguistics: Human Language Technologies, Volume 1 (Long and Short Papers)*, pages 4171–4186, Minneapolis, Minnesota. Association for Computational Linguistics.
- Zhangyin Feng, Daya Guo, Duyu Tang, Nan Duan, Xiaocheng Feng, Ming Gong, Linjun Shou, Bing Qin, Ting Liu, Daxin Jiang, and Ming Zhou. 2020. [CodeBERT: A pre-trained model for programming and natural languages](#). In *Findings of the Association for Computational Linguistics: EMNLP 2020*, pages 1536–1547, Online. Association for Computational Linguistics.
- Vanita Jain, Piyush Agrawal, Subham Banga, Rishabh Kapoor, and Shashwat Gulyani. 2019. [Sketch2code: Transformation of sketches to ui in real-time using deep neural network](#).
- K. Kolthoff. 2019. [Automatic generation of graphical user interface prototypes from unrestricted natural language requirements](#). In *2019 34th IEEE/ACM International Conference on Automated Software Engineering (ASE)*, pages 1234–1237.
- Wang Ling, Phil Blunsom, Edward Grefenstette, Karl Moritz Hermann, Tomáš Kočiský, Fumin Wang, and Andrew Senior. 2016. [Latent predictor networks for code generation](#). In *Proceedings of the 54th Annual Meeting of the Association for Computational Linguistics (Volume 1: Long Papers)*, pages 599–609, Berlin, Germany. Association for Computational Linguistics.
- Yinhan Liu, Myle Ott, Naman Goyal, Jingfei Du, Mandar Joshi, Danqi Chen, Omer Levy, Mike Lewis, Luke Zettlemoyer, and Veselin Stoyanov. 2020. [Ro{bert}a: A robustly optimized {bert} pretraining approach](#).
- Shuai Lu, Daya Guo, Shuo Ren, Junjie Huang, Alexey Svyatkovskiy, Ambrosio Blanco, Colin B. Clement, Dawn Drain, Daxin Jiang, Duyu Tang, Ge Li, Lidong Zhou, Linjun Shou, Long Zhou, Michele Tufano, Ming Gong, Ming Zhou, Nan Duan, Neel Sundaresan, Shao Kun Deng, Shengyu Fu, and Shujie Liu. 2021. Codexglue: A machine learning benchmark dataset for code understanding and generation. *CoRR*, abs/2102.04664.
- Andrew Mayn. 2020. Openai api alchemy: Summarization – @andrewmayne. <https://andrewmayneblog.wordpress.com/2020/06/13/openai-api-alchemy-summarization/>. (Accessed on 03/22/2021).
- K. Moran, C. Bernal-Cárdenas, M. Curcio, R. Bonett, and D. Poshyvanyk. 2020. [Machine learning-based prototyping of graphical user interfaces for mobile apps](#). *IEEE Transactions on Software Engineering*, 46(2):196–221.
- Emilio Parisotto, Abdel rahman Mohamed, Rishabh Singh, Lihong Li, Dengyong Zhou, and Pushmeet Kohli. 2017. [Neuro-symbolic program synthesis](#).

In *Proceedings of the 5th International Conference on Learning Representations (ICLR 2017)*, Toulon, France.

Maxim Rabinovich, Mitchell Stern, and Dan Klein. 2017. [Abstract syntax networks for code generation and semantic parsing](#). In *Proceedings of the 55th Annual Meeting of the Association for Computational Linguistics (Volume 1: Long Papers)*, pages 1139–1149, Vancouver, Canada. Association for Computational Linguistics.

Alex Robinson. 2019. [Sketch2code: Generating a website from a paper mockup](#).

Abigail See, Peter J. Liu, and Christopher D. Manning. 2017. [Get to the point: Summarization with pointer-generator networks](#). In *Proceedings of the 55th Annual Meeting of the Association for Computational Linguistics (Volume 1: Long Papers)*, pages 1073–1083, Vancouver, Canada. Association for Computational Linguistics.

Ashish Vaswani, Noam Shazeer, Niki Parmar, Jakob Uszkoreit, Llion Jones, Aidan N Gomez, Łukasz Kaiser, and Illia Polosukhin. 2017. [Attention is all you need](#). In *Advances in Neural Information Processing Systems*, volume 30. Curran Associates, Inc.

Pengcheng Yin and Graham Neubig. 2017. [A syntactic neural model for general-purpose code generation](#). In *Proceedings of the 55th Annual Meeting of the Association for Computational Linguistics (Volume 1: Long Papers)*, pages 440–450, Vancouver, Canada. Association for Computational Linguistics.

Zhihao Zhu, Zhan Xue, and Zejian Yuan. 2019. Automatic graphics program generation using attention-based hierarchical decoder. In *Computer Vision – ACCV 2018*, pages 181–196, Cham. Springer International Publishing.

A Sceme (.scm) File for Visual Components

```
# |
$JSON
{"authURL":["ai2.appinventor.mit.edu"],
"YaVersion":"208",
"Source":"Form",
"Properties":{"$Name":"Screen1","$Type":
  "Form","$Version":"27",
"AppName":"speak_it","Title":"Screen1",
  "Uuid":"0",
  "$Components":[{"$Name":"TextBox1",
"$Type":"TextBox","$Version":"6",
"Hint":"Hint for
TextBox1","Uuid":"913409813"}, {"$Name":
"Button1",
"$Type":"Button",
"$Version":"6","Text":"Speak","Uuid":
"955068562"},
{"$Name":"TextToSpeech1",
"$Type":"TextToSpeech","$Version":"5",
"Uuid":"1305598760"}]}}
```

Listing 1: A sample scm file representing the visual components of the app in Fig. 1. The blue portion lists the components of the app.

B Blockly (.bky) Logical Components

```
<xml
  xmlns="http://www.w3.org/1999/xhtml">
  <block type="component_event"
    id="gnc7Dj5so`[8HB}z|Ohk" x="-184"
    y="91">
    <mutation component_type="Button"
      is_generic="false"
      instance_name="Button1"
      event_name="Click"></mutation>
    <field name="COMPONENT_SELECTOR">
      Button1 </field>
    <statement name="DO">
      <block type="component_method"
        id="-7*:E7Xk@uO5?b32/Gq3">
        <mutation
          component_type="TextToSpeech"
          method_name="Speak"
          is_generic="false"
          instance_name="TextToSpeech1">
          </mutation>
        <field name="COMPONENT_SELECTOR">
          TextToSpeech1 </field>
        <value name="ARG0">
          <block type="component_set_get"
            id="wS:Fm{EYxQ}B1%*L02zp">
            <mutation
              component_type="TextBox"
              set_or_get="get"
              property_name="Text"
              is_generic="false"
              instance_name="TextBox1">
              </mutation>
            <field
              name="COMPONENT_SELECTOR">
              TextBox1 </field>
            <field name="PROP">Text</field>
            </block>
          </value>
        </block>
      </statement>
    </block>
  <yacodeblocks ya-version="208"
    language-version="33"></yacodeblocks>
</xml>
```

Listing 2: A sample bky file representing the logical components of the app in Fig. 1. The colored lines represent different blocks.

C GPT-3 Prompt

How to make an app with these components : button, switch, textbox, accelerometer, audio player, video player, text2speech

random video player app. – make an app with a video player with a random video, a button named “play” and a button named “pause”. When the first button is pressed, start the video. When the second button is pressed pause the video.

A time speaking app – an app with a button, a clock and a text2speech. When the button is clicked, speak the time.

Display time app – create an app with a button, a timepicker, and a label. When the button is pressed, set the label to the time.

A messaging app – create an app with a with a textbox, and a button named “send”, and a label. When the button is pressed, set label to textbox text.

Login form – create an app with a textbox, a passwordbox, and a button named “login”.

Search interface – make an application with a textbox, and a button named “search”.

siren app – create an app with a music player with source “siren_sound.mp3”, and a button. When the button is pressed, play the audio.

An arithmetic addition app gui – make an app with a textbox, a textbox, and a button named “+”.

vibration alert app – create an app with an accelerometer, and a text2speech. When the accelerometer is shaken, speak “vibration detected”.

{A new prompt} –

Table 4: Prompt used to generate app description with GPT-3. A new unseen prompt is added at the end and the model is tasked to continue generating text in the same pattern. This method is known as Few Shot text generation (Brown et al., 2020).