

Holmes: An Efficient and Lightweight Semantic Based Anomalous Email Detector

XXXX XXXXX, XXXX XXXXX,

¹Association for the Advancement of Artificial Intelligence
2275 East Bayshore Road, Suite 160
Palo Alto, California 94303
publications22@aaai.org

Abstract

Email threat is a serious issue for enterprise security, which can be in various malicious forms, such as phishing, fraud, blackmail and malvertisement. Traditional anti-spam gateway maintains a greylist to filter out unexpected emails based on suspicious vocabularies present in the email's subject and contents. However, this type of signature-based approach cannot effectively discover novel and unknown suspicious emails that utilize various up-to-date hot topics, such as COVID-19 and US election. To address the problem, in this paper, we present Holmes, an efficient and lightweight semantic based engine for anomalous email detection. Holmes can convert each email event log into a sentence through word embedding and then identify abnormalities based on those translated sentences. We found that, in an enterprise environment, there is a stable relation between senders and receivers, but suspicious emails are commonly from unusual sources, which can be detected through the rareness selection. We evaluate the performance of Holmes in a real-world enterprise environment, in which it sends and receives around 5,000 emails each day. In our experiments, Holmes shows a high capability to detect email threats, especially those that cannot be handled by the enterprise anti-spam gateway. It is also demonstrated through the experiment that Holmes outperforms other popular detection tools.

Introduction

Though the instant messaging software, such as Facebook and WeChat, has gained increasing popularity, the email service is still indispensable for enterprise. Since the email service is a public-faced application, it can be targeted by the hacker as a weak attack entrance to access the internal network. Based on our observations, fraud, malvertisement and spread-phishing are the main email threats frequently received by enterprise users. These emails use deceptive subjects to pretend and hide themselves. Usually, malware infected attachments or malicious URLs are embedded in the email body to spoof recipients for further action. Once the attachment is downloaded or a link is clicked, the recipients's system is compromised or the confidential information is leaked (Foster et al. 2015; Levi and Koç 2001; Khonji, Iraqi, and Jones 2013; Hong 2012).

To alleviate the problem, enterprise often deploys an anti-spam gateway to filter out unexpected emails. However, the associated techniques for spam detection, such as greylist and subject analysis, cannot effectively discover novel and unknown email threats that are elaborately constructed by utilizing various current hot topics, such as COVID-19, US election. These unknown threats can easily bypass the anti-spam gateway and successfully permeate the target system, leading to a series of damaging consequences, such as administrator account theft, database attack and financial blackmail.

In this paper, we introduce a novel artificial intelligence based anomalous email detector, Holmes, which can effectively tackle the challenges that we mentioned above. Holmes combines word embedding with novelty detection to discover anomalous behaviour from a high volume of mirrored SMTP traffic in a large-scale enterprise environment. To improve the result interpretability, we trace the real source IP addresses of suspicious emails in line with their geographical positions and further visualize the correlated relations in a force-directed graph. Our contributions are summarized as follows:

- We propose an efficient and lightweight semantic based anomalous email detector, Holmes, which can not only effectively discover new email threats but also maintain a low false positive rate in real-world environment.
- Different from others detectors that usually require to detect the email bodies, Holmes can simply discover anomalies based on the email headers, which significantly reduces the cost of resource consumption and avoid the risk of data security.
- We demonstrate the correlated relations of detected suspicious emails via graph visualization and trace the attacker portrait based on their geographical positions in line with the supplied cyber threat intelligence.
- We evaluate Holmes with a commercial anti-spam gateway deployed in the real-world enterprise environment. Holmes not only can accurately detect those email threats that have been blocked by the anti-spam gateway, but also can discover a large number of email threats that have successfully escaped from the gateway.
- We examine a number of malicious emails and test their detection rate with over several commercial email de-

tectors offered by different security companies in VirusTotal(Hispasec Sistemas 2020). It is demonstrated that Holmes outperforms others in the evaluation with a very high detection rate.

The remainder of the paper is structured as follows. In Section 2, we begin with a brief discussion of some related work on email detection. We then in Section 3 introduce the proposed semantic based anomalous email detector, Holmes. In Section 4 we discuss the evaluation result of Holmes versus several commercial security products, and we reconstruct the attack stories of some selected malicious emails from real-world hunting. The paper is summarized in Section 5.

Preliminary Knowledge

Anomalous emails can be classified into external threats and internal threats in accordance with the MITRE ATT&CK Matrix (MITRE 2020). External threats are the emails sent from external sources, whereas the internal threats are the emails sent from authorized users within an organization, but whose email accounts have been stolen and used for the lateral movement. Most of previous research mainly focus on one specific threat type, such as detecting URL-based lateral phishing (Ho et al. 2019; Feng and Yue 2020; Blum et al. 2010; Garera et al. 2007) or detecting phishing web pages from search engine in large-scale cyberspace (Whittaker, Ryner, and Nazif 2010). There are still many opened questions and unsolved challenges that need to be addressed holistically. Some issues and the existing solutions are presented below.

Problems & Challenges

Fragile Authentication Mechanism Due to lack of native authentication mechanism of SMTP service (without a built-in method of authentication), attackers can easily forge the email header by pretending to be someone the recipient knows or from a business the recipient has a relationship with, so as to spoof recipients and avoid spam block lists (Barracuda 2020).

To address the problem, several frameworks, such as SPF(Wong and Schlitt 2006) (Sender Policy Framework), DKIM(Allman et al. 2007) (Domain Key Identified Mail) and DMARC(Kucherawy and Zwicky 2015) (Domain-Based Message Authentication, Reporting, and Conformance), have been developed to improve the dependability of the authentication mechanism. However, these security frameworks can still be ineffective due to the in-consistence in the component-based software design (Chen, Paxson, and Jiang 2020), such as the incompatibility of mail forwarded servers, which makes it possible for numerous email threats to escape from the modern defense strategies.

Lack of Sensitivity to Unknown Variations The unreliability of SMTP leads to email threats have evolved with numerous variations, which are difficult to be discovered by traditional security products. We evaluate several malicious email detection modules within our internal security products, which use pattern matching of attack signatures for anomaly detection. None of them can discover the crafted

phishing emails that utilize business-related content to pretend themselves look normal for evasion. We also use the crafted phishing samples collected from our real-world hunting to evaluate the detection rate of security products offered by our competitors; nevertheless, the evaluation result also shows their low sensitivity to unknown threats, where all testing samples can successfully escape from the detection of 60+ engines in VirusTotal (Enterprise Service). The pessimistic outcome motivates us to accelerate the technical transfer from rule-based to AI-based methods for anomaly detection.

High False Positive Rate The research on anomaly detection for cyber threat hunting has been discussed by security community for decades. The main concern on applying machine learning for anomaly detection is the significant false positive rate (FPR). Even though new designs are continuously proposed aiming for improvement(Wu et al. 2020; Yang, Wu, and Guo 2021; Wu, Guo, and Moustafa 2020; Wu and Guo 2019; Fette, Sadeh, and Tomasic 2007), they were rarely evaluated in real-world environments, let alone put into use in commercial systems.

There is no doubt that FPR is still a reasonable metric to indicate a better performance. However, we would argue that the quantified evaluation result has gradually become less meaningful for the measurement of detection capability. Based our experience on real-world threat hunting, it is possible to discover the malicious traces through machine intelligence, but it is still impossible to accurately identify those crafted threats without human verification. Thus, we do not consider FPR as the unique metric to evaluate the detection capability but consider how many truly valuable threats can be discovered by anomaly detection, which motivates the work.

High Cost and Performance Bottleneck The imbalance between the cost of data collection and the performance of algorithmic consumption is a significant challenge for most of AI-based detectors. Researchers can continuously improve the algorithmic complexity for achieving better performances; however, in practice, most of AI models usually require a large computing and storage resources, which make the detectors become not easily use and significantly delay the response time(Jordan and Mitchell 2015; Tulabandhula and Rudin 2013; LeCun, Bengio, and Hinton 2015). Furthermore, the detectors that use supervised machine learning require to feed in labelled records and often need to be retrained once their performance beginning to degrade, which also makes the machine learning contribute much less useful on the automation.

Lack of Provenance Analysis Few detectors considered to integrate the provenance analysis within the detection mechanism. We, however, believe provenance analysis is an important and enabling component in email detection. Provenance analysis(Hassan, Bates, and Marino 2020; Han et al. 2020; Ma, Zhang, and Xu 2016; Han, Pasquier, and Seltzer 2018) can reveal attack story and the detail of attacker portrait behind the email, such as (1) where the email is from; (2) who the real sender is; (3) how the malicious

shellcodes execute; (4) what the potential correlation between malicious events. The above information is important for the blue team to analyze the attack TTPs (techniques, tactics and procedures) and further assists the security experts to identify the individual attackers or organizations.

Holmes - Anomalous Email Detector

To address the above challenges, we introduce an efficient and lightweight semantic oriented anomalous email detector, Holmes, which can detect an email attack by analyzing the emails's recipient/subject that is available in the header of SMTP. Holmes is originally written in Python with only 52 lines codes. Based on the run-time analysis, Holmes can complete the entire detection in less than 73 seconds with 127 MB memory consumption on around 700 MB datasets (one day SMTP records) in a CentOS virtual server. We open source the original Python codes of the main detection functions in the section, which aims to assist researchers to evaluate and reuse Holmes in their future research.

```
1 def Doc2Vec(self, feature):
2     """
3     :param feature: SMTP features
4     :return: word vectors
5     """
6     documents = [TaggedDocument(doc, [i
7 ]) for i, doc in enumerate(feature)]
8     model = Doc2Vec(vector_size=40,
9 min_count=2, epochs=40)
10    model.build_vocab(documents)
11    model.train(documents,
12 total_examples=model.corpus_count,
13 epochs=model.epochs)
14    return model.docvecs.vectors_docs
```

Listing 1: Doc2Vec

Word Embedding

Since textual header information cannot be directly used for machine learning, therefore, **how to effectively represent textual data to machine understandable** is a significant challenge for AI researchers. Based on the discussions with some of my colleagues, most of algorithm engineers are used to quickly encode categorical features through OneHotEncoder(Haq et al. 2018; Andresini et al. 2019; KS and Gurumurthy 2011) or OrdinalEncoder(Cerda, Varoquaux, and Kégl 2018), which can be simply implemented by the open-sourced library Scikit-Learn(David Cournapeau 2020). However, both of the two methods have a significant drawback that is not able to effectively memorize and maintain the potential semantic correlations of several data items either in temporal or spatial dimension.

To address the problem, paragraph vectors (Doc2Vec)(Le and Mikolov 2014) are used to improve the semantic structure of representations, of which source codes in Python style are demonstrated in Listing 1. Compare to other bag-of-words (BOW)(Zhang, Jin, and Zhou 2010) methods, Doc2Vec is able to better consider the the semantics of the words or more formally the distances between the words,

Header Feature	Example
smtp.srcIp	185.156.172.29
direction	Inbound
smtp.dstIp	10.1.128.31
srcIp.country	United States
header.subject	Urgent! Secure your Account!
header.to	IT Center security@xxx[.]gov.xx
fileName	xxx.xls.doc.zip
User-agent	Microsoft Outlook Express 2.0

Figure 1: SMTP Header Feature

which can be of variable-length ranging from sentences to documents.

In the section, Doc2Vec is used to learn SMTP header features (Fig. 1 above), where it can convert each event log of email to its corresponding paragraph vector for anomaly detection. Besides of some basic attributes (subject, header.from or user-agent) that are often forged by hackers, we design two additional features that can also be used to help identify anomalies: the direction of email (direction) and the country of source IP address (srcIp.country).

Novelty Detection

It can be argued that anomalous emails are often unknown and novel, of which behaviour typically deviate from the trace of normal activities. Based on the principle, we use Local Outlier Factor (LOF)(Kriegel et al. 2009) for novelty detection to discover those emails that have never seen in the email histories. The source codes of LOF in Python style are shown in Listing 2.

```
1 def local_outlier_factor(self,
2 train_feature, test_feature):
3     """
4     :param train_feature: training data
5     :param test_feature: testing data
6     :return decision scores
7     """
8     LOF = LocalOutlierFactor(n_neighbors
9 =20, novelty=True, contamination=0.5)
10    LOF.fit(train_feature)
11    return list(LOF.decision_function(
12 test_feature))
```

Listing 2: Local Outlier Factor (LOF)

Paragraph vectors learned from Doc2Vec are used as the inputs for novelty detection. The LOF can learn historical emails then predict newly seen emails based on the threshold of outlier factors. There are some compelling advantages of applying LOF for novelty detection: (1) it allows to train data with contamination; (2) based on its low complexity, it can be online-learning, which is able to avoid the performance degradation and the cost of retraining; (3) it is not sensitive for fine-tuning, which can ensure the effectiveness and stability of parametric learning.

```
1 def novelty_analysis(self, factor,
2 test_feature):
```

```

2      """
3      :param factor: decision scores of
LOF
4      :param test_feature: testing data
5      :return novel/unseen samples
6      """
7      threshold = 0
8      outliers = []
9      novelty = []
10     for score in factor:
11         if score < threshold:
12             outliers.append(factor.index
(score))
13     for index in outliers:
14         novelty.append(test_feature[
index])
15     return novelty

```

Listing 3: Novelty Analysis

Once the function of LOF completed, a list of decision scores are returned, where the negative values indicate the abnormalities and the positive values indicate the normal behaviour. Thus, we use a function called *novelty_analysis* to navigate the decision scores to the original data records, of which Python implementation is shown in Listing 3.

Rareness Selection

Besides of the novelty detection, it can also be argued that anomalous emails are often associated with rare senders → recipients relations, because hackers hardly ever to resend the repetitive emails to the same recipients. Based on the principle, we design a rareness selection module to filter out those emails that have a high communication frequency among newly seen emails, which can reduce the risk of high FPR. The source codes of rareness selection in Python style are shown in Listing 3.

```

1     def rareness_selection(self, focus_data)
:
2     :
3     :param data: unseen samples
4     :return rare emails
5     :
6     relation = {}
7     rareness = []
8     for each_data in focus_data:
9         src_ip = each_data[0]
10        mail_from = each_data[4]
11        mail_to = each_data[6]
12        direction = each_data[1]
13        each_relation = src_ip +
direction + mail_from + mail_to
14        relation.setdefault(
each_relation, []).append(each_data)
15        for k, v in relation.items():
16            if len(v) == 1:
17                rareness.extend(v)

```

Listing 4: Rareness Selection

Each relation is defined as a query of *src_ip* → *direction* → *mail_from* → *mail_to*; a counter is then used to count the frequency of each query, thus, only the records, which conform

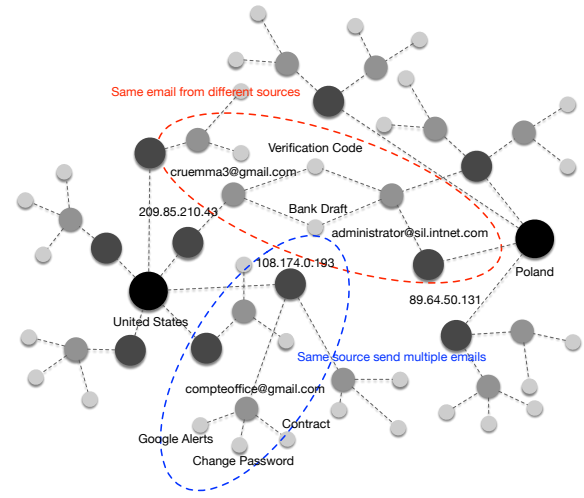


Figure 2: Correlation Graph Analysis

to the condition of a given threshold of frequency (here we set the threshold == 1) will be reserved.

In conclusion, Holmes can discover anomalous emails through a abstracted but with business-related condition: **anomalous emails are newly seen and accord with rare visit of relations.**

Correlation Graph Analysis

Most of prior research overlooked a problem: **what is the relation within several anomalies?** The unsolved problem significantly increases the load of security analysts, blear the attacker portraits, and further makes the provenance analysis hard. To address the problem, in the section, we introduce a correlation graph analysis (CGA) module to improve the clarity of attacker portrait descriptions by correlating several different anomalous events.

CGA is a directed-forced graph(Fruchterman and Rein-gold 1991), where its nodes are consisted of the selected header features: country, srcIp, sender and subject. The directed graph enforces the nodes that have dense connections come closer but separates the nodes if they do not or have sparse connections. The CGA describes the similarity of several different anomalies (such as the same srcIp, same subject or same sender) and centralizes the cluster in line with their geographical locations, where it can significantly improve the interpret-ability of provenance analysis.

Fig 2 demonstrates the visualization result of CGA, in which it highlights the connected components from the sub-graphs that are centralized in accordance with the country of srcIp; the connected components indicate that: (1) the same malicious email but sent from different sources; (2) the same source sends multiple different malicious emails.

The CGA module can be used to generate active IOCs (Indicator of Compromise) for the Cyber Threat Intelligence Platform, where we can match the similar or same malicious incidents occurred in other customers based on the IOCs.

Evaluation

Holmes has been deployed in an enterprise environment, where it can read mirrored SMTP records from the Elastic-Search (ES) server. Moreover, Holmes used stream processing that could learn historical SMTP records to timely detect unknown anomalies. We measure the performance of Holmes monthly in terms of its anomaly detection rate, malicious detection rate and false positive rate (FPR), and compare its detection capability with several commercial detectors offered by the security companies in VirusTotal. The result shows that Holmes can discover unknown email threats and has a high overall detection rate, significantly outperforming other detectors. The detailed information is given in the next sub sections.

Case Studies

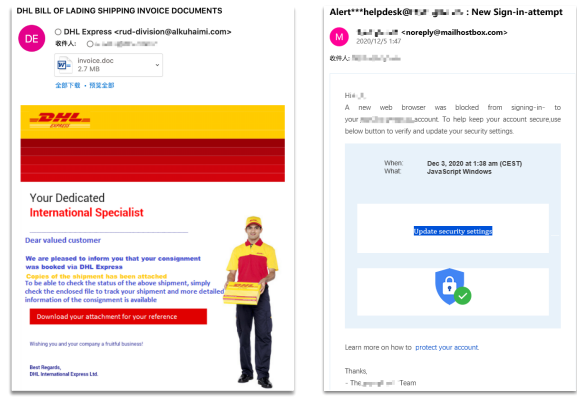
According to the examination result of our monthly operation, Holmes can discover around 1,000 anomalous emails each day and approximately 23% within are truly malicious, which either include phishing links or malware infected attachments. The rest of anomalies are mostly spams and only a few are false positives.

Furthermore, based on the detection result, we derive some malicious emails from the email server, which are not blocked by the anti-spam gateway and have been identified as the high risks by our security analysts, to reconstruct the attack stories. Here, we would present some delicate crafted phishing emails and describe their malicious behaviour in detail.

DHL Service Fig 3 (a) shows the original malicious email that pretends DHL service and plays some following interesting tricks: (1) The email uses a very normally seen subject that is associated with the invoice document; (2) The sender information has been modified as ‘DHL Express’, which can be implemented by some hacking tools, such as swaks(Swaks 2020) or cobalt strike(Raphael Mudge 2020); (3) The email includes an attachment named *invoice.doc*, which is a malicious Trojan document that utilizes the CVE-2017-11882(Microsoft 2020) vulnerability; (4) The email contains a delicate picture of DHL delivery service to spoof recipients.

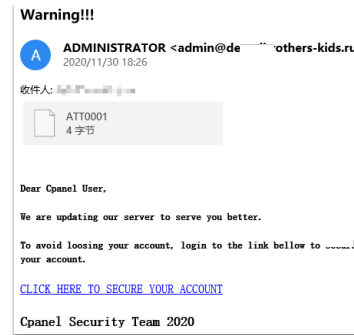
In the attack scenario, the effect is that, an attacker who successfully exploited the vulnerability could run arbitrary code in the context of the current user. If the current user is logged on with administrative user rights, the attacker could take control of the affected system. The attacker could then install programs; view, change, or delete data; or create new accounts with full user rights. Users whose accounts are configured to have fewer user rights on the system could be less impacted than users who operate with administrative user rights.

New Sign-in Attempt The email uses a deceptive subject named “New Sign-in Attempt” aiming to spoof recipients to change their email account password as shown in Fig 3 (b). Once the recipient clicks the button of “Update security settings”, the web page will be redirected to the phishing website: [https://controladmin.7m.pl/login\[.html?](https://controladmin.7m.pl/login[.html?)



(a) DHL Service

(b) New Sign-in Attempt



(c) Warning !!

Figure 3: Phishing Email Samples

#xxx@xxx.gov.xx, which induces the victim user to type in the username and password. In the end, the web page will return to the enterprise homepage that the victim user work.

On the hacker side, the back-end server will receive the event log of the failed login attempts from the victim user, and then record the username and password. Hence, hacker can use the legitimated email account to sign in, such as web page or email server, further even can send an elaborately crafted phishing email to the frequently contacted users with the victim, which is hard to be detected by most of security products.

Warning!!! The email is similar to the attack scenario that has a link embedded in the mail content for phishing campaign as shown in Fig 3 (c). However, the difference is that the phishing link [https://armonaoil.com/admin/images/npqtr/news/potpcpanel\[.html](https://armonaoil.com/admin/images/npqtr/news/potpcpanel[.html) is from a legitimated website rather than from a personally created malicious website, which indicates that the legitimated website has been compromised for the use of darknet market¹.

By further analysis, we found that the enterprise indeed opened the cPanel web hosting server for public access, which was vulnerable to the brute-force attack and remote external control. Furthermore, we examine the recent ac-

¹The darknet is most often used for illegal activities such as black markets, illegal file sharing, and the exchanging of illegal goods or services.

tivities on some popular darknet markets then found that more than 3,000 sites of cPanel accesses were selling in the darknet market (raidforums) since 2020-11-22. Hence, it can be confirmed that the email attack is a phishing campaign caused by the third-party information leakage.

Correlation Graph Analysis

As discussed in section , email attacks can be clustered in line with some features, such as senders and subjects, and there may be geographical links with each other. Based on our operations of CGA, some typical attack scenarios accord with regular rules, which can be clearly discovered and we briefly discuss below.

Bitcoin Fraud A clustered behaviour was discovered that hundreds of senders from different srcIp addresses sent the same email to spoof the recipients with the email content: *"Your computer has been controlled...transfer bitcoin to the wallet...."*.

In our CGA module, the clustered behaviour was significantly obvious since only a few emails could be correlated with each other and from a numerous number of srcIp addresses. According to the experience of threat hunting, the situation indicated that a controlled botnet had been used for email fraud.

Spams Besides of the Bitcoin Fraud, another clustered behaviour was discovered that several srcIp addresses from a single country sent a large amount of spam emails that had similar interests of subjects, which involved with sensitive political topics, gamble and eroticism information. These emails are basically harmless but annoying users, particularly once the anti-spam gateway fail to filter them out.

However, it is still important to investigate some unusual email communication behaviour because some of spam emails may involve with potential spy activities, which may lead to the information leakage of internal classified documents through social engineering.

Periodical Behaviour A notable clustered behaviour was observed from the CGA module that a group of hackers from the same country using different srcIp addresses periodically sent malicious emails with similar subjects to our customers, where its phishing links used same URL redirection technique. These emails include crafted email content with the brand of targeted victims, such as the name of affiliations or IT support team, and then redirect to the homepage of the organization once all actions finished. The periodical anomalous behaviour was eventually identified as a long term and targeted phishing activity by our security analysts.

A Comparative Study

To evaluate the detection capability, we compare Holmes with some commercial email detectors that offered by 6 key security vendors in VirusTotal, as shown in Fig 4. We select 15 malicious emails as testing samples, which either contain a phishing link or a malware infected attachment. All testing samples are collected from the real-world threat hunting during the whole month of December in 2020, and these

samples have successfully bypassed the detection of the enterprise anti-spam gateway.

It can be observed that Holmes can successfully detect all 15 testing samples in the evaluation because the testing samples demonstrate strong behavioural deviations based on historical email records.

Microsoft, Kaspersky and FireEye demonstrate the excellent detection rate on the malicious emails, which contain malware infected attachments. However, for the malicious emails that contain phishing links, the detection engines from Microsoft, Kaspersky and FireEye all fail to successfully detect them. Based on the further analysis by our security experts, most of the phishing domains are registered no more than three months and some of them are even from legitimated known enterprises. Moreover, all the phishing links include a specific URL to access the particular crafted phishing webpage under the domain name and shortly expired in around 3 days, of which situation significantly increases the difficulty of anomaly detection.

McAfee demonstrates a moderate detection rate on the malicious emails that contain malware infected attachments, in which No.8 and No.9 are failed to be detected. Similarly, McAfee also cannot successfully detect the malicious emails that contain a newly registered phishing link.

Tencent and Qihoo-360 demonstrate a non-ideal detection rate in the evaluation, where only 2 malicious emails can be successfully detected by the engine of Tencent, and 3 malicious emails can be successfully detected by the engine of Qihoo-360.

We would also clarify that, the detection engines used for the comparison are supplied by the VirusTotal Enterprise Service. Since the version of detectors may not be the same used in their commercial products, we would state that the comparison result cannot completely indicate the detection capability of their latest versions in the commercial products.

Implementation

Elastic-Search → Kafka Platform

In the latest version of Holmes, we rebuild the code warehouse that enables Holmes more efficient to discover anomalies in a much smaller rolling size of time window. The improvement is achieved by moving the data query system from Elastic-Search (ES) server to the real-time Kafka computing platform. The main difference between ES and Kafka is the way of processing data, where ES uses batch processing but Kafka uses stream processing.

Kafka is an open-source distributed event streaming platform, which is consisted of producers, cluster (brokers) and consumers. Due to its high throughput and availability, it has been widely used by thousands of companies for high-performance data pipelines, streaming analytics, data integration, and mission-critical applications. In our case, producers of Kafka are probes deployed in the enterprise network to sniff network traffic for the use of detection, brokers are the middle-ware mechanism to distribute data streams, and consumers are the detector of Holmes.

Email Subject	Microsoft	Tencent	Kaspersky	FireEye	McAfee	Qihoo-360	Holmes
SF Express New Order_INV 2019022411	TRUE	TRUE	TRUE	TRUE	TRUE	TRUE	TRUE
Confirm Your Invoice for Payment	TRUE	FALSE	TRUE	TRUE	TRUE	FALSE	TRUE
Mail Update Notification. Inbox Full on	FALSE	FALSE	FALSE	FALSE	FALSE	FALSE	TRUE
Purchase Order	TRUE	FALSE	TRUE	TRUE	TRUE	FALSE	TRUE
About: Ownership Confirmation of***	FALSE	FALSE	FALSE	FALSE	FALSE	FALSE	TRUE
Reminder: Your Package Could Not Be Delivered***	FALSE	FALSE	FALSE	FALSE	FALSE	FALSE	TRUE
Re: **TOP URGENT** BL Draft Copy	TRUE	TRUE	TRUE	TRUE	TRUE	TRUE	TRUE
REE:URGENT QUOTATION NEEDED ASAP	TRUE	FALSE	TRUE	TRUE	FALSE	FALSE	TRUE
Re:QUOTATION TEMPLATE2021	TRUE	FALSE	TRUE	TRUE	FALSE	FALSE	TRUE
***disconnected Fix Now!	FALSE	FALSE	FALSE	FALSE	FALSE	FALSE	TRUE
Validate your Password for***	FALSE	FALSE	FALSE	FALSE	FALSE	FALSE	TRUE
Your email***will be closed soon	FALSE	FALSE	FALSE	FALSE	FALSE	FALSE	TRUE
Notifications undelivered emails to your mailbox	FALSE	FALSE	FALSE	FALSE	FALSE	FALSE	TRUE
DHL BILL OF LADING SHIPPING INVOICE	TRUE	FALSE	TRUE	TRUE	TRUE	TRUE	TRUE
Attention***mail upgrade	FALSE	FALSE	FALSE	FALSE	FALSE	FALSE	TRUE

Figure 4: Detection Result of Holmes Compared with Other Detectors in VirusTotal Enterprise Version

The advantage of using Kafka is that Holmes can detect anomalies in 5 minutes without the risk of server crash and significantly reduce the computing consumption. Furthermore, the change can also help our security analysts to better schedule time for threat identification and improve the efficiency of response.

Direction Classification

To improve the result interpret-ability, we further classify the anomalous emails into three scenarios: inbound email threats, lateral phishing threats and outbound data leakage. The classification can also help our security analysts to locate the potential threats with the awareness of attack scenarios so that further accelerate the procedure of threat identification.

Based on the report from our automated security operation center (SoC), most of email threats are from the external sources, particularly from overseas, the beacon of lateral phishing occurred with a much lower frequency than the inbound email threats, whereas the cases of data information leakage occurred with a medium frequency. We summarize the threat reports each day and offer the IoCs as a Software as a Service (SaaS) in a cloud platform to alert our customers to response these threats in the real-time.

Discussion

Part of the work has been successfully transferred and integrated into our security products and we are now happy to open-source the code of prototype implementations. However, we also received many challenges and doubts regarding the work of Holmes during the scheme appraisal before engineering. Here, we would like to share some FAQs and our replies from the discussions.

Q1: Do you only select the testing samples that may tend to flavour your evaluation result?

Holmes is more like a hunting tool that can assist security experts to discover the most valuable incidents based on a

controlled number of alerts. The testing samples used are totally from our daily threat hunting in the wild, which we do not deliberately make other tools miss-detected. Furthermore, the tools offered by other security vendors use the scheme of body detection, which is different from Holmes that uses the scheme of header detection. The former aims to reduce the FPR but sacrifices the DR, and the latter aims to improve the DR but sacrifices the FPR. The comparison result shown in Fig 4 is simply to demonstrate the difference of detection capability.

Q2: Why do you not measure the overall FPR and TNR?

Following the Q1, the purpose of developing Holmes is to discover those unknown threats that fail to be detected in the traditional method of body detection but can be detected through the header detection. However, the main reason why we do not intend to measure the FPR and TNR is on the account of the different ways on implementations. The tools mentioned in Fig 4 are deployed in the cloud, which require to universally examine the malicious emails that from a range of different sources. The diversity does not allow the detectors to generate too many false positives, which accordingly leads to the poor DR on unknown threats. But Holmes is deployed locally in a specific enterprise environment, which enables its detection capability to be closely associated with the enterprise business, also the number of emails received or sent daily in a single enterprise usually keeps a stable and controlled manner (around 5000 to 10,000 based on the scale of different enterprise), of which situation the FPR and TNR are not important to be measured any more.

Q3: How about the comparison result of Holmes with the state-of-the-art in academia?

Based on our academic experience, there are numerous work claimed their results are state-of-the-art, but there is not a standard criterion to measure and confirm their statements.

Furthermore, many academic work are not evaluated in the real-word environment, and their contributions based on the rule -“my research can make a better performance than other based on some metrics”. However, the slight improvement contributes little values to truly solve a problem, also the evaluation results based on metrics usually exhibits significantly differences from the real-word. Hence, the evaluation of Holmes is entirely under the real-word environment, which we consider it is important for security research.

Future Work

Email is the most vulnerable entrance that is easily being utilized by hackers with a low cost of attack. However, few security companies have paid enough attentions to secure the field. In this section, we would briefly introduce some wonderful commercial products that particularly focus on email security and discuss some interesting ideas for anomalous email detection, which can be a direction of the future work.

Trustworthy Social Network Graph

User entity behaviour analytic (UEBA) is an essential method to effectively discover the anomalous activities that deviate the normal baseline. For email security, it can be observed that a stable sender to recipient relation is existed in the daily communication; therefore, a trustworthy social network graph can be used to describe the confidence coefficient within the email communication. The social network graph can build a sender to recipient correlation based on their historical communication records; once a new relation is being observed, the email should be marked as an interesting behaviour that is required to be further investigated.

Content and Salutation Analysis

Content analysis is the easiest and directed method to identify whether a email is malicious; some detectors may also analyze the name of salutation whether matches the recipient name to ensure it is not a mass mailing. By examining the keywords related to eroticism, gamble and money in email content, the analysis can effectively detect the malicious emails with a low FPR. However, many enterprises are not allowed the third-part security product to access the email content even if used for detection, of which situation significantly increases the cost and difficulties of detection. To address the problem, in recent years, many email detectors have considered to embed themselves within the email services of cloud vendors as the third-part extensions. The method not only can solve the contradiction between DR and FPR, but also can save the cost of implementations.

Attachment Detection

Most of email gateways have equipped with the anti-virus software to prevent malware infected attachments. The anti-virus software can effectively prevent known malware but with false negatives for variations and some Non-PE malware. Furthermore, hackers can also use many different skills to encrypt or obfuscate the malware, such as AES-128 or Base64, which enables the malware to escape detection from the anti-virus software. Furthermore, network

traffic usually has a low visibility to some intrusions but the situation in endpoints is different. Once an attachment has been dropped or installed to the endpoint, we can clearly observe the command executions, which are from the malicious attachment. Hence, the linkage between network and endpoint is also an useful strategy to solve some attack scenarios, which is worth to be further researched.

Conclusion

In this paper, we introduce Holmes, a lightweight semantic based anomalous email detector, which can effectively discover malicious email in the real-world cyber threat hunting. Holmes also demonstrates a viable solution that successfully transfers AI technology to the cyber security field and makes an excellent trade-off between the cost of algorithmic consumption and the detection performance. In the evaluation, the detection rate of Holmes significantly outperforms several well-know commercial products in all kinds of malicious scenarios for email security, which demonstrates its practical values in the commercial competition.

References

- Allman, E.; Callas, J.; Delany, M.; Libbey, M.; Fenton, J.; and Thomas, M. 2007. DomainKeys identified mail (DKIM) signatures. Technical report, RFC 4871, May.
- Andresini, G.; Appice, A.; Di Mauro, N.; Loglisci, C.; and Malerba, D. 2019. Exploiting the auto-encoder residual error for intrusion detection. In *2019 IEEE European Symposium on Security and Privacy Workshops (EuroS&PW)*, 281–290. IEEE.
- Barracuda. 2020. Email Spoofing. <https://www.barracuda.com/glossary/email-spoofing>. Accessed: 2020-12-06.
- Blum, A.; Wardman, B.; Solorio, T.; and Warner, G. 2010. Lexical feature based phishing URL detection using online learning. In *Proceedings of the 3rd ACM Workshop on Artificial Intelligence and Security*, 54–60.
- Cerda, P.; Varoquaux, G.; and Kégl, B. 2018. Similarity encoding for learning with dirty categorical variables. *Machine Learning*, 107(8): 1477–1494.
- Chen, J.; Paxson, V.; and Jiang, J. 2020. Composition Kills: A Case Study of Email Sender Authentication. In *29th {USENIX} Security Symposium ({USENIX} Security 20)*.
- David Cournapeau. 2020. Scikit-Learn. <https://scikit-learn.org/>. Accessed: 2020-12-06.
- Feng, T.; and Yue, C. 2020. Visualizing and Interpreting RNN Models in URL-based Phishing Detection. In *Proceedings of the 25th ACM Symposium on Access Control Models and Technologies*, 13–24.
- Fette, I.; Sadeh, N.; and Tomasic, A. 2007. Learning to detect phishing emails. In *Proceedings of the 16th international conference on World Wide Web*, 649–656.
- Foster, I. D.; Larson, J.; Masich, M.; Snoeren, A. C.; Savage, S.; and Levchenko, K. 2015. Security by any other name: On the effectiveness of provider based email security. In *Proceedings of the 22nd ACM SIGSAC Conference on Computer and Communications Security*, 450–464.

- Fruchterman, T. M.; and Reingold, E. M. 1991. Graph drawing by force-directed placement. *Software: Practice and experience*, 21(11): 1129–1164.
- Garera, S.; Provos, N.; Chew, M.; and Rubin, A. D. 2007. A framework for detection and measurement of phishing attacks. In *Proceedings of the 2007 ACM workshop on Recurring malware*, 1–8.
- Han, X.; Pasquier, T.; Bates, A.; Mickens, J.; and Seltzer, M. 2020. Unicorn: Runtime provenance-based detector for advanced persistent threats. *arXiv preprint arXiv:2001.01525*.
- Han, X.; Pasquier, T.; and Seltzer, M. 2018. Provenance-based intrusion detection: opportunities and challenges. In *10th {USENIX} Workshop on the Theory and Practice of Provenance (TaPP 2018)*.
- Haq, I. U.; Gondal, I.; Vamplew, P.; and Brown, S. 2018. Categorical Features Transformation with Compact One-Hot Encoder for Fraud Detection in Distributed Environment. In *Australasian Conference on Data Mining*, 69–80. Springer.
- Hassan, W. U.; Bates, A.; and Marino, D. 2020. Tactical provenance analysis for endpoint detection and response systems. In *2020 IEEE Symposium on Security and Privacy (SP)*, 1172–1189. IEEE.
- Hispasec Sistemas. 2020. VirusTotal. <https://www.virustotal.com/gui/home/search>. Accessed: 2020-12-06.
- Ho, G.; Cidon, A.; Gavish, L.; Schweighauser, M.; Paxson, V.; Savage, S.; Voelker, G. M.; and Wagner, D. 2019. Detecting and characterizing lateral phishing at scale. In *28th {USENIX} Security Symposium ({USENIX} Security 19)*, 1273–1290.
- Hong, J. 2012. The state of phishing attacks. *Communications of the ACM*, 55(1): 74–81.
- Jordan, M. I.; and Mitchell, T. M. 2015. Machine learning: Trends, perspectives, and prospects. *Science*, 349(6245): 255–260.
- Khonji, M.; Iraqi, Y.; and Jones, A. 2013. Phishing detection: a literature survey. *IEEE Communications Surveys & Tutorials*, 15(4): 2091–2121.
- Kriegel, H.-P.; Kröger, P.; Schubert, E.; and Zimek, A. 2009. LoOP: local outlier probabilities. In *Proceedings of the 18th ACM conference on Information and knowledge management*, 1649–1652.
- KS, V. P.; and Gurumurthy, K. 2011. Design of high performance Quaternary adders. In *2011 41st IEEE International Symposium on Multiple-valued logic*, 22–26. IEEE.
- Kucherawy, M.; and Zwicky, E. 2015. Domain-based message authentication, reporting, and conformance (DMARC). *ser: RFC7489*.
- Le, Q.; and Mikolov, T. 2014. Distributed representations of sentences and documents. In *International conference on machine learning*, 1188–1196.
- LeCun, Y.; Bengio, Y.; and Hinton, G. 2015. Deep learning. *nature*, 521(7553): 436–444.
- Levi, A.; and Koç, C. K. 2001. Inside risks: Risks in email security. *Communications of the ACM*, 44(8): 112.
- Ma, S.; Zhang, X.; and Xu, D. 2016. Protracer: Towards Practical Provenance Tracing by Alternating Between Logging and Tainting. In *NDSS*.
- Microsoft. 2020. CVE-2017-11882. <https://msrc.microsoft.com/update-guide/en-US/vulnerability/CVE-2017-11882>. Accessed: 2020-12-06.
- MITRE. 2020. ATT&CK. <https://attack.mitre.org/matrices/enterprise/>. Accessed: 2020-12-06.
- Raphael Mudge. 2020. CobaltStrike. <https://www.cobaltstrike.com/>. Accessed: 2020-12-06.
- Swaks. 2020. Swiss Army Knife SMTP. <https://github.com/jetmore/swaks>. Accessed: 2020-12-06.
- Tulabandhula, T.; and Rudin, C. 2013. Machine learning with operational costs.
- Whittaker, C.; Ryner, B.; and Nazif, M. 2010. Large-scale automatic classification of phishing pages.
- Wong, M.; and Schlitt, W. 2006. Sender policy framework (SPF) for authorizing use of domains in e-mail, version 1. Technical report, RFC 4408, April.
- Wu, P.; and Guo, H. 2019. LuNet: A Deep Neural Network for Network Intrusion Detection. In *IEEE Symposium Series on Computational Intelligence (SSCI)*, 617–624. IEEE.
- Wu, P.; Guo, H.; and Moustafa, N. 2020. Pelican: A deep residual network for network intrusion detection. In *50th Annual IEEE/IFIP International Conference on Dependable Systems and Networks Workshops (DSN-W)*, 55–62. IEEE.
- Wu, P.; Moustafa, N.; Yang, S.; and Guo, H. 2020. Densely Connected Residual Network for Attack Recognition. *19th IEEE International Conference on Trust, Security and Privacy in Computing and Communications (IEEE TrustCom)*.
- Yang, S.; Wu, P.; and Guo, H. 2021. DualNet: Locate Then Detect Effective Payload with Deep Attention Network. *IEEE Conference on Dependable and Secure Computing (DSC)*.
- Zhang, Y.; Jin, R.; and Zhou, Z.-H. 2010. Understanding bag-of-words model: a statistical framework. *International Journal of Machine Learning and Cybernetics*, 1(1-4): 43–52.