

Cost-effective End-to-end Information Extraction for Semi-structured Document Images

Wonseok Hwang^a Hyunji Lee^{b*} Jinyeong Yim^a Geewook Kim^a Minjoon Seo^a

^aClova, NAVER Corp. ^bKAIST

{wonseok.hwang, jinyeong.yim, gw.kim, minjoon.seo}@navercorp.com,
alee6868@kaist.ac.kr

Abstract

A real-world information extraction (IE) system for semi-structured document images often involves a long pipeline of multiple modules, whose complexity dramatically increases its development and maintenance cost. One can instead consider an end-to-end model that directly maps the input to the target output and simplify the entire process. However, such generation approach is known to lead to unstable performance if not designed carefully. Here we present our recent effort on transitioning from our existing pipeline-based IE system to an end-to-end system focusing on practical challenges that are associated with replacing and deploying the system in real, large-scale production. By carefully formulating document IE as a sequence generation task, we show that a single end-to-end IE system can be built and still achieve competent performance.

1 Introduction

Information extraction (IE) for semi-structured documents is an important first step towards automated document processing. One way of building such IE system is to develop multiple separate modules specialized in each sub-task. For example, our currently-deployed IE system for name card and receipt images, DOCIE¹, consists of three manually engineered modules and one data-driven module (Fig. 1a). This system first accepts text segments and their 2D coordinates (we dub it “2D text”) from an OCR system and generates pseudo-1D-text using a serializer. The text is then IOB-tagged and mapped to a raw, structured parse. Finally, the raw parse is normalized by trimming and reformatting with regular expressions.

Although DOCIE has shown satisfactory performance to its customers, its long pipeline

* Work done during an internship at NAVER Clova.

¹This is an anonymous name of our product. In October 2020, the system receives approximately 350k name cards and 650k receipts queries per day.

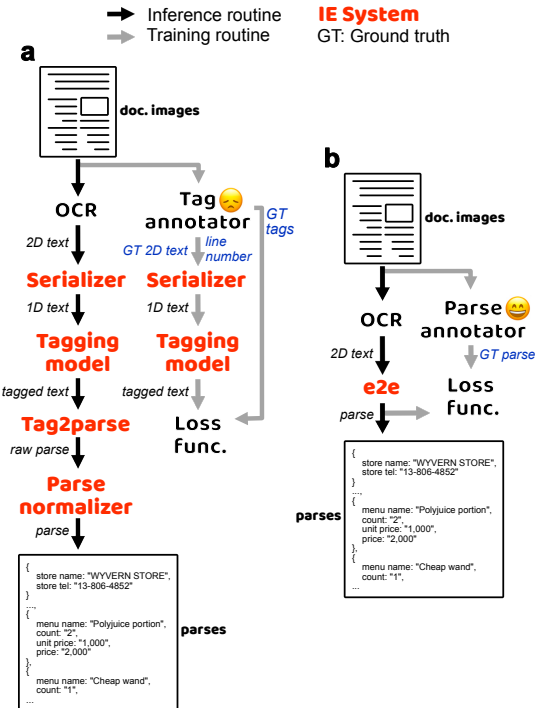


Figure 1: The scheme of (a) our tagging based IE system and (b) the end-to-end IE system proposed in this study.

increases the development cost: (1) each module should be engineered and fine-tuned by experts per domain, and (2) each text segment should be annotated manually for the training. As entire structural information of documents should be recovered from a set of individual tags, the difficulty of the annotation process increases rapidly with the layout complexity.

One can consider replacing the entire pipeline into a single end-to-end model but such model is known to show relatively low accuracy in structured prediction tasks without careful modeling (Dyer et al., 2016; Dong and Lapata, 2018; Yin and Neubig, 2018; Fernandez Astudillo et al., 2020). Here, we present our recent effort on such transition to replace our product DOCIE with an end-to-end model. In the new IE system,

which we call WYVERN², we formulate the IE task as a sequence generation task equipped with a tree-generating transition module. By directly generating a sequence of actions that has a one-to-one correspondence with the final output (parse), the system can be trained without annotating intermediate text segments nor developing and maintaining four different IE modules in DOCIE (orange texts in Fig. 1a). This also leads to the dramatic reduction in the cost (Tbl. 6).

To achieve service-quality accuracy and stability with a sequence generation model while minimizing domain-specific engineering, we start from 2D Transformer baseline and experiment with following components: (1) copying mechanism, (2) transition module, and (3) employing preexisting weak-label data. We observe that WYVERN achieves comparable performance with DOCIE when it is trained with a similar amount of, yet low-cost data, and higher accuracy by leveraging a large amount of preexisting weak supervision data which cannot be utilized by the pipeline-based system. This signifies that turning a long machine learning pipeline into an end-to-end model is worth considering even in real production environment.

Related Work Most of previous works formulate semi-structured document IE task as text tagging problem (Palm et al., 2017; Katti et al., 2018; Zhao et al., 2019; Xu et al., 2019; Denk and Reisswig, 2019; Majumder et al., 2020; Liu et al., 2019; Yu et al., 2020; Qian et al., 2019; Hwang et al., 2019). Hwang et al., 2020 formulates the task as spatial dependency parsing which is essentially an another tagging approach where the inter-text segment relations are tagged. Although all previous studies have shown the competency of the proposed methods on their own tasks, they have following limitation: individual text segments should be labeled by appropriate tags for the model training. Since the tags requires domain, and layout-dependent modification for each task, the appropriate annotation tools should be developed together. The difficulty of annotation rapidly increases when documents show multiple information hierarchy necessitating grouping between fields (for example, see name, price fields in Fig. 2a). On the other hand, we formulate the IE task as a sequence generation problem where only parses are required for the training.

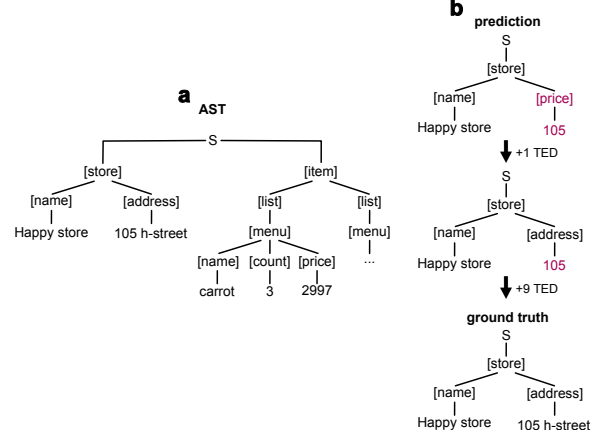


Figure 2: Tree representation of document. (a) An example of abstract syntax tree (AST). (b) An example of TED calculation.

2 Model

WYVERN consists of following three major modules: (1) the Transformer encoder that accepts 2D text, (2) the decoder for sequence generation, and (3) the transition module that converts the generated sequence into parse tree.

2D Transformer Encoder We use Transformer (Vaswani et al., 2017) with following modification for encoding 2D text. The input vectors are generated using following five features: token, x-coordinate, y-coordinate, character height, and text orientation. Like BERT, each feature is represented as integers and maps to a trainable embedding vector. The each coordinate is quantized into 120 integers, character height into 6, and text orientation into 2 integers. The resulting embeddings are summed into a single input vector. Unlike original transformer, the position embedding for word ordering is omitted.

Decoder We use Transformer decoder equipped with the gated copying mechanism (Gu et al., 2016; See et al., 2017). At each time t , the probability of copying individual input tokens is calculated via inner product between the last hidden states of the encoder ($\{h_e\}$) and the decoder ($h_d(t)$). The resulting probability is added to the generation probability of corresponding tokens gated by the probability p_{gate} . p_{gate} is calculated by linearly projecting the concatenated vector of the $h_d(t)$ and the sum of $\{h_e\}$ each weighted by $h_d(t)$.

Transition module All parses are uniformly formatted following JSON. However, direct generation of JSON strings requires unnecessary

²WEAKLY SUPERVISED GENERATIVE DOCUMENT PARSER

Table 1: An example of parse generation process. The corresponding parse tree is shown in Fig. 2a.

t	Output token	Action	Parse
0	-	-	{S:
1	[store]	NT(store)	{S:store:
3	[name]	NT(name)	{S:store:{name:
4	Happy	GEN(Happy)	{S:store:{name:Happy
5	store	GEN(store)	{S:store:{name:Happy store
6	[reduce]	REDUCE	{S:store:{name:Happy store,
7	[address]	NT(address)	{S:store:{name:Happy store, address:
...			

long steps because (1) all syntactic tokens ($\{, :, \}$) are generated separately, and (2) “key” often consists of multiple tokens. To minimize the generation length while constraining the search space, we propose to convert JSON-formatted parses into corresponding abstract syntax trees (ASTs) (Fig. 2a). Under this formulation, the sequence of generated tokens is interpreted as a sequence of AST generating actions. The actions are later converted into a JSON-formatted parse using the push-down automaton. Our transition module consists of three types of actions $NT(key)$, $GEN(token)$, and $REDUCE$ based on previous studies (Yin and Neubig, 2018; Dyer et al., 2016). $NT(key)$ generates non-terminal node representing *key* of JSON. The special tokens representing the type of individual fields are interpreted as the corresponding actions. $GEN(token)$ generates corresponding *token*. $REDUCE$ indicates the completion of generation in a current level and the systems moves to a higher level. The process is demonstrated with an example in Tbl. 1. A sequence of actions can be uniquely determined for a given AST by traveling the tree in depth-first, and left-right order.

3 Datasets and Setups

Datasets Due to confidential issues related to industrial documents, we use our four large-scale internal datasets: three strong-label (NJ, RK, RJ) and one weak-label (NJ-W) datasets. The properties are summarized in Tbl. 2.

Table 2: The dataset properties.

Name	Task	Lang	# of field keys	Tree depth	# of examples (train:dev:test)	Input token length (test)
NJ	name card	JPN	12	3	22k:256:256	115 \pm 36
RK	receipt	KOR	21	3	44k:600:781	323 \pm 95
RJ	receipt	JPN	39	3	62k:600:3,330	165 \pm 122
NJ-W	name card	JPN	13	2	6m:1,020:1,020	124 \pm 38

Baseline We compare WYVERN to DOCIE that consists of four separated modules (Fig. 1a, Sec. 1). The technical details are described in Sec. A.1.

Evaluation The parses consist of hierarchically grouped key-value pairs, where a key indicates

a field type such as `menu`, and a value is either a corresponding text sequence or a sub parse forming a recursive structure (e.g., `menu` under `item` in Fig. 2a). We conduct extensive evaluation with three different metrics; F_1 , nTED, and A/B-test. F_1 is calculated by counting the number of exactly matched key-value pairs. Since F_1 ignores partially correct prediction (even a single character difference is counted as wrong), we use another metric nTED, a tree edit distance normalized by the number of nodes. nTED consider both lexical and structural differences between parse trees (Fig. 2b). Finally, we conduct A/B-test for full evaluation of the models by human. See Sec. A.2 for the technical details of evaluation methods.

Experimental setup The model is initialized with pretrained multi-lingual BERT (Devlin et al., 2018; Wolf et al., 2020) and trained by Adam optimizer (Kingma and Ba, 2015) with learning rate $2e-5$ or $3e-5$. The decay rates are set to $\beta_1 = 0.9, \beta_2 = 0.999$. Once the training is stabilized, which typically takes 1–2 weeks on 2–8 NVIDIA P40 gpus, the learning rate is set to $1e-5$ for the stability. The training continues up to one month. The batch size set to 16–32 depending on the model sizes. During inference, beam search is employed. In receipt IE, the examples and their raw parses are randomly sampled from three tasks—Japanese name card, Korean receipt, and Japanese receipt—while sharing the weights. We found this multi-domain setting leads to the faster convergence.

4 Results

WYVERN shows competent performance We first validate WYVERN on Japanese name card IE task (NJ). The comparable scores of WYVERN with respect to DOCIE shows the effectiveness of our end-to-end approach (Tbl. 3, 1st row vs 3rd row). Note that a naive application of Transformer encoder-decoder model shows dramatic performance degradation (2nd row) highlighting the importance of the careful modeling. Here, F_1 score is based on exact match

Table 3: Performance table of name card IE task.

	is E2E	1 - F_1 (%)	nTED
DOCIE [†] (Hwang et al., 2019)		10.5	8.22
2D Transformer [‡] (Vaswani et al., 2017)	✓	19.7	11.7
WYVERN (Proposed)	✓	11.0	7.08
WYVERN w/ weak-label pretraining	✓	8.1	5.93

[†] The entire architecture is heavily based on Hwang et al., 2019.

[‡] Transformer model with minimal modification to encode 2D texts (Sec. 2).

Table 4: Performance table of receipt IE task.

	Lang.	1 - F_1 (%)	nTED
DOCIE	KOR	15.7	12.1
	JPN	20.5	17.6
WYVERN	KOR	13.0	9.8
	JPN	25.8	21.1

and WYVERN **generates** accurate parses even for non semantic text like telephone numbers (Tbl. 7 last three columns in Appendix). Higher precision can be obtained by controlling the recall rate (Fig. 3 in Appendix). Our generative approach also enables automatic text normalization and OCR error correction. Without the transition module, F_1 error increases by 1.3%.

Utilizing large weak-label data significantly enhances accuracy Often times, a weak-label data (document and parse pairs) already exists because it is what gets stored in databases. Especially, when a human-driven data collection pipeline has been existed, the amount of accumulated data can be huge. To leverage the preexisting weak-label data in the database, we first train WYVERN using NJ-W that consists of 6m weakly labeled Japanese name cards and fine-tune it using NJ. The fine-tuning step is required as parses in NJ-W and NJ have multiple distinct properties (Sec. A.4). The results shows WYVERN outperforms DOCIE by -2.4 F_1 error and -2.29 nTED (Tbl. 3, bottom row). Note that DOCIE requires strong-label data that should be annotated newly unlike WYVERN.

WYVERN can generate complex parse trees

We further validate WYVERN on Korean (RK) and Japanese (RJ) receipt IE tasks where parses have more complex structure (Fig. 2, Tbl. 2). WYVERN shows higher performance compared to DOCIE in RK (Tbl. 4, 1st row vs 3rd row) even for numeric fields (Tbl. 8 last ten columns in Appendix). However in RJ, it shows the lower performance (2nd row vs 4th row). The lower performance in RJ may be attributed to its complex parse tree that consists of total 39 fields (Tbl. 2).

WYVERN is preferred in A/B-test We conduct three A/B-tests between DOCIE (D) and WYVERN (W) on Japanese name card and Korean receipt IE tasks with varying training set. WYVERN achieves the comparable performance with DOCIE (Tbl. 5, 1st panel, the neutral rate $\sim 50\%$) and the better performance with the use of preexisting weak-label data (final row). When name cards have complex

Table 5: A/B-test for human evaluation.

Task	# of samples	Training set		Survey results		
		D	W	Neutral	D is better	W is better
NJ	240	NJ	NJ	45.4	28.8	25.8
RK	240	RK	NJ, RK, RJ	47.9	26.3	25.8
NJ	80	NJ	NJ, NJ-W	45.0	23.8	31.2

layouts, WYVERN is always favoured (Sec. A.5).

WYVERN is cost-effective Training DOCIE requires a strong-label (tagging of individual text segments) data. The tags should convey information of field type, intra-field grouping (collecting text segments belong to the same field), and inter-field grouping (e.g. name, count, and price in Fig. 2b form a group). On the other hand, WYVERN are trained by using a weak-label data, i.e. parses (structured text) which can be conceived more easily and typed directly by annotators. This fundamental difference in the labels bring various advantages to WYVERN (W) compared to DOCIE (D). Here we focus on the cost and perform semi-quantitative analysis based on our own experiences. We split the cost into five categories: annotation cost (Annot.) for preparing training dataset, communication cost (Comm.) for teaching data annotators, annotation tool development cost (Tool dev.), maintenance cost (Maint.) that involves data denoising & post collection, and inference cost related to serving. The result is summarized in Tbl. 6. The details of the cost estimation process is presented in A.6.

Table 6: Cost analysis table.

Model	Data	Annot. [†]	Comms.	Tool dev.	Maint.	Inference time (s)*
D	strong-label	~ 12	$\sim 1\sim 2$ PM ^b	~ 0.3 PM ^d	Need expert	NJ: 0.4, RK: 1.6
W	weak-label	~ 60	~ 0	~ 0	No expert	NJ: 1.4, RK: 2.3

[†] # of documents/person·hr

5 Conclusion

Here, we present WYVERN that is trained via weak supervision. WYVERN achieves competent performance compared to the strongly supervised model while its development and maintenance cost is significantly lower. We also provide semi-quantitative cost analysis of developing IE systems for semi-structured documents. Currently, WYVERN shows slower training and inference time compared to the tagging based approach like other autoregressive models. Future work will be focused on optimizing the training protocol and the inference speed.

Acknowledgements

We thank Kyunghyun Cho for the helpful comment about the transition module, and Sohee Yang for the critical comment on the figures.

References

- Timo I. Denk and Christian Reisswig. 2019. [BERTgrid: Contextualized Embedding for 2D Document Representation and Understanding](#). *arXiv e-prints*, page arXiv:1909.04948.
- Jacob Devlin, Ming-Wei Chang, Kenton Lee, and Kristina Toutanova. 2018. BERT: pre-training of deep bidirectional transformers for language understanding. *NAACL*.
- Li Dong and Mirella Lapata. 2018. [Coarse-to-fine decoding for neural semantic parsing](#). In *Proceedings of the 56th Annual Meeting of the Association for Computational Linguistics (Volume 1: Long Papers)*, pages 731–742, Melbourne, Australia. Association for Computational Linguistics.
- Chris Dyer, Adhiguna Kuncoro, Miguel Ballesteros, and Noah A. Smith. 2016. Recurrent neural network grammars. In *Proceedings of the 2016 Conference of the North American Chapter of the Association for Computational Linguistics: Human Language Technologies*, pages 199–209, San Diego, California. Association for Computational Linguistics.
- Ramón Fernandez Astudillo, Miguel Ballesteros, Tahira Naseem, Austin Blodgett, and Radu Florian. 2020. [Transition-based parsing with stack-transformers](#). In *Findings of the Association for Computational Linguistics: EMNLP 2020*, pages 1001–1007, Online. Association for Computational Linguistics.
- Jiatao Gu, Zhengdong Lu, Hang Li, and Victor O.K. Li. 2016. Incorporating copying mechanism in sequence-to-sequence learning. In *Proceedings of the 54th Annual Meeting of the Association for Computational Linguistics (Volume 1: Long Papers)*, pages 1631–1640, Berlin, Germany. Association for Computational Linguistics.
- Wonseok Hwang, Seonghyeon Kim, Jinyeong Yim, Minjoon Seo, Seunghyun Park, Sungrae Park, Junyeop Lee, Bado Lee, and Hwalsuk Lee. 2019. Post-ocr parsing: building simple and robust parser via bio tagging. In *Workshop on Document Intelligence at NeurIPS 2019*.
- Wonseok Hwang, Jinyeong Yim, Seunghyun Park, Sohee Yang, and Minjoon Seo. 2020. [Spatial dependency parsing for semi-structured document information extraction](#).
- Anoop R Katti, Christian Reisswig, Cordula Guder, Sebastian Brarda, Steffen Bickel, Johannes Höhne, and Jean Baptiste Faddoul. 2018. Chargrid: Towards understanding 2D documents. In *EMNLP*.
- Diederik P. Kingma and Jimmy Ba. 2015. Adam: A method for stochastic optimization. In *ICLR*.
- Xiaojing Liu, Feiyu Gao, Qiong Zhang, and Huasha Zhao. 2019. Graph convolution for multimodal information extraction from visually rich documents. In *NAACL*.
- Bodhisattwa Prasad Majumder, Navneet Potti, Sandeep Tata, James Bradley Wendt, Qi Zhao, and Marc Najork. 2020. [Representation learning for information extraction from form-like documents](#). In *Proceedings of the 58th Annual Meeting of the Association for Computational Linguistics*, pages 6495–6504, Online. Association for Computational Linguistics.
- Rasmus Berg Palm, Ole Winther, and Florian Laws. 2017. Cloudscan - A configuration-free invoice analysis system using recurrent neural networks. *CoRR*.
- Yujie Qian, Enrico Santus, Zhijing Jin, Jiang Guo, and Regina Barzilay. 2019. GraphIE: A graph-based framework for information extraction. In *NAACL*.
- Abigail See, Peter J. Liu, and Christopher D. Manning. 2017. Get to the point: Summarization with pointer-generator networks. In *Proceedings of the 55th Annual Meeting of the Association for Computational Linguistics (Volume 1: Long Papers)*, pages 1073–1083, Vancouver, Canada. Association for Computational Linguistics.
- Ashish Vaswani, Noam Shazeer, Niki Parmar, Jakob Uszkoreit, Llion Jones, Aidan N Gomez, Łukasz Kaiser, and Illia Polosukhin. 2017. Attention is all you need. In I. Guyon, U. V. Luxburg, S. Bengio, H. Wallach, R. Fergus, S. Vishwanathan, and R. Garnett, editors, *NeurIPS*.
- Thomas Wolf, Lysandre Debut, Victor Sanh, Julien Chaumond, Clement Delangue, Anthony Moi, Pierric Cistac, Tim Rault, Rémi Louf, Morgan Funtowicz, Joe Davison, Sam Shleifer, Patrick von Platen, Clara Ma, Yacine Jernite, Julien Plu, Canwen Xu, Teven Le Scao, Sylvain Gugger, Mariama Drame, Quentin Lhoest, and Alexander M. Rush. 2020. [Transformers: State-of-the-art natural language processing](#). In *Proceedings of the 2020 Conference on Empirical Methods in Natural Language Processing: System Demonstrations*, pages 38–45, Online. Association for Computational Linguistics.
- Yiheng Xu, Minghao Li, Lei Cui, Shaohan Huang, Furu Wei, and Ming Zhou. 2019. Layoutlm: Pre-training of text and layout for document image understanding. In *KDD*.
- Pengcheng Yin and Graham Neubig. 2018. [TRANX: A transition-based neural abstract syntax parser for semantic parsing and code generation](#). In

Proceedings of the 2018 Conference on Empirical Methods in Natural Language Processing: System Demonstrations, pages 7–12, Brussels, Belgium. Association for Computational Linguistics.

Wenwen Yu, Ning Lu, Xianbiao Qi, Ping Gong, and Rong Xiao. 2020. PICK: Processing Key Information Extraction from Documents using Improved Graph Learning-Convolutional Networks. In *ICPR*.

K. Zhang and D. Shasha. 1989. Simple fast algorithms for the editing distance between trees and related problems. *SIAM J. Comput.*, 18(6):1245–1262.

Xiaohui Zhao, Zhuo Wu, and Xiaoguang Wang. 2019. CUTIE: learning to understand documents with convolutional universal text information extractor. *CoRR*.

Xu Zhong, Elaheh ShafieiBavani, and Antonio Jimeno-Yepes. 2020. Image-based table recognition: data, model, and evaluation. In *ECCV*.

A Appendix

A.1 DocIE

Here, we explain each module of DocIE which is heavily based on Hwang et al., 2019. The serializer accepts 2D text from the OCR module and converts them into a single pseudo-1D-text. To group text segments line-by-line, the segments are merged based on their height differences. When the text segments are placed on the curved line due to physical distortion of documents as often observed in receipt images, a polynomial fit is used. The tagging model performs IOB-tagging on the pseudo-1D-text. The model is based on BERT (Devlin et al., 2018) except that 2D coordinate embeddings are added to input vectors. The embeddings are prepared in the same way with WYVERN (Sec. 2). The output consists of IOB-tags of multiple fields. For inter-fields grouping (e.g. name, count, and price under item in Fig. 2a), additional IOB-tags are introduced. The tagged text is structured into raw parses by the tag2parse module. Finally, the raw parses are normalized using regular expressions and various domain-specific rules. For example, a unit price “@2,000” is converted into “2000”; Chinese numbers in postal codes are converted into English numerals etc.

A.2 Evaluation methods

F_1 score To calculate F_1 , first a group of key-value pairs from the ground truth (gt) is matched with a group from predicted parse based on their similarity in character level. Each predicted key-value pair is counted as true positive if there exists exactly equal gt key-value pair in the matched group. Otherwise it is counted as false positive. Unmatched key-value pairs in ground truth are counted as false negative.

Tree edit distance Although F_1 can show model performance for individual fields, the group matching algorithms requires non-trivial modification per domain due to structural change in parses. Hence, we use another metric nTED based on tree edit distance (TED) (Zhang and Shasha, 1989)³ that can be used for any documents represented as trees.

$$nTED = TED(gt, pr) / TED(gt, \phi) \quad (1)$$

Here, gt , pr , and ϕ stands for ground truth, predicted, and empty trees respectively. The process is depicted in Fig. 2b). To account the permutation symmetry, the node in each level is sorted before the calculation using their labels and their children’s. A similar score has been recently suggested by (Zhong et al., 2020) for a table recognition task.

Human Evaluation via A/B test While predefined metrics are useful for automated evaluation, their score cannot fully reflect the overall performance. Hence, we prepare accompanying human evaluation via A/B test. In the test, the randomly selected output of WYVERN and DocIE are presented to human subjects with corresponding document image. Then the human subjects are asked to choose one option out of three choices: A is better, B is better, or neutral. The results of two models are randomly shown as either A or B.

A.3 $1-F_1$ of individual fields

Table 7: $1 - F_1$ of representative fields in Japanese name card IE task. D and W stand for DocIE and WYVERN.

Model	total	address	company name	department	personal name	position	email	fax	tel
D	10.5	16.7	22.1	16.1	8.6	13.6	4.7	2.6	4.1
W	11.0	17.8	16.5	19.3	5.5	14.0	6.3	3.8	7.0
W w/ weak-label pretraining	8.1	14.2	12.5	14.9	3.0	10.8	4.6	3.0	4.9

³<https://github.com/timtadh/zhang-shasha>

Table 8: 1 – F_1 of representative fields in Korean receipt IE task.

Model	total	item name	store name	store address	payment card company	item count	item unit price	item price	store tel	store business number	payment card number	payment confirmed number	payment date	payment time	total price
D	15.7	35.0	21.9	24.9	16.2	8.1	6.9	4.1	15.5	7.3	17.7	28.1	10.1	8.0	6.8
W	13.0	33.1	21.3	18.9	18.5	3.2	5.2	3.4	15.4	10.9	14.6	17.0	7.8	5.0	3.9

Table 9: 1 – F_1 of representative fields in Japanese receipt IE task.

Model	total	item name	store name	store address	store branch name	payment method	item count	item unit price	item price	store tel	payment price	payment change price	sub total price	sub total tax	transaction date	transaction time	total price	total tax
D	20.5	24.8	36.3	30.3	22.2	24.2	3.1	5.9	3.1	12.8	4.1	1.4	5.7	6.5	17.6	2.2	12.1	8.1
W	25.8	40.1	38.6	38.6	17.1	27.0	13.7	23.6	14.1	14.0	9.8	2.7	13.8	24.1	18.5	4.4	17.3	17.0

A.4 NJ vs NJ-W

The NJ and NJ-W parses have following distinct features. (1) In NJ, same field can appear multiple times (for example, several telephone numbers can be presented in single name card) whereas in NJ-W, which was prepared by human before the era of deep learning, only single realization per each field is picked and saved in the database. (2) In NJ-W, the parse can include field that does not appear explicitly. For instance, parses can include Japanese character representation of company name even when name cards include only Chinese character representation.

A.5 A/B test with varying layout complexity

In the name card A/B test, the examples are further separated into two groups based on the number of address field. First group (Lv. 1) includes single address field and second group (Lv. 2) includes the multiple number of address field. The latter group show more diverse layout such as multicolumn and vertical text alignment. Approximately 12% of cards belong to Lv. 2 group in the data. The result is summarized in Tbl. 10.

Table 10: A/B-test for human evaluation.

Task	# of samples	Training set		Survey results		
		D	W	Neutral	D is better	W is better
NJ-Lv1	180	NJ	NJ	47.8	28.0	23.2
NJ-Lv2	45	NJ	NJ	38.4	28.3	33.3
NJ-Lv1	60	NJ	NJ, NJ-W	43.3	25.0	31.7
NJ-Lv2	20	NJ	NJ, NJ-W	50.0	20.0	30.0

A.6 Cost estimation

Annotation cost The annotation cost is quantified by the number of documents that can be labeled by a single annotator per hour in the name card IE task. The strong-label data requires about 5 times longer annotation time compared to the weak-label data (3rd column).

Communication cost The tag annotators should be trained by an expert (1) to understand the connection between tagged texts and corresponding parses and (2) to become accustomed to annotation process and using tag annotation tool. In our receipt annotation task, five tag annotators were trained by one expert for five working days. The expert needed to use one full working day. By counting 20 working days of single annotator as 1 Person Month (PM) and that of expert as 3 PM, the communication (teaching) cost is calculated as 1–2 PM⁴. On the other hand, the parse annotators just need to see the images and type human readable parses. The process similar to a summarizing documents on notes in which they are already familiar with. This minimizes the communication cost.

Annotation tool development cost The tag annotation tool should be prepared per ontology. In our own experience, the tool modification takes approximately two working days of one expert per domain (0.3 PM = 3PM × 2/20). On the other hand, the parse annotation tool does not require such modification

⁴1 PM × 5 annotators × 5/20 month + 3 PM × 1 expert × 1/20 month = 1.4 PM

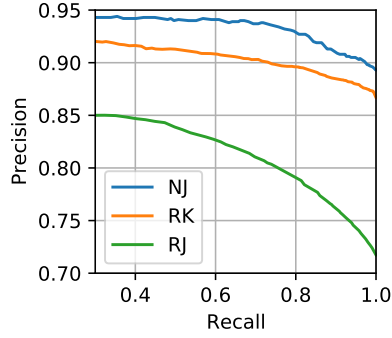


Figure 3: Precision-recall curves of three IE tasks: Japanese name card (NJ), Korean receipt (RK), and Japanese receipt (RJ). The recall rate is controlled by trimming documents of which WYVERN shows low confidence. The confidence score is calculated empirically by averaging the token generation probabilities.

as the format of parses are already capable of expressing arbitrary complex layout (for example JSON format can be utilized).

Maintenance cost The strong-label data can be modified only by the people trained in converting tagged text segments into parses. There is no such restriction in the weak-label data.

Inference cost We compare the inference cost of two IE systems by calculating the inference time. In name card IE task, DOCIE requires 0.4 s per document on average whereas WYVERN requires 1.4 s. In receipt IE task, DOCIE and WYVERN take 1.6 s and 2.3 s, respectively. In DOCIE, the serializer module costs the most of inference time (Fig. 1a). Although WYVERN takes slightly more time for the inference, the OCR module requires few seconds and the overall difference between two IE system is not significant. The time is measured on the computer equipped with Intel Xeon cpu (2.20 GHz) and P40 NVIDIA gpu with single batch.