

Hierarchical Learning for Generation with Long Source Sequences

Tobias Rohde^{†‡} Xiaoxia Wu^{†*}, Yinhan Liu[†]

[†] Birch AI, Seattle, WA

[‡] Paul G. Allen School of Computer Science & Engineering,
University of Washington, Seattle, WA
{tobiasr, xwu, yinhan}@birch.ai

Abstract

One of the challenges for current sequence to sequence (seq2seq) models is processing long sequences, such as those in summarization and document level machine translation tasks. These tasks require the model to reason at the token level as well as the sentence and paragraph level. We design and study a new Hierarchical Attention Transformer-based architecture (HAT) that outperforms standard Transformers on several sequence to sequence tasks. Furthermore, our model achieves state-of-the-art ROUGE scores on four summarization tasks, including PubMed, arXiv, CNN/DM, SAMSUM, and AMI. Our model outperforms document-level machine translation baseline on the WMT20 English to German translation task. We investigate what the hierarchical layers learn by visualizing the hierarchical encoder-decoder attention. Finally, we study hierarchical learning on encoder-only pre-training and analyze its performance on classification tasks.

1 Introduction

Sequence to sequence (seq2seq) models have been successfully used for a variety of natural language processing (NLP) tasks, including text summarization, machine translation and question answering. Often sequence to sequence models consist of an encoder that processes some source sequence and a decoder that generates the target sequence. Originally, Sutskever et al. (2014) used recurrent neural networks as encoder and decoder for machine translation on the WMT-14 dataset. Bahdanau et al. (2016) introduced the attention mechanism, where the decoder computes a distribution over the hidden states of the encoder and uses it to weigh the hidden states of the input tokens differently at each decoding step. Vaswani et al. (2017) then introduced a new architecture for sequence to sequence

modeling – the Transformer, which is based on the attention mechanism but not recurrent allowing for more efficient training.

While successful, both recurrent neural networks and Transformer-based models have limits on the input sequence length. When the input is long, the learning degrades particularly for tasks which require a comprehensive understanding of the entire paragraph or document. One of the main learning challenges for seq2seq models is that the decoder needs to attend to token level representations from the encoder to predict the next token, while at the same time it must learn from a large context.

A commonly used method for attempting to solve the long-sequence problem is hierarchical attention (Yang et al., 2016). This method was studied primarily on long sequence classification tasks, where the model learns a document representation which is used as the input to a classifier. Since then, many successful papers proposed methods using hierarchical attention (see Section 2 for full details). While hierarchical attention has been successfully applied to classification tasks, its potential for being applied to large document sequence to sequence tasks remains an interesting and open question.

In this paper, we present a hierarchical attention model based on the standard Transformer (Vaswani et al., 2017) that produces sentence level representations, and combine them with token level representations to improve performance on long document sequence to sequence tasks. Our main contributions include

- 1) We design a hierarchical seq2seq attention network architecture named HAT (Hierarchical Attention Transformer) (See Figure 1). We conduct extensive experiments on various generation tasks for our proposed model in Sections 4 and 5 and achieve new state-of-the-art results on several datasets.
- 2) In Sections 6 and 7, we study the generated

*Work performed while Xiaoxia Wu interned at Birch AI. She is currently a postdoc fellow at The University of Chicago and Toyota Technological Institute at Chicago.

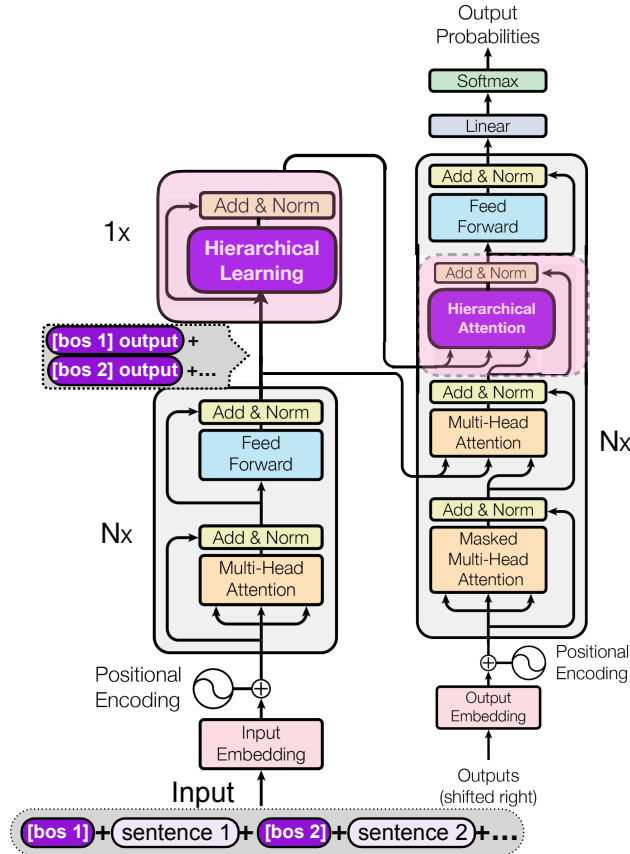


Figure 1: **The architecture of HAT: Hierarchical Attention Transformer.** The blocks shaded in pink are the additional hierarchical layers added to the existing Transformer (Vaswani et al., 2017) architecture. The extra BOS tokens for hierarchical learning are highlighted in purple. The figure is based on Figure 1 in Vaswani et al. (2017).

output of our architecture to further understand the benefits of hierarchical attention and compare it with those generated by plain seq2seq Transformer models. Furthermore, we analyze how the decoder makes use of the sentence level representations of the encoder by visualizing the hierarchical encoder-decoder attention.

- 3) Finally, we apply hierarchical attention to an encoder-only architecture and pre-train it on a Books and Wiki corpus similar to the one used in RoBERTa (Liu et al., 2019). We fine-tune our pre-trained model on several downstream tasks and analyze the performance in Section 7.

2 Background

Transformer models. The attention-based Transformer architecture (Vaswani et al., 2017) currently dominates the state-of-the-art performance in many NLP tasks. This is largely due to the success of language model pre-training prior to fine-tuning the Transformer on the actual downstream task of

interest. Pre-training has been applied in different ways to different variations of the Transformer architecture, including encoder-only pre-training (BERT (Devlin et al., 2019), RoBERTa (Liu et al., 2019), XLNet (Yang et al., 2019)), decoder-only pre-training (GPT (Radford et al., 2019)), encoder-decoder pre-training (T5 (Raffel et al., 2020), BART (Lewis et al., 2020)) and multilingual pre-training (MBART (Liu et al., 2020), Roberta-XLM (Conneau et al., 2020)). Both classification and generation downstream task performance is improved significantly by initializing parameters from pre-trained models. To use a pre-trained model, the downstream task model architecture needs to be the same or similar to the one used in pre-training. Transformers have become the most popular architectures in NLP. However, one disadvantage of Transformers is that when the input sequence is long, the performance of the attention mechanism can become worse.

Long document modeling. Understanding and modeling large documents has been a longstanding challenge that has become increasingly demanded in practice (Nakao, 2000; Mihalcea and

Ceylan, 2007; Iyer et al., 2016; Zhang et al., 2017; Çelikyilmaz et al., 2018; Paulus et al., 2018; Tasnim et al., 2019; Zhao et al., 2019; Gunel et al., 2019; Ye et al., 2019; Beltagy et al., 2020; Zhang et al., 2020). Many methods have been proposed to improve performance on abstractive summarization tasks, which often have long source sequences. Recent work includes graph-based attention neural networks (Tan et al., 2017), discourse-aware attention models Cohan et al. (2018) and decoder decomposition with policy learning Kryscinski et al. (2018). In addition, Xu et al. (2020) suggest a discourse-aware neural summarization model with structural discourse graphs to capture the long-range dependencies among discourse units. Zhu et al. (2020) design a hierarchical network for meeting summarization that hierarchically processes speaker turns and incorporates speaker roles.

Hierarchical learning. Hierarchical learning has been suggested by many researchers and it has been empirically shown to be effective in numerous diverse tasks outside of natural language processing, including policy learning (Ryu et al., 2020), visual relationship detection (Mi and Chen, 2020), part-aware face detection (Wu et al., 2019), visually-aware food recommendation (Gao et al., 2020), urban anomaly prediction (Huang et al., 2020), online banking fraud detection (Achituve et al., 2019) and discourse parsing (Li et al., 2016). Within the NLP domain, hierarchical learning has been successfully applied to text classification (Yang et al., 2016), machine translation (Miculicich et al., 2018), meeting summarization (Zhu et al., 2020) and information extraction (Gao et al., 2018; Song et al., 2017; Xing et al., 2018; Zhao et al., 2018; Han et al., 2018). Particularly, Yang et al. (2016) propose a hierarchical structure with word and sentence-level attention mechanisms for document classification. Xing et al. (2018) design a hierarchical recurrent attention network to model the hierarchical structure of context, word importance, and utterance importance. Gao et al. (2018) show that hierarchical attention networks perform significantly better than conventional models for information extraction from cancer pathology reports. Miculicich et al. (2018) develop a hierarchical attention network that improves machine translation performance by integrating information from previously translated sentences within a document.

In this work, we apply hierarchical learning to Transformer models for improving performance

on generation tasks with long documents, including summarization and document-level machine translation.

3 Model

We modify the standard sequence to sequence transformer architecture (Vaswani et al., 2017) by adding hierarchical attention for improved processing of long documents (Figure 1). The number of parameters for our large hierarchical model on summary tasks is 471M compared to the plain transformer 408M.

We use 12 encoder and decoder layers, a hidden size of 1024, 4096 for the dimension of the fully-connected feed-forward networks and 16 attention heads in both the encoder and the decoder. Unlike the original Transformer, we use GELU activation instead of ReLU.

3.1 Data pre-processing

During pre-processing, we insert BOS tokens at the start of every sentence in each source document as shown in Figure 1. We simply determine sentence boundaries by punctuation or by using prior sentence segmentation present in the documents. By using BOS tokens as hierarchical tokens, the hierarchical attention can benefit from the representations learned for the BOS token during pre-training.

3.2 Encoder

We use the same encoder as in Transformer. This produces an embedding for each input token. After those, we add an additional encoder layer (pink block in Figure 1) which only attends to the embeddings of the BOS tokens that we inserted during data-preprocessing. We refer to this layer as the hierarchical encoder layer, which produces another level of contextual representations for each of the BOS tokens, which can be interpreted as sentence level representations. We find that a single hierarchical layer works the best, although multiple hierarchical layers may be used.

3.3 Decoder

As in Vaswani et al. (2017), each layer first performs self attention over the previously generated tokens and then attends over the outputs of the final token level encoder layer, similarly to the vanilla Transformer. We add an attention module that attends over the BOS token embeddings from the hierarchical encoder layer.

4 Experiments

Our architecture is specifically designed to better handle long sequences, thus we evaluate it on summarization and document level translation tasks, which tend to have long source sequences as the input. We also run experiments with non-generation tasks with an encoder-only hierarchical attention architecture (Section 7).

4.1 Summarization Tasks

We characterize all the summarization tasks into several categories, test our architectures with different weight initializations and compare them with their non-hierarchical counterparts using the same weight initializations.

Long sequence datasets The PubMed and arXiv datasets (Cohan et al., 2018) contain scientific articles from PubMed and arXiv respectively, and use the abstract of the articles as the target summary. The sequences in each of these datasets are long and need to be truncated to be processed by most transformers. Statistics on the PubMed and arXiv datasets are given in Table 1.

We add a BOS token at the beginning of each sentence in the source sequences during data preprocessing. We use 3072 as the maximum source length, 512 as the maximum target length. Longer sequences are truncated. We follow BART (Lewis et al., 2020) and use GPT2 (Radford et al., 2019) byte-pair encoding (BPE). We random initialize the hierarchical encoder layer, the hierarchical attention modules in the decoder layers and the additional positional embedding from 512 to 3072. We initialize all the remaining weights with pre-trained weights from BART. We also initialize a plain seq2seq model with BART pre-trained weights for direct comparison.

For training, we use a batch-size of 128. We set weight decay to 0.01 and use the Adam optimizer with $(\beta_1, \beta_2) = (0.9, 0.999)$ and $\varepsilon = 10^{-8}$ (Kingma and Ba, 2015). We train for 30000 steps and warm up the learning rate for 900 steps to 3×10^{-5} and decay it linearly afterwards. We use a dropout rate of 0.1 for attention and all layers. We also use label smoothing with smoothing constant 0.1. We use mixed precision for training. We complete 30000 steps in approximately 115 hours (100 hours) for HAT (plain-transformer) on arXiv with 2 A100 GPUs.¹ We train three models with

¹Only training time excluding validation and model saving.

different batch sizes (32, 64, and 128) and choose the best model based on minimizing label smoothing loss. We used the same training parameters for both plain and hierarchical models.

For generation, we use a beam width of 2, length penalty of 1 and minimum and maximum generation lengths of 72 and 966 respectively.

News datasets CNN/DailyMail (Hermann et al., 2015) and XSum (Narayan et al., 2018) are commonly used news summarization datasets. Both datasets are sourced from news articles, which frequently include a short summary in the article. Statistics for CNN/DM and Xsum are in Table 1.

We use 1024 as maximum source length for article and 256 as maximum target length for the summary. Longer sequences are truncated. We apply the same data-processing and model initialization for these two datasets as we did for the long sequence datasets. We train on CNN/DM for 20000 steps with a batch-size of 64 and a peak learning rate of 3×10^{-5} with linear decay afterwards. During generation, we use beam size 1, no length penalty and minimum and maximum generation lengths of 40 and 120, respectively. We use the same training and generation parameters for both the hierarchical seq2seq model and the plain seq2seq model. We grid search on batch sizes (32 and 64) and number of total steps (20k and 30k) and choose the best model by label smoothing loss.

Conversational datasets Since conversational summarization datasets are rare, we only consider the SAMSum (Gliwa et al., 2019) corpus. It consists of staged chat conversations between two people and corresponding abstractive summaries written by linguists. Statistics for SAMSum dataset are presented in Table 1.

During data-processing, we concatenate the role string with its utterance and add a BOS token at the beginning of each speaker turn. Then we concatenate all the turns together and use this as the source sequence. We add segmentation embeddings to our model, where we map the same role along with its utterance to the same segment embedding. The input to the encoder layers is the sum of the token embeddings, position embeddings and segment embeddings. We randomly initialize segment embedding parameters, and initialize the remaining parameters with the hierarchical seq2seq model trained on CNN-DM. For comparison, we also use train a plain seq2seq model initialized with weights

Dataset	Instances			Input Length		Output Length	
	Train	Valid	Test	Words	Tokens	Words	Tokens
PubMed	112K	6.6K	6.7K	3016	4016	178	258
ArXiv	203K	6.4K	6.4K	6055	8613	280	362
CNN-DM	287K	13K	11K	781	906	56	63
XSum	204K	11K	11K	431	488	23	27
SAMSum	14.7K	818	819	94	147	20	26
AMI	100	17	20	3156	4081	280	321
ISCI	43	10	6	6228	7913	466	576

Table 1: Stats for each of the summarization datasets. Both average number of words and number of BPE tokens are presented. Words are counted before tokenization.

Dataset	Documents			Source Length		Target Length	
	Train	Valid	Test	Words	Tokens	Words	Tokens
WMT20 En-De	363K	122	130	354	446	331	460
WMT20 En-Cs	42K	107	130	738	903	641	862
TED17 Zh-En	1906	97	12	3775	2680	2107	2590

Table 2: Statistics for the WMT20 En-De, WMT20 En-Cs and TED17 Zh-En translation datasets. Both average number of words and number of BPE tokens are presented.

from a plain seq2seq trained on CNN-DM.

Meeting datasets The AMI (Carletta et al., 2006) and ISCI (Janin et al., 2003) corpora consist of staged meetings which are transcribed and annotated with abstractive summaries. The meeting transcripts are extremely long and the turn-based structure of the meetings makes these datasets particularly suitable for the hierarchical architecture, since speaker turns can be marked by hierarchical tokens. Statistics for AMI and ISCI datasets are illustrated in Table 1. We followed (Shang et al., 2018) for splitting the data.

Since the meeting transcripts are transcribed from a speech to text model, we first built a small lexicon that filters out meaningless words. Then we add BOS tokens to each turn and concatenate all the turns together, which we use as input to the model. Following the conversational dataset approach, we add segment embeddings for each role. We follow the same weight initialization procedure as with the conversational datasets.

4.2 Document level Machine Translation.

Historically, sentence level translation approaches have outperformed document level approaches for translating entire documents. This indicates that document level approaches are not able to incorporate the larger context of the document during translation. We test our hierarchical model on a translation task and see significant improvements

over the non-hierarchical counterpart on English to German document translation.

Datasets We evaluate our architecture on the WMT20 English to German, English to Czech and TED17 Chinese to English translation tasks. Dataset statistics are shown in Table 2. We only process 512 tokens at once due to memory constraints. Thus we split documents into chunks of at most 512 tokens. We only split at segment boundaries to maintain alignment between the source and target languages. We translate each chunk separately and afterwards concatenate the translated chunks to compute the BLEU score for the entire document. We use Moses for preprocessing the English, German and Czech text and Jieba for tokenizing the Chinese text. We use the fastBPE implementation of Sennrich et al. (2016) for byte-pair encoding with 40000 bpe codes and joined dictionaries for all tasks. For the WMT20 tasks, we use the WMT18 test data for validation and test the models on both the WMT19 and WMT20 test data. For TED17, we use the test and validation data prior to 2016 as validation data and test the model on the TED16 and TED17 test data.

Model and Optimization For English to German and English to Czech translation, we use the Transformer architecture (Vaswani et al., 2017) with 6 encoder/decoder layers, a hidden size of 1024, 16 attention heads and 4096 for the dimen-

sion of the feedforward networks. The hierarchical model has 260M parameters and the plain model has 222M parameters.

For Chinese to English translation we use the same architecture, but with a hidden size of 512, 4 attention heads and 1024 for the dimension of the feedforward networks. For the hierarchical models, we use one hierarchical encoder layer. The hierarchical model has 64M parameters and the plain model has 55M parameters.

For all training experiments we use the Adam optimizer with $(\beta_1, \beta_2) = (0.9, 0.98)$ and $\varepsilon = 10^{-6}$. For training English to German translation, we use 1024 tokens per batch, 16 gradient accumulation steps and we train on 8 V100 GPUs. We minimize the label smoothed cross entropy loss with smoothing constant 0.1 and use dropout of 0.1 for regularization. We train with mixed precision for a total of 50000 steps and warm up the learning rate for 1250 steps to 10^{-4} and decay it linearly afterwards. Training takes about 25 hours for the hierarchical model and 17 hours for the plain model.

For training English to Czech translation, we use 1024 tokens per batch, 16 gradient accumulation steps and we train on 8 V100 GPUs. We use label smoothing with smoothing constant 0.2, a dropout of 0.2 and 0.1 weight decay. We train with mixed precision for a total of 15000 steps and warm up the learning rate to 5×10^{-4} for 500 steps and decay it linearly to 0 afterwards. Training takes about 8 hours for the hierarchical model and 5 hours for the plain model.

For training English to Chinese translation, we use 8192 tokens per batch, 2 gradient accumulation steps and we train on one V100 GPU. We use label smoothing with smoothing constant 0.2, a dropout of 0.3 and 0.1 weight decay. We train with mixed precision for a total of 8000 steps and warm up the learning rate to 10^{-3} for 100 steps and decay it linearly to 0 afterwards. Training takes about 1.5 hours for the hierarchical model and 1 hour for the plain model.

For all languages, we use a beam width of 4 during generation and we generate until we encounter an EOS token. We manually tuned these parameters by choosing the best validation BLUE score. However, note that the above parameters were not extensively tuned and we do not use a pre-train.

5 Results

As shown in Table 3, we achieve state-of-the-art results on the PubMed and arXiv datasets. As shown in Table 4, our hierarchical seq2seq architecture outperforms its plain seq2seq peer initialized with the same pretrained weights on the news translation tasks XSum and CNN/DM and we achieve state-of-the-art results on the CNN/DM dataset. We outperform the previous baseline by 7 Rouge scores on SAMSum as shown in Table 5. We also achieve state-of-the-art on ROUGE R2 on the AMI dataset, shown in Table 6. File2rouge was used to evaluate Rouge score for all the results. Table 7 shows our document level machine translation results. Our hierarchical seq2seq architecture outperforms the plain seq2seq baseline in English to German (En-De) translation, while for English to Czech (En-Cs) and Chinese to English (Zh-En) there is no clear improvement. We hypothesize that this is because En-Cs and Zh-En contain significantly less documents than En-De (see Table 2) and the hierarchical layers are not able to make use of the BOS embeddings which are randomly initialized.

6 Analysis

The addition of hierarchical learning improves rouge scores over prior state-of-the-art methods for several summarization datasets. Here we compare the generated output of our hierarchical model with the non-hierarchical counterpart for three instances from the arXiv test data. We also include the introduction of each article. These can be found in Appendix A. Since there is often overlap between the abstract and the introduction, the models have learned to extract sentences from the introduction. We highlight the sentences extracted by the hierarchical model in blue.

7 Ablation

Encoder-only transformer hierarchical attention. We evaluate our hierarchical attention model on several classification tasks. Instead of using our seq2seq architecture, we design a similar encoder-only architecture with hierarchical attention. This also allows us to easily pre-train the hierarchical layers.

Our architecture is based on the encoder of (Vaswani et al., 2017). We add a hierarchical attention module after the self attention module in each of the encoder layers. Similarly to how we prepro-

	PubMed			arXiv		
	R1	R2	RL	R1	R2	RL
PEGASUS (Zhang et al., 2019)	45.97	20.15	41.34	44.21	16.95	38.83
BigBird (Zaheer et al., 2020)	46.32	20.65	42.33	46.63	19.02	41.77
LSH (Huang et al., 2021)	48.12	21.06	42.72	48.24	20.26	41.78
Transformer-BART	48.35	21.43	36.90	46.54	18.82	42.00
HAT-BART	48.36	21.43	37.00	46.68	19.07	42.17

Table 3: Results on summarization tasks with long source sequences. PEGASUS (Zhang et al., 2019) results are from BigBird (Zaheer et al., 2020) paper. BigBird uses source sequence length of 4096, LSH (Huang et al., 2021) uses 7168, while Transformer-BART and HAT-BART use 3072 due to memory constraints. Transformer-BART and HAT-BART were trained using the same parameter settings.

	CNN/DailyMail			XSum		
	R1	R2	RL	R1	R2	RL
PEGASUS (Zhang et al., 2019)	44.16	21.56	41.30	47.60	24.83	39.64
BigBird (Zaheer et al., 2020)	43.84	21.11	40.74	47.12	24.05	38.80
BART (Lewis et al., 2020)	44.16	21.28	40.9	45.14	22.27	37.25
Transformer-BART	44.45	21.27	41.51	45.26	22.19	37.04
HAT-BART	44.48	21.31	41.52	45.92	22.79	37.84

Table 4: Results on standard news summarization tasks. PEGASUS results are from Zaheer et al. (2020). BigBird (Zaheer et al., 2020), Transformer-BART and HAT-BART use a source sequence length of 1024. BART and HAT-BART were trained on the same parameters settings.

	SAMSum		
	R1	R2	RL
DynamicConv + GPT2 (Gliwa et al., 2019)	45.41	20.65	41.45
Transformer-CNNNDM	53.00	28.03	48.59
HAT-CNNNDM	53.01	28.27	48.84

Table 5: Results on conversational summarization tasks. The plain Transformer model (Transformer-CNNNDM) was initialized by the BART CNN/DM model. The hierarchical model (HAT-CNNNDM) was initialized by the hierarchical seq2seq model trained on CNN/DM.

	AMI			ISCI		
	R1	R2	RL	R1	R2	RL
HMNet (Zhu et al., 2020)	53.02	18.57	-	46.28	10.60	-
Transformer-CNNNDM	52.06	19.27	50.02	43.77	11.65	41.64
HAT-CNNNDM	52.27	20.15	50.57	43.98	10.83	41.36

Table 6: Results on meeting summarization tasks. The plain Transformer model (Transformer-CNNNDM) was initialized by the BART CNN/DM model. The hierarchical model (HAT-CNNNDM) was initialized by the hierarchical Transformer model trained on CNN/DM.

	WMT20	WMT19	WMT20	WMT19	TED17	TED16
	En-De	En-De	En-Cs	En-Cs	Zh-En	Zh-En
Transformer (no pretrain)	27.1	32.5	25.0	18.6	23.2	23.1
HAT (no pretrain)	27.4	34.5	24.2	19.2	24.0	22.9

Table 7: Results on the WMT20/19 En-De, En-Cs and TED17/16 Zh-En translation tasks. The numbers shown are BLEU scores computed with sacrebleu. The En-De and En-Cs models are trained on the WMT20 training data and we use the WMT18 test data for validation. The Zh-En models are trained on the TED17 training data and we use the test data from TED11-TED15 and validation data from TED10 as validation data. All models are initialized randomly with the same training setup.

cessed the summarization and translation datasets, we insert BOS tokens at the beginning of sentences.

We follow RoBERTa (Liu et al., 2019) for pre-training our model by using the same dataset, pre-processing steps and pre-training objective. We evaluate the pre-trained model on three downstream tasks: SQuAD 2.0 (Rajpurkar et al., 2018), MNLI-m (Williams et al., 2018) and RACE (Lai et al., 2017). We observe that the pre-training converges faster to a better optimum with lower complexity than RoBERTa with the same hyperparameters. However, downstream task performances are not improved consistently.

The results are given in Table 8. We observe that for SQuAD 2.0 and MNLI-m our hierarchical model does not perform better than the non-hierarchical model. However, the performance for RACE is significantly better, which suggests that there are some benefits in using hierarchical attention for classification tasks with long source sequences. Note that when fine-tuning on RACE, we had to disable dropout for the first epoch and then set it to 0.1, otherwise the model did not converge.

	SQuAD 2.0	MNLI-m	RACE
	F1	Acc	Acc
RoBERTa-Base ¹	79.7	84.7	65.6
HAT (Encoder)	79.4	84.7	67.3

Table 8: Hierarchical learning for encoder only.

¹ The results are taken from Table 1 (DOC-SENTENCES) in Liu et al. (2019)

What has the hierarchical attention learned?

In order to better understand what the hierarchical model has learned, we plot a heatmap of the hierarchical attention between the decoder and the encoder. We use the best performing hierarchical model for this experiment (Table 3). We generate summaries for each sample article and record the hierarchical attention between the decoder and the BOS embeddings from the encoder at each step of generating the summary. For each of the 12 decoder layers and each of the 16 attention heads, we get a distribution over the BOS tokens for each generated summary tokens. To visualize the attention more concisely, we aggregate across the attention heads by choosing only the 16 BOS tokens with the highest weight for each generated token. We normalize the distribution such that the sum of the weights to 1. The hierarchical attention heatmaps for each layer are shown in Figures 2 and 3.

We see that across different layers the model at-

tends to different BOS tokens across the entire document. For each layer there are several horizontal lines, which indicates that some BOS tokens are assigned large weights at each step during generation. However, we also observe many individual points and discontinuous horizontal lines on the heatmaps, indicating that the model selectively attends to different BOS tokens across the entire document. We note that in the first few layers, the model seems to attend to the BOS tokens more uniformly while in the last few layers the model attends more heavily to certain BOS tokens.

8 Conclusion

We designed a transformer based architecture with hierarchical attention and obtained improvements on several sequence to sequence generation tasks. We showed significant improvements on document-level machine translation for the WMT20 En-De translation task, as compared to our baseline. We did not see significant gains when applying hierarchical attention to encoder-only classification tasks.

9 Future Work

Although we did not see significant gains when using a hierarchical encoder-only model for classification, we believe that a combination of modifying the architecture and the pre-training process might improve over current non-hierarchical models for classification tasks with long source sequences. For instance, one might introduce a pre-training objective specific to hierarchical attention such as predicting masked tokens in a sentence given only the representation of the BOS token corresponding to that sentence. We also believe the impact of dropout on hierarchical layers should be investigated more closely, since training on RACE diverged unless we disabled dropout during the first epoch (see Section 7).

References

- Idan Achituve, Sarit Kraus, and Jacob Goldberger. 2019. [Interpretable online banking fraud detection based on hierarchical attention mechanism](#). In *MLSP*, pages 1–6.
- Dzmitry Bahdanau, Kyunghyun Cho, and Yoshua Bengio. 2016. [Neural machine translation by jointly learning to align and translate](#).
- Iz Beltagy, Matthew E. Peters, and Arman Cohan. 2020. Longformer: The long-document transformer. *arXiv:2004.05150*.

- Jean Carletta, Simone Ashby, Sebastien Bourban, Mike Flynn, Mael Guillemot, Thomas Hain, Jaroslav Kadlec, Vasilis Karaiskos, Wessel Kraaij, Melissa Kronenthal, Guillaume Lathoud, Mike Lincoln, Agnes Lisowska, Iain McCowan, Wilfried Post, Dennis Reidsma, and Pierre Wellner. 2006. The ami meeting corpus: A pre-announcement. In *Machine Learning for Multimodal Interaction, Second International Workshop*, number 10 in Lecture Notes in Computer Science, pages 28–39. Springer.
- Arman Cohan, Franck Dernoncourt, Doo Soon Kim, Trung Bui, Seokhwan Kim, Walter Chang, and Nazli Goharian. 2018. [A discourse-aware attention model for abstractive summarization of long documents](#). In *Proceedings of the 2018 Conference of the North American Chapter of the Association for Computational Linguistics: Human Language Technologies, Volume 2 (Short Papers)*, pages 615–621, New Orleans, Louisiana. Association for Computational Linguistics.
- Alexis Conneau, Kartikay Khandelwal, Naman Goyal, Vishrav Chaudhary, Guillaume Wenzek, Francisco Guzmán, Edouard Grave, Myle Ott, Luke Zettlemoyer, and Veselin Stoyanov. 2020. [Unsupervised cross-lingual representation learning at scale](#). In *Proceedings of the 58th Annual Meeting of the Association for Computational Linguistics*, pages 8440–8451, Online. Association for Computational Linguistics.
- Jacob Devlin, Ming-Wei Chang, Kenton Lee, and Kristina Toutanova. 2019. Bert: Pre-training of deep bidirectional transformers for language understanding. In *Proceedings of the 2019 Conference of the North American Chapter of the Association for Computational Linguistics: Human Language Technologies, Volume 1 (Long and Short Papers)*, pages 4171–4186.
- Shang Gao, Michael T Young, John X Qiu, Hong-Jun Yoon, James B Christian, Paul A Fearn, Georgia D Tourassi, and Arvind Ramanathan. 2018. Hierarchical attention networks for information extraction from cancer pathology reports. *Journal of the American Medical Informatics Association*, 25(3):321–330.
- Xiaoyan Gao, Fuli Feng, Xiangnan He, Heyan Huang, Xinyu Guan, Chong Feng, Zhaoyan Ming, and Tat-Seng Chua. 2020. [Hierarchical attention network for visually-aware food recommendation](#). *IEEE Trans. Multim.*, 22(6):1647–1659.
- Bogdan Gliwa, Iwona Mochol, Maciej Biesek, and Aleksander Wawer. 2019. [SAMSum corpus: A human-annotated dialogue dataset for abstractive summarization](#). In *Proceedings of the 2nd Workshop on New Frontiers in Summarization*, pages 70–79, Hong Kong, China. Association for Computational Linguistics.
- Beliz Gunel, Chenguang Zhu, Michael Zeng, and Xuedong Huang. 2019. Mind the facts: Knowledge-boosted coherent abstractive text summarization. In *NeurIPS 2019, Knowledge Representation Reasoning Meets Machine Learning (KR2ML) Workshop*.
- Xu Han, Pengfei Yu, Zhiyuan Liu, Maosong Sun, and Peng Li. 2018. [Hierarchical relation extraction with coarse-to-fine grained attention](#). In *EMNLP*, pages 2236–2245.
- Karl Moritz Hermann, Tomas Kocisky, Edward Grefenstette, Lasse Espeholt, Will Kay, Mustafa Suleyman, and Phil Blunsom. 2015. Teaching machines to read and comprehend. In *Advances in Neural Information Processing Systems*, volume 28. Curran Associates, Inc.
- Chao Huang, Chuxu Zhang, Peng Dai, and Liefeng Bo. 2020. [Cross-interaction hierarchical attention networks for urban anomaly prediction](#). In *IJCAI*, pages 4359–4365.
- Luyang Huang, Shuyang Cao, Nikolaus Parulian, Heng Ji, and Lu Wang. 2021. [Efficient attentions for long document summarization](#).
- Srinivasan Iyer, Ioannis Konstas, Alvin Cheung, and Luke Zettlemoyer. 2016. [Summarizing source code using a neural attention model](#). In *ACL (1)*.
- Adam Janin, Don Baron, Jane Edwards, Dan Ellis, David Gelbart, Nelson Morgan, Barbara Peskin, Thilo Pfau, Elizabeth Shriberg, Andreas Stolcke, and Chuck Wooters. 2003. The icSI meeting corpus. pages 364–367.
- Diederik P. Kingma and Jimmy Ba. 2015. [Adam: A method for stochastic optimization](#). In *ICLR (Poster)*.
- Wojciech Kryscinski, Romain Paulus, Caiming Xiong, and Richard Socher. 2018. [Improving abstraction in text summarization](#). In *EMNLP*, pages 1808–1817.
- Guokun Lai, Qizhe Xie, Hanxiao Liu, Yiming Yang, and Eduard H. Hovy. 2017. [Race: Large-scale reading comprehension dataset from examinations](#). In *EMNLP*, pages 785–794.
- Mike Lewis, Yinhan Liu, Naman Goyal, Marjan Ghazvininejad, Abdelrahman Mohamed, Omer Levy, Veselin Stoyanov, and Luke Zettlemoyer. 2020. Bart: Denoising sequence-to-sequence pre-training for natural language generation, translation, and comprehension. In *Proceedings of the 58th Annual Meeting of the Association for Computational Linguistics*, pages 7871–7880.
- Qi Li, Tianshi Li, and Baobao Chang. 2016. [Discourse parsing with attention-based hierarchical neural networks](#). In *EMNLP*, pages 362–371.
- Yinhan Liu, Jiatao Gu, Naman Goyal, Xian Li, Sergey Edunov, Marjan Ghazvininejad, Mike Lewis, and Luke Zettlemoyer. 2020. Multilingual denoising pre-training for neural machine translation. *Transactions of the Association for Computational Linguistics*, 8:726–742.

- Yinhan Liu, Myle Ott, Naman Goyal, Jingfei Du, Mandar Joshi, Danqi Chen, Omer Levy, Mike Lewis, Luke Zettlemoyer, and Veselin Stoyanov. 2019. Roberta: A robustly optimized bert pretraining approach. *arXiv preprint arXiv:1907.11692*.
- Li Mi and Zhenzhong Chen. 2020. Hierarchical graph attention network for visual relationship detection. In *Proceedings of the IEEE/CVF Conference on Computer Vision and Pattern Recognition*, pages 13886–13895.
- Lesly Miculicich, Dhananjay Ram, Nikolaos Pappas, and James Henderson. 2018. Document-level neural machine translation with hierarchical attention networks. In *Proceedings of the 2018 Conference on Empirical Methods in Natural Language Processing*, pages 2947–2954, Brussels, Belgium. Association for Computational Linguistics.
- Rada Mihalcea and Hakan Ceylan. 2007. Explorations in automatic book summarization. In *EMNLP-CoNLL*, pages 380–389.
- Yoshio Nakao. 2000. An algorithm for one-page summarization of a long text based on thematic hierarchy detection. In *ACL*.
- Shashi Narayan, Shay B. Cohen, and Mirella Lapata. 2018. Don’t give me the details, just the summary! topic-aware convolutional neural networks for extreme summarization. In *Proceedings of the 2018 Conference on Empirical Methods in Natural Language Processing*, pages 1797–1807, Brussels, Belgium. Association for Computational Linguistics.
- Romain Paulus, Caiming Xiong, and Richard Socher. 2018. A deep reinforced model for abstractive summarization. In *International Conference on Learning Representations*.
- Alec Radford, Jeffrey Wu, Rewon Child, David Luan, Dario Amodei, and Ilya Sutskever. 2019. Language models are unsupervised multitask learners. *OpenAI blog*, 1(8):9.
- Colin Raffel, Noam Shazeer, Adam Roberts, Katherine Lee, Sharan Narang, Michael Matena, Yanqi Zhou, Wei Li, and Peter J. Liu. 2020. Exploring the limits of transfer learning with a unified text-to-text transformer. *Journal of Machine Learning Research*, 21(140):1–67.
- Pranav Rajpurkar, Robin Jia, and Percy Liang. 2018. Know what you don’t know: Unanswerable questions for squad. In *Proceedings of the 56th Annual Meeting of the Association for Computational Linguistics (Volume 2: Short Papers)*, pages 784–789.
- Heechang Ryu, Hayong Shin, and Jinkyoo Park. 2020. Multi-agent actor-critic with hierarchical graph attention network. In *Proceedings of the AAAI Conference on Artificial Intelligence*, volume 34, pages 7236–7243.
- Rico Sennrich, Barry Haddow, and Alexandra Birch. 2016. Neural machine translation of rare words with subword units. In *Proceedings of the 54th Annual Meeting of the Association for Computational Linguistics (Volume 1: Long Papers)*, pages 1715–1725, Berlin, Germany. Association for Computational Linguistics.
- Guokan Shang, Wensi Ding, Zekun Zhang, Antoine Tixier, Polykarpos Meladianos, Michalis Vazirgiannis, and Jean-Pierre Lorré. 2018. Unsupervised abstractive meeting summarization with multi-sentence compression and budgeted submodular maximization. In *Proceedings of the 56th Annual Meeting of the Association for Computational Linguistics (Volume 1: Long Papers)*, pages 664–674, Melbourne, Australia. Association for Computational Linguistics.
- Jun Song, Jun Xiao, Fei Wu, Haishan Wu, Tong Zhang, Zhongfei Mark Zhang, and Wenwu Zhu. 2017. Hierarchical contextual attention recurrent neural network for map query suggestion. *IEEE Trans. Knowl. Data Eng.*, 29(9):1888–1901.
- Ilya Sutskever, Oriol Vinyals, and Quoc V. Le. 2014. Sequence to sequence learning with neural networks. In *Proceedings of the 27th International Conference on Neural Information Processing Systems - Volume 2, NIPS’14*, page 3104–3112, Cambridge, MA, USA. MIT Press.
- Jiwei Tan, Xiaojun Wan, and Jianguo Xiao. 2017. Abstractive document summarization with a graph-based attentional neural model. In *Proceedings of the 55th Annual Meeting of the Association for Computational Linguistics (Volume 1: Long Papers)*, pages 1171–1181.
- Mayesha Tasnim, Diego Collarana, Damien Graux, Fabrizio Orlandi, and Maria-Esther Vidal. 2019. Summarizing entity temporal evolution in knowledge graphs. In *WWW (Companion Volume)*, pages 961–965.
- Ashish Vaswani, Noam Shazeer, Niki Parmar, Jakob Uszkoreit, Llion Jones, Aidan N Gomez, Łukasz Kaiser, and Illia Polosukhin. 2017. Attention is all you need. In *Proceedings of the 31st International Conference on Neural Information Processing Systems*, pages 6000–6010.
- Adina Williams, Nikita Nangia, and Samuel R. Bowman. 2018. A broad-coverage challenge corpus for sentence understanding through inference. In *NAACL-HLT*, pages 1112–1122.
- Shuzhe Wu, Meina Kan, Shiguang Shan, and Xilin Chen. 2019. Hierarchical attention for part-aware face detection. *International Journal of Computer Vision*, 127(6-7):560–578.
- Chen Xing, Yu Wu, Wei Wu, Yalou Huang, and Ming Zhou. 2018. Hierarchical recurrent attention network for response generation. In *Proceedings of*

- the AAAI Conference on Artificial Intelligence*, volume 32.
- Jiacheng Xu, Zhe Gan, Yu Cheng, and Jingjing Liu. 2020. [Discourse-aware neural extractive text summarization](#). In *ACL*, pages 5021–5031.
- Zhilin Yang, Zihang Dai, Yiming Yang, Jaime Carbonell, Russ R Salakhutdinov, and Quoc V Le. 2019. [Xlnet: Generalized autoregressive pretraining for language understanding](#). In *Advances in Neural Information Processing Systems*, volume 32. Curran Associates, Inc.
- Zichao Yang, Diyi Yang, Chris Dyer, Xiaodong He, Alex Smola, and Eduard Hovy. 2016. Hierarchical attention networks for document classification. In *Proceedings of the 2016 conference of the North American chapter of the association for computational linguistics: human language technologies*, pages 1480–1489.
- Zihao Ye, Qipeng Guo, Quan Gan, Xipeng Qiu, and Zheng Zhang. 2019. Bp-transformer: Modelling long-range context via binary partitioning. *arXiv preprint arXiv:1911.04070*.
- Manzil Zaheer, Guru Guruganesh, Kumar Avinava Dubey, Joshua Ainslie, Chris Alberti, Santiago Ontanon, Philip Pham, Anirudh Ravula, Qifan Wang, Li Yang, et al. 2020. Big bird: Transformers for longer sequences. *Advances in Neural Information Processing Systems*, 33.
- Jingqing Zhang, Yao Zhao, Mohammad Saleh, and Peter J. Liu. 2019. [Pegasus: Pre-training with extracted gap-sentences for abstractive summarization](#).
- Ningyu Zhang, Shumin Deng, Juan Li, Xi Chen, Wei Zhang, and Huajun Chen. 2020. [Summarizing chinese medical answer with graph convolution networks and question-focused dual attention](#). In *EMNLP (Findings)*, pages 15–24.
- Yizhe Zhang, Dinghan Shen, Guoyin Wang, Zhe Gan, Ricardo Henao, and Lawrence Carin. 2017. [Deconvolutional paragraph representation learning](#). In *NIPS*, pages 4172–4182.
- Yue Zhao, Xiaolong Jin, Yuanzhuo Wang, and Xueqi Cheng. 2018. [Document embedding enhanced event detection with hierarchical and supervised attention](#). In *ACL (2)*, pages 414–419.
- Zhou Zhao, Haojie Pan, Changjie Fan, Yan Liu, Lintin Li, and Min Yang. 2019. [Abstractive meeting summarization via hierarchical adaptive segmental network learning](#). In *WWW*, pages 3455–3461.
- Chenguang Zhu, Ruochen Xu, Michael Zeng, and Xuedong Huang. 2020. A hierarchical network for abstractive meeting summarization with cross-domain pretraining. In *Proceedings of the 2020 Conference on Empirical Methods in Natural Language Processing: Findings*, pages 194–203.
- Aslı Çelikyılmaz, Antoine Bosselut, Xiaodong He, and Yejin Choi. 2018. [Deep communicating agents for abstractive summarization](#). In *NAACL-HLT*, pages 1662–1675.

A Appendix

convolutional neural networks typically consist of an input layer, a number of hidden layers, followed by a softmax classification layer. the input layer, and each of the hidden layers, is represented by a three-dimensional array with size, say, $n \times n \times c$. the second and third dimensions are spatial. the first dimension is simply a list of features available in each spatial location. for example, with rgb color images n is the image size and c is the number of color channels. the input array is processed using a mixture of convolution and pooling operations. as you move forward through the network, n decreases while c is increased to compensate. when the input array is spatially sparse, it makes sense to take advantage of the sparsity to speed up the computation. more importantly, knowing you can efficiently process sparse images gives you greater freedom when it comes to preparing the input data. consider the problem of online isolated character recognition; `online` means that the character is captured as a path using a touchscreen or electronic stylus, rather than being stored as a picture. recognition of isolated characters can be used as a building block for reading cursive handwriting, and is a challenging problem in its own right for languages with large character sets. each handwritten character is represented as a sequence of strokes; each stroke is stored as a list of x - and y -coordinates. we can draw the characters as $n \times n$ binary images: zero for background, one for the pen color. the number of pixels is n^2 , while the typical number of non-zero pixels is only n , so the first hidden layer can be calculated much more quickly by taking advantage of sparsity. another advantage of sparsity is related to the issue of spatial padding for convolutional networks. convolutional networks conventionally apply their convolutional filters in `valid` mode they are only applied where they fit completely inside the input layer. this is generally suboptimal as it makes it much harder to detect interesting features on the boundary of the input image. there are a number of ways of dealing with this. padding the input image `with` zero pixels. this has a second advantage: training data augmentation can be carried out in the form of adding translations, rotations, or elastic distortions to the input images. adding small amounts of padding to each of the convolutional layers of the network; depending on the amount of padding added this may be equivalent to applying the convolutions in `full` mode. this has a similar effect to adding lots of padding to the input image, but it allows less flexibility when it comes to augmenting the training data. applying the convolutional network to a number of overlapping subsets of the image `with`; this is useful if the input images are not square. this can be done relatively computationally efficiently as there is redundancy in the calculation of the lower level convolutional filters. however, the (often large) fully connected classification layers of the network must be evaluated several times. sparsity has the potential to combine the best features of the above. the whole object can be evaluated in one go, with a substantial amount of padding added at no extra cost. in section [deepcnet]-[deepcnin] we describe a family of convolutional networks with many layers of max-pooling. in section [sparsity][nn] we describe how sparsity applies to character recognition and image recognition. in section [results] we give our results. in section [sec: conclusion] we discuss other possible uses of sparse cnns.

Table 9: Introduction of sample article from arXiv test data (2).

HAT	spatial sparsity is an important feature of convolutional neural networks (cnns) . when the input array is sparse , it makes sense to take advantage of the sparsity to speed up the computation . more importantly , knowing you can efficiently process sparse images gives you greater freedom when it comes to preparing the input data . we describe a family of cnn architectures with many layers of max - pooling , and show how sparsity can be used to improve the performance of online character recognition and image recognition .
HAT2	When the input array is spatially sparse, it makes sense to take advantage of the sparsity to speed up the computation. More importantly, knowing you can efficiently process sparse images gives you greater freedom when it comes to preparing the input data. consider the problem of online isolated character recognition; _ online _ means that the character is captured as a path using a touchscreen or electronic stylus, rather than being stored as a picture. Recognition of isolated characters can be used as a building block for reading cursive handwriting, and is a challenging problem in its own right for languages with large character sets. Each handwritten character is represented as a sequence of strokes; each stroke is stored as an array of coordinates. We show that using sparsity allows a substantial increase in the spatial resolution, allowing us to obtain good results for challenging datasets such as casia-olhwdb1. 1.
Transformer	convolutional neural networks (cnns) are powerful tools for the recognition of spatially sparse objects . when the input is sparse , the network can be used to speed up learning , and the training data can be augmented to improve performance . we describe a family of cnn architectures with many layers of max - pooling , and use them to perform online and offline character recognition and image recognition .
Target	convolutional neural networks (cnns) perform well on problems such as handwriting recognition and image classification . however , the performance of the networks is often limited by budget and time constraints , particularly when trying to train deep networks . motivated by the problem of online handwriting recognition , we developed a cnn for processing spatially - sparse inputs ; a character drawn with a one - pixel wide pen on a high resolution grid looks like a sparse matrix . taking advantage of the sparsity allowed us more efficiently to train and test large , deep cnns . on the casia - olhwdb1.1 dataset containing 3755 character classes we get a test error of 3.82% . although pictures are not sparse , they can be thought of as sparse by adding padding . applying a deep convolutional network using sparsity has resulted in a substantial reduction in test error on the cifar small picture datasets : 6.28% on cifar-10 and 24.30% for cifar-100 . * keywords : * online character recognition , convolutional neural network , sparsity , computer vision

Table 10: ROUGE(HAT): 37.25/12.25/34.01; ROUGE(Transformer): 36.84/7.96/31.58

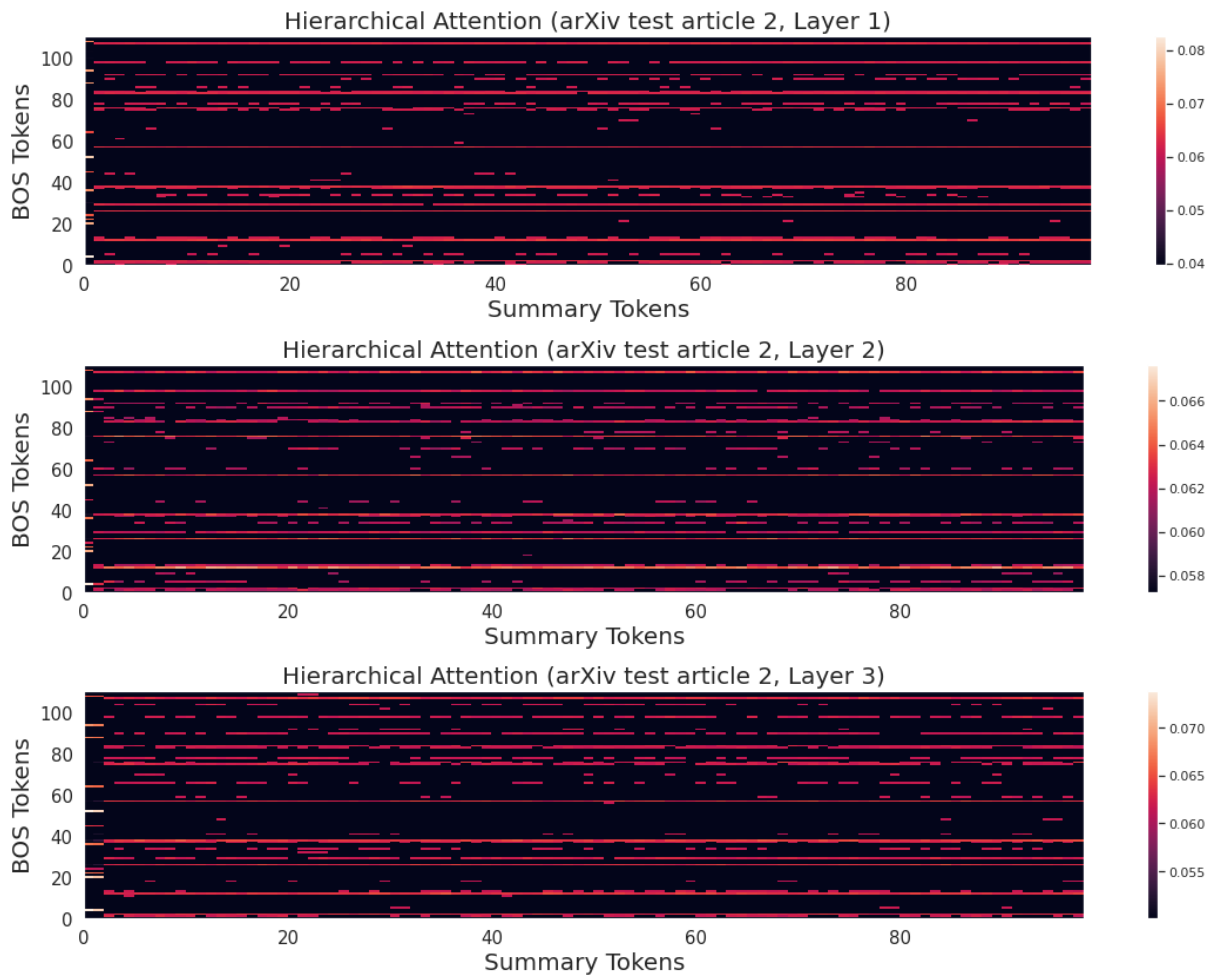
question answering (qa) aims to automatically understand natural language questions and to respond with actual answers . the state - of - the - art qa systems usually work relatively well for factoid , list and definition questions , but they might not necessarily work well for real world questions , where more comprehensive answers are required . frequently asked questions (faq) based qa is an economical and practical solution for general qa @xcite . instead of answering questions from scratch , faq - based qa tries to search the faq archives and check if a similar question was previously asked . if a similar question is found , the corresponding answer is returned to the user . the faq archives are usually created by experts , so the returned answers are usually of higher - quality . the core of faq - based qa is to calculate semantic similarities between questions . this is a very challenging task , because two questions , which share the same meaning , may be quite different at the word or syntactic level . for example , how do i add a vehicle to this policy ? ” and what should i do to extend this policy for my new car ? ” have few words in common , but they share the same answer . in the past two decades , many efforts have been made to tackle this lexical gap problem . one type of methods tried to bridge the lexical gap by utilizing semantic lexicons , like wordnet @xcite . another method treated this task as a statistical machine translation problem , and employed a parallel question set to learn word - to - word or phrase - to - phrase translation probabilities @xcite . both of these methods have drawbacks . the first method is hard to adapt to many other languages , because the semantic lexicon is unavailable . for the second method , a large parallel question set is required to learn the translation probabilities , which is usually hard or expensive to acquire . to overcome these drawbacks , we utilize distributed word representations to calculate the similarity between words , which can be easily trained by only using amount of monolingual data . in this paper , we propose a novel word - alignment - based method to solve the faq - based qa tasks . the characteristics of our method include : (1) a neural network model for calculating question similarity with word alignment features . for an input question and a candidate question , the similarities of each word pairs (between the two questions) are calculated first , and then the best word alignment for the two questions is computed . we extract a vector of dense features from the word alignment , then import the feature vector into a neural network and calculate the question similarity in the network s output layer . (2) a bootstrap - based feature extraction method . the faq archives usually contain less than a few hundred questions , and in order to avoid overfitting , we are unable to use too many sparse features . therefore , we come up with this method to extract a small set of effective sparse features according to our system s ranking results . (3) a learning - to - rank algorithm for training . the faq - based qa task is essentially a ranking task , our model not only needs to calculate a proper similarity for each question pair , but also needs to rank the most relevant one on top of the other candidates . so we propose a learning - to - rank method to train parameters more suitable for ranking . experimental results , conducted on faq archives from three languages , demonstrate that our method is very effective . we also evaluate our method on the answer sentence selection task . experimental results on the standard trec data set show that our method outperforms all previous state - of - the - art systems .

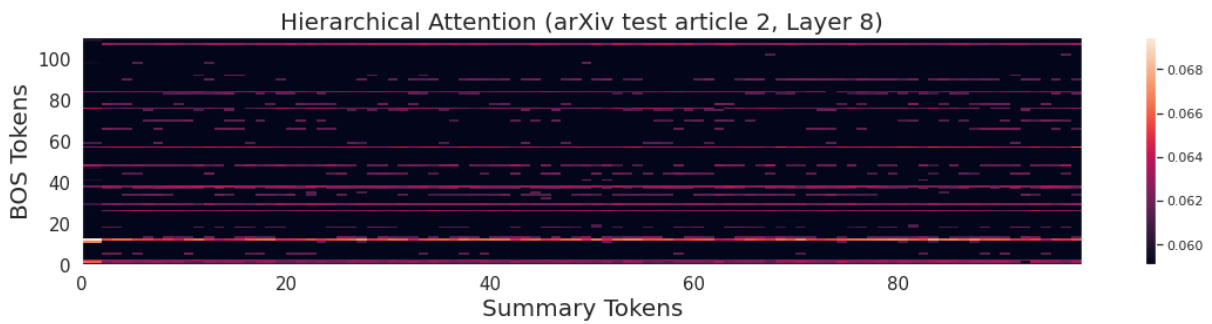
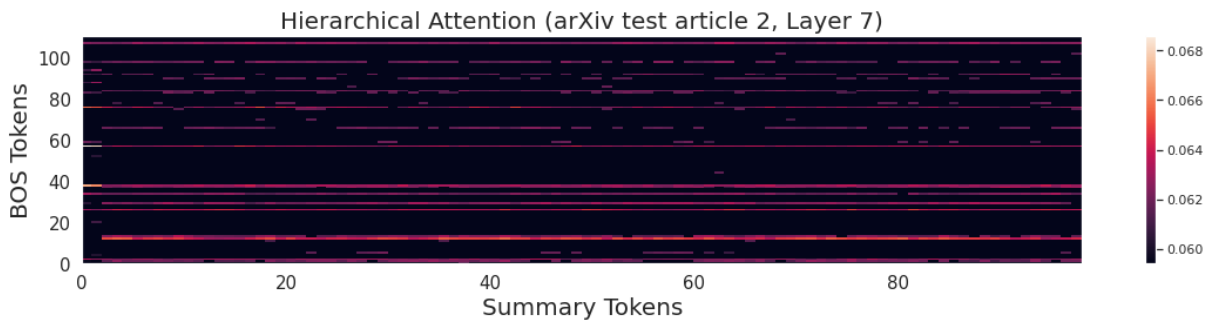
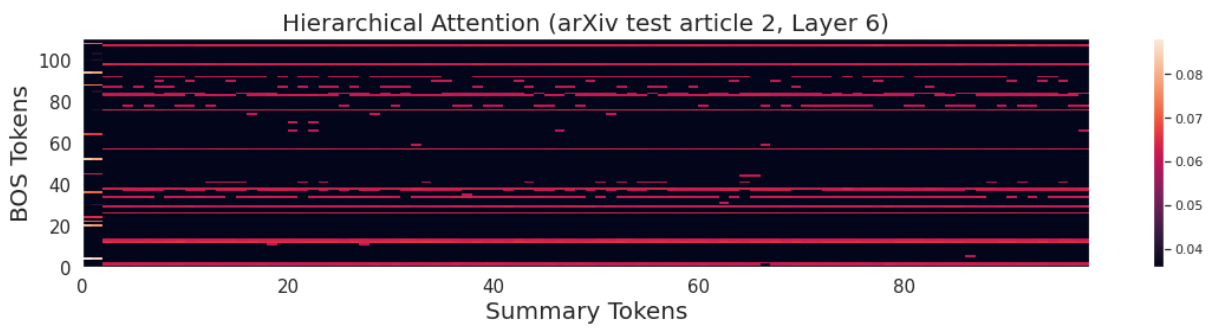
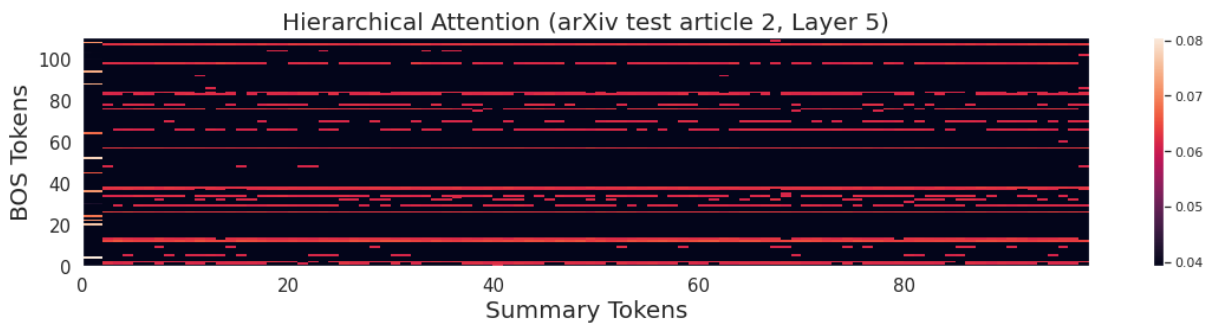
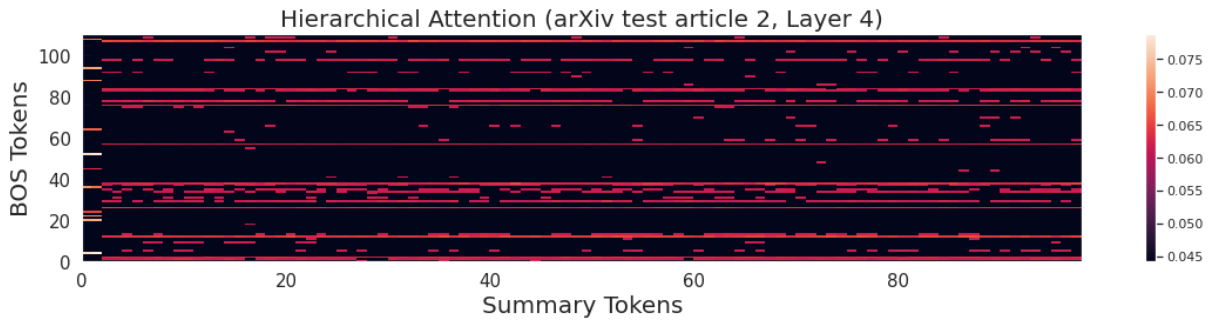
Table 11: Introduction of sample article from arXiv test data (3).

HAT	<p>in this paper , we propose a novel word - alignment - based method to solve the frequently asked questions (faq) - based question answering (qa) tasks . the characteristics of our method include : (1) a neural network model for calculating question similarity with word alignment features . for an input question and a candidate question , the similarities of each word pairs (between the two questions) are calculated first , and then the best word alignment for the two question is computed . we extract a vector of dense features from the word alignment , then import the feature vector into a neural networks and calculate the question similarity in the network s output layer . (2) a bootstrap - based feature extraction method . the faq archives usually contain less than a few hundred questions , and in order to avoid overfitting , we are unable to use too many sparse features . therefore , we come up with this method to extract a small set of effective sparse features according to our system s ranking results . (3) a learning - to - rank algorithm for training . since faq - based qa task is essentially a ranking task , our model not only needs to calculate a proper similarity for each question pair , but also needs to rank the most relevant candidate on top of the other candidates . so we propose an explicit learning -to - rank method to train parameters more suitable for ranking . experimental results , conducted on faq archive from three languages , demonstrate that our method is very effective . we also evaluate our method on the answer sentence selection task , and experimental results on the standard trec data set show that our system outperforms all previous state - of - the - art systems .</p>
HAT2	<p>In this paper, we propose a novel word-alignment-based method to solve the frequently asked questions (faq) based question answering (qa) tasks. The characteristics of our method include: (1) a neural network model for calculating question similarity with word alignment features. for an input question and a candidate question, the similarities of each word pairs (between the two questions) are calculated first, and then the best word alignment for the two question is computed. We extract a vector of dense features from the word alignment, then import the feature vector into the neural network and calculate the question similarity in the network s output layer. (2) a bootstrap-based feature extraction method to extract a small set of effective lexical features according to the model s ranking results. (3) a learning-to-rank algorithm for training. The faq-based qa task is essentially a ranking task, our model not only needs to calculate a proper similarity for each question pair, but also needs to rank the most relevant candidate on top of the other candidates. So we propose to train parameters more suitable for ranking. Experimental results, conducted on faq archives from three languages, demonstrate that our method is very effective. We also evaluate our method on the answer sentence selection task. Experiment results on the standard trec data set show that our system outperforms all previous state-of-the-art systems.</p>
Transformer	<p>in this paper , we propose a novel word - alignment - based method to solve the frequently asked questions (faq) based question answering (qa) tasks . the characteristics of our method include : (1) a neural network model for calculating question similarity with word alignment features . for an input question and a candidate question , the similarities of each word pairs (between the two questions) are calculated first , and then the best word alignment for the two question is computed . we extract a vector of dense features from the word alignment , then import the feature vector into a neural networks and calculate the question similarity in the network s output layer . (2) a bootstrap - based feature extraction method . the faq archives usually contain less than a few hundred questions , and in order to avoid overfitting , we are unable to use too many sparse features . therefore , we come up with this method to extract a small set of effective sparse features according to our system s ranking results . (3) a learning - to - rank algorithm for training . the faq - based qa task is essentially a ranking task , our model not only needs to calculate a proper similarity for each question pair , but also needs to rank the most relevant one on top of the other candidates . so we propose an explicit learning - to - rank method to train parameters more suitable for ranking . experimental results , conducted on faq archive from three languages , demonstrate that our method is very effective . we also evaluate our method on the answer sentence selection task . experimental result on the standard trec data set shows that our system outperforms all previous state - of - the - art systems .</p>
Target	<p>in this paper , we propose a novel word - alignment - based method to solve the faq - based question answering task . first , we employ a neural network model to calculate question similarity , where the word alignment between two questions is used for extracting features . second , we design a bootstrap - based feature extraction method to extract a small set of effective lexical features . third , we propose a learning - to - rank algorithm to train parameters more suitable for the ranking tasks . experimental results , conducted on three languages (english , spanish and japanese) , demonstrate that the question similarity model is more effective than baseline systems , the sparse features bring 5% improvements on top-1 accuracy , and the learning - to - rank algorithm works significantly better than the traditional method . we further evaluate our method on the answer sentence selection task . our method outperforms all the previous systems on the standard trec data set .</p>

Table 12: ROUGE(HAT): 58.71/37.41/55.37; ROUGE(Transformer): 58.99/38.07/55.15

B Appendix





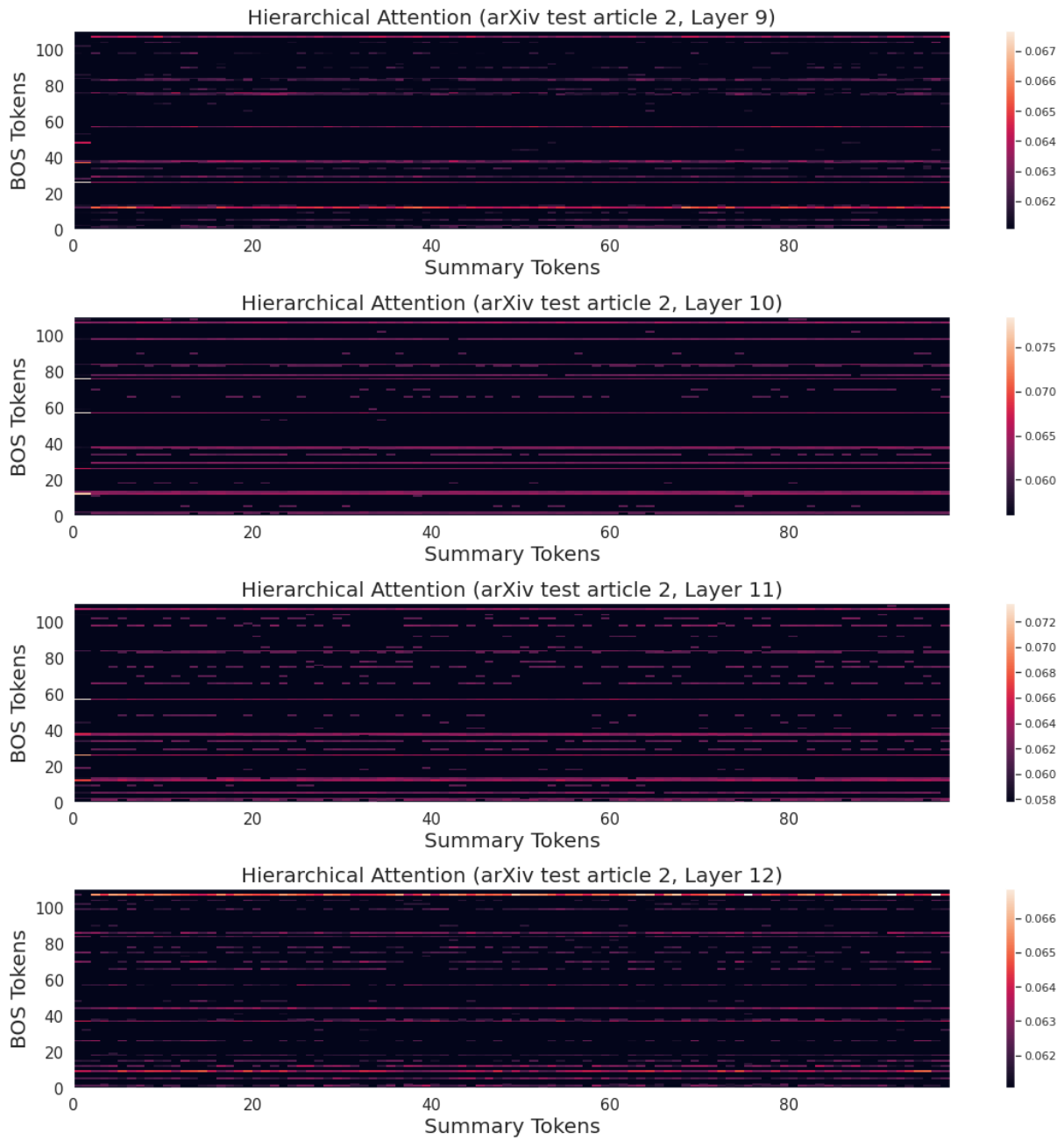
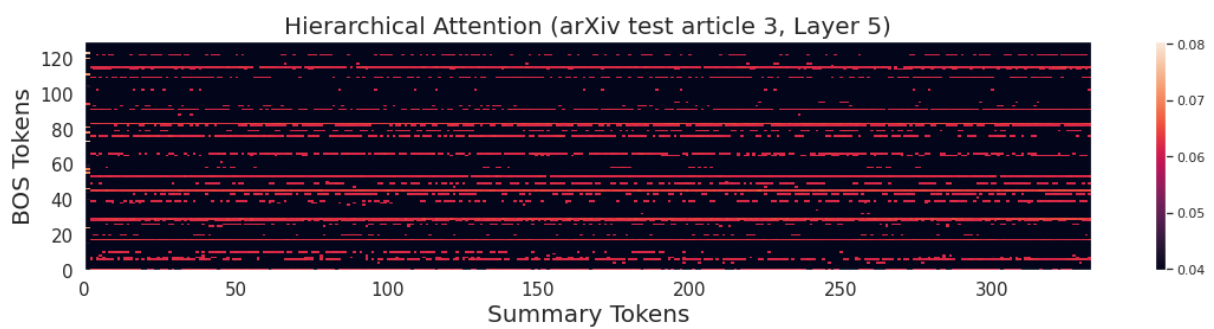
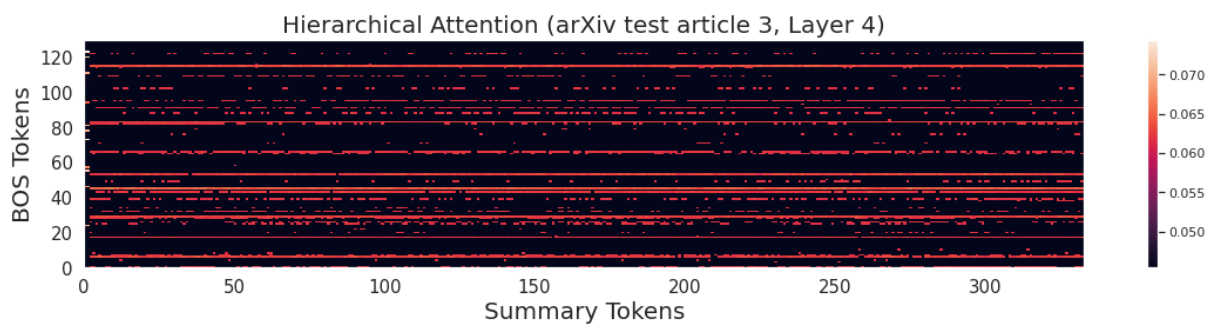
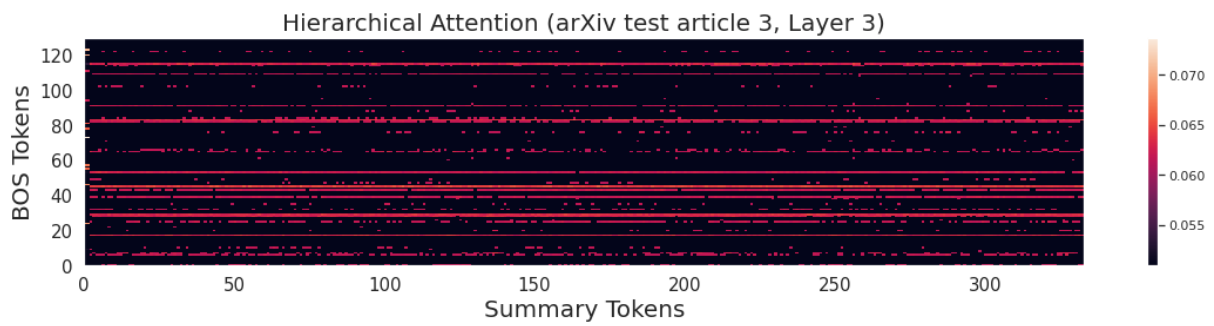
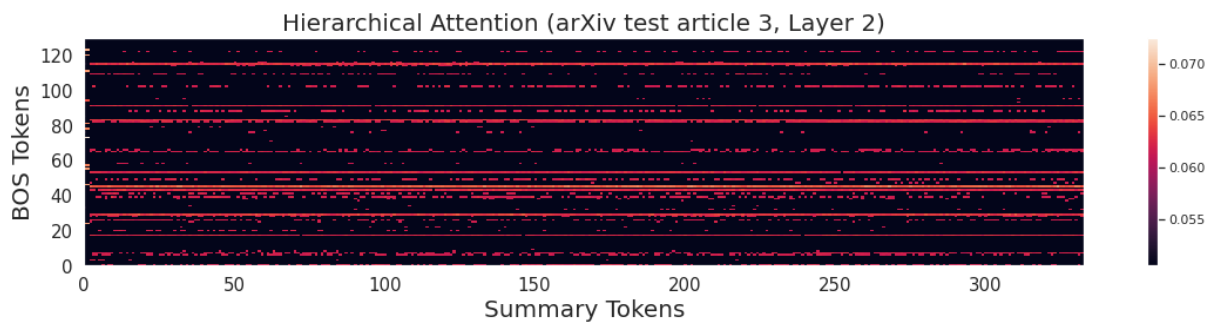
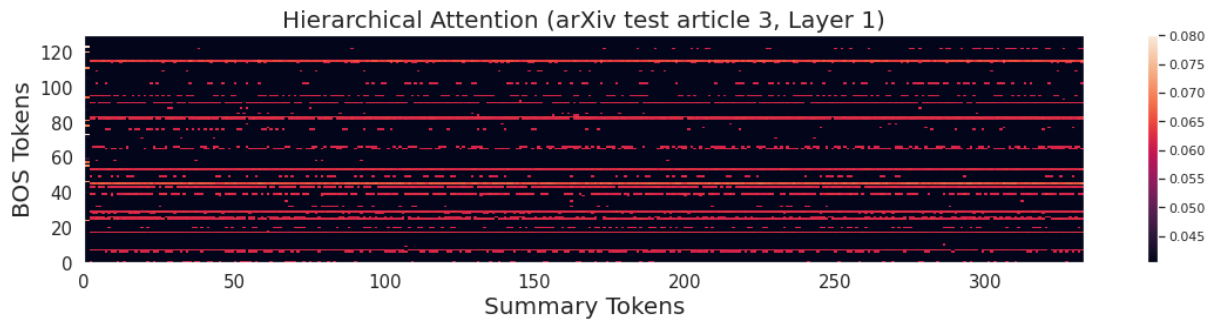
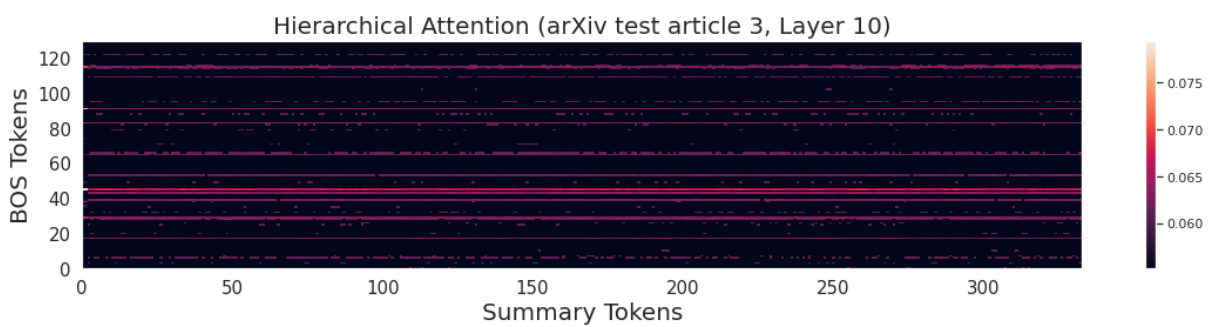
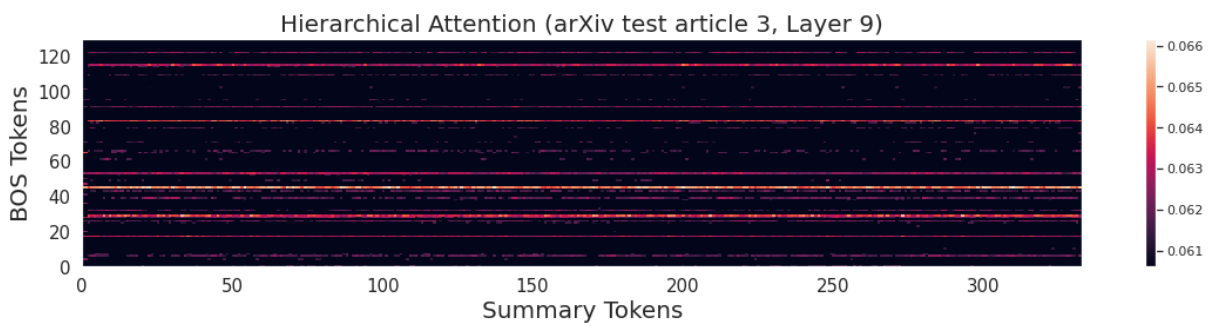
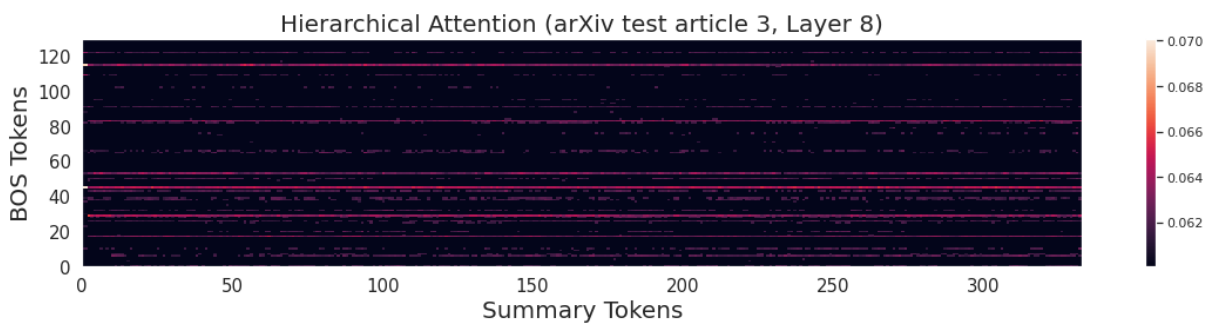
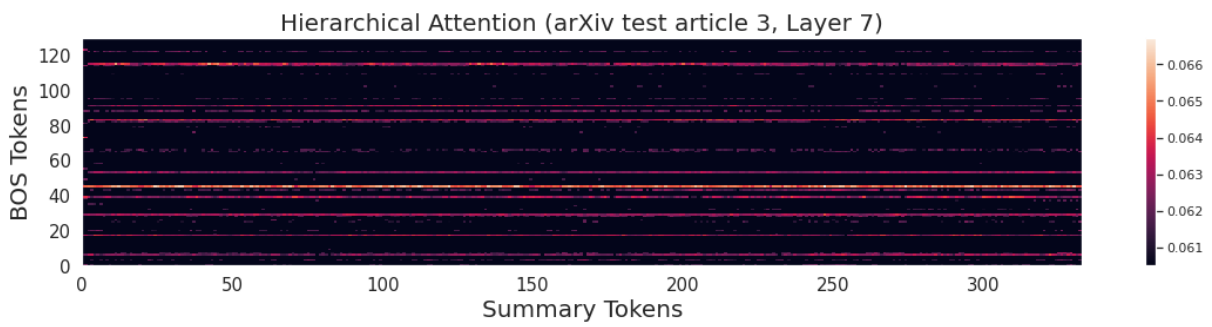
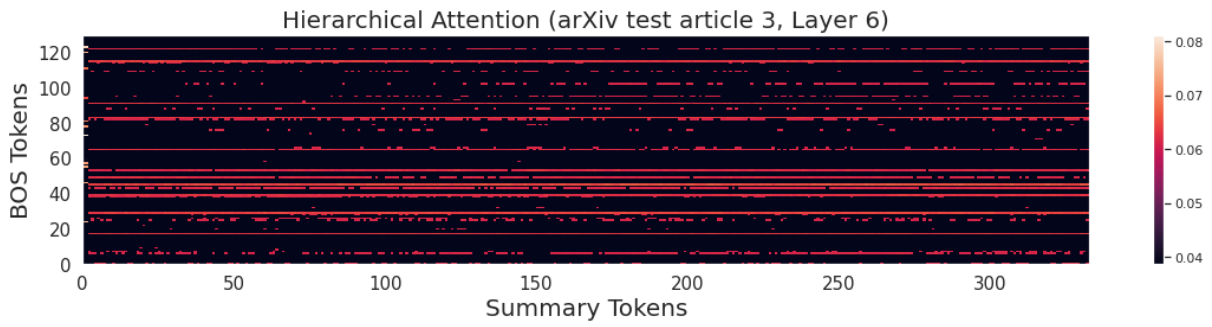


Figure 2: Hierarchical Attention heatmaps for arXiv test article 2 (Table 9 and 10). For each summary token, we only show the top 16 BOS tokens across each head.





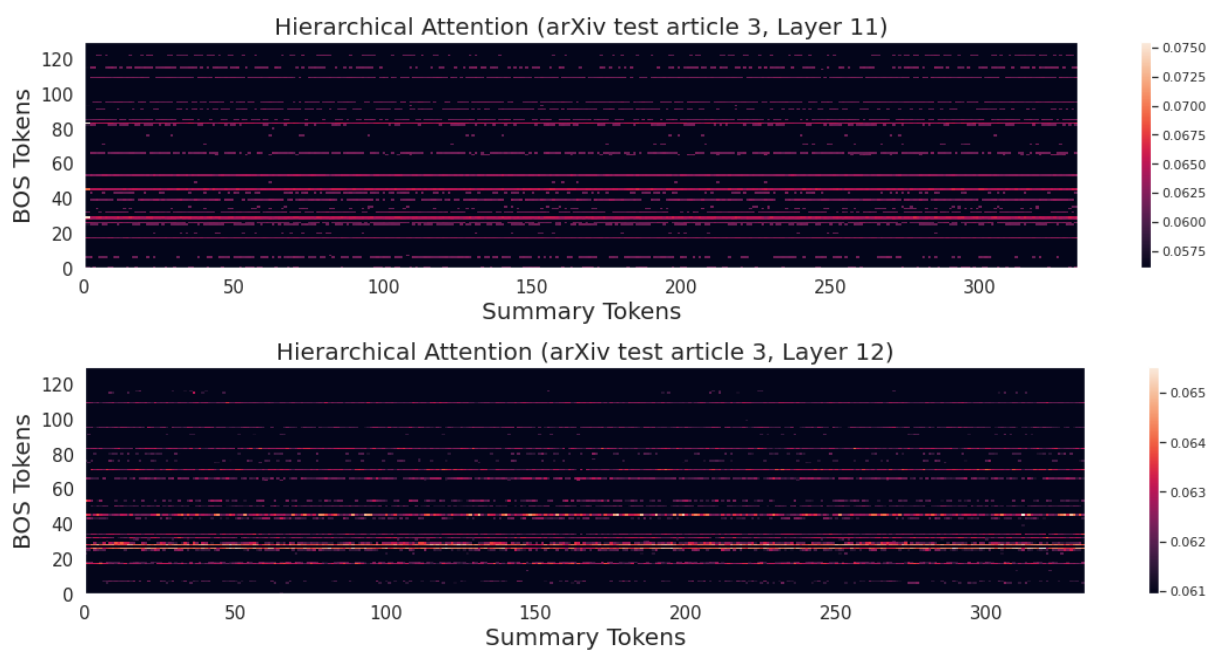


Figure 3: Hierarchical Attention heatmaps for arXiv test article 3 (Table 11 and 12). For each summary token, we only show the top 16 BOS tokens across each head.