

Pseudo Zero Pronoun Resolution Improves Zero Anaphora Resolution

Ryuto Konno^{1*} Shun Kiyono^{2,3} Yuichiroh Matsubayashi^{3,2}
Hiroki Ouchi^{4,2} Kentaro Inui^{3,2}

¹Recruit Co., Ltd. ²RIKEN ³Tohoku University ⁴Nara Institute of Science and Technology
ryuto_konno@r.recruit.co.jp
shun.kiyono@riken.jp y.m@tohoku.ac.jp
hiroki.ouchi@is.naist.jp inui@ecei.tohoku.ac.jp

Abstract

The use of pretrained masked language models (MLMs) has drastically improved the performance of zero anaphora resolution (ZAR). We further expand this approach with a novel pretraining task and finetuning method for Japanese ZAR. Our pretraining task aims to acquire anaphoric relational knowledge necessary for ZAR from a large-scale raw corpus. The ZAR model is finetuned in the same manner as pretraining. Our experiments show that combining the proposed methods surpasses previous state-of-the-art performance with large margins, providing insight on the remaining challenges.

1 Introduction

In pronoun-dropping languages such as Japanese and Chinese, predicate arguments are often omitted from a sentence while usually appearing as an entity in the preceding context. Zero anaphora resolution (ZAR) is the task of recognizing such omitted arguments and plays an essential role in understanding a text. This study focuses on the Japanese ZAR task. For example, in Figure 1, the semantic subject of the predicate *show up* is *the friend*, but is omitted. An omitted argument is referred to as a *zero pronoun*, represented with ϕ .

ZAR is still challenging since it often requires understanding commonsense knowledge about the association between unseen zero pronouns and the local contexts of their preceding antecedents, which is indeed a long-standing issue in ZAR. For example, in Figure 1, to identify the omitted semantic subject of *show up*, the knowledge about the plausible relation between *the person who was invited* and *show up* — *someone is likely to show up if she is invited* — is crucial. We hereinafter refer to this type of knowledge as *anaphoric relational knowledge* (or *anaphoric knowledge* in short).

*Work done while at Tohoku University.

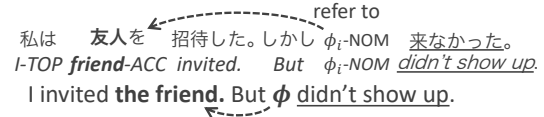


Figure 1: Example of argument omission in Japanese

A traditional approach for capturing anaphoric knowledge is to collect predicate-argument pairs from a large-scale raw corpus, and then, use them as rules, features (Sasano et al., 2008; Sasano and Kurohashi, 2011; Yamashiro et al., 2018), or selectional preference probability (Shibata and Kurohashi, 2018) in machine learning models. A modern approach is to use masked language models (MLMs) (Devlin et al., 2019) instead of the direct application of the predicate-argument pairs. Same as many downstream tasks requiring anaphoric knowledge (Joshi et al., 2019; Aloraini and Poesio, 2020; Song et al., 2020), Japanese ZAR was also improved significantly. For instance, Konno et al. (2020) have demonstrated the 8 point improvement in F_1 score. However, the current achievement of Japanese ZAR is still far below the human level. Further developments are desired.

This paper tackles further improving ZAR by developing a ZAR-oriented model training framework, which effectively trains MLM in both pretraining and fine-tuning. Our proposal is two-fold.

We first design a novel pretraining task (left-hand side of Figure 3) for acquiring broader anaphoric knowledge. The original MLM is pre-trained on the *Cloze task*, predicting the original token that fills the [MASK] token, and does not learn anaphoric knowledge directly. We hypothesize that ZAR performance can be improved with a pretraining task that encourages the model to learn anaphoric knowledge directly. In our new pretraining task, the *pseudo zero pronoun resolution* (PZERO), we mask one of the noun phrases (NPs) that appear multiple times in context and consider this [MASK] as a *pseudo zero pronoun*.

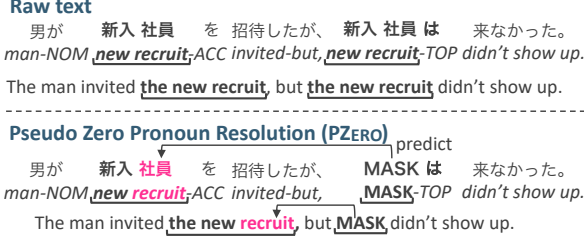


Figure 2: Example of PZERO. The task is to select the last word of masked NP: *recruit*.

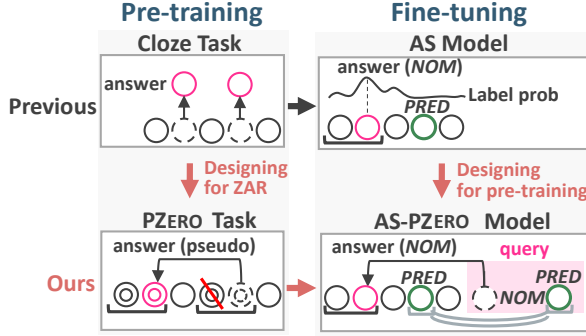


Figure 3: Overview of the pretrain-finetune framework studied in this work.

The model then selects the last word of masked NP from the remaining context. For example, in Figure 2, we mask the latter “the new recruit” and let the model select “recruit.”

We then propose a novel ZAR model for fine-tuning and inference, the *argument-selection-as-PZERO* (AS-PZERO) model (the bottom two models in Figure 3). In the context of the pretrain-finetune procedure to use MLMs, Yang et al. (2019) point out the pretrain-finetune discrepancy, which is the incompatibility between the way of acquiring knowledge in the pretraining MLMs and the way of exploiting it for the target task. We address the discrepancy by using the same network for pretraining (PZERO), finetuning (AS-PZERO), and predicting arguments in inference as well.

In our experiments, we further pretrained a pre-trained MLM on PZERO and demonstrate its effectiveness on Japanese ZAR. We found that the combination of our new pretraining method and the new ZAR model boosts the performance on Japanese ZAR across all its subcategories. Finally, our analysis offers insights on challenges for the Japanese ZAR research community.

2 Japanese Zero Anaphora Resolution

Japanese ZAR is often formulated as a part of predicate-argument structure (PAS) analysis, the

task of identifying arguments for each predicate in a given sentence. Depending on the relationship between the argument and the predicate, the argument is classified as (i) syntactically depending arguments (DEP) and (ii) arguments omitted from the sentence (zero anaphora). The PAS task aims to identify head words of the nominative (NOM), accusative (ACC), and dative (DAT) arguments of each predicate.

The ZAR task can be classified into the following three categories according to their positions relative to the target predicate:

- intra-sentential (intra)*: the argument and the target predicate are in **the same sentence**.
- inter-sentential (inter)*: the argument is in **the sentences preceding** to that of target predicate.
- exophora*: there is an argument, but it **does not appear** in given sentences. *Exophora* has three types: *author*, *reader*, and *general*.¹

The identification of *inter* and *exophora* arguments is a difficult task (Shibata and Kurohashi, 2018). There are many argument candidates in preceding sentences for *inter*. For *exophora*, the model must recognize that the argument does not exist in the document. As a result, most previous studies exclusively focused on the *intra* task. In contrast, while we follow the same task formulation as in previous studies and use the NAIST Text Corpus (NTC) (Iida et al., 2017), a standard benchmark dataset, we focus on all three categories.

3 Pseudo Zero Pronoun Resolution

3.1 Motivation and Task Formulation

The basic idea of PZERO is based on the linguistic observation on ZAR that an argument omission for a predicate can be regarded as omission of a pronoun. We simply hide one of noun phrases (NPs), e.g., “the new recruit” in Figure 2, that appear multiple times in given sentences, and consider it as a *pseudo zero pronoun* (i.e., omitted pronoun). Then, through the task of selecting the referent of this zero pronoun, we aim to acquire the anaphoric knowledge required for the ZAR task.

The PZERO has a *pseudo* nature because we assume that all NPs with the same surface form have anaphoric relationships. This assumption allows us to obtain a large-scale dataset from raw corpora.

¹ *Author* and *reader* are the same as in the formulation of Hangyo et al. (2013). *General* refers to *exophora* other than *author* and *reader*.

Although the assumption may seem too strong, we empirically confirmed that the task is indeed effective (Section 6).

The task is formalized as follows. We are given an input token sequence $\mathbf{X} = (\mathbf{x}_1, \dots, \mathbf{x}_T)$ of length T , where one of the tokens is [MASK]. Here, $\mathbf{x} \in \mathbb{R}^{|\mathcal{V}|}$ is a one-hot vector and \mathcal{V} is a vocabulary set. The task is to *select* a token that corresponds to the last token of the original NP of [MASK] from the input tokens. One may also formulate the task objective as the prediction of an entire span of target NP, rather than prediction of the last token. We consider that the prediction of the last token is more suitable, because such objective is also used in Japanese ZAR; when the argument consists of multiple tokens, the very last token is annotated as an actual argument. All the last tokens of the NPs that appear with the same surface form as the masked NP are the answers of this task.

3.2 Preparing Pseudo Data

To create training instances for PZERO, we firstly extract n consecutive sentences from a raw text, and split them into the subword sequence. We insert [CLS] token at the beginning of the sequence and [SEP] tokens as separators of the sentences, following the nature of MLM learning (Devlin et al., 2019). Subsequently, we prune the head part of the sequence so that it becomes a sequence of at most T_{\max} subword tokens, which is the maximum input size of our model in Section 3.3. Then, for each NP in the last sentence, we search for NPs that have the same surface form in this sequence. If we find such NPs, we replace the selected NP in the last sentence with a single mask token, and collect this sequence as a training instance.

One technical key point for effective learning of anaphoric knowledge is a replacement of the tokens in a target NP with a single [MASK] token. If we instead replace k tokens with k [MASK] tokens, this number can be a crucial clue for selecting the answer tokens. Also, partially masking several subwords of the target NP gives a strong direct clue for the answer, and the pretraining using the Cloze task can be regarded as this case. Our method of replacing all tokens composing NP with a single mask token is designed to avoid giving such extra strong clue for the task in order to successively learn the anaphoric knowledge. In our preliminary experiment, using a partial masking strategy showed a

significant performance drop in terms of F_1 of the ZAR task.

3.3 Model for Pretraining

Our model for PZERO closely resembles that of transformer-based MLM (Devlin et al., 2019). Given an input sequence \mathbf{X} , each token $\mathbf{x}_t \in \{0, 1\}^{|\mathcal{V}|}$ is mapped to an embedding vector $\mathbf{e}_t \in \mathbb{R}^D$ as follows:

$$\mathbf{e}_t = \mathbf{e}_t^{\text{token}} + \mathbf{e}_t^{\text{position}}. \quad (1)$$

Here, an embedding vector $\mathbf{e}_t^{\text{token}} \in \mathbb{R}^D$ is obtained by computing $\mathbf{e}_t^{\text{token}} = \mathbf{E}^{\text{token}} \mathbf{x}_t$, where $\mathbf{E}^{\text{token}} \in \mathbb{R}^{D \times |\mathcal{V}|}$ is a token embedding matrix. Similarly, an embedding vector $\mathbf{e}_t^{\text{position}} \in \mathbb{R}^D$ is obtained from a position embedding matrix $\mathbf{E}^{\text{position}} \in \mathbb{R}^{D \times T_{\max}}$ and a one-hot vector for position t . D is the hidden state size. T_{\max} represents the pre-defined maximum input length for the model.

Then the transformer layer encodes the input embeddings $\mathbf{e}_1, \dots, \mathbf{e}_T$ into the final hidden states $\mathbf{H} = (\mathbf{h}_1, \dots, \mathbf{h}_T)$. Given each hidden state $\mathbf{h}_t \in \mathbb{R}^D$ of t -th token, we calculate the score $s_t \in \mathbb{R}$, which represents how likely this token will be a correct answer, by taking the dot product between the hidden state of the candidate token \mathbf{h}_t and the mask token \mathbf{h}_{mask} :

$$s_t = (\mathbf{W}_1 \mathbf{h}_t + \mathbf{b}_1)^\top \cdot (\mathbf{W}_2 \mathbf{h}_{\text{mask}} + \mathbf{b}_2), \quad (2)$$

where $\mathbf{W}_1, \mathbf{W}_2 \in \mathbb{R}^{D \times D}$ are parameter matrices, and $\mathbf{b}_1, \mathbf{b}_2 \in \mathbb{R}^D$ are bias terms.

We train the model to maximize the score of the correct tokens. Specifically, we minimize the Kullback-Leibler (KL) divergence $\mathcal{L} = \text{KL}(Y || \text{softmax}(\mathbf{s}))$, where $\mathbf{s} = (s_1, \dots, s_T)$. $Y \in \mathbb{R}^T$ is a probability distribution that represents the positions of all correct tokens; in this vector, the values corresponding to the positions of the correct tokens are set to $1/n$ and otherwise 0, where n is the number of the correct tokens.

4 Models for ZAR

Suppose that our model obtains knowledge of anaphoric relationship for ZAR via **pretraining** on pseudo zero pronoun resolution; we would like to design our ZAR model as it can best utilize such knowledge during **finetuning**. In this section, we first describe an argument selection model (Section 4.1), which we regard to as the most straightforward adaptation of pretrained model for ZAR.

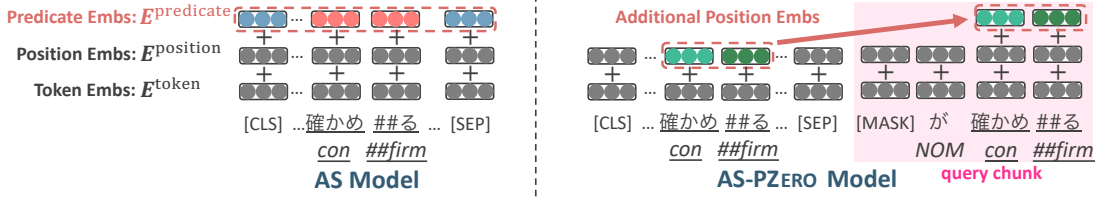


Figure 4: Input layer of AS and AS-PZERO. Their differences are that (1) query chunk exists for AS-PZERO, and (2) the position of target predicate is informed via different type of embeddings: $E^{\text{predicate}}$ and E^{position} .

Then we describe a novel model that addresses the pretrain-finetune discrepancy (Section 4.2).

4.1 Argument Selection with Label Probability: AS

The argument selection model, hereinafter AS, is the model inspired by that of Kurita et al. (2018). The overview of the model is shown in Figure 3. Following a recent standard practice of the pretrain-finetune paradigm (Devlin et al., 2019), we add a classification layer on top of the pretrained model.

The model takes an input sequence X created in a similar manner as described in Section 3.1. X consists of multiple sentences and is pruned its head part as it contains T_{max} tokens at maximum. The target predicate is always in the last sentence, and [CLS] and [SEP] tokens are included. In addition, the model takes two natural numbers p_{start} and p_{end} as input, where $1 \leq p_{\text{start}} \leq p_{\text{end}} \leq T$. These represent the position of the target predicate.

The model selects a filler token for each argument slot based on a label assignment probability over X : $\arg\max_l P(l|X, t, p_{\text{start}}, p_{\text{end}})$, where $l \in \{\text{NOM}, \text{ACC}, \text{DAT}\}$. We regard [CLS] (i.e., x_1) as a dummy token that represents the case that the argument filler does not exist in the input sequence. The model selects the dummy token in such cases.

First, each token $x_t \in \{0, 1\}^{|\mathcal{V}|}$ in a given input sequence X is mapped to an embedding vector $e_t \in \mathbb{R}^D$ using the pretrained embedding matrices E^{token} and E^{position} , and another new embedding matrix $E^{\text{predicate}} \in \mathbb{R}^{D \times 2}$, as follows:

$$e_t = e_t^{\text{token}} + e_t^{\text{position}} + e_t^{\text{predicate}}, \quad (3)$$

where e_t^{token} and e_t^{position} are the same as in Equation 1. Moreover, $e_t^{\text{predicate}}$ is an embedding vector computed from $E^{\text{predicate}}$, p_{start} , and p_{end} . This vector represents whether the token in position t is a part of the predicate. The operation on the input layer of the model is shown in the left half of Figure 4.

Second, we apply a pretrained transformer to encode each embedding e_t into the final hidden state $h_t \in \mathbb{R}^D$. A probability distribution of assigning the label l over the input tokens $o_l = (o_{l,1}, \dots, o_{l,T}) \in \mathbb{R}^T$ is then obtained by the softmax layer:

$$o_{l,t} = \frac{\exp(w_l^T h_t + b_l)}{\sum_t \exp(w_l^T h_t + b_l)}, \quad (4)$$

where $w_l \in \mathbb{R}^D$ and $b_l \in \mathbb{R}$. Finally, according to the probability distribution o_l , the model selects the token with the maximum probability as the argument of the target predicate.

When the model selects the dummy token as an argument, we further classify the argument into the following four categories $z \in \{\text{author}, \text{reader}, \text{general}, \text{none}\}$. Here, none represents that there is no slot filler for this instance. The other three categories author, reader, and general represent that there is a certain filler entity but it does not appear in the given context (*exophora*). For this purpose, we calculate a probability distribution over the four categories $o_l^{\text{exo}} = (o_{l,\text{author}}^{\text{exo}}, o_{l,\text{reader}}^{\text{exo}}, o_{l,\text{general}}^{\text{exo}}, o_{l,\text{none}}^{\text{exo}}) \in \mathbb{R}^4$ by applying a softmax layer to the hidden state of the dummy token h_1 as follows:

$$o_{l,z}^{\text{exo}} = \frac{\exp(w_{l,z}^T h_1 + b_{l,z})}{\sum_z \exp(w_{l,z}^T h_1 + b_{l,z})}, \quad (5)$$

where $w_{l,z} \in \mathbb{R}^D$, and $b_{l,z} \in \mathbb{R}$. Then the model selects the category with the maximum probability.

In the training step, we assign a gold label to the last token of an argument entity. If there are multiple correct answers in co-reference relations in the context, we assign gold labels to all these entities. Then we prepare a probability distribution $Y \in \mathbb{R}^T$ of gold labels over the input token in the same manner as in Section 3.3. Models are trained to assign high probabilities to gold arguments.

4.2 Argument Selection as Pseudo Zero Pronoun Resolution: AS-PZERO

One potential disadvantage of AS is the pretrain-finetune discrepancy, that is, AS does not use the pretrained parameters, e.g., $\mathbf{W}_1, \mathbf{W}_2, \mathbf{b}_1, \mathbf{b}_2$ in Equation 2, but instead uses new (randomly-initialized) parameters, e.g., $\mathbf{w}_l, \mathbf{b}_l$ in Equation 4, for finetuning. To make more effective use of the anaphoric knowledge acquired during pretraining, we alleviate this discrepancy. Inspired by previous studies addressing such discrepancy (Gururangan et al., 2020; Yang et al., 2019), we propose a novel model for finetuning, namely, argument selection as pseudo zero pronoun resolution (AS-PZERO). Our idea is to solve ZAR as PZERO; in this way, we can use the model pretrained on PZERO, and thus, the parameters \mathbf{w}_l and \mathbf{b}_l are no longer required. To do this, we modify each ZAR input sequence \mathbf{X} and adapt ZAR to PZERO. Specifically, we prepare a short sentence, called a *query chunk*, and append it at the end of an input sequence \mathbf{X} . The query chunk represents a partial target predicate-argument structure, where the argument is a single [MASK] token. This operation allows us to solve ZAR in the similar format of pretraining by selecting the referent of a single [MASK] token (or pseudo zero pronoun) from the input sequence.

Let \mathbf{X}' denote the modified input of AS-PZERO, which is almost the same as that of AS. The only difference is that we append the query chunk at the end of the sequence \mathbf{X} . The operation is shown in Figure 4. The query chunk consists of (1) a [MASK] token, (2) a token representing a target argument label (i.e., NOM, ACC, or DAT), and (3) a target predicate. For example, when the number of tokens in the target predicate is represented as $T_{\text{predicate}} = p_{\text{end}} - p_{\text{start}} + 1$, the length of \mathbf{X}' is $T + 2 + T_{\text{predicate}}$.² The modified input sequence is represented as $\mathbf{X}' = (\mathbf{x}_1, \dots, \mathbf{x}_{T+2+T_{\text{predicate}}})$.

Given a modified input sequence \mathbf{X}' and the start and end position of the target predicate $p_{\text{start}}, p_{\text{end}} \in \mathbb{N}$, an input token $\mathbf{x}_t \in \{0, 1\}^{|V|}$ is mapped to a token embedding $\mathbf{e}_t \in \mathbb{R}^D$ as follow:

$$\mathbf{e}_t = \mathbf{e}_t^{\text{token}} + \mathbf{e}_t^{\text{position}} + \mathbf{e}_t^{\text{addposi}}, \quad (6)$$

where $\mathbf{e}_t^{\text{addposi}}$ is called the additional position embedding, which informs the model about the position of the target predicate without the new em-

²The head part of \mathbf{X} is trimmed in advance, so that the total number of tokens in \mathbf{X}' does not exceed the maximum input length of the model (i.e., T_{max}).

Dataset		dep	intra	inter	exophora
Training	NOM	36934	12219	7843	11511
	ACC	24654	2136	948	128
	DAT	5744	465	294	60
Development	NOM	7424	2665	1812	1917
	ACC	5055	445	177	32
	DAT	1612	138	101	28
Test	NOM	14003	4993	3565	3717
	ACC	9407	906	371	55
	DAT	2493	260	145	54

Table 1: Statistics of NAIST Text Corpus 1.5

bedding matrix $\mathbf{E}^{\text{predicate}}$ in Equation 3. Here, $\mathbf{e}_t^{\text{addposi}}$ is $\mathbf{0} \in \mathbb{R}^D$ if $1 \leq t \leq T + 2$. Otherwise, $\mathbf{e}_{T+3+m}^{\text{addposi}} = \mathbf{e}_{p_{\text{start}}+m}^{\text{position}}$ where $m \in \mathbb{N}$ and $0 \leq m < T_{\text{predicate}}$. For example, in Figure 4, the position embeddings of the target predicate (*con* and *##firm*) are added to those in the query chunk. Intuitively, this operation tells the query chunk the position of the target predicate. Suppose that the input sentence contains two predicates with the identical surface form; this embedding distinguishes the target predicate.

During the pretraining on PZERO, we train the model so that it selects the referent of the pseudo zero pronoun represented by [MASK] token. Thanks to the query chunk, the model can be finetuned on a similar task using the same network as pretraining; the model is now trained to select the argument that can best fill out the [MASK] token in a query chunk. Thus, we encode the embeddings with transformer layer, and then use Equation 2 for the rest of the computation of AS-PZERO. If the score of the dummy token (\mathbf{x}_1) is the highest, the model computes *exophora* scores as described in Section 4.1 using Equation 5.

5 Experimental Settings

PZERO Dataset Japanese Wikipedia corpus (Wikipedia) is the origin of the training data of PZERO.³ We regarded all the noun phrases (NPs) in the corpora as a target of the PZERO. In order to detect NPs, we parsed Wikipedia using Japanese dependency parser *Cabocha* (Kudo and Matsumoto, 2002) and applied a heuristic rule-based on part-of-speech tags to the parsed corpus. We used $n = 4$ consecutive sentences to formulate the input sequence \mathbf{X} . From 17.4M sentences in Wikipedia, we eventually obtained 17.3M instances as training

³We used the dump file as of September 1st, 2019 obtained from dumps.wikimedia.org/jawiki/.

Configurations	Values
Optimizer	Adam (Kingma and Ba, 2015)
Further Pretraining	
Mini-batch Size	2,048
Max Learning Rate	1.0×10^{-4} (Cloze task), 2.0×10^{-5} (PZERO)
Learning Rate Schedule	Inverse square root decay
Number of Updates	30,000
Loss Function	Cross entropy (Cloze task) and KL divergence (PZERO)
Finetuning	
Mini-batch Size	256
Max Learning Rate	1.0×10^{-4} (AS) and 1.0×10^{-5} (AS-PZERO)
Loss Function	KL divergence (AS, AS-PZERO) and cross entropy (prediction of <i>exophora</i>)

Table 2: List of hyper-parameters

ID	Method	ZAR <i>intra</i>	DEP	All
(a)	M&I	55.55	90.26	83.94 \pm 0.12
(b)	O&K	53.50	90.15	83.82 \pm 0.10
(c)	Konno et al. (2020)	64.15	92.46	86.98 \pm 0.13
(d)	AS	69.32	93.65	88.87 \pm 0.12
(e)	AS-PZERO	69.91	93.83	89.06 \pm 0.11

Table 3: F_1 scores on the NTC test set on *intra-sentential* setting. M&I: Matsubayashi and Inui (2018). O&K: Omori and Komachi (2019).

data of PZERO.

ZAR Dataset For ZAR task, we used NAIST Text Corpus 1.5 (NTC) (Iida et al., 2010, 2017), a standard benchmark dataset of this task (Ouchi et al., 2017; Matsubayashi and Inui, 2018; Omori and Komachi, 2019; Konno et al., 2020). We used the training, development, and test splits proposed by Taira et al. (2008). Table 1 shows the number of instances in NTC. The evaluation script is the same as that of Matsubayashi and Inui (2018).

Model Our implementation is based on the Transformers library (Wolf et al., 2020). We used the pretrained parameters of the bert-base-japanese model as the initial parameters of our pretraining models.

Table 2 shows a set of hyper-parameters. The details of hyper-parameter search on the development sets are in Appendix A. In the experiments of ZAR, we trained each model using 5 different random seeds and reported the average score.

6 Results and Analysis

We have two distinct goals in this experiment, that is, to investigate the effectiveness of (1) pretraining on PZERO and (2) finetuning on AS-PZERO. To achieve this goal, we conduct experiments with two distinct settings, *intra-sentential* setting (Section 6.1) and *inter-sentential* setting (Section 6.2). Through the experiment on *intra-sentential* setting, we compare our AS and AS-PZERO with previous studies, and we ensure that our models are strong enough. Then we conduct the experiment on *inter-sentential* setting and investigate the effectiveness of the proposals.

6.1 Intra-sentential Experiment

The most of the previous studies on Japanese ZAR use this setting (Matsubayashi and Inui, 2018; Omori and Komachi, 2019; Konno et al., 2020). Thus, we can strictly compare our results with theirs in this setting. The input sequence consists of a **single sentence**. Only *intra-zero* and DEP arguments are the target of the evaluation.

We finetuned AS and AS-PZERO from a pre-trained MLM. The results in Table 3 shows that both AS and AS-PZERO models already outperform the previous state-of-the-art performance in *intra-zero* and DEP (Konno et al., 2020) with large margins. The reason for this improvement is due to the difference in the use of a pretrained MLM. We finetuned all parameters of the pretrained MLM whereas Konno et al. (2020) used the pretrained MLM as input features. In addition, our pretrained MLM was trained better than their MLM.

6.2 Inter-sentential Experiment

In this setting, the input sequence consists of **multiple sentences**; a sentence containing a target predicate and preceding sentences in the document. The *intra*, *inter*, *exophora*, and DEP arguments are the target of the evaluation.

We investigate the effectiveness of the proposed pretraining task: PZERO. In this experiment, we initialized the parameters of our transformer-based model with the pretrained MLM (pretrain 1). Then, we further pretrained the model on either Cloze or PZERO, with the same number of updates, resulting in another two different pretrained models (pretrain 2 & 3). Eventually, we created the models of all possible combinations from {pretrain 1, 2, 3} and {AS, AS-PZERO}, resulting in six models shown in Table 4.

ID	PT Task	Further PT Task		FT Model		All	ZAR			DEP	All
	Cloze	Cloze	PZERO	AS	AS-PZERO		<i>intra</i>	<i>inter</i>	<i>exophora</i>		
(f)	✓			✓		62.27±0.42	71.55	44.30	64.04	94.44	82.97
(g)	✓				✓	62.47±0.53	71.09	45.20	64.41	94.46	83.03
(h)	✓	✓		✓		62.54±0.47	71.82	44.98	63.94	94.51	83.10
(i)	✓	✓			✓	62.85±0.19	71.52	45.97	64.55	94.49	83.18
(j)	✓		✓	✓		63.06±0.19	71.96	46.37	64.42	94.43	83.26
(k)	✓		✓		✓	64.18±0.23	72.67	48.41	65.40	94.50	83.65

Table 4: F₁ scores on the NTC test set on *inter-sentential* setting. Bold value indicates the best results in the same column. PT and FT are abbreviations of pretraining and finetuning. The improvement of (k) over (h) is statistically significant in all categories of ZAR F₁ ($p < 0.05$) with a permutation test.

ID	PT Task	Further PT Task		FT Model		<i>intra</i>			<i>inter</i>		
	Cloze	Cloze	PZERO	AS	AS-PZERO	Precision	Recall	F ₁	Precision	Recall	F ₁
(h)	✓	✓		✓		76.52	67.67	71.82±0.21	55.49	37.88	44.98±1.05
(i)	✓	✓			✓	75.59	67.87	71.52±0.22	56.31	38.91	45.97±0.42
(j)	✓		✓	✓		75.85	68.46	71.96±0.38	55.92	39.61	46.37±0.34
(k)	✓		✓		✓	76.06	69.58	72.67±0.32	57.63	41.74	48.41±0.35

Table 5: The NTC test set results on *inter-sentential* setting. Bold value indicate the best results in the same column group. PT and FT are abbreviations of pretraining and finetuning.

(I) Do inter-sentential contexts help intra-sentential argument identification? Note that the architectures of the models (f) and (g) are almost identical to those of (d) and (e) in Table 3; the only difference is the input sequence format due to *intra-sentential* and *inter-sentential* settings. In a comparison of these four models, (f) and (g) improve the performance over (d) and (e) both on *intra*-ZAR and DEP. This result indicates that inter-sentential contexts can be an important clue even for identifying intra-sentential argument relations. This result is consistent to those in Guan et al. (2019) and Shibata and Kurohashi (2018). They proposed a method of embedding inter-sentential contexts as clues and showed that it helps resolve semantic relations in target sentences.

(II) Does pretraining on PZero improve performance of AS? The table shows that the model pretrained on PZERO (j) outperforms the model pretrained on Cloze (h) especially in *inter-zero* argument (44.98 → 46.37). As discussed in Section 2, *inter-zero* is particularly challenging part of ZAR, because there are multiple answer candidates across the sentences. The improvement in *inter-zero* implies that the model effectively learns the anaphoric knowledge through the pretraining on PZERO.

(III) Does pretraining on PZero improve performance of AS-PZero? In addition, the performance comparison between the models (j) and (k) demonstrates the effectiveness of the combination of PZERO and AS-PZERO. The model (k) achieved the best result in all categories except for DEP. This result indicates that AS-PZERO has successfully addressed the pretrain-finetune discrepancy, and it has utilized the anaphoric knowledge learned from PZERO.

We report the precision and recall scores of the models (h)-(k) in Table 5 for *inter* and *intra-zero* arguments. The model (k) achieves the best recall performance on both categories. This result indicates that the proposed PZERO mainly contributes to the improvement in recall.

6.3 Analysis

In this section, we conduct an analysis to investigate the source of improvement in recall observed in Table 5. In Table 6, we present our analysis on *inter/intra* arguments based on three aspects **I–III**. This table compares the detailed results of the baseline model (h) and our model (k).

(I) Number of gold referents in input The number of gold referents in a given input determines the difficulty of the anaphora resolution. This is because the saliency of the entity acts as an important clue. In other words, ZAR is difficult when

ID	Type of instances	<i>intra</i> recall		# of instances	<i>inter</i> recall		# of instances
		Model (h)	Model (k)		Model (h)	Model (k)	
(I) Number of gold referents in input							
(1)	Only one	65.87	69.12	2001	35.96	39.57	1218
(2)	More than one	73.78	74.26	1247	53.10	54.13	872
(II) Position of the argument relative to the target predicate							
(3)	One sentence before	-	-	0	48.86	51.96	1099
(4)	Two sentences before	-	-	0	37.71	42.58	411
(5)	More than two sentences before	-	-	0	40.50	40.31	516
(6)	Out of input sequence	-	-	0	00.00	00.00	64
(III) Voice of the target predicate							
(7)	Active	70.80	72.62	2918	45.02	47.42	1877
(8)	Passive	51.78	57.93	309	25.24	29.13	206
(9)	Causative	55.00	50.00	20	57.14	57.14	7
(10)	Causative & Passive	100	100	1	-	-	0
	All	68.9	71.09	3248	43.11	45.65	2090

Table 6: The recall score for each type of instance on NTC development set. Model (h) and (k) are from Table 4.

the argument appears only once in an input. Our model improves the performance of such difficult instances by a large margin (35.96 \rightarrow 39.57).

(II) Position of the argument relative to the target predicate The distance between a predicate and its argument determines the difficulty of ZAR; according to (3), (4), and (5), the performance of *inter* decreases as the predicate was further from its argument’s last surface-form appearance. Interestingly, the performance of the two models is comparable on (5); that is, the arguments are more than two sentences away from the target predicate. In other words, the proposed method is not effective for these instances. Error analysis on these cases reveals the fact that, even though the argument does not appear explicitly, it is semantically present throughout the context as omitted arguments of multiple predicates, all pointing to the same entity. This fact suggests that combining our proposed model with a model that propagates ZAR results through relevant contexts (Shibata and Kurohashi, 2018) might lead to further improvement in ZAR.

(III) Voice of the target predicate Identifying the arguments of the predicate in the non-active-voice clause is difficult for the model because of *case alternation*: semantic subjects and objects appear in other syntactic positions. In Table 6, both models perform worse on (8) and (9) than they do on (7). The behavior of case alternation is different for every predicate, and thus, the model has to learn each behavior from either training data and/or raw corpus. However, the acquisition of

such information is out of the scope of PZERO.

7 Related Work

Zero Anaphora Resolution (ZAR) ZAR has been studied in multiple languages such as Chinese (Yin et al., 2018), Japanese (Iida et al., 2016), Korean (Han, 2006), Italian (Iida and Poesio, 2011) and Spanish (Palomar et al., 2001). The lack of labeled data for ZAR has been a challenge for this task. A traditional approach to overcome this problem is the use of large-scale raw corpora. Several studies used these corpora as a source of knowledge for ZAR, e.g., case-frame construction (Sasano et al., 2008; Sasano and Kurohashi, 2011; Yamashiro et al., 2018) and selectional preference probability (Shibata et al., 2016). In addition, semi-supervised learning approaches such as pseudo data generation (Liu et al., 2017) and adversarial training (Kurita et al., 2018) are proposed. Among these studies, the use of pretrained MLM is the most successful approach (Konno et al., 2020), which motivated us to improve the pretraining task for better acquiring the anaphoric knowledge.

Pseudo Zero Pronoun Resolution (PZERO) In the proposed PZERO, given a text in which the same NP appears multiple times, we replaced one of those NPs with a mask token. Several studies created training instances in a similar manner. For example, Liu et al. (2017) cast ZAR problem as reading comprehension problem, such that the model must choose an appropriate word for [MASK] from the vocabulary set. The difference is that, unlike their work, we fill the [MASK] by

selecting a token in given sentences. In addition, Kocijan et al. (2019) created similar training data for Winograd Schema Challenge (Levesque, 2011). While we consider arbitrary NPs as a target of replacement with [MASK], they exclusively replace the personal name. We expect that our approach is more suitable for ZAR, because the argument is not necessarily a personal name.

Pretrain-finetuning Discrepancy Addressing the discrepancy between pretraining and finetuning is one of the successful approaches for improving the use of pretrained MLM. For example, Gururangan et al. (2020) addressed the discrepancy in terms of the domain of the training dataset. In addition, Yang et al. (2019) indicated that [MASK] is used during pretraining of MLM but is never used during finetuning. They improved a model architecture to alleviate such discrepancy. Inspired by these studies, we designed a finetuning model (AS-PZERO) that is suitable for the model pretrained on PZERO, and demonstrated its effectiveness.

8 Conclusion

We proposed a new pretraining task, PZERO, for Japanese ZAR. PZERO aims to teach model anaphoric relational knowledge necessary for solving ZAR. In addition, we proposed a novel ZAR model for finetuning. Both of our proposals improved the performance of Japanese ZAR, leading to a new state-of-the-art performance of this task. Our analysis revealed the hard subcategories of ZAR; distant arguments and passive predicates still remain as a challenge.

References

- Abdulrahman Aloraini and Massimo Poesio. 2020. *Cross-lingual Zero Pronoun Resolution*. In *LREC*, pages 90–98.
- Jacob Devlin, Ming-Wei Chang, Kenton Lee, and Kristina Toutanova. 2019. *BERT: Pre-training of Deep Bidirectional Transformers for Language Understanding*. In *NAACL*, pages 4171–4186.
- Chaoyu Guan, Yuhao Cheng, and Hai Zhao. 2019. *Semantic Role Labeling with Associated Memory Network*. In *NAACL*, pages 3361–3371.
- Suchin Gururangan, Ana Marasovic, Swabha Swayamdipta, Kyle Lo, Iz Beltagy, Doug Downey, and Noah A. Smith. 2020. *Don’t Stop Pretraining: Adapt Language Models to Domains and Tasks*. In *ACL*, pages 8342–8360.
- Na-Rae Han. 2006. *Korean zero pronouns: Analysis and resolution*.
- Masatsugu Hangyo, Daisuke Kawahara, and Sadao Kurohashi. 2013. *Japanese Zero Reference Resolution Considering Exophora and Author/Reader Mentions*. In *EMNLP*, pages 924–934.
- Ryu Iida, Mamoru Komachi, Naoya Inoue, Kentaro Inui, and Yuji Matsumoto. 2010. *Annotating Predicate-Argument Relations and Anaphoric Relations: Findings from the Building of the NAIST Text Corpus*. *Natural Language Processing*, 17(2):25–50.
- Ryu Iida, Mamoru Komachi, Naoya Inoue, Kentaro Inui, and Yuji Matsumoto. 2017. *NAIST Text Corpus: Annotating Predicate-Argument and Coreference Relations in Japanese*, pages 1177–1196. Springer Netherlands.
- Ryu Iida and Massimo Poesio. 2011. *A Cross-Lingual ILP Solution to Zero Anaphora Resolution*. In *ACL*, pages 804–813.
- Ryu Iida, Kentaro Torisawa, Jong-Hoon Oh, Canasai Kruengkrai, and Julien Kloetzer. 2016. *Intra-Sentential Subject Zero Anaphora Resolution using Multi-Column Convolutional Neural Network*. In *EMNLP*, pages 1244–1254.
- Mandar Joshi, Omer Levy, Luke Zettlemoyer, and Daniel Weld. 2019. *BERT for Coreference Resolution: Baselines and Analysis*. In *EMNLP-IJCNLP*, pages 5803–5808.
- Diederik Kingma and Jimmy Ba. 2015. *Adam: A Method for Stochastic Optimization*. In *ICLR*.
- Vid Kocijan, Ana-Maria Cretu, Oana-Maria Camburu, Yordan Yordanov, and Thomas Lukasiewicz. 2019. *A Surprisingly Robust Trick for the Winograd Schema Challenge*. In *ACL*, pages 4837–4842.
- Ryuto Konno, Yuichiroh Matsubayashi, Shun Kiyono, Hiroki Ouchi, Ryo Takahashi, and Kentaro Inui. 2020. *An Empirical Study of Contextual Data Augmentation for Japanese Zero Anaphora Resolution*. In *COLING*, pages 4956–4968.
- Taku Kudo and Yuji Matsumoto. 2002. *Japanese Dependency Analysis using Cascaded Chunking*. In *CoNLL*.
- Shuhei Kurita, Daisuke Kawahara, and Sadao Kurohashi. 2018. *Neural Adversarial Training for Semi-supervised Japanese Predicate-argument Structure Analysis*. In *ACL*, pages 474–484.
- Hector J. Levesque. 2011. *The Winograd Schema Challenge*. In *AAAI*.
- Ting Liu, Yiming Cui, Qingyu Yin, Wei-Nan Zhang, Shijin Wang, and Guoping Hu. 2017. *Generating and Exploiting Large-scale Pseudo Training Data for Zero Pronoun Resolution*. In *ACL*, pages 102–111.

- Yuichiroh Matsubayashi and Kentaro Inui. 2018. [Distance-Free Modeling of Multi-Predicate Interactions in End-to-End Japanese Predicate-Argument Structure Analysis](#). In *COLING*, pages 94–106.
- Hikaru Omori and Mamoru Komachi. 2019. [Multi-Task Learning for Japanese Predicate Argument Structure Analysis](#). In *NAACL*, pages 3404–3414.
- Hiroki Ouchi, Hiroyuki Shindo, and Yuji Matsumoto. 2017. [Neural Modeling of Multi-Predicate Interactions for Japanese Predicate Argument Structure Analysis](#). In *ACL*, pages 1591–1600.
- Manuel Palomar, Antonio Ferrández, Lidia Moreno, Patricio Martínez-Barco, Jesús Peral, Maximiliano Saiz-Noeda, and Rafael Muñoz. 2001. [An Algorithm for Anaphora Resolution in Spanish Texts](#). *Computational Linguistics*, 27(4):545–567.
- Ryohei Sasano, Daisuke Kawahara, and Sadao Kurohashi. 2008. [A Fully-Lexicalized Probabilistic Model for Japanese Zero Anaphora Resolution](#). In *COLING*, pages 769–776.
- Ryohei Sasano and Sadao Kurohashi. 2011. [A Discriminative Approach to Japanese Zero Anaphora Resolution with Large-scale Lexicalized Case Frames](#). In *IJCNLP*, pages 758–766.
- Tomohide Shibata, Daisuke Kawahara, and Sadao Kurohashi. 2016. [Neural Network-Based Model for Japanese Predicate Argument Structure Analysis](#). In *ACL*, pages 1235–1244.
- Tomohide Shibata and Sadao Kurohashi. 2018. [Entity-Centric Joint Modeling of Japanese Coreference Resolution and Predicate Argument Structure Analysis](#). In *ACL*, pages 579–589.
- Linfeng Song, Kun Xu, Yue Zhang, Jianshu Chen, and Dong Yu. 2020. [ZPR2: Joint zero pronoun recovery and resolution using multi-task learning and BERT](#). In *ACL*, pages 5429–5434.
- Hirotoishi Taira, Sanae Fujita, and Masaaki Nagata. 2008. [A Japanese Predicate Argument Structure Analysis using Decision Lists](#). In *EMNLP*, pages 523–532.
- Thomas Wolf, Lysandre Debut, Victor Sanh, Julien Chaumond, Clement Delangue, Anthony Moi, Pierric Cistac, Tim Rault, Remi Louf, Morgan Funtowicz, Joe Davison, Sam Shleifer, Patrick von Platen, Clara Ma, Yacine Jernite, Julien Plu, Canwen Xu, Teven Le Scao, Sylvain Gugger, Mariama Drame, Quentin Lhoest, and Alexander Rush. 2020. [Transformers: State-of-the-art natural language processing](#). In *EMNLP demo*, pages 38–45.
- Souta Yamashiro, Hitoshi Nishikawa, and Takenobu Tokunaga. 2018. [Neural Japanese Zero Anaphora Resolution using Smoothed Large-scale Case Frames with Word Embedding](#). In *PACLIC*.
- Zhilin Yang, Zihang Dai, Yiming Yang, Jaime G. Carbonell, Ruslan Salakhutdinov, and Quoc V. Le. 2019. [XLNet: Generalized Autoregressive Pretraining for Language Understanding](#). In *NeurIPS*, pages 5754–5764.
- Qingyu Yin, Yu Zhang, Weinan Zhang, Ting Liu, and William Yang Wang. 2018. [Zero Pronoun Resolution with Attention-based Neural Network](#). In *COLING*, pages 13–23.

A Hyperparameter Search

Table 7 shows a complete list of hyper-parameters used in this study. For both pretraining and fine-tuning, maximum learning rate and loss function are the target of the hyperparameter search. All the candidates of learning rates and loss functions are presented in Table 8. We used Nvidia Tesla V100 for the entire experiment.

Pretraining on Cloze For the hyperparameter search of *Cloze* task, we adopted the hyperparameters that achieves the lowest perplexity value. We adopted 1.0×10^{-4} for maximum learning rate. We used the development set that we created from Japanese Wikipedia.

Pretraining on PZERO For the hyperparameter search of PZERO; the parameters were determined by the validation performance on PZERO and ZAR.⁴ We eventually employed the parameters with the highest F_1 on *inter* arguments.

Finetuning on ZAR For the hyperparameter search of ZAR; the hyperparameters that achieve the highest overall ZAR F_1 were used. Here, we finetuned pretrained MLM without any further pre-training. Table 9 shows the result of our search process.

B Heuristics for Extracting Noun Phrases from Raw Text

In order to extract noun phrases (NPs) from Japanese Wikipedia, we first parsed the corpus using Japanese dependency parser *Cabocha* (Kudo and Matsumoto, 2002). The parser divides the sentences into a phrase (Japanese “bunsetsu”). Note that each bunsetsu consists of a sequence of words. We then extracted the NPs as follows:

1. Choose a phrase that (1) contains noun(s) and (2) does not contain verb(s).

⁴The task formulation of PZERO and AS-PZERO are quite similar. Thus we can evaluate the model, which is pretrained on PZERO, directly on ZAR without finetuning.

Configurations	Values
Optimizer	Adam (Kingma and Ba, 2015) ($\beta_1 = 0.9, \beta_2 = 0.999, \epsilon = 1 \times 10^{-8}$)
Hidden State Size (D)	768 (defined in bert-base-japanese)
T_{\max}	512 (defined in bert-base-japanese)
Further Pretraining	
Mini-batch Size	2,048
Max Learning Rate	1.0×10^{-4} (Cloze task), 2.0×10^{-5} (PZERO)
Learning Rate Schedule	Inverse square root decay
Warmup Steps	5,000
Number of Updates	30,000
Loss Function	Cross entropy (Cloze task) and KL divergence (PZERO)
MLM's Mask Position	Random for each epoch
Finetuning	
Mini-batch Size	256
Max Learning Rate	1.0×10^{-4} (AS) and 1.0×10^{-5} (AS-PZERO)
Learning Rate Schedule	Same as described in Appendix A of Matsubayashi and Inui (2018)
Number of Epochs	150
Stopping Criterion	Same as described in Appendix A of Matsubayashi and Inui (2018)
Loss Function	KL divergence (AS) and KL divergence (AS-PZERO) and Cross entropy (prediction of <i>exophora</i>)

Table 7: List of hyper-parameters

Pretraining Task	Finetuning Model	Loss Function
<i>Cloze</i>	-	{ Softmax Cross Entropy }
PZERO	-	{Sigmoid Cross Entropy, KL Divergence }
-	AS	{Sigmoid Cross Entropy, KL Divergence }
-	AS-PZERO	{Sigmoid Cross Entropy, KL Divergence }
		Maximum Learning Rate
<i>Cloze</i>	-	{ 1.0×10^{-4} , 5.0×10^{-5} , 2.0×10^{-5} , 1.0×10^{-5} , 5.0×10^{-6} }
PZERO	-	{ 1.0×10^{-4} , 5.0×10^{-5} , 2.0×10^{-5} , 1.0×10^{-5} , 5.0×10^{-6} }
-	AS	{ 1.0×10^{-4} , 5.0×10^{-5} , 2.0×10^{-5} , 1.0×10^{-5} }
-	AS-PZERO	{ 1.0×10^{-4} , 5.0×10^{-5} , 2.0×10^{-5} , 1.0×10^{-5} }

Table 8: Candidates of hyper-parameters. **Bold** value indicates the adopted values.

2. Scan the phrase from the end, and keep eliminating words until a noun appears.
3. Scan the phrase from the beginning, and keep eliminating words until a word other than a symbol appears.
4. The remaining words are regarded as a noun phrase. If the remaining words contain symbols, alphabet, or numbers only, then the words are not discarded.

Table 10 shows the statistics of Japanese Wikipedia and the number of PZERO instances generated from this process.

C Performance on Validation Set

We report the performance on development set of NTC for model (d) to model (k), in Table 11 and Table 12. Here, each model ID follows that of Table 3 and Table 4.

D Number of Parameters of each Model

We report total number of parameters of AS and AS-PZERO in Table 13.

Loss Function	Learning Rate	ZAR				DEP	All
		All	<i>intra</i>	<i>inter</i>	<i>exophora</i>		
Argument Selection as PZERO (AS-PZERO)							
Sigmoid Cross Entropy	1.0×10^{-4}	61.66	71.10	45.29	61.98	94.64	83.07
	5.0×10^{-5}	62.00	71.52	45.25	62.80	94.80	83.25
	2.0×10^{-5}	62.28	71.26	47.25	62.15	94.47	83.23
	1.0×10^{-5}	62.20	71.17	48.02	61.57	94.54	83.22
KL Divergence	1.0×10^{-4}	63.30	72.40	47.33	64.21	94.82	83.74
	5.0×10^{-5}	63.73	72.55	48.39	64.33	94.99	83.97
	2.0×10^{-5}	62.52	71.78	46.98	62.96	94.91	83.52
	1.0×10^{-5}	61.60	70.38	47.29	61.44	94.45	82.86
Argument Selection with Label Probability (AS)							
KL Divergence	1.0×10^{-4}	62.77	72.68	45.65	63.15	95.03	83.70
	5.0×10^{-5}	62.28	71.87	46.65	62.39	94.96	83.48
	2.0×10^{-5}	61.73	71.58	45.99	61.56	94.52	82.97
	1.0×10^{-5}	61.57	71.60	45.57	61.22	94.73	83.04
Sigmoid Cross Entropy	1.0×10^{-4}	59.25	69.02	41.30	60.42	94.36	82.05
	5.0×10^{-5}	57.51	66.88	40.34	58.47	93.90	81.20
	2.0×10^{-5}	59.29	68.87	42.33	60.16	94.24	82.07
	1.0×10^{-5}	59.40	68.90	43.28	59.77	94.47	82.22

Table 9: F_1 scores on the NTC **development set** for hyper-parameter search. Bold value indicates the best results in the same column.

	Training	Development
Documents	1,121,217	300
Sentences	17,436,975	3,622
Instances of PZERO	17,353,590	3,236

Table 10: Statistics of Japanese Wikipedia

ID	Method	ZAR <i>intra</i>	DEP	All
(d)	AS	70.41	94.21	89.48±0.10
(e)	AS-PZERO	70.66	94.23	89.50±0.08

Table 11: F_1 scores on the NTC development set on *intra-sentential* setting.

ID	PT Task Cloze	Further PT Task		FT Model		All	ZAR			DEP	All
		Cloze	PZERO	AS	PZERO		<i>intra</i>	<i>inter</i>	<i>exophora</i>		
(f)	✓			✓		62.97±0.27	72.67	46.84	63.33	94.99	83.73
(g)	✓				✓	63.34±0.16	72.61	47.21	64.04	94.96	83.83
(h)	✓	✓		✓		63.42±0.29	72.85	48.26	63.21	95.02	83.92
(i)	✓	✓			✓	63.63±0.29	72.57	48.70	63.82	94.95	83.92
(j)	✓		✓	✓		63.15±0.45	72.95	47.48	62.84	94.96	83.78
(k)	✓		✓		✓	64.59±0.17	74.03	49.60	64.12	95.00	84.27

Table 12: F_1 scores on the NTC 1.5 development set on *inter-sentential* setting. Bold value indicates the best results in the same column. PT and FT are abbreviations of pretraining and finetuning.

Model	Number of Parameters
AS	111,223,312
AS-PZERO	112,395,268

Table 13: Number of parameters of the models

Method	ZAR				DEP	All
	All	<i>intra</i>	<i>inter</i>	<i>exophora</i>		
Finetuning						
AS	62.27±0.42	71.55	44.30	64.04	94.44	82.97
AS-PZERO	62.47±0.53	71.09	45.20	64.41	94.46	83.03
10K Further Pretraining + Finetuning						
<i>Cloze</i> + AS	62.52±0.37	71.40	44.79	64.55	94.48	83.08
<i>Cloze</i> + AS-PZERO	62.42±0.30	71.04	45.31	64.15	94.49	83.04
PZERO + AS	62.63±0.41	71.63	45.14	64.47	94.39	83.07
PZERO + AS-PZERO	63.52±0.19	72.07	47.43	64.95	94.58	83.46
30K Further Pretraining + Finetuning						
<i>Cloze</i> + AS	62.54±0.47	71.82	44.98	63.94	94.51	83.10
<i>Cloze</i> + AS-PZERO	62.85±0.19	71.52	45.97	64.55	94.49	83.18
PZERO + AS	63.06±0.19	71.96	46.37	64.42	94.43	83.26
PZERO + AS-PZERO	64.18±0.23	72.67	48.41	65.40	94.50	83.65

Table 14: F₁scores on the NTC 1.5 **test set**. Bold value indicates the best results in the same column.