

Blockchain Machine: A Network-Attached Hardware Accelerator for Hyperledger Fabric

Haris Javaid
harisj@xilinx.com
Xilinx, Singapore

Ji Yang
jamiey@xilinx.com
Xilinx, USA

Nathania Santoso
nathania@xilinx.com
Xilinx, Singapore

Mohit Upadhyay*
mohitu@xilinx.com
Xilinx, Singapore

Sundararajaram Mohan
mohan@xilinx.com
Xilinx, USA

Chengchen Hu
chengche@xilinx.com
Xilinx, Singapore

Gordon Brebner
gjb@xilinx.com
Xilinx, USA

ABSTRACT

In this paper, we demonstrate how Hyperledger Fabric, one of the most popular permissioned blockchains, can benefit from network-attached acceleration. The scalability and peak performance of Fabric is primarily limited by the bottlenecks present in its block validation/commit phase. We propose Blockchain Machine, a hardware accelerator coupled with a hardware-friendly communication protocol, to act as the validator peer. It can be adapted to applications and their smart contracts, and is targeted for a server with network-attached FPGA acceleration card. The Blockchain Machine retrieves blocks and their transactions in hardware directly from the network interface, which are then validated through a configurable and efficient block-level and transaction-level pipeline. The validation results are then transferred to the host CPU where non-bottleneck operations are executed. From our implementation integrated with Fabric v1.4 LTS, we observed up to 17 \times speedup in block validation when compared to the software-only validator peer, with commit throughput of up to 95,600 tps ($\sim 4.5\times$ improvement over the best reported in literature).

1 INTRODUCTION

As enterprises adopt blockchain technology, permissioned blockchains are becoming the de facto blockchain platform for enterprise applications. In permissioned blockchains, the identity of nodes is known and authenticated cryptographically while the consensus is delegated to a few select nodes of the blockchain network. These characteristics coupled with builtin data integrity (due to immutable transactions) and data replication (due to distributed ledger maintained by each node) make permissioned blockchains very suitable for enterprise applications. Many permissioned blockchains are available such as Hyperledger Fabric [18], Quorum [9] and Corda [28]. Fabric is one of the most popular permissioned blockchains as it is open-source and has already been used to implement and deploy many production-ready enterprise applications in finance and supply chain domains [10, 13].

Motivation. One of the major challenges facing permissioned blockchains is their scalability to achieve performance required for real-life applications. For example, Fabric has been shown to deliver

throughput from a few hundred to thousands of transactions per second (tps): ~ 600 tps for create_asset benchmark [20], and $\sim 7,700$ tps [33] and $\sim 20,000$ tps [15] for smallbank benchmark [19]. Although impressive compared to Bitcoin's ~ 5 tps [5] and Ethereum's ~ 15 tps [6], Fabric's throughput falls short of the required performance of real-life applications such as payments through Visa, which must be capable of processing more than 65,000 tps under peak workload [37]. This calls for further performance improvements to aid in scalability of permissioned blockchains and their more widespread adoption, which has been pointed out in recent literature [33] and is the focus of this paper.

Hyperledger Fabric uses the *execute-order-validate* model, where a transaction is executed/endorsed first, then ordered into a block, which is finally validated/committed to the ledger. Consequently, some nodes in the Fabric network act as endorser peer to execute/endorse transactions and validate/commit blocks or validator peer (also known as non-endorsing peer) to only validate/commit blocks, while other nodes act as orderers to create new blocks. It is well-known that validation phase (i.e., validator peer, and not the consensus mechanism which creates blocks) is one of the major bottlenecks and critically affects the achievable peak throughput [8, 15, 22, 33]. These works also proposed performance improvements for validation phase, such as parallel/pipelined validation of transactions, caching unmarshaled block data, partial validation/commit of blocks, and separating endorsement and validation phases. However, all these optimizations are purely software-based, and hence the resulting performance improvements are limited by the computational power of underlying general-purpose compute resources such as multi-core servers.

Goals. In this paper, we improve performance of Hyperledger Fabric's validator peer beyond what is currently achievable with software implementations, by leveraging hardware-based acceleration (using FPGA accelerator cards, which are being increasingly adopted for accelerating cloud workloads [38] and are available from major public cloud providers such as AWS and Microsoft Azure). Since Fabric is a very complex distributed system with many components, designing a hardware accelerator requires consideration of the following challenging goals:

*Work done during internship at Xilinx. Currently at National University of Singapore, email: mohitu@u.nus.edu.

- **High performance:** The validation phase involves various types of operations such as verification of cryptographic signatures, unmarshaling of protocol buffers [36], reading from/writing to database, and writing to disk-based ledger. To achieve high throughput, it is extremely important to analyze the validation phase in detail to find out the operations most suitable for hardware acceleration, while keeping non-critical operations in software. Furthermore, a communication mechanism for efficient transfer of block data and its access by hardware accelerator is needed. Although high throughput is the primary goal, the following goals are essential for practical deployment/adoption.
- **Adaptability:** Fabric uses smart contracts (also known as chaincodes) for implementation of business logic, which means that many diverse applications can be implemented. The hardware accelerator should be configurable based on the applications that would be deployed. For example, a banking application may have a very different cryptographic workload (a function of chaincode endorsement policy [34]) than a supply chain application.
- **Compatibility:** Each Fabric node acts either as an endorser peer or validator peer or an orderer, which means that any validator peer with hardware accelerator must be compatible with the software-only endorser peers and orderers in order for the Fabric network to work. This is also useful when all the validator peers of an already deployed Fabric network cannot be upgraded with hardware accelerator simultaneously, hence calling for upgrade over multiple cycles (i.e., some validator peers are software-only while others are upgraded with hardware accelerator).

Contributions. We propose Blockchain Machine (BMac), a hardware/software co-designed platform with hardware accelerator and modified Fabric software to act as the hardware-accelerated validator peer in a Fabric network (see Figure 2). The BMac peer is targeted for a server with network-attached FPGA card (such as Xilinx Alveo [40]) in contrast to existing nodes which run Fabric software on just a multi-core server. The BMac peer receives blocks from the orderer through a hardware-friendly protocol, and the block data is retrieved in hardware directly from the network interface. The extracted block and its transactions are then passed through an efficient block-level and transaction-level pipeline, which implements the bottleneck operations of the validation phase. Finally, Fabric software accesses the block validation results from hardware, and then commits the block to ledger just like the software-only validator peer. In particular, our contributions are:

- A **novel hardware-friendly communication protocol** is proposed (Section 3.2), which breaks the block into multiple sections, removes redundancy among the sections, and transmits the data in customized UDP packets. Each packet contains annotations in L7 header to specify the type of data to expect in the payload, enabling efficient parsing of a block in hardware directly from the network interface. The BMac peer includes a protocol processor in hardware which reconstructs the block from its sections, and extracts the relevant data for the validation phase operations. On the software side, our protocol is implemented in Fabric to send blocks from the orderer to BMac peer, without modifying Fabric’s existing Gossip protocol (based on gRPC/HTTP2/TCP) which is used to send blocks to software-only peers. This makes BMac peer compatible with other Fabric nodes.
- A **novel block processor** is proposed in hardware (Section 3.3), which consists of an integrated block-level and transaction-level pipeline to validate a block and its transactions, and commit valid transactions to the database. The transaction-level pipeline uses parallel-pipelined architecture to validate multiple transactions in parallel as well as pipelined fashion to achieve high throughput. The block processor implements the most critical operations of the validation phase [22, 33]: verification of cryptographic signatures, verification of endorsements and endorsement policy, and reading from/writing to database.
- A **hardware/software co-designed platform** (Section 3.1 and Section 3.4), where block data streams from the network interface to protocol processor and block processor, coupled with an API which is used by the Fabric software to access the results of block validation. The BMac architecture is adaptable as it can be customized for the applications (e.g., software-defined endorsement policy is compiled into the hardware, or the number of transactions to validate in parallel is configurable).

We implemented BMac peer on a server with network-attached Xilinx Alveo U250 FPGA card, and integrated it with Hyperledger Fabric v1.4 LTS. Our experiments show that the commit throughput of BMac peer ranges from 22,900 – 95,600 tps for smallbank and drm benchmarks [19], compared to 2,500 – 7,200 tps of software-only validator peer. We plan to open-source our BMac peer and its upgrade to Fabric v2.2 LTS is in progress.

2 HYPERLEDGER FABRIC

2.1 Overview

Hyperledger Fabric is an open-source, enterprise-grade implementation of a permissioned blockchain. A Fabric network consists of peers, orderers and clients, where each node has an identity provided by membership service provider. Each peer maintains its own copy of the ledger and current global state of the data in a state database (LevelDB [35] or CouchDB [2]). An endorser peer both executes/endorsements transactions and validates/commits blocks to the ledger, while a validator peer only validates/commits blocks to the ledger. Transactions invoke smart contracts or chaincodes, which represent the business logic and are instantiated on the endorser peers. The ordering service consists of one or more orderers, which use a consensus mechanism to establish a total order for the transactions. Current consensus mechanisms include solo (i.e., single node), Kafka/Zookeeper [3] and Raft [26].

A transaction flows through the Fabric network as follows. A client creates a transaction and sends it to a number of endorser peers. Each endorser peer executes the transaction against its own state database, in order to compute the read and write sets. The read set contains the keys accessed and their version numbers, while the write set contains the keys to be updated with their new values. If there are no errors, the peer sends back its endorsement to the client, which consists of the original transaction, its read and write sets, and peer’s cryptographic signature. By default, Fabric uses 256-bit ECDSA scheme for signature generation and verification. After the client has gathered enough endorsements, it submits the transaction with its endorsements to the ordering service. A block is created from the ordered transactions, and the orderer signs the block and broadcasts it to all the peers. Each peer first validates the

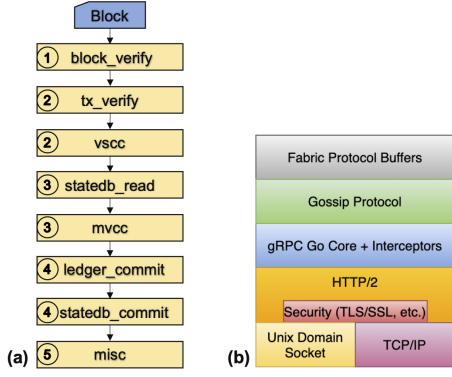


Figure 1: Hyperledger Fabric: (a) Validation Phase (b) Networking Stack.

block and all of its transactions, and then commits it to the ledger and state database.

2.2 Validator Peer

Figure 1a shows validation phase as a pipeline of various operations. After receiving the block from the ordering service (or another peer), in step 1, the peer checks that the block is not a malicious block by retrieving its data and verifying orderer’s signature. In step 2, each transaction in the block is verified and validated. The verification of transaction involves retrieving transaction data and verifying client’s signature. The validation of transaction involves execution of vscc (validation system chaincode), where the endorsements are verified and the endorsement policy of the associated chaincode is evaluated. An endorsement policy specifies the type and number of endorsers needed for the transaction in the form of logical expressions such as “Org1 & Org2” or “2-outof-3 orgs” where org stands for an organization in the Fabric network. A transaction is marked valid only if its endorsement policy is satisfied.

In step 3, mvcc (multi-version concurrency control) check is applied successively to all the valid transactions of the block, starting from the first one. This check ensures that there are no read-write conflicts between the transactions. The read set of each transaction is computed again by accessing the state database, and is compared to the read set from the endorsement phase. If these read sets are different, then the transaction is marked as invalid.

In step 4, the block is finally committed. First, the entire block is written to the ledger with its transactions’ valid/invalid flags and a commit hash. Then, the state database is updated with the write sets of all the valid transactions. Step 5 represents miscellaneous operations, such as updating the history database to keep track of which keys have been modified by which blocks and transactions.

Fabric uses a peer-to-peer Gossip protocol for dissemination of data between the orderers and peers. Figure 1b depicts Fabric’s networking stack. A Gossip message is built using protocol buffers (protobufs), where the block data (including its transactions) is in the form of a marshaled protobuf. The Gossip message is then transmitted through gRPC, which uses HTTP/2 and TCP as its transport layer in Fabric. The validator peer uses the same networking stack to receive the block as a marshaled protobuf, which is then processed through the validation pipeline in Figure 1a.

2.3 Bottlenecks in Validator Peer

We conducted extensive experiments to analyze the validation phase, collecting time spent in various operations coupled with in-depth analysis of the call graph. Our observations are:

- (1) Retrieving block and transaction data involves unmarshaling of many protobufs, which is time consuming.
- (2) Validation of a block involves verification of many ECDSA signatures, which becomes the critical path.
- (3) State database accesses are typically slow, leading to increased validation latency.
- (4) Writing to disk-based ledger takes longer for larger block sizes, which could slow down validation.

These bottlenecks have also been pointed out in various contexts in recent works [8, 15, 22, 33], and are the basis for BMac architecture described in the next section.

3 BLOCKCHAIN MACHINE

3.1 Architecture Overview

The BMac architecture is based on two principles: (1) efficient transfer and access of block data and its transactions (to address bottleneck 1), and (2) efficient verification and validation of transactions (to address bottlenecks 2 and 3). As a result, BMac is designed using the paradigm of network-attached acceleration. Figure 2a illustrates the overall architecture of BMac, in the context of a server with network-attached FPGA card connected to the host CPU through PCIe bus. Although we do not show a Network Interface Card (NIC) attached directly to the CPU, a CPU-attached NIC can be used (to handle non-BMac traffic) as long as the BMac traffic goes through the FPGA card. For the rest of the paper, we assume all the network traffic goes through the FPGA card with integrated network interface, i.e., the FPGA card acts as a NIC.

The **protocol_processor** processes all the incoming Ethernet packets, and classifies them as either normal packets or BMac packets (i.e., packets sent through our protocol). All the normal packets are forwarded to the host CPU without any modifications. From the BMac packets, the **protocol_processor** extracts the relevant data and forwards that data to the **block_processor** for further processing. This enables efficient access to data because the **protocol_processor** retrieves the block and transaction data directly from the network interface in hardware, without the involvement of the host CPU.

The interface between the **protocol_processor** and **block_processor** consists of FIFO buffers. After extracting the relevant data from

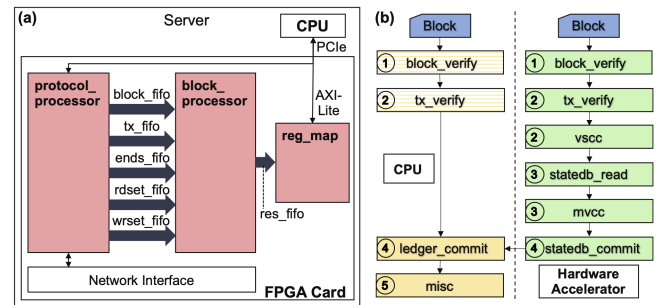


Figure 2: Blockchain Machine: (a) system setup (b) hardware/software partitioned validation phase.

the packets, the protocol_processor writes to: (1) **block_fifo** every time a new block is detected, (2) **tx_fifo** for each transaction of the block, (3) **ends_fifo** for each endorsement of the transaction, (4) **rdset_fifo** for each database read request of the transaction, and (5) **wrset_fifo** for each database write request of the transaction.

Since the data is already separated into different buffers and can be accessed in parallel, the block_processor exploits this very fact to execute various operations of validation phase in parallel and pipelined fashion for high throughput. The **block_processor** implements block verification, transaction verification, vscc, mvcc and state database commit operations in the form of an integrated block-level and transaction-level pipeline. Once the block_processor has processed the whole block, it writes to FIFO buffer **res_fifo**, which is read by the next module. The **reg_map** module writes the validation result from **res_fifo** into multiple registers in a format more suitable for software running on the host CPU. It uses AXI-Lite over PCIe as the interface with the CPU.

Overall, the BMac architecture streams block data from the network interface to protocol_processor to block_processor, without any involvement of the host CPU. The CPU only accesses the validation result from **reg_map** to finally commit the block to disk-based ledger, as if the validation phase is offloaded to network-attached hardware accelerator (see Figure 2b). Note that ledger commit (bottleneck 4) is an I/O bound operation, and not suitable for hardware; however, validation operations in hardware are overlapped with ledger commit in software (i.e., hardware starts processing block $n+1$ while software is still committing block n), which results in better utilization of compute resources and higher throughput.

3.2 Protocol Processor

Fabric uses protobuf as the fundamental data structure for storing block and transaction data, thus the Gossip protocol uses marshaled block as its message. We highlight **three reasons** why Gossip protocol is not suitable as the hardware-based receiver for a network-attached hardware accelerator: (1) Although protobufs are easily portable and heavily optimized for variable-length integer and string encoding, its decoding complexity can become problematic [27]. In Fabric, the marshaled block contains marshaled transaction which further contains marshaled endorsements, and so on. From our analysis, there could be up to 23 layers in the marshaled block. To retrieve a value from a protobuf embedded in a particular layer, the receiver has to recursively decode all the outer layers first, and then decode the target value itself. This results in inefficient access to relevant data in hardware. (2) Blocks in Fabric can be as large as 100MB, which are transmitted via multiple TCP packets (see Figure 1b). The receiver has to receive all the packets to reconstruct the block, before it could be processed. This typically requires a large buffer in receiver, which is expensive for hardware-based networking stack. (3) We observed that block and transaction data includes quite a sizable amount of redundant data. Each block and all its transactions contain the identity of their creator, while each endorsement in a transaction contains the identity of its endorser peer, where each identity is essentially an X.509 certificate with a size of ~860 bytes. Our analysis (see Figure 6a) shows that at least 73% size of a block is attributed to repetitive appearance of the same identities (a typical Fabric network has just a few organizations). This makes block transmission less efficient, and the hardware has to process the same data repetitively.

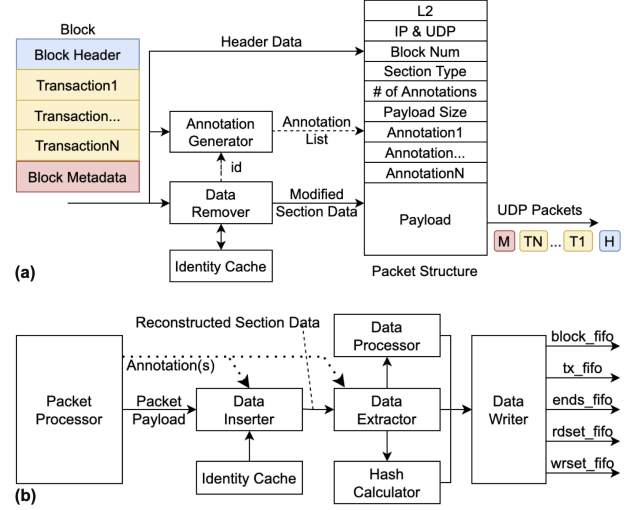


Figure 3: Blockchain Machine protocol: (a) sender flow (b) hardware-based receiver (protocol_processor module).

To address the above concerns, we propose **BMac protocol**, which is a hardware-friendly communication protocol for Fabric. Fundamentally, it uses self-contained UDP packets to disseminate a block, i.e., each packet contains enough information for efficient retrieval and further processing of data from its payload, without waiting for other packets. Figure 3a depicts how a block is sent through BMac protocol. Instead of treating a block as one message, it is broken down into three top-level sections: header, transactions, and metadata. The transactions section is further split into multiple sections each containing exactly one transaction. As an example, a block with 5 transactions will be broken down into 7 sections (1 header section + 5 transaction sections + 1 metadata section). These sections are processed sequentially, where each section is processed by DataRemover and AnnotationGenerator before sending it out in its own individual packet.

The identity cache is a map of identities (i.e., certificates) to their encoded ids, where each id is a 16-bit integer with first 8 bits representing the organization, the next 4 bits representing one of the predefined roles in Fabric (i.e., orderer, admin, peer or client), and the last 4 bits representing the node sequence number in its organization (e.g., 0 for Org1.Peer0). This scheme results in unique ids across all the nodes of a Fabric network. Note that the number of bits used is not a limitation of our protocol; we chose 16 bits because it is enough for many Fabric networks deployed in practice. While processing a section, **DataRemover** checks for presence of identities, and looks up each identity in cache to retrieve its encoded id. If the identity is not yet present in the cache, then it is inserted with a newly assigned id. The DataRemover replaces all the original identities in a section with their encoded ids, and then forwards this much smaller section to be added as payload of the packet.

The **AnnotationGenerator** module is responsible for analyzing section data to find the offset and length of data fields required by hardware accelerator (such as block number, signatures, endorsements, etc.), and encode them as annotations. An annotation can be either a pointer (data field offset and length) or locator (offset of removed identity and its encoded id). The hardware can use these

annotations to know exactly where to look for when retrieving relevant data fields from the packet payload. The AnnotationGenerator produces a list of all annotations of a section.

The output of these two modules is used to construct a packet with standard L2, IP and UDP headers. The BMac protocol header is inserted as L7 header which has two parts: the fixed part contains block number, type of section in payload (i.e., header, transaction or metadata), number of annotations and the payload size, while the variable part contains the actual annotations. The payload contains the modified section data.

Figure 3b depicts the top-level architecture of **protocol_processor**, which is essentially a high throughput and low latency hardware-based BMac protocol receiver. In the first stage, a **PacketProcessor** is used to filter out BMac packets based on L3 header (i.e., type UDP with a predefined port number). For each BMac packet, it parses the L7 header to retrieve all the annotations. The locator annotations and the packet payload are forwarded to the **DataInserter** module, which uses the encoded ids from the locator annotations to look up the original identities (i.e., certificates) from a hardware-based identity cache. The identity cache is initialized and updated by the sender whenever a new identity is encountered. The output of DataInserter is the same as the original section data that was input to DataRemover module in Figure 3a.

The next module, **DataExtractor**, uses the pointer annotations and the reconstructed section data to extract data fields that are relevant for the hardware accelerator. It produces three types of outputs: (1) data fields such as block number, transaction number, etc. which can be used directly and are passed to DataWriter, (2) data fields such as signatures, endorsements, etc. which need further processing and are passed to DataProcessor, and (3) data fields that are needed for hash calculations and are passed to HashCalculator. The **DataProcessor** internally uses a variety of postprocessors to further extract relevant data. For example, ECDSA signatures are encoded in DER format [21] in Fabric, so the DataProcessor first decodes the signature data field to find its two parts (r and s), and then converts those parts to 256-bit values (which are expected by ECDSA verification hardware). Other postprocessors include extraction of public key from X.509 certificate, and a simplified protobuf decoder for extraction of endorsements, and read and write sets. The **HashCalculator** module consists of 3 stream-based SHA-256 hash calculators. These calculators are used to compute: (1) block hash over block data (header and all transaction sections), (2) each transaction's hash over its own section, and (3) each endorsement's hash over the endorsement data in its transaction section. These hashes are used by the ECDSA verification hardware.

The last module, **DataWriter**, is responsible for collecting all the data needed by the hardware accelerator and writing it to various FIFO buffers according to the input interface of block_processor. The DataWriter pushes to a buffer as soon as all the data needed for that particular buffer is available.

3.3 Block Processor

The aim of block_processor is to process the block and its transactions as fast as possible for high throughput. Since Fabric uses 256-bit ECDSA scheme by default, each **ecdsa_engine** we use implements the same verification algorithm. A verification request is represented as a tuple of {signature, key, data hash}, which is

input to an ecdsa_engine for verification. It is important to note that our architecture is not tied to only ECDSA scheme; if Fabric uses a different cryptographic algorithm, then the corresponding implementation can be used to process verification requests.

Block-level Pipeline. Figure 4a depicts the top-level architecture of block_processor, which is organized as a 2-stage block-level pipeline. The first stage **block_verify** verifies the block by reading its data from block_fifo, where each entry represents a block, consisting of block number, number of transactions in the block, and block verification request (orderer's signature and key, and hash of block data). One ecdsa_engine is dedicated for this stage to ensure that blocks are verified as soon as they arrive.

The **block_validate** stage validates all the transactions of a block, commits its valid transactions, and writes to res_fifo after the entire block has been processed. Each entry in res_fifo represents the validation result of a block, such as block number, valid/invalid flags of the transactions, and block statistics. These statistics are collected by the **block_monitor** module, which monitors the FIFO buffers and interfaces of the stages to keep track of the time spent in various operations. For example, when block_verify reads a block from block_fifo, then block_monitor starts a counter and stops it only when the block has been verified.

Transaction-level pipeline. Figure 4b depicts the internal architecture of block_validate stage, which consists of a 3-stage transaction-level pipeline. The input from block_verify stage is block number, number of transactions in this block, and a flag with block valid/invalid status. The tx_fifo represents transactions, where each entry consists of chaincode id (e.g., smallbank), transaction verification request (client's signature and key, and hash of transaction data), number of endorsements, and size of read and write sets (number of database read and write requests). We use the number of transactions passed in from the block_verify stage to read that many transactions from tx_fifo, essentially reading only the transactions of the current block.

The first stage **tx_verify** verifies the transaction using the transaction verification request read from tx_fifo. One ecdsa_engine is dedicated for this stage to ensure that transactions of a block are verified as soon as the block has been verified. The tx_verify implements an internal mechanism to skip the transaction when it's already invalid (i.e., when the block has already been marked as invalid by block_verify). This is critical for high throughput because ecdsa_engine takes much longer (typically the case with cryptographic operations) than other modules, and hence should execute verification requests only when necessary. The tx_verify produces the transaction valid/invalid status, along with its chaincode id, number of endorsements, and read and write set sizes (which were read from tx_fifo) for the next stage.

The second stage **tx_vsc** implements verification of endorsements of a transaction, and checks whether those endorsements satisfy endorsement policy of the associated chaincode. It reads from ends_fifo, where each entry represents an endorsement which consists of endorser id (endorser peer's encoded id from Section 3.2) and verification request (endorser peer's signature and key, and hash of transaction endorsement data). We use the number of endorsements passed in from tx_verify to read that many endorsements, essentially reading only the endorsements of the current transaction. If the transaction was marked invalid by tx_verify,

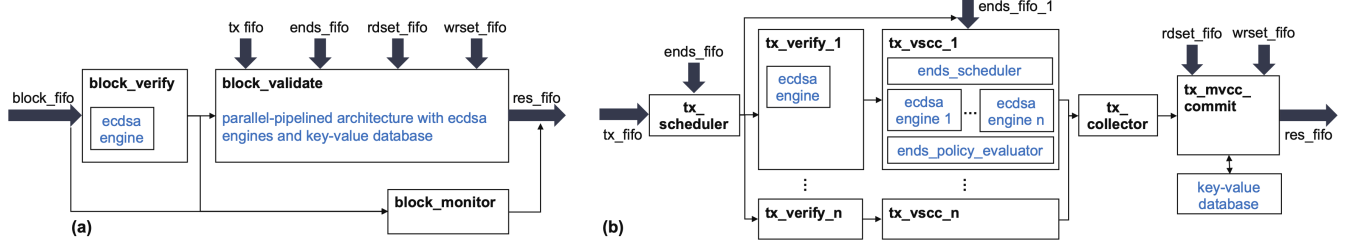


Figure 4: The block_processor module: (a) top-level architecture (b) architecture of block_validate stage.

then all of its endorsements are discarded, and the transaction is passed on as invalid.

Since vsc operation is one of the major bottlenecks [22, 33], we use multiple yet configurable number of ecdsa_engine instances in tx_vsc for high throughput. The **ends_scheduler** is responsible for issuing a new endorsement of the current transaction as soon as a free ecdsa_engine instance is available. This ensures that all the instances are kept busy as long as there are unprocessed endorsements, and hence are not under-utilized. The ends_scheduler is also responsible for collecting the output of an ecdsa_engine; it forwards current transaction’s chaincode id along with the valid/invalid status of the endorsement and its associated endorser id to the ends_policy_evaluator module.

As mentioned earlier, the ecdsa_engine takes much longer than other modules, so it is extremely important to verify only as many endorsements as needed, and stop as soon as the endorsement policy is satisfied. Consider “2-outof-3 orgs” endorsement policy, then the transaction will have three endorsements (one from each of the three organizations). However, as soon as the first two endorsements are found to be valid, the transaction should be marked as valid, skipping the third endorsement. We design such a fast evaluation scheme using a combination of short-circuit evaluation and combinational circuit for endorsement policy.

The **ends_policy_evaluator** consists of a register file, where each register represents an organization and each register bit represents one of the predefined roles (i.e., orderer, admin, peer or client). Consider a Fabric network with four organizations, then there will be four registers each 4-bit wide. Since endorser ids are encoded ids (with both organization and role of an endorser peer), ends_policy_evaluator uses the endorser id to write the endorsement verification result to the corresponding register bit. Assuming reg1 = Org1, reg2 = Org2 and bit2 = peer role, then the verification result of endorsement from Org1.Peer will be written to reg1 bit2. Assuming peer roles in “2-outof-3 orgs” endorsement policy, it can be represented as “(Org1.Peer & Org2.Peer) | (Org1.Peer & Org3.Peer) | (Org2.Peer & Org3.Peer)” boolean expression. We implement the boolean expression as a combinational circuit where the inputs are bits from the register file. Using the earlier example, for “(Org1.Peer & Org2.Peer)” expression, reg1 bit2 and reg2 bit2 will be connected to the input of an AND gate. The entire endorsement policy can be implemented using three 2-input AND gates and one 3-input OR gate. Since each chaincode has its own endorsement policy, each endorsement policy is implemented as a separate combinational circuit. The chaincode id of the current transaction is used to select the circuit representing its endorsement policy, which then becomes the output of ends_policy_evaluator.

The short-circuit evaluation is implemented in the ends_scheduler module. When tx_vsc starts a new transaction, the register file in ends_policy_evaluator is cleared, which means that the default status of an endorsement policy is invalid (i.e., not satisfied). Every time ends_scheduler forwards the result of an endorsement verification to ends_policy_evaluator, it will check the output of ends_policy_evaluator before issuing any new endorsements. If the output is valid, then it means the endorsement policy has been satisfied. In this case, ends_scheduler will discard the rest of the endorsements and signal currently busy ecdsa_engine instances to drop their in-progress endorsement verifications. Otherwise, the ends_scheduler will continue with issuing a new endorsement. If all the endorsements have been processed, and the output of ends_policy_evaluator is still invalid, then it means the endorsement policy cannot be satisfied and the transaction is marked as invalid. An alternative approach is to consider each endorsement as valid by default, and then evaluate the endorsement policy for invalidity. This approach could be more efficient when endorsement policy contains AND expressions, i.e., as soon as one of the endorsement is found to be invalid, then the endorsement policy can be deemed invalid. However, we argue that the majority of transactions are meant to be valid in real-life applications, and thus it will be more efficient to apply short-circuit evaluation for validity of the endorsement policy rather than its invalidity. Each tx_vsc produces transaction valid/invalid status, along with its read and write set sizes (which were passed in from the tx_verify stage).

To further enhance throughput, we use a configurable number of tx_verify and tx_vsc instances to process multiple transactions in parallel. The **tx_scheduler** is responsible for issuing a new transaction of the current block as soon as a free tx_verify instance is available (i.e., read transaction data from tx_fifo and forward it to the selected tx_verify instance). When a transaction is issued to a tx_verify instance, tx_scheduler also issues its endorsements to the corresponding tx_vsc instance (i.e., the one connected to the selected tx_verify instance). Since multiple transactions are processed in parallel, it is possible that they may finish out-of-order because some transactions may have less number of endorsements than others or their endorsement policies are satisfied earlier. However, the mvcc operation expects the transactions in the original order because it has to sequentially check for read-write conflicts. Therefore, we introduce the **tx_collector** module, which collects the output of all the tx_vsc instances in-order, i.e., it will collect the output of a tx_vsc instance only if that output corresponds to transaction tx1, then apply the same check for tx2, and so on until all the transactions of the block are collected.

The third stage `tx_mvcc_commit` implements the mvcc operation and commits to state database. Since cryptographic operations take much longer than other operations, we combined mvcc and commit operations in one stage for a more balanced pipeline. Furthermore, committing block to disk-based ledger is an I/O bound operation, and hence more suitable for execution on a CPU than a compute accelerator like the BMac architecture. Therefore, we do not implement block commit in hardware.

We use an in-hardware key-value store as the state database, which supports read and write operations. The read operation takes a key as input, while the write operation takes a key and value pair as input. The value field contains the actual value and a version number, to enable storage of versioned data [1]. The database implements an internal locking mechanism to disallow reading of a key if it is currently being written. Although the in-hardware database could be small for real-life applications, see Section 5 for possibilities to use a larger database.

The input to `tx_mvcc_commit` is block number, sequence number of transaction within the block, and read and write set sizes. It reads from `rdset_fifo`, where each entry consists of key and its expected version. The `tx_mvcc_commit` uses the read set size to read that many entries from the `rdset_fifo`, and issues database read request for each of those entries. A transaction is marked as valid only if the version from the database response of each key matches with the corresponding expected version from the `rdset_fifo`. Otherwise, the transaction is marked as invalid. If the transaction is valid, then write set size is used to read that many entries from the `wrset_fifo`, where each entry consists of key and value (excluding version). Each entry is committed to the database by issuing a write request consisting of key and value (which is a combination of original value from `wrset_fifo` and its version created from block number and transaction sequence number [1]). The commit operation is skipped for transactions marked invalid by mvcc, while both the mvcc and commit operations are skipped for transactions already marked invalid by `tx_vscv` stage.

Adaptability. The `block_processor` is a parallel-pipelined architecture, capable of achieving high throughput because multiple transactions in parallel stream through the pipeline to be committed to the database, and to produce the validation result of the entire block. The `block_processor` can be adapted using a number of configurable options: (1) If an application uses a large block size, then we can use more parallel instances of `tx_verify` and `tx_vscv` to achieve high throughput. (2) If the endorsement policy of a chaincode requires verification of 3 endorsements in most of the transactions, then we can configure 3 `ecdsa_engine` instances in `tx_vscv` to best handle the common case. (3) The `ends_policy_evaluator` is generated automatically (see Section 3.5) using the chaincode endorsement policies, so multiple smart contracts can be supported.

3.4 Hardware/Software Interface

The `reg_map` module is the primary interface between the BMac architecture and any software running on the host CPU. Internally, it consists of multiple registers that are accessible at predefined addresses. These registers store the validation result of a block, which consists of block number, block valid/invalid status, number of transactions in the block, transactions' valid/invalid flags, and block statistics. The `reg_map` also uses a mechanism to block writing of new data to the registers until the previous data has been

read by the CPU, which ensures that validation result of a block is not overwritten before it is accessed by the CPU.

Figure 2b shows how the validation phase is executed in BMac peer. When BMac peer receives a block from the orderer sent through our protocol, the `protocol_processor` extracts block data and its transactions for validation in hardware (right-hand side). The same block is also received by the Fabric peer software running on the host CPU, either through the Gossip protocol (since this is just like any other peer in the Fabric network) or from our `protocol_processor` in hardware (which can forward UDP packets containing block data to the CPU as well). The software still executes some parts of the block and transaction verification operations which are not suitable for hardware accelerator, as shown on the left-hand side. However, after that, the software skips all the remaining operations until the ledger commit operation. At this point, the software reads validation result of the block from hardware, and combines it with the original block, and then commits the updated block to ledger just like the software-only peer.

3.5 Implementation Details

We implemented BMac architecture in OpenNIC [41], which is an open-source NIC platform for Xilinx accelerator cards. The OpenNIC platform provides Ethernet interface for network connectivity, DMA and AXI-Lite interfaces through PCIe for host CPU connectivity, and a user box for implementation of hardware accelerators. The BMac architecture is implemented as the user box, where the `protocol_processor` is connected to the Ethernet interface and the `reg_map` is connected to the AXI-Lite interface. The packet processor in `protocol_processor` is implemented in P4 language [7], and Xilinx SDNet tool [39] is used to generate its RTL. The rest of the modules are directly implemented in RTL.

A YAML based configuration file is used to define both static and configurable parameters of BMac. For example, it contains identity information (certificates, roles, etc.) of various nodes of the Fabric network, and chaincode endorsement policies. We use a script which parses this configuration file to generate encoded ids for peers (as explained in Section 3.2), and automatically generates the `ends_policy_evaluator` module using those ids and endorsement policies (as explained in Section 3.3). Note that the `ends_policy_evaluator` can be regenerated to update the BMac architecture when organizations or endorsement policies change.

The protocol we proposed is implemented in Go language as a library to hide the low-level details of encoding block data and synchronizing identity cache. The protocol uses BMac configuration file mentioned earlier to generate encoded ids. The primary function is `Send()`, which takes a block as input in the same format (i.e., marshaled protobuf) as used by Fabric software. The orderer is modified to call `Send()` right before a new block is sent through Gossip protocol. Therefore, the same orderer can send blocks to both software-only and BMac peers. Only the lead orderer in multi-node Raft ordering service sends the block through our protocol.

We implemented an API in Go language to hide the low-level interactions with BMac hardware. Other than the standard open/close functions to access the FPGA card, the primary function is `GetBlockData()`. This function returns when the `reg_map` has the validation result, and converts that result into a format compatible with Fabric peer software. The peer software is modified to skip all the operations offloaded to the BMac hardware, and calls `GetBlockData()`

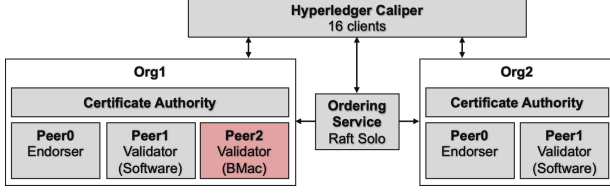


Figure 5: Experimental Setup.

right before the ledger commit operation. Our modifications are guarded by a flag, so the modified software can be used either as software-only or BMac peer by just changing that flag.

4 EVALUATION

4.1 Experimental Setup

We use Hyperledger Caliper [17], the standard benchmarking tool for Fabric, to evaluate the performance of BMac peer. We instrumented Fabric peer code to log timestamps through the validation phase, which are then gathered by Caliper to report statistics at the block-level to better evaluate the validation phase [15, 22]. For BMac peer, block statistics read from the hardware are reported. We used Fabric v1.4.5 with LevelDB in all our experiments.

Figure 5 shows the typical setup used in our experiments. We created a Fabric network with a single channel and two organizations, each having a certificate authority, one endorser and one software-only validator (**sw_validator**) peer. In Org1, we added BMac peer, which acts just like any other validator peer, illustrating the compatibility goal from Section 1. Raft based ordering service is used with a single orderer. We created various virtual machines (VMs), where each VM is equipped with Intel Xeon 4414 @ 2.2GHz vCPUs and 2GB RAM per vCPU. Caliper is run on a 16 vCPU VM with 16 clients (for higher transaction send rates), while the ordering service and all the certificate authorities are run on a VM with 8 vCPUs. All the software-only peers are run in their individual VMs with varying number of vCPUs (and the same number of vsc threads to validate multiple transactions in parallel). However, BMac peer is always run on a 4 vCPU VM because its software only commits blocks to disk-based ledger. All the VMs are connected through a 1Gbps network.

The BMac architecture is configured to support blocks containing up to 256 transactions, and database with 8192 entries. Multiple architectures are generated with chaincode endorsement policies of the benchmarks and varying number of **tx_validators** (parallel instances of tx_verify + tx_vsc where each tx_vsc has 2 instances of ecdsa_engine unless stated otherwise). All the BMac architectures are implemented with a target frequency of 250MHz. To ensure that our BMac implementation did not alter the behavior of validation phase, in each experiment, we compared the block valid/invalid status, transactions' valid/invalid flags and commit hash (based on block data) between the software-only and BMac peers. We did not find any mismatches in our experiments.

4.2 Metrics and Benchmarks

Since our goal is to evaluate performance of validation phase, we use **commit throughput**, which is defined as the rate at which transactions are committed by the peer, and **block validation latency**, which is the total time taken by the peer to validate and

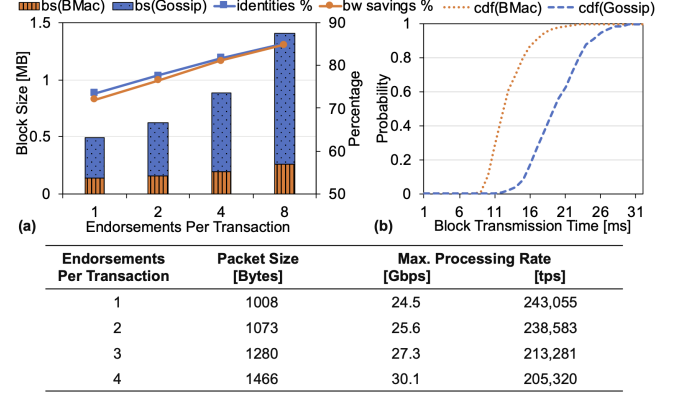


Figure 6: Blockchain Machine protocol performance.

commit the entire block. For direct comparison between the operations run in hardware vs. software, we exclude the ledger commit operation when computing the metrics because it is always executed on CPU. Consequently, our metrics are similar to those used for FastPeer in [15], where ledger commit operation is executed asynchronously in a separate block storage node for scalability, and is not included in the validation phase.

We used **smallbank** and **digital rights management (drm)** applications from Caliper benchmarks [19], which have been used as representative benchmarks in literature [15, 22, 44]. The smallbank application implements typical functions of a banking application (e.g., create account, transfer money, etc.), while the drm application implements typical functions of digital assets (e.g., create asset, update asset, transfer rights, etc.). The endorsement policy is set to "2-out-of-2 orgs" unless stated otherwise. Caliper clients are configured to create random transactions, and a total of 30,000 transactions are sent in each experiment. Furthermore, each experiment is repeated 5 times, so a total of 150,000 transactions are used to compute average metrics of an experiment.

4.3 Results

Protocol Performance. We first report the performance of BMac protocol, by collecting data of at least 500 blocks each with 150 transactions (~10mins of experiment running time). Figure 6a shows the network bandwidth savings of BMac vs. Gossip protocol. With more endorsements per transaction, the block size in Gossip increases significantly because of more and more identity certificates (which constitute at least 73% of a block). In contrast, the corresponding block size in BMac protocol is 3.4× – 5.3× smaller, resulting in bandwidth savings of up to 85%. The table below the figure reports performance of the protocol_processor module, which is capable of processing incoming data up to a rate of 30Gbps, which translates to at least 205,000 tps. This shows that both the BMac protocol sender and hardware-based receiver (protocol_processor) are very fast and can sustain high throughput. Note that more endorsements means larger transaction packet, and hence less number of transactions being sent in the same time period, lowering throughput in tps. Figure 6b reports CDF of end-to-end block transmission time. The 95th percentile of BMac protocol is 18ms compared to 26ms of Gossip protocol, which is a reduction of 30% in latency.

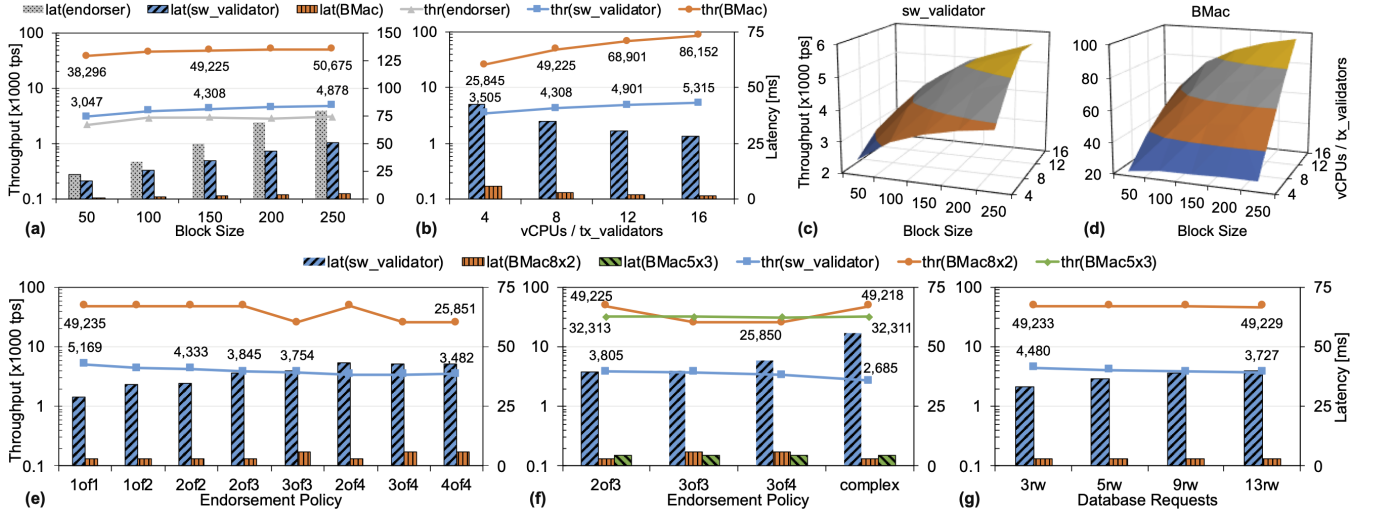


Figure 7: Smallbank results with different block sizes, vCPUs/tx_validators, database requests and endorsement policies.

High Throughput. In the first set of experiments, we used 8 vCPUs for software-only peers, and 8 tx_validators for BMac peer. We changed the block size (number of transactions) from 50 to 250. The results are reported in Figure 7a for Org1’s endorser, sw_validator and BMac peers. The throughput of sw_validator peer is always more (at least 35%) than that of the endorser peer, because the endorser peer endorses transactions in addition to validation/committing of blocks. The BMac peer delivered a minimum throughput of 38,000 tps, and more importantly, it always delivered at least 10× the throughput of sw_validator peer. This clearly illustrates the efficiency of our parallel-pipelined architecture. For all peers, the throughput increases with larger block sizes because the fixed cost of processing a block (e.g., protobuf unmarshaling for sw_validator or filling up of transaction-level pipeline for BMac) is better amortized. Overall, the BMac peer was able to achieve an impressive throughput of more than 50,000 tps and block latency of less than 5ms with block size of 250.

In the second set of experiments, we changed the number of vCPUs and tx_validators. Figure 7b shows the results for a block size of 150. The throughput of BMac peer with 4 tx_validators is 25,800 tps, and as the number of tx_validators is increased to 16, the throughput increases by 3.3× to 86,100 tps. When compared to the ideal possible speedup of 4×, the 3.3× improvement illustrates that our architecture efficiently uses the provided compute resources. In contrast, the throughput of sw_validator peer increased from 3,500 tps to 5,300 tps, which is a mere increase of 1.5×. This is because sw_validator peer only uses parallel threads for vscc operation, so as the vscc latency decreases with more vCPUs/threads, the mvcc and state database commit operations which are sequential in nature and are not pipelined (as in BMac architecture) become more dominant, limiting the maximum throughput achievable. Interestingly, BMac peer with only 4 tx_validators achieved 4.8× the throughput of sw_validator peer with even 16 vCPUs.

Figures 7c & d report the throughput when both block size and vCPUs/tx_validators are changed. The sw_validator achieved a maximum throughput of 5,600 tps, while BMac peer was capable of

22,900 tps – 95,600 tps, which is a 17× improvement. For perspective, the best reported throughput of 21,000 tps from FastPeer [15] used 24 vCPUs, and an estimated throughput of 16,800 tps from SmartFabric [33] (5,600 tps from sw_validator scaled by 3× reported improvement) used 16 vCPUs, both with block size of 100. Furthermore, transaction validation latency in BMac peer was ~0.3ms, compared to the best reported latency of 0.7ms in StreamChain [23] with a throughput of only 3,100 tps.

Adaptability. In these experiments, we illustrate how BMac architecture can be adapted to the cryptographic workload of applications. We change the endorsement policies and hence the number of endorsements on transactions, which translates to varying number of cryptographic operations in vscc operation. The results are reported in Figure 7e where eight different endorsement policies (2of2 means “2-out-of-2 orgs” policy) are used with 8 vCPUs/tx_validators and block size of 150. Compared to the setup in Figure 5, we added Org3 and Org4, each with one endorser peer. The throughput of sw_validator peer decreases almost linearly with the number of endorsements; throughput with 3of3 policy is 13.5% less than that of 2of2 policy, which is 16% less than that of 1of1 policy. When comparing 18.3ms vscc latency (not shown in figure) of 1of1 policy to 23.2ms for 2of2 policy and 28ms for 3of3 policy, it turns out that evaluation of one more endorsement takes about 5ms, but the fixed cost of policy evaluation is quite high (~13ms). The throughput with 2of3 and 3of3 policies is about the same (3,800 tps), which comes as a surprise since verification of only 2 endorsements should be enough for 2of3 policy (assuming all valid endorsements). It turns out that Fabric implementation always verifies all the endorsements of a transaction, irrespective of the policy. In contrast, the short-circuit evaluation in BMac architecture ensures only necessary number of endorsements are evaluated; the throughput of 49,200 tps with 2of3 policy is much higher than 25,800 tps of 3of3 policy. The much lower throughput with 3of3 policy is because each tx_vscc instance contains 2 ecdsa_engine instances which verify the first 2 endorsements in parallel and then start another cycle to verify the third endorsement, almost doubling vscc latency of each transaction.

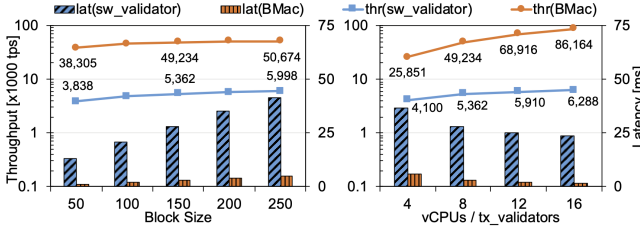


Figure 8: Drm benchmark results.

The BMac architecture is more sensitive to the number of verifications performed because an `ecdsa_engine` takes much longer (~145us per verification) than the rest of the operations (tens of us). However, we can leverage the adaptability of our architecture to customize BMac peer for the applications. Figure 7f compares two BMac architectures with about the same number of total `ecdsa_engine` instances in `tx_vsc`, but organized differently: 8x2 and 5x3 (5 `tx_validators` each with 3 instances of `ecdsa_engine` in `tx_vsc`). The 8x2 architecture outperforms by 52% for 2of3 policy, while the 5x3 architecture outperforms by 25% for 3of3 and 3of4 policies. Therefore, one should use 8x2 and 5x3 architectures for applications using 2ofN and 3ofN policies, respectively.

We also evaluated a complex endorsement policy “(Org1 & Org2) | (Org1 & Org4) | (Org2 & Org3) | (Org2 & Org4) | (Org3 & Org4)” which is almost but not exactly like 2of4 policy. From Figure 7f, the `sw_validator` peer throughput decreased significantly to ~2,700 tps because Fabric implementation evaluates all sub-expressions of a policy sequentially. In contrast, BMac architecture uses combinational circuits which inherently evaluate sub-expressions of a policy in parallel. Therefore, BMac throughput is almost the same as 2of4 policy. Note that the complex policy is more similar to 2of4 policy than 3of4 policy, therefore 8x2 architecture achieves better throughput than 5x3 architecture (49,200 tps vs. 32,300 tps).

Other Results. We modified `smallbank` application to include the functionality of split payment to n accounts, resulting in variable number of database reads and writes (rw). Figure 7g reports the results when database accesses are changed from 3rw to 13rw with 8 vCPUs/tx_validators and block size of 150. The BMac peer throughput remains the same (49,200 tps); although the latency of `tx_mvcc_commit` stage increased with more database accesses but it is still hidden by the latency of `tx_vsc`, which is the critical stage in our pipelined architecture. In contrast, the `sw_validator` peer throughput decreased by a total of 16%.

Figure 8 shows the results for `drm` application. The trends are similar to those for `smallbank`, so only a subset of the results is reported. The `sw_validator` achieved better throughput than that of `smallbank` because `drm` application has less number of database requests, which means faster `mvcc` and `commit` operations. The throughput of BMac peer is very similar to that of `smallbank` because the `mvcc` and `commit` operations are well-hidden by the `vsc` latency, which is about the same in both applications due to the same endorsement policy.

Resource	4x2	5x3	8x2	12x2	16x2
LUT / LUTRAM	20.9%	25.4%	28.5%	35.8%	43.3%
FF	6.9%	7.3%	8.0%	9.1%	10.3%
BRAM / URAM	13.1%	13.1%	13.1%	13.1%	13.1%

Table 1: Hardware utilization of BMac architectures.

Hardware Resource Utilization. Table 1 reports the utilization of different BMac architectures (4x2 means 4 `tx_validators` each with 2 instances of `ecdsa_engine` in `tx_vsc`) on Xilinx Alveo U250 accelerator card [40]. Even the largest BMac architecture 16x2 uses less than half of the FPGA resources. The utilization of GT, BUFG, MMCM and PCIe resources is 83.3%, 2.2%, 6.3% and 25% respectively, and is about the same for all architectures.

5 DISCUSSION

In this paper, we used an in-hardware key-value database, whose size is limited by the available FPGA resources. For real-life applications, a much larger database may be needed. One option is to use in-hardware database for small amount of actively accessed data, while keeping a persistent database on the host CPU. Several existing techniques [25, 30, 42] can be used to create such a setup.

Although we integrated BMac hardware with Fabric v1.4 LTS, our proposals are applicable to Fabric v2.2 LTS as well because the validation phase is fundamentally the same between these two versions. We did not consider private data collections in this paper. Since the validation phase does not need to access the contents of a private data collection, and treats its hashed key-value as any other key-value pair, we believe that private data collections can be supported with a relatively simple extension of our architecture. When newer chaincodes are installed in a Fabric network, the BMac peer must be restarted so it could be reprogrammed with an updated hardware architecture. One solution is to use partial reconfiguration to reprogram only the endorsement policy evaluator module without restarting the peer.

In our protocol, we did not propose or implement a retransmission scheme for lost packets. However, existing schemes such as Go-Back-N can be used as it has been used in RDMA over Ethernet [16]. Furthermore, if each section of a block cannot fit into the standard Ethernet frame, we can opt for larger Ethernet frames [31]. Like Gossip, our protocol can also be used by the lead peer to send blocks to other peers in its own organization. Since our protocol uses smaller blocks compared to Gossip, in future, we will explore its use with ledger commit to reduce block storage requirements.

6 RELATED WORK

In this section, we report the most relevant literature on improving Fabric peer performance. Readers are referred to [8, 12, 22, 34, 44] for benchmarking/tuning studies and [1] for consensus mechanism.

Many recent works have proposed optimizations to improve peer performance, which include parallel validation of transactions [15, 33, 34], caching unmarshaled blocks [15], pipelined execution of validation/commit operations [15, 23, 33], partial validation/commit of blocks [33], separating endorsement and validation phases [15], parallel/asynchronous state database and ledger commits [15, 22], and considering transaction conflicts during block creation/validation [14, 24, 29, 32]. All these optimizations are software-based, and hence are limited by the computational power of underlying general-purpose resources such as CPUs in multi-core servers. In contrast, we proposed a hardware/software co-designed peer, leveraging both CPUs and FPGA-based accelerator to deliver performance beyond the software-only wall. Note that some of these optimizations can be applied to our architecture to further improve

throughput, e.g., validation/commit of partial block from [33] can be implemented as a transaction filter in `tx_scheduler` module.

Our protocol reduces network bandwidth (not only for hardware but also for software implementations) by removing redundant identity certificates, which has not been explored before. Compared to [4], which optimized Gossip protocol to reduce its long tail propagation and improve its bandwidth utilization, our protocol focuses on faster transmission and decoding of blocks in hardware. The authors of [11, 27] proposed hardware-based protobuf decoders, while [43] proposed a protobuf-like messaging framework with associated hardware accelerators. However, just using hardware-based protobuf decoder is not enough due to the complex/layered structure of block in Fabric. The authors of [30] proposed an FPGA-based key-value store for a blockchain-based digital assets application. Unlike our work, [30] does not accelerate Fabric's validation phase which is much more than just database accesses.

7 CONCLUSION

We proposed Blockchain Machine which is a network-attached hardware accelerator with its own protocol to accelerate Hyperledger Fabric's validation phase. The Blockchain Machine is designed on the principles of efficient transfer and access of block data, and efficient verification and validation of its transactions. It can be adapted to the applications as different chaincode endorsement policies can be compiled into the hardware and the transaction-level pipeline is configurable according to the cryptographic workload of the endorsement policies. Our experiments illustrated that Blockchain Machine peer is capable of achieving high commit throughput (95,600 tps) and low block validation latency (5ms), and is adaptable and scalable (throughput ranging from 22,900 – 95,600 tps). The Blockchain Machine protocol removes repetitive identity certificates from block, which results in up to 5.3× reduction in block size and 30% improvement in block end-to-end transmission latency when compared to Fabric's Gossip protocol. Possible future works include scaling the in-hardware state database and upgrading to Fabric v2.2 LTS.

REFERENCES

- [1] Elli Androulaki, Artem Barger, Vita Bortnikov, Christian Cachin, Konstantinos Christidis, Angelo De Caro, David Enyeart, Christopher Ferris, Gennady Laventman, Yacov Manevich, Srinivasan Muralidharan, Chet Murthy, Binh Nguyen, Manish Sethi, Gari Singh, Keith Smith, Alessandro Sorniotti, Chrysoula Stathakopoulou, Marko Vukolić, Sharon Weed Cocco, and Jason Yellick. 2018. Hyperledger fabric. In *Proceedings of the Thirteenth EuroSys Conference*. <https://doi.org/10.1145/3190508.3190538>
- [2] Apache. 2019. Apache CouchDB. <http://couchdb.apache.org/>
- [3] Apache. 2019. Apache Kafka. <http://kafka.apache.org/>
- [4] Nicolae Berendea, Hugues Mercier, Emanuel Onica, and Etienne Riviere. 2020. Fair and Efficient Gossip in Hyperledger Fabric. In *40th International Conference on Distributed Computing Systems (ICDCS)*. <https://doi.org/10.1109/ICDCS47774.2020.00027>
- [5] Blockchain. 2020. Bitcoin Throughput. <https://blockchair.com/bitcoin/charts/transactions-per-second>
- [6] Blockchain. 2020. Ethereum Throughput. <https://blockchair.com/ethereum/charts/transactions-per-second>
- [7] Pat Bosshart, Dan Daly, Glen Gibb, Martin Izzard, Nick McKeown, Jennifer Rexford, Cole Schlesinger, Dan Talayco, Amin Vahdat, George Varghese, and David Walker. 2014. P4: Programming protocol-independent packet processors. *ACM SIGCOMM Computer Communication Review* (2014). <https://doi.org/10.1145/2656877.2656890>
- [8] Grant Chung, Luc Desrosiers, Manav Gupta, Andrew Sutton, Kaushik Venkatadri, Ontak Wong, and Goran Zugic. 2019. Performance Tuning and Scaling Enterprise Blockchain Applications. [arXiv:1912.11456](https://arxiv.org/abs/1912.11456) [http://arxiv.org/abs/1912.11456](https://arxiv.org/abs/1912.11456)
- [9] Consensus. 2020. Quorum. <https://consensus.net/quorum/>
- [10] Michael del Castillo. 2021. Forbes Blockchain 50 2021. <https://www.forbes.com/sites/michaeldelcastillo/2021/02/02/blockchain-50/?sh=58a32cb8231c>
- [11] Dionysios Diamantopoulos, Mitra Purandare, Burkhard Ringlein, and Christoph Hagleitner. 2020. PHRYCTORIA: A Messaging System for Transprecision OpenCAPI-attached FPGA Accelerators. In *2020 IEEE International Parallel and Distributed Processing Symposium Workshops (IPDPSW)*. <https://doi.org/10.1109/IPDPSW50202.2020.00023>
- [12] Tien Tuan Anh Dinh, Rui Liu, Meihui Zhang, Gang Chen, Beng Chin Ooi, and Ji Wang. 2018. Untangling Blockchain: A Data Processing View of Blockchain Systems. *IEEE Transactions on Knowledge and Data Engineering* (2018). <https://doi.org/10.1109/TKDE.2017.2781227>
- [13] Steven Ehrlich. 2021. Forbes Blockchain 50 - Inside the Class of 2021. <https://www.forbes.com/sites/stevenehrlich/2021/02/02/forbes-blockchain-50inside-the-class-of-2021/?sh=625268fca508>
- [14] Christian Gorenflo, Lukasz Golab, and Srinivasan Keshav. 2020. XOX Fabric: A hybrid approach to blockchain transaction execution. In *2020 IEEE International Conference on Blockchain and Cryptocurrency (ICBC)*. <https://doi.org/10.1109/ICBC48266.2020.9169478>
- [15] Christian Gorenflo, Stephen Lee, Lukasz Golab, and S. Keshav. 2019. FastFabric: Scaling Hyperledger Fabric to 20,000 Transactions per Second. In *2019 IEEE International Conference on Blockchain and Cryptocurrency (ICBC)*. <https://doi.org/10.1109/BLOC.2019.8751452>
- [16] Chuanxiong Guo, Haitao Wu, Zhong Deng, Gaurav Soni, Jianxi Ye, Jitu Padhye, and Marina Lipshteyn. 2016. RDMA over commodity ethernet at scale. In *Proceedings of the 2016 ACM SIGCOMM Conference*. <https://doi.org/10.1145/2934872.2934908>
- [17] Hyperledger. 2019. Hyperledger Caliper. <https://www.hyperledger.org/projects/caliper>
- [18] Hyperledger. 2019. Hyperledger Fabric. <https://www.hyperledger.org/projects/fabric>
- [19] Hyperledger. 2020. Hyperledger Caliper Benchmarks. <https://github.com/hyperledger/caliper-benchmarks>
- [20] Hyperledger. 2020. Hyperledger Fabric Performance Reports. <https://hyperledger.github.io/caliper-benchmarks/fabric/performance/>
- [21] ITU. 2002. ASN.1 Encoding Rules. <https://www.itu.int/ITU-T/studygroups/com17/languages/X.690-0207.pdf>
- [22] Haris Javaid, Chengchen Hu, and Gordon Brebner. 2019. Optimizing validation phase of hyperledger fabric. In *IEEE 27th International Symposium on Modeling, Analysis, and Simulation of Computer and Telecommunication Systems (MASCOTS)*. <https://doi.org/10.1109/MASCOTS.2019.00038>
- [23] Lucas Kuhring, Zsolt István, Alessandro Sorniotti, and Marko Vukolić. 2020. StreamChain: Rethinking Blockchain for Datacenters. [arXiv:1808.08406](https://arxiv.org/abs/1808.08406) [http://arxiv.org/abs/1808.08406](https://arxiv.org/abs/1808.08406)
- [24] Kyusang Lee, Changsuk Yoon, Kiwoon Sung, Nick Lincoln, Kangwuk Heo, Roman Vaculin, Robert Blessing-Hartley, Anthony O'Dowd, and Kyungsoon Kelly Um. 2019. Accelerating Throughput in Permissioned Blockchain Networks. Technical Report. Samsung and IBM. <https://github.com/nexledger/accelerator/>
- [25] Memcached. 2020. Memcached: High-Performance, Distributed Memory Object Caching System. <https://memcached.org/>
- [26] Diego Ongaro and John Ousterhout. 2014. In Search of an Understandable Consensus Algorithm. In *Proceedings of the 2014 USENIX Annual Technical Conference (ATC)*. <http://dl.acm.org/citation.cfm?id=2643634.2643666>
- [27] Dinesh Parimi, William Zhao, and Jerry Zhao. Retrieved March 1, 2021. *Data-center Tax Cuts: Improving WSC Efficiency Through Protocol Buffer Acceleration*. Technical Report. https://people.eecs.berkeley.edu/~kubitron/courses/cs262a-F19/projects/reports/project4_report_ver2.pdf
- [28] R3. 2019. Corda. <https://www.corda.net>
- [29] Pingcheng Ruan, Dumitrel Loghin, Quang Trung Ta, Meihui Zhang, Gang Chen, and Beng Chin Ooi. 2020. A Transactional Perspective on Execute-order-validate Blockchains. In *Proceedings of the ACM SIGMOD International Conference on Management of Data*. <https://doi.org/10.1145/3318464.3389693>
- [30] Yuma Sakakibara, Shin Morishima, Kohei Nakamura, and Hiroki Matsutani. 2018. A hardware-based caching system on FPGA NIC for Blockchain. *IEICE Transactions on Information and Systems* (2018). <https://doi.org/10.1587/transinf.2017EDP7290>
- [31] Amazon Web Services. 2021. Network maximum transmission unit (MTU) for your EC2 instance. https://docs.aws.amazon.com/AWSEC2/latest/UserGuide/network_mtu.html
- [32] Ankur Sharma, Felix Martin Schuhknecht, Divya Agrawal, and Jens Dittrich. 2019. Blurring the Lines between Blockchains and Database Systems: the Case of Hyperledger Fabric. In *Proceedings of the ACM SIGMOD International Conference on Management of Data*. <https://doi.org/10.1145/3299869.3319883>
- [33] Parth Thakkar and Senthil Nathan. 2021. Scaling hyperledger fabric using pipelined execution and sparse peers. [arXiv:2003.05113](https://arxiv.org/abs/2003.05113) <https://arxiv.org/abs/2003.05113>
- [34] Parth Thakkar, Senthil Nathan, and Balaji Vishwanathan. 2018. Performance Benchmarking and Optimizing Hyperledger Fabric Blockchain Platform. In *26th IEEE International Symposium on the Modeling, Analysis, and Simulation of Computer and Telecommunication Systems (MASCOTS)*. <https://doi.org/10.1109/>

- MASCOTS.2018.00034
- [35] Suryandaru Triandana. 2019. LevelDB in Go. <https://github.com/syndtr/goleveldb/>.
 - [36] Kenton Varda. 2008. *Protocol Buffers: Google's Data Interchange Format*. Technical Report. Google. <http://google-opensource.blogspot.com/2008/07/protocol-buffers-googles-data.html>
 - [37] VISA. 2017. VISA Fact Sheet. <https://www.visa.gr/dam/VCOM/download/corporate/media/visanet-technology/aboutvisafactsheet.pdf>
 - [38] Xilinx. 2020. Adaptable Acceleration for the Modern Data Center. <https://www.xilinx.com/applications/data-center.html>
 - [39] Xilinx. 2018. *UG1012 SDNet Packet Processor*. Technical Report. Xilinx.
 - [40] Xilinx. 2020. Xilinx Alveo. <https://www.xilinx.com/products/boards-and-kits/alveo.html>
 - [41] Xilinx. 2021. OpenNIC Project. <https://github.com/Xilinx/open-nic>
 - [42] Shuotao Xu, Sungjin Lee, Sang Woo Jun, Ming Liu, Jamey Hicks, and Arvind. 2016. BlueCache: A scalable distributed flash-based key-value store. *Proceedings of the VLDB Endowment* (2016). <https://doi.org/10.14778/3025111.3025113>
 - [43] Sizhuo Zhang and Derek Chiou. 2017. HGum : Messaging Framework for Hardware Accelerators. In *International Conference on ReConfigurable Computing and FPGAs (ReConFig)*. <https://doi.org/10.1109/RECONFIG.2017.8279799>
 - [44] Liang Zhu, Chao Chen, Zihao Su, Weiguang Chen, Tao Li, and Zhibin Yu. 2020. BBS: Micro-architecture benchmarking blockchain systems through machine learning and fuzzy set. In *IEEE International Symposium on High Performance Computer Architecture (HPCA)*. <https://doi.org/10.1109/HPCA47549.2020.00041>