

# Aligning Latent and Image Spaces to Connect the Unconnectable

Ivan Skorokhodov  
KAUST

iskorokhodov@gmail.com

Grigorii Sotnikov  
Gradient, HSE, Skoltech

gdsotnikov@edu.hse.ru

Mohamed Elhoseiny  
KAUST

mohamed.elhoseiny@kaust.edu.sa




Figure 1: Our method can generate infinite images of diverse and complex scenes that transition naturally from one into another. It does so without any conditioning and trains without any supervision from a dataset of unrelated square images.

## Abstract

*In this work, we develop a method to generate infinite high-resolution images with diverse and complex content. It is based on a perfectly equivariant generator with synchronous interpolations in the image and latent spaces. Latent codes, when sampled, are positioned on the coordinate grid, and each pixel is computed from an interpolation of the nearby style codes. We modify the AdaIN mechanism to work in such a setup and train the generator in an adversarial setting to produce images positioned between any two latent vectors. At test time, this allows for generating complex and diverse infinite images and connecting any two unrelated scenes into a single arbitrarily large panorama. Apart from that, we introduce LHQ: a new dataset of 90k high-resolution nature landscapes. We test the approach on LHQ, LSUN Tower and LSUN Bridge and outperform the baselines by at least 4 times in terms of quality and diversity of the produced infinite images. The project website is located at <https://universome.github.io/alis>.*

## 1. Introduction

Modern image generators are typically designed to synthesize pictures of some fixed size and aspect ratio. The

real world, however, continues outside the boundaries of any captured photograph, and so to match this behavior, several recent works develop architectures to produce infinitely large images [39, 13, 78], or images that partially extrapolate outside their boundary [34, 61, 78].

Most of the prior work on infinite image generation focused on the synthesis of homogeneous texture-like patterns [27, 5, 39] and did not explore the infinite generation of complex scenes, like nature or city landscapes. The critical challenge of generating such images compared to texture synthesis is making the produced frames globally consistent with one another: when a scene spans across several frames, they should all be conditioned on some shared information. To our knowledge, the existing works explored three ways to achieve this: 1) fit a separate model per scene, so the shared information is encoded in the model’s weights (e.g., [39, 56, 71, 14]); 2) condition the whole generation process on a global latent vector [78, 34, 61]; and 3) predict spatial latent codes autoregressively [13].

The first approach requires having a large-resolution photograph (like satellite images) and produces pictures whose variations in style and semantics are limited to the given imagery. The second solution can only perform some limited extrapolation since using a single global latent code cannot encompass the diversity of an infinite scenery (as

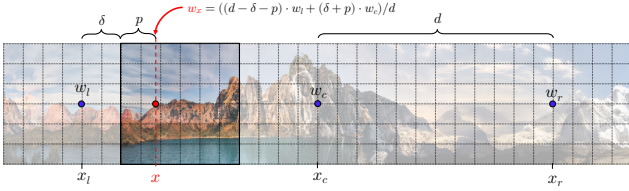


Figure 2: Illustration of our alignment procedure. We position initial latent codes (*anchors*) on the 2D coordinate space and compute latent code  $w_x$  for each position  $x$  as a linear interpolation between its two neighboring anchors.

also confirmed by our experiments). The third approach is the most recent and principled one, but the autoregressive inference is dramatically slow [19]: generating a single  $256^2$  image with [13]’s method takes us  $\sim 10$  seconds on a single V100 GPU.

This work, like [13], also seeks to build a model with global consistency and diversity in its generation process. However, in contrast to [13], we attack the problem from a different angle. Instead of slowly generating *local* latent codes autoregressively (to make them coherent with one another), we produce several *global* latent codes independently and train the generator to connect them.

We build on top of the recently proposed coordinate-based decoders that produce images based on pixels’ coordinate locations [38, 34, 61, 2, 8] and develop the above idea in the following way. Latent codes, when sampled, are positioned on the 2D coordinate space — they constitute the “anchors” of the generation process. Next, each image patch is computed independently from the rest of the image, and the latent vector used for its generation is produced by linear interpolation between nearby anchors. If the distance  $d \in \mathbb{R}$  between the anchors is sufficiently large, they cover large regions of space with the common global context and make the neighboring frames in these regions be semantically coherent. This idea of aligning latent and image spaces (ALIS) is illustrated in Figure 2.

Our model is GAN-based [18] and the generator is trained to produce plausible images from any position in space. This is in high contrast to existing coordinate-based approaches that generate samples only from  $[0, 1]^2$  coordinates area, which constitutes a single frame size. To make the model generalize to any position in space, we do not input global coordinates information. Instead, we input only its position relative to the neighboring anchors, which, in turn, could be located arbitrarily on the  $x$ -axis.

We utilize StyleGAN2 architecture [31] for our method and modify only its generator component. Originally, StyleGAN2 passes latent vectors into the decoder by modulating and demodulating convolutional weights, an adjustment of adaptive instance normalization layer (AdaIN) [25]. For our generator, we adjust AdaIN differently to make it

work with the coordinate-based latent vectors and develop Spatially-Aligned AdaIN (SA-AdaIN), described in Sec 3. Our model is trained in a completely unsupervised way from a dataset of unrelated square image crops, i.e. it never sees full panorama images or even different parts of the same panorama during training. By training it to produce realistic images located between arbitrary anchors describing different content (for example, mountains and a forest), it learns to connect unrelated scenes into a single panorama. This task can be seen as learning to generate camera transitions between two viewpoints located at semantically very different locations.

We test our approach on several LSUN categories and Landscapes HQ (LHQ): a new dataset consisting of 90k high-resolution nature landscape images that we introduce in this work. We outperform the existing baselines for all the datasets in terms of infinite image quality by at least 4 times and at least 30% in generation speed.

## 2. Related work

**GANs.** During the past few years, GAN-based models achieved photo-realistic quality in 2D image generation [18, 6, 31]. Much work has been done to design better optimization objectives [4, 20, 33] and regularization schemes [46, 42, 43, 73], make the training more compute [23, 15, 3] and data [29, 75] efficient and develop robust evaluation metrics [24, 58, 76, 57]. Compared to VAEs [32], GANs do not provide a ready-to-use encoder. Thus much work has been devoted to either training a separate encoder component [54, 53] or designing procedures of embedding images into the generator’s latent space [1, 41].

**Coordinates conditioning.** Coordinates conditioning is the most popular among the NeRF-based [45, 40] and occupancy-modeling [44, 9, 35] methods. [48, 7, 59] trained a coordinate-based generator that models a volume which is then rendered and passed to a discriminator. However, several recent works demonstrated that providing positional information can help the 2D world as well. For example, it can improve the performance on several benchmarks [38, 2] and lead to the emergence of some attractive properties like extrapolation [34, 61] or super-resolution [61, 8]. An important question in designing coordinate-based methods is how to embed positional information into a model [68, 17]. Most of the works rely either on raw coordinates [38, 78] or periodic embeddings with log-linearly distributed frequencies [45]. [60, 63] recently showed that using Gaussian distributed frequencies is a more principled approach. [51] developed a progressive growing technique for positional embeddings.

**Infinite image generation.** Existing works on infinite image generation mainly consider the generation of only texture-like and pattern-like images [27, 5, 14, 39, 55], making it similar to procedural generation [50, 47]. SinGAN

[56] learn a GAN model from a single image and is able to produce its (potentially unbounded) variations. Generating infinite images with diverse, complex and globally coherent content is a more intricate task since one needs to seamlessly stitch both local and global features. Several recent works advanced on this problem by producing images with non-fixed aspect ratios [78, 13] and could be employed for the infinite generation. LocoGAN [78] used a single global latent code to produce an image to make the generation globally coherent, but using a *single* global code leads to content saturation (as we show in Sec 5). Taming Transformers (TT) [13] proposed to generate global codes autoregressively with Transformer [68], but since their decoder uses GroupNorm [70] under the hood, the infinite generation is constrained by the GPU memory at one’s disposal (see Appendix E for the details). [36] proposes both a model and a dataset to generate from a single RGB frame a sequence of images along a camera trajectory. Our approach shares some resemblance to image stitching [62] but intends to generate *an entire scene* that lies between the given two images instead of concatenating two existing pictures into a single one without seams. [28] constructed an infinite image by performing image retrieval + stitching from a vast image collection.

**Image extrapolation.** Another close line of research is image extrapolation (or image “outpainting” [72, 67]), i.e., predicting the surrounding context of an image given only its part. The latest approaches in this field rely on using GANs to predict an outlying image patch [21, 64, 69]. The fundamental difference of these methods compared to our problem design is the reliance on an input image as a starting point of the generation process.

**Adaptive Normalization.** Instance-based normalization techniques were initially developed in the style transfer literature [16]. Instance Normalization [65] was proposed to improve feed-forward style transfer [66] by replacing content image statistics with the style image ones. CIN [12] learned separate scaling and shifting parameters for each style. AdaIN [25] developed the idea further and used shift and scaling values produced by a separate module to perform style transfer from an arbitrary image. Similar to StyleGAN [30], our architecture uses AdaIN [25, 65] to input latent information to the decoder. Many techniques have been developed to reconsider AdaIN for different needs. [31] observed that using AdaIN inside the generator leads to blob artifacts and replaced it with a hypernetwork-based [22] weights modulation. [52] proposed to denormalize activations using embeddings extracted from a semantic mask. [77] modified their approach by producing separate style codes for each semantic class and applied them on a per-region basis. [37] performed few-shot image-to-image translation from a given source domain via a mapping determined by the target’s domain style space. In our case, we

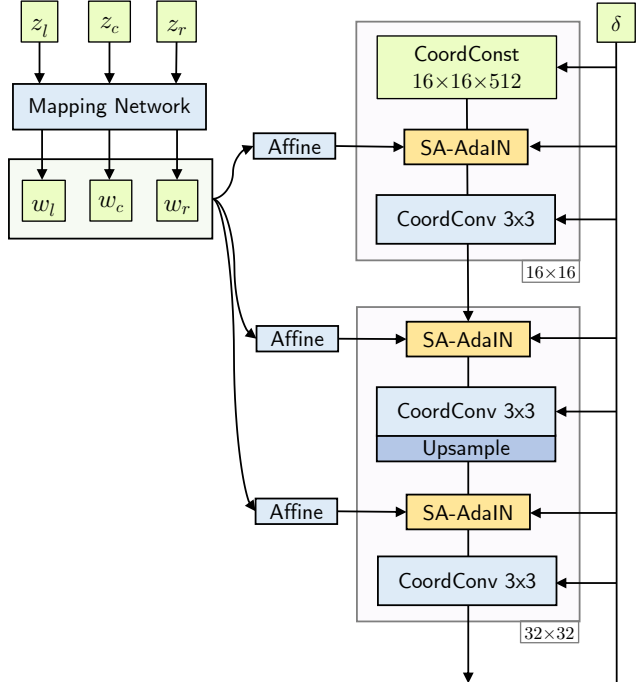


Figure 3: Illustration of our proposed generator. In this illustration, we omit some standard StyleGAN2 layers that are not essential for our architecture to not clutter the exposition. The full architecture is provided in Appendix B. CoordConst and CoordConv3x3 are analogs of StyleGAN2’s Const and Conv3x3 blocks, but with coordinates embeddings concatenated to the hidden representations.

do not use shifts and compute the scale weights by interpolating nearby latent codes using their coordinate positions instead of using global ones for the whole image as is done in the traditional AdaIN.

**Equivariant models.** [74] added averaging operation to a convolutional block to improve its invariance/equivariance to shifts. [49] explored natural equivariance properties inside the existing classifiers. [11] developed a convolutional module equivariant to sphere rotations, and [10] generalized this idea to other symmetries. In our case, we manually construct a model to be equivariant to shifts in the coordinate space.

### 3. Method

We build upon StyleGAN2 [31] architecture and modify only its generator G as illustrated in Fig 3. All the other components, including discriminator D, the loss terms, and the optimization procedure, are left untouched.

To produce an image with our generator, we first need to sample *anchors*: latent codes that define the context in the space region in which the image is located. In this work, we consider only horizontal infinite image generation. Thus



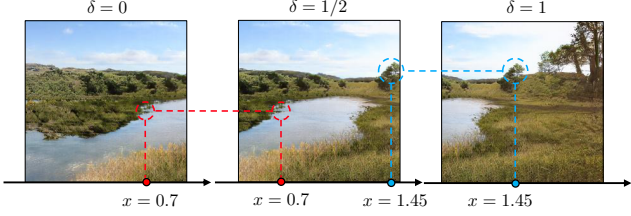


Figure 4: Our generator has the equivariance property by construction: we depict three samples with the coordinate shifts of 0, 1/2 and 1, respectively, and this makes the resulted output move accordingly. As highlighted by dash circles, pixel values are equal when their coordinates are equal (up to numerical precision) for different samples. Samples remain of the same quality and diversity for any shift  $s \in (-\infty, \infty)$ .

we need only three anchors to define the context: left anchor  $w_l$ , center anchor  $w_c$  and right anchor  $w_r$ . Following StyleGAN2, we produce a latent code  $w$  with the mapping network  $w \sim F(z)$  where  $z \sim \mathcal{N}(0, I_{d_z})$ .

To generate an image, we first need to define its location in space. It is defined relative to the left anchor  $w_l$  by a position of its left border  $\delta \in [0, 2 \cdot d - W]$ , where  $d$  is the distance between anchors and  $W$  is the frame width. In this way,  $\delta$  gives flexibility to position the image anywhere between  $w_l$  and  $w_r$  anchors in such a way that it lies entirely inside the region controlled by the anchors. During training,  $w_l, w_c, w_r$  are positioned in the locations  $-d, 0, d$  respectively along the  $x$ -axis and  $\delta$  is sampled randomly. At test time, we position anchors  $w_i$  at positions  $0, d, 2d, 3d, \dots$  and move with the step size of  $\delta = W$  along the  $x$ -axis while generating new images. This is illustrated in Figure 5.

Traditional StyleGAN2 inputs a latent code into the decoder via an AdaIN-like [25] weight demodulation mechanism, which is not suited for our setup since we use different latent codes depending on a feature coordinate position. This forces us to modify it into Spatially-Aligned AdaIN (SA-AdaIN), which we describe in Sec 3.2.

Our generator architecture is coordinate-based and, inspired by [34], we generate an image as 16 independent vertical patches, which are then concatenated together (see B for the illustration). Independent generation is needed to make the generator learn how to stitch nearby patches using the coordinates information: at test-time, it will be stitching together an infinite amount of them. Such a design also gives rise to an attractive property: spatial equivariance, that we illustrate in Figure 4. It arises from the fact that each patch does not depend on nearby patches, but only on the anchors  $w_l, w_c, w_r$  and its relative coordinates position  $\delta$ .

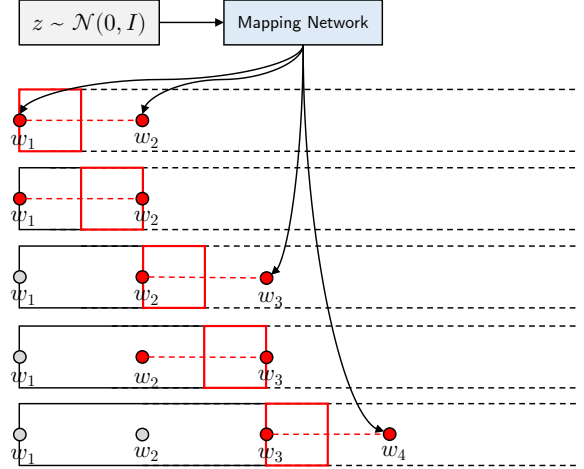


Figure 5: Inference process of our model at test time for  $d = 2W$  (i.e. the distance between anchors is twice larger than the frame width). We sample new anchors  $w_i$  on the fly at positions  $0, d, 2d, 3d, \dots$ . Since only relative positional information is provided to the decoder, we can decode images at any location  $x \in (-\infty, \infty)$ .

### 3.1. Aligning Latent and Image Spaces

The core idea of our model is positioning *global* latent codes (*anchors*) on the image coordinates grid and slowly varying them with linear interpolation while moving along the plane. In this way, interpolation between the latent codes can be seen as the camera translation between two unrelated scenes corresponding to different independent anchors. We call those anchors *global* because each one of them influences many frames. The idea for 1D alignment (i.e., where we move only along a single axis) is illustrated on Figure 2.

Imagine that we need to generate a pixel or intermediate feature value  $v$  at position  $(x, y) \in \mathbb{R}^2$ . A traditional generator would produce a latent code  $w$  and generate the value based on it:  $v(x, y) = G(x, y; w)$ . But in our case, we make the latent code be dependent on  $x$  (it's trivial to generalize it to be dependent on both  $x$  and  $y$ ):

$$v(x, y) = G(x, y; w_x), \quad (1)$$

where  $w_x$  is computed as a linear interpolation between the nearby anchors  $w_a$  and  $w_b$  at positions  $a, b \in \mathbb{R}$ :

$$w_x = \alpha w_a + (1 - \alpha) w_b, \quad (2)$$

and  $\alpha$  is the normalized distance from  $x$  to  $b$ :  $\alpha = (b - x)/(b - a)$ .

In this way, latent and image spaces become aligned with one another: any movement in the coordinate space spurs movement in the latent space and vice versa. By training



G to produce images in the interpolated regions, it implicitly learns to connect  $w_a$  and  $w_b$  with realistic inter-scene frames. At test time, this allows us to connect any two independent  $w_a$  and  $w_b$  into a single panorama by generating in-between frames, as can be seen in Figure 1.

### 3.2. Spatially Aligned AdaIN (SA-AdaIN)

Our G architecture is based on StyleGAN2’s generator, which uses an AdaIN-like mechanism of modulating the decoder’s convolutional weights. This mechanism is not suited for our setup since one cannot make convolutional weights be dependent on the coordinate position efficiently. That is why we develop a specialized AdaIN variation that can be implemented efficiently on modern hardware.

Classical AdaIN [25] works the following way: given an input  $\mathbf{h} \in \mathbb{R}^{c \times s^2}$  of resolution  $s^2$  (for simplicity, we consider it to be square), it first normalizes it across spatial dimensions and then rescales and shifts with parameters  $\gamma, \beta \in \mathbb{R}^c$ :

$$\text{AdaIN}(\mathbf{h}, \gamma, \beta) = \gamma \cdot \frac{\mathbf{h} - \boldsymbol{\mu}(\mathbf{h})}{\boldsymbol{\sigma}(\mathbf{h})} + \beta \quad (3)$$

where  $\boldsymbol{\mu}(\mathbf{h}), \boldsymbol{\sigma}(\mathbf{h}) \in \mathbb{R}^c$  are mean and standard deviation computed across the spatial axes and all the operations are applied element-wise. It was recently shown that the performance does not degrade when one removes the shifting [31]:

$$\text{AdaIN}'(\mathbf{h}, \gamma) = \gamma \cdot \mathbf{h} / \boldsymbol{\sigma}(\mathbf{h}) \quad (4)$$

thus we build on top of this simplified version of AdaIN.

Our Spatially-Aligned AdaIN (SA-AdaIN) is an analog of AdaIN’ for a scenario where latent and image spaces are aligned with one other (as described in Sec 3.1), i.e. where the latent code is different depending on the coordinate position we compute it in. This section describes it for 1D-case, i.e., when the latent code changes only across the horizontal axis, but our exposition can be easily generalized to the 2D case (actually, for any  $N$ -D).

While generating an image, ALIS framework uses  $w_l, w_c$  and  $w_r$  to compute the interpolations  $w_x$  for the required positions  $x$ . However, following StyleGAN2, we input to the convolutional layers not the “raw” latent codes  $w$ , but style vectors  $\gamma$  obtained through an affine transform  $\gamma = \mathbf{A}^\ell w + \mathbf{b}^\ell$  where  $\ell$  denotes the layer index. Since a linear interpolation and an affine transform are interchangeable, from the performance considerations we first compute  $\gamma_l, \gamma_c, \gamma_r$  from  $w_l, w_c, w_r$  and then compute the interpolated style vectors  $\gamma_x$  instead of interpolating  $w_l, w_c, w_r$  into  $w_x$  immediately.

SA-AdaIN works the following way. Given anchor style vectors  $\gamma_l, \gamma_c, \gamma_r$ , image offset  $\delta$ , distance  $d$  between the anchors and the resolution of the hidden representation  $s$ , it first computes the grid of interpolated styles  $\Gamma =$

$[\gamma_1, \gamma_2, \dots, \gamma_s] \in \mathbb{R}^{s \times c}$ , where:

$$\gamma_k = \begin{cases} \frac{d-\delta-k/s}{d} \gamma_l + \frac{\delta+k/s}{d} \gamma_c, & \text{if } \delta + k/s > d \\ \frac{2d-\delta-k/s}{d} \gamma_c + \frac{\delta+k/s-d}{d} \gamma_r, & \text{otherwise} \end{cases} \quad (5)$$

This formulation assumes that anchors  $\gamma_l, \gamma_c, \gamma_r$  are located at positions  $-d, 0, d$  respectively.

Then, just like AdaIN’, it normalizes  $\mathbf{h}$  to obtain  $\tilde{\mathbf{h}} = \mathbf{h} / \boldsymbol{\sigma}(\mathbf{h})$ . After that, it element-wise multiplies  $\Gamma$  and  $\tilde{\mathbf{h}}$ , broadcasting the values along the vertical positions:

$$[\text{SA-AdaIN}(\mathbf{x}, \gamma_l, \gamma_c, \gamma_r, \delta)]_k = \gamma_k \cdot [\tilde{\mathbf{h}} / \boldsymbol{\sigma}(\mathbf{h})]_k, \quad (6)$$

where we denote by  $[\cdot]_k$  the  $k$ -th vertical patch of a variable of size  $s \times 1 \times c$ . Note that since our G produces images in a patch-wise fashion, we normalize across patches instead of the full images. Otherwise, it will break the equivariance and lead to seams between nearby frames.

SA-AdaIN is illustrated in Figure 6.

### 3.3. Which datasets are “connectable”?

As mentioned in [13], to generate arbitrarily-sized images, we want the data statistics to be invariant to their spatial location in an image. This means that given an image patch, one should be unable to confidently predict which part of an image it comes from. However, many datasets either do not have this property (like FFHQ [30]) or have it only for a small number of images. To check if images in a given dataset have spatially invariant statistics and to extract a subset of such images, we developed the following simple procedure. Given a dataset, we train a classifier on its patches to predict what part of an image a patch is coming from. If a classifier cannot do this easily (i.e., it has low accuracy for such predictions), then the dataset does have spatially invariant statistics. To extract a subset of such good images, we measure this classifier’s confidence on each image and select those for which its confidence is low. This procedure is discussed in details in Appendix C.

## 4. Landscapes HQ dataset

We introduce Landscapes HQ (LHQ): a dataset of 90k high-resolution ( $\geq 1024^2$ ) nature landscapes that we crawled and preprocessed from two sources: Unsplash (60k) and Flickr (30k). We downloaded 500k of images in total using a list of manually constructed 450 search queries and then filtered it out using a blacklist of 320 image tags. After that, we ran a pretrained Mask R-CNN to remove the pictures that likely contain objects on them. As a result, we obtained a dataset of 91,693 high-resolution images. The details are described in Appendix D.

## 5. Experiments

**Datasets.** We test our model on 4 datasets: LSUN Tower 256<sup>2</sup>, LSUN Bridge 256<sup>2</sup> and LHQ 256<sup>2</sup> (see Sec 4). We

Table 1: Scores for different models on different datasets in terms of FID and  $\infty$ -FID. “N/A” denotes “not-applicable”.

Method	Bridge 256 <sup>2</sup>		Tower 256 <sup>2</sup>		Landscapes 256 <sup>2</sup>		Speed	#params
	FID	$\infty$ -FID	FID	$\infty$ -FID	FID	$\infty$ -FID		
Taming Transformers [13]	56.06	58.27	50.16	51.32	61.95	64.3	9981 ms/img	377M
LocoGAN [78]+SG2+Fourier	9.02	264.7	8.36	381.1	7.82	211.2	74.7 ms/img	53.7M
ALIS (ours)	10.24	10.79	8.83	8.99	10.48	10.64	53.9 ms/img	48.3M
w/o coordinates	13.21	13.92	10.32	10.17	12.63	13.07	46.8 ms/img	47.1M
StyleGAN2 (config-e)	7.33	N/A	6.75	N/A	3.94	N/A	32.4 ms/img	47.1M

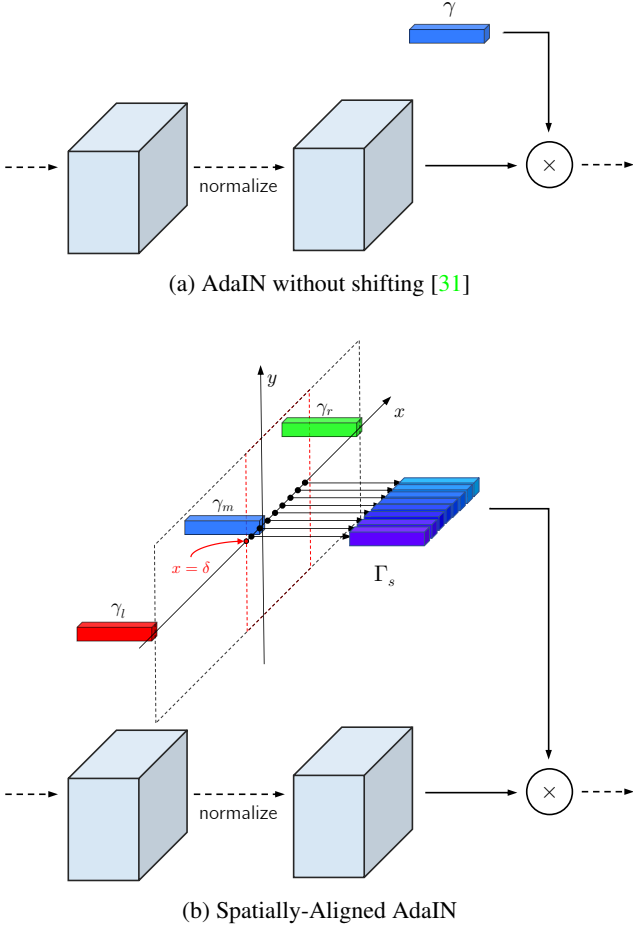


Figure 6: Top: AdaIN [25] without shifting (as explored in [31]). Bottom: Spatially-Aligned AdaIN (SA-AdaIN). Style vectors  $\gamma_\ell, \gamma_c, \gamma_r$  are positioned on the 2D coordinate space and we compute a style vector in each location as a linear interpolation between its neighbors. For both AdaIN and SA-AdaIN, we broadcast styles’ dimensions in the multiplication operation to match the input tensor shape.


preprocessed each dataset with the procedure described in Algorithm 1 in Appendix C to extract a subset of data with (approximately) spatially invariant statistics. We emphasize that we focus on infinite horizontal generation, but

the framework is easily generalizable for the joint vertical+horizontal infinite generation. We also train ALIS on LHQ 1024<sup>2</sup> to test how it scales to high resolutions.

**Evaluation.** We use two metrics to compare the methods: a popular FID measure [24] and our additionally proposed  $\infty$ -FID, which is used to measure the quality and diversity of an “infinite” image. It is computed in the following way. For a model with the output frame size of 256<sup>2</sup>, we first generate a very wide image of size 256 × (50000 · 256). Then, we slice it into 50000 frames of size 256<sup>2</sup> without overlaps or gaps and compute FID between the real dataset and those sliced frames. We also compute a total number of parameters and inference speed of the generator module for each baseline. Inference speed is computed as a speed to generate a *single* frame of size 256<sup>2</sup> on Nvidia V100 GPU.

**Baselines.** For our main baselines, we use two methods: Taming Transformers (TT) [13] and LocoGAN [78]. For LocoGAN, since by default it is a small model (5.5M parameters vs  $\approx$ 50M parameters in StyleGAN2) and does not employ any StyleGAN2 tricks that boost the performance (like style mixing, equalized learning rate, skip/resnet connections, noise injection, normalizations, etc.) we reimplemented it on top of the StyleGAN2 code to make the comparison fair. We also replaced raw coordinates conditioning with Fourier positional embeddings since raw coordinates do not work for  $(-\infty, \infty)$  range and were recently shown to be inferior [60, 63, 61, 2]. We called this model LocoGAN+SG2+Fourier. Besides the methods for infinite image generation, we compute the performance of the traditional StyleGAN2 as a lower bound on the possible image generation quality on a given dataset.

Each model was trained on 4 v100 GPUs for 2.5 days, except for TT, which was trained for 5 days since it is a two-stage model: 2.5 days for VQGAN and then 2.5 days for Transformer. For TT, we used the official implementation with the default hyperparameters setup for unconditional generation training. See Appendix E for the detailed remarks on the comparison to TT. For StyleGAN2-based models, we used config-e setup (i.e. half-sized high-resolution layers) from the original paper [31]. We used precisely the same training settings (loss terms, optimizer parameters, etc.) as the original StyleGAN2 model.



(a) Taming Transformers [13] for *unconditional* generation (the original paper mainly focused on the conditional generation from semantic masks/depth maps/etc).



(b) LocoGAN [78] in the StyleGAN2 [31] framework + Fourier positional embeddings [60, 63]



(c) ALIS (ours)

Figure 7: Qualitative comparison between different methods on LHQ and LSUN Tower. More samples are in Appendix F.

**Ablations.** We also ablate the model in terms of how vital the coordinates information is and how distance between anchors influences generation. For the first part, we replace all `COORD*` modules with their non-coord-conditioned counterparts. For the second kind of ablations, we vary the distance between the anchors in the coordinate

space for values  $d = 1, 2, 4, 8$ . This distance can also be understood as an aspect ratio of a single scene.

**Results.** The main results are presented in Table 1, and we provide the qualitative comparison on Figure 7. To measure  $\infty$ -FID for TT, we had to simplify the procedure since it relies on GroupNorm in its decoder and generated



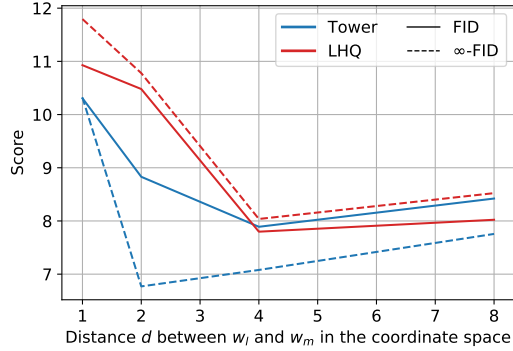


Figure 8: Varying distance  $d$  between the anchors for LSUN Tower and LHQ datasets. Larger distance leads to better per-frame image quality, but produces repetitions artifacts as depicted on Figure 10.




Figure 9: Failure cases of our method: 1) top 2 rows — connecting too different anchors (like close-by water and far-away mountains); and 2) bottom 2 rows — content repetitions (which arise due to the usage of periodic positional embeddings [63, 60]).



Figure 10: A problem of using large distance  $d$  between the anchors (in the above case, model was trained with  $d = 16$ ). Though it improves per-frame image quality, the model starts repeating itself during the generation process.

500 images of width  $256 \times 100$  instead of a single image of width  $256 \times 50000$ . We emphasize, that it is an *easier* setup and elaborate on this in Appendix E. Note also, that the TT paper [13] mainly focused on *conditional* im-



Figure 11: ALIS allows to resample any part of an image without breaking its “connectivity”: frames are still consistent both locally and globally.

age generation from semantic masks/depths maps/class information/etc, that’s why the visual quality of TT’s samples is lower for our *unconditional* setup.

The  $\infty$ -FID scores on Table 1 demonstrate that our proposed approach achieves state-of-the-art performance in the generation of infinite images. For the traditional FID measured on independent frames, its performance is on par with LocoGAN. However, the latter completely diverges in terms of infinite image generation because spatial noise does not provide global variability, which is needed to generate diverse scenes. Moreover, we noticed that LocoGAN has learned to ignore spatial noise injection [30] to make it easier for the decoder to stitch nearby patches, which shuts off its only source of scene variability. For the model without coordinates conditioning, image quality drops: visually, they become blurry (see Appendix F) since it is harder for the model to distinguish small shifts in the coordinate space. When increasing the coordinate distance between anchors (the width of an image equals 1 coordinate unit), traditional FID improves. However, this leads to repetitious generation, as illustrated in Figure 10. It happens due to short periods of the periodic coordinate embeddings and anchors changing too slowly in the latent space. When most of the positional embeddings complete their cycle, the model has not received enough update from the anchors’ movement and thus starts repeating its generation. The model trained on  $1024^2$  crops of LHQ achieves FID/ $\infty$ -FID scores of 10.11/10.53 respectively and we illustrate its samples in Figure 1 and Appendix F.

As depicted in Figure 9, our model has two failure modes: sampling of *too* unrelated anchors and repetitious generation. The first issue could be alleviated at test-time by using different sampling schemes like truncation trick [6, 31] or clustering the latent codes. A more principled approach would be to combine autoregressive inference of TT

[13] with our ideas, which we leave for future work.

One of our model’s exciting properties is the ability to replace or swap any two parts of an image without breaking neither its local nor global consistency. It is illustrated in Figure 11 where we resample different regions of the same landscape. For it, the middle parts are changing, while the corner ones remain the same.

## 6. Conclusion

In this work, we proposed an idea of aligning the latent and image spaces and employed it to build a state-of-the-art model for infinite image generation. We additionally proposed a helpful  $\infty$ -FID metric and a simple procedure to extract from any dataset a subset of images with approximately spatially invariant statistics. Finally, we introduced LHQ: a novel computer vision dataset consisting of 90k high-resolution nature landscapes.

## References

- [1] Rameen Abdal, Yipeng Qin, and Peter Wonka. Image2stylegan: How to embed images into the stylegan latent space? In *Proceedings of the IEEE/CVF International Conference on Computer Vision*, pages 4432–4441, 2019. 2
- [2] Ivan Anokhin, Kirill Demochkin, Taras Khakhulin, Gleb Sterkin, Victor Lempitsky, and Denis Korzhenkov. Image generators with conditionally-independent pixel synthesis. *arXiv preprint arXiv:2011.13775*, 2020. 2, 6, 14, 15
- [3] Anonymous. Towards faster and stabilized {gan} training for high-fidelity few-shot image synthesis. In *Submitted to International Conference on Learning Representations*, 2021. under review. 2
- [4] Martin Arjovsky, Soumith Chintala, and Léon Bottou. Wasserstein generative adversarial networks. In *International conference on machine learning*, pages 214–223. PMLR, 2017. 2
- [5] Urs Bergmann, Nikolay Jetchev, and Roland Vollgraf. Learning texture manifolds with the periodic spatial gan. *arXiv preprint arXiv:1705.06566*, 2017. 1, 2, 13, 14, 15
- [6] Andrew Brock, Jeff Donahue, and Karen Simonyan. Large scale gan training for high fidelity natural image synthesis. *arXiv preprint arXiv:1809.11096*, 2018. 2, 8
- [7] Eric R Chan, Marco Monteiro, Petr Kellnhofer, Jiajun Wu, and Gordon Wetzstein. pi-gan: Periodic implicit generative adversarial networks for 3d-aware image synthesis. *arXiv preprint arXiv:2012.00926*, 2020. 2
- [8] Yinbo Chen, Sifei Liu, and Xiaolong Wang. Learning continuous image representation with local implicit image function. *arXiv preprint arXiv:2012.09161*, 2020. 2
- [9] Zhiqin Chen and Hao Zhang. Learning implicit fields for generative shape modeling. In *Proceedings of the IEEE/CVF Conference on Computer Vision and Pattern Recognition*, pages 5939–5948, 2019. 2
- [10] Taco Cohen, Maurice Weiler, Berkay Kicanaoglu, and Max Welling. Gauge equivariant convolutional networks and the icosahedral cnn. In *International Conference on Machine Learning*, pages 1321–1330. PMLR, 2019. 3
- [11] Taco S Cohen, Mario Geiger, Jonas Köhler, and Max Welling. Spherical cnns. *arXiv preprint arXiv:1801.10130*, 2018. 3
- [12] Vincent Dumoulin, Jonathon Shlens, and Manjunath Kudlur. A learned representation for artistic style. *arXiv preprint arXiv:1610.07629*, 2016. 3
- [13] Patrick Esser, Robin Rombach, and Björn Ommer. Taming transformers for high-resolution image synthesis, 2020. 1, 2, 3, 5, 6, 7, 8, 9, 12, 13, 14, 15, 18, 20, 21
- [14] Anna Frühstück, Ibraheem Alhashim, and Peter Wonka. Tilegan: synthesis of large-scale non-homogeneous textures. *ACM Transactions on Graphics (TOG)*, 38(4):1–11, 2019. 1, 2, 13
- [15] Rinon Gal, Dana Cohen, Amit Bermano, and Daniel Cohen-Or. Swagan: A style-based wavelet-driven generative model. *arXiv preprint arXiv:2102.06108*, 2021. 2
- [16] Leon A Gatys, Alexander S Ecker, and Matthias Bethge. Image style transfer using convolutional neural networks. In *Proceedings of the IEEE conference on computer vision and pattern recognition*, pages 2414–2423, 2016. 3
- [17] Jonas Gehring, Michael Auli, David Grangier, Denis Yarats, and Yann N Dauphin. Convolutional sequence to sequence learning. In *International Conference on Machine Learning*, pages 1243–1252. PMLR, 2017. 2
- [18] Ian J Goodfellow, Jean Pouget-Abadie, Mehdi Mirza, Bing Xu, David Warde-Farley, Sherjil Ozair, Aaron Courville, and Yoshua Bengio. Generative adversarial networks. *arXiv preprint arXiv:1406.2661*, 2014. 2
- [19] Jiatao Gu, James Bradbury, Caiming Xiong, Victor OK Li, and Richard Socher. Non-autoregressive neural machine translation. *arXiv preprint arXiv:1711.02281*, 2017. 2
- [20] Ishaan Gulrajani, Faruk Ahmed, Martin Arjovsky, Vincent Dumoulin, and Aaron Courville. Improved training of wasserstein gans. *arXiv preprint arXiv:1704.00028*, 2017. 2
- [21] Dongsheng Guo, Hongzhi Liu, Haoru Zhao, Yunhao Cheng, Qingwei Song, Zhaorui Gu, Haiyong Zheng, and Bing Zheng. Spiral generative network for image extrapolation. In *European Conference on Computer Vision*, pages 701–717. Springer, 2020. 3
- [22] David Ha, Andrew Dai, and Quoc V Le. Hypernetworks. *arXiv preprint arXiv:1609.09106*, 2016. 3
- [23] Seungwook Han, Akash Srivastava, Cole Hurwitz, Prasanna Sattigeri, and David D Cox. not-so-biggan: Generating high-fidelity images on a small compute budget. *arXiv preprint arXiv:2009.04433*, 2020. 2
- [24] Martin Heusel, Hubert Ramsauer, Thomas Unterthiner, Bernhard Nessler, and Sepp Hochreiter. Gans trained by a two time-scale update rule converge to a local nash equilibrium. *arXiv preprint arXiv:1706.08500*, 2017. 2, 6
- [25] Xun Huang and Serge Belongie. Arbitrary style transfer in real-time with adaptive instance normalization. In *Proceedings of the IEEE International Conference on Computer Vision*, pages 1501–1510, 2017. 2, 3, 4, 5, 6

- [26] Sergey Ioffe and Christian Szegedy. Batch normalization: Accelerating deep network training by reducing internal covariate shift. In *International conference on machine learning*, pages 448–456. PMLR, 2015. 18
- [27] Nikolay Jetchev, Urs Bergmann, and Roland Vollgraf. Texture synthesis with spatial generative adversarial networks. *arXiv preprint arXiv:1611.08207*, 2016. 1, 2, 13, 14, 15
- [28] Biliana Kaneva, Josef Sivic, Antonio Torralba, Shai Avidan, and William T Freeman. Infinite images: Creating and exploring a large photorealistic virtual space. *Proceedings of the IEEE*, 98(8):1391–1407, 2010. 3
- [29] Tero Karras, Miika Aittala, Janne Hellsten, Samuli Laine, Jaakko Lehtinen, and Timo Aila. Training generative adversarial networks with limited data. In *Proc. NeurIPS*, 2020. 2, 14
- [30] Tero Karras, Samuli Laine, and Timo Aila. A style-based generator architecture for generative adversarial networks. In *Proceedings of the IEEE/CVF Conference on Computer Vision and Pattern Recognition*, pages 4401–4410, 2019. 3, 5, 8
- [31] Tero Karras, Samuli Laine, Miika Aittala, Janne Hellsten, Jaakko Lehtinen, and Timo Aila. Analyzing and improving the image quality of StyleGAN. In *Proc. CVPR*, 2020. 2, 3, 5, 6, 7, 8, 14
- [32] Diederik P Kingma and Max Welling. Auto-encoding variational bayes. *arXiv preprint arXiv:1312.6114*, 2013. 2
- [33] Jae Hyun Lim and Jong Chul Ye. Geometric gan. *arXiv preprint arXiv:1705.02894*, 2017. 2
- [34] Chieh Hubert Lin, Chia-Che Chang, Yu-Sheng Chen, Da-Cheng Juan, Wei Wei, and Hwann-Tzong Chen. COCOGAN: generation by parts via conditional coordinating. In *IEEE International Conference on Computer Vision (ICCV)*, 2019. 1, 2, 4, 12, 14, 15
- [35] Gidi Littwin and Lior Wolf. Deep meta functionals for shape representation. In *Proceedings of the IEEE/CVF International Conference on Computer Vision*, pages 1824–1833, 2019. 2
- [36] Andrew Liu, Richard Tucker, Varun Jampani, Ameesh Makadia, Noah Snaveley, and Angjoo Kanazawa. Infinite nature: Perpetual view generation of natural scenes from a single image. *arXiv preprint arXiv:2012.09855*, 2020. 3
- [37] Ming-Yu Liu, Xun Huang, Arun Mallya, Tero Karras, Timo Aila, Jaakko Lehtinen, and Jan Kautz. Few-shot unsupervised image-to-image translation. In *Proceedings of the IEEE/CVF International Conference on Computer Vision*, pages 10551–10560, 2019. 3
- [38] Rosanne Liu, Joel Lehman, Piero Molino, Felipe Petroski Such, Eric Frank, Alex Sergeev, and Jason Yosinski. An intriguing failing of convolutional neural networks and the coordconv solution. *arXiv preprint arXiv:1807.03247*, 2018. 2
- [39] Chaochao Lu, Richard E. Turner, Yingzhen Li, and Nate Kushman. Interpreting spatially infinite generative models, 2020. 1, 2, 13, 14, 15
- [40] Ricardo Martin-Brualla, Noha Radwan, Mehdi SM Sajjadi, Jonathan T Barron, Alexey Dosovitskiy, and Daniel Duckworth. Nerf in the wild: Neural radiance fields for unstrained photo collections. *arXiv preprint arXiv:2008.02268*, 2020. 2
- [41] Sachit Menon, Alexandru Damian, Shijia Hu, Nikhil Ravi, and Cynthia Rudin. Pulse: Self-supervised photo upsampling via latent space exploration of generative models. In *Proceedings of the IEEE/CVF Conference on Computer Vision and Pattern Recognition*, pages 2437–2445, 2020. 2
- [42] Lars Mescheder, Andreas Geiger, and Sebastian Nowozin. Which training methods for gans do actually converge? In *International conference on machine learning*, pages 3481–3490. PMLR, 2018. 2, 14
- [43] Lars Mescheder, Sebastian Nowozin, and Andreas Geiger. The numerics of gans. *arXiv preprint arXiv:1705.10461*, 2017. 2
- [44] Lars Mescheder, Michael Oechsle, Michael Niemeyer, Sebastian Nowozin, and Andreas Geiger. Occupancy networks: Learning 3d reconstruction in function space. In *Proceedings of the IEEE/CVF Conference on Computer Vision and Pattern Recognition*, pages 4460–4470, 2019. 2
- [45] Ben Mildenhall, Pratul P Srinivasan, Matthew Tancik, Jonathan T Barron, Ravi Ramamoorthi, and Ren Ng. Nerf: Representing scenes as neural radiance fields for view synthesis. In *European Conference on Computer Vision*, pages 405–421. Springer, 2020. 2
- [46] Takeru Miyato, Toshiki Kataoka, Masanori Koyama, and Yuichi Yoshida. Spectral normalization for generative adversarial networks. *arXiv preprint arXiv:1802.05957*, 2018. 2
- [47] Pascal Müller, Peter Wonka, Simon Haegler, Andreas Ulmer, and Luc Van Gool. Procedural modeling of buildings. In *ACM SIGGRAPH 2006 Papers*, pages 614–623, 2006. 2
- [48] Michael Niemeyer and Andreas Geiger. Giraffe: Representing scenes as compositional generative neural feature fields. *arXiv preprint arXiv:2011.12100*, 2020. 2
- [49] Chris Olah, Nick Cammarata, Chelsea Voss, Ludwig Schubert, and Gabriel Goh. Naturally occurring equivariance in neural networks. *Distill*, 2020. <https://distill.pub/2020/circuits/equivariance>. 3
- [50] Yoav IH Parish and Pascal Müller. Procedural modeling of cities. In *Proceedings of the 28th annual conference on computer graphics and interactive techniques*, pages 301–308, 2001. 2
- [51] Keunhong Park, Utkarsh Sinha, Jonathan T Barron, Sofien Bouaziz, Dan B Goldman, Steven M Seitz, and Ricardo Martin Brualla. Deformable neural radiance fields. *arXiv preprint arXiv:2011.12948*, 2020. 2
- [52] Taesung Park, Ming-Yu Liu, Ting-Chun Wang, and Jun-Yan Zhu. Semantic image synthesis with spatially-adaptive normalization. In *Proceedings of the IEEE Conference on Computer Vision and Pattern Recognition*, 2019. 3
- [53] Taesung Park, Jun-Yan Zhu, Oliver Wang, Jingwan Lu, Eli Shechtman, Alexei A Efros, and Richard Zhang. Swapping autoencoder for deep image manipulation. *arXiv preprint arXiv:2007.00653*, 2020. 2
- [54] Stanislav Pidhorskyi, Donald A Adjeroh, and Gianfranco Doretto. Adversarial latent autoencoders. In *Proceedings of the IEEE/CVF Conference on Computer Vision and Pattern Recognition*, pages 14104–14113, 2020. 2



- [55] Tiziano Portenier, Siavash Bigdeli, and Orçun Göksel. Gramgan: Deep 3d texture synthesis from 2d exemplars. *arXiv preprint arXiv:2006.16112*, 2020. [2](#)
- [56] Tamar Rott Shaham, Tali Dekel, and Tomer Michaeli. Singan: Learning a generative model from a single natural image. In *Computer Vision (ICCV), IEEE International Conference on*, 2019. [1](#), [3](#)
- [57] Mehdi SM Sajjadi, Olivier Bachem, Mario Lucic, Olivier Bousquet, and Sylvain Gelly. Assessing generative models via precision and recall. *arXiv preprint arXiv:1806.00035*, 2018. [2](#)
- [58] Tim Salimans, Ian Goodfellow, Wojciech Zaremba, Vicki Cheung, Alec Radford, and Xi Chen. Improved techniques for training gans. *arXiv preprint arXiv:1606.03498*, 2016. [2](#)
- [59] Katja Schwarz, Yiyi Liao, Michael Niemeyer, and Andreas Geiger. Graf: Generative radiance fields for 3d-aware image synthesis. *arXiv preprint arXiv:2007.02442*, 2020. [2](#)
- [60] Vincent Sitzmann, Julien N.P. Martel, Alexander W. Bergman, David B. Lindell, and Gordon Wetzstein. Implicit neural representations with periodic activation functions. In *Proc. NeurIPS*, 2020. [2](#), [6](#), [7](#), [8](#), [13](#), [16](#)
- [61] Ivan Skorokhodov, Savva Ignatyev, and Mohamed Elhoseiny. Adversarial generation of continuous images, 2020. [1](#), [2](#), [6](#), [13](#), [14](#), [15](#)
- [62] Richard Szeliski. Image alignment and stitching: A tutorial. *Foundations and Trends® in Computer Graphics and Vision*, 2(1):1–104, 2006. [3](#)
- [63] Matthew Tancik, Pratul P Srinivasan, Ben Mildenhall, Sara Fridovich-Keil, Nithin Raghavan, Utkarsh Singhal, Ravi Ramamoorthi, Jonathan T Barron, and Ren Ng. Fourier features let networks learn high frequency functions in low dimensional domains. *arXiv preprint arXiv:2006.10739*, 2020. [2](#), [6](#), [7](#), [8](#), [13](#), [16](#)
- [64] Piotr Teterwak, Aaron Sarna, Dilip Krishnan, Aaron Maschinot, David Belanger, Ce Liu, and William T Freeman. Boundless: Generative adversarial networks for image extension. In *Proceedings of the IEEE/CVF International Conference on Computer Vision*, pages 10521–10530, 2019. [3](#)
- [65] Dmitry Ulyanov, Andrea Vedaldi, and Victor Lempitsky. Instance normalization: The missing ingredient for fast stylization. *arXiv preprint arXiv:1607.08022*, 2016. [3](#)
- [66] Dmitry Ulyanov, Andrea Vedaldi, and Victor Lempitsky. Improved texture networks: Maximizing quality and diversity in feed-forward stylization and texture synthesis. In *Proceedings of the IEEE Conference on Computer Vision and Pattern Recognition*, pages 6924–6932, 2017. [3](#)
- [67] Basile Van Hoorick. Image outpainting and harmonization using generative adversarial networks. *arXiv preprint arXiv:1912.10960*, 2019. [3](#)
- [68] Ashish Vaswani, Noam Shazeer, Niki Parmar, Jakob Uszkoreit, Llion Jones, Aidan N Gomez, Lukasz Kaiser, and Illia Polosukhin. Attention is all you need. *arXiv preprint arXiv:1706.03762*, 2017. [2](#), [3](#)
- [69] Yi Wang, Xin Tao, Xiaoyong Shen, and Jiaya Jia. Wide-context semantic image extrapolation. In *Proceedings of the IEEE/CVF Conference on Computer Vision and Pattern Recognition*, pages 1399–1408, 2019. [3](#)
- [70] Yuxin Wu and Kaiming He. Group normalization. In *Proceedings of the European conference on computer vision (ECCV)*, pages 3–19, 2018. [3](#), [18](#), [20](#)
- [71] Rui Xu, Xintao Wang, Kai Chen, Bolei Zhou, and Chen Change Loy. Positional encoding as spatial inductive bias in gans. *arXiv preprint arXiv:2012.05217*, 2020. [1](#)
- [72] Zongxin Yang, Jian Dong, Ping Liu, Yi Yang, and Shuicheng Yan. Very long natural scenery image prediction by outpainting. In *Proceedings of the IEEE/CVF International Conference on Computer Vision*, pages 10561–10570, 2019. [3](#)
- [73] Han Zhang, Zizhao Zhang, Augustus Odena, and Honglak Lee. Consistency regularization for generative adversarial networks. *arXiv preprint arXiv:1910.12027*, 2019. [2](#)
- [74] Richard Zhang. Making convolutional networks shift-invariant again. In *International Conference on Machine Learning*, pages 7324–7334. PMLR, 2019. [3](#), [12](#)
- [75] Shengyu Zhao, Zhijian Liu, Ji Lin, Jun-Yan Zhu, and Song Han. Differentiable augmentation for data-efficient gan training. *arXiv preprint arXiv:2006.10738*, 2020. [2](#), [14](#)
- [76] Sharon Zhou, Mitchell L Gordon, Ranjay Krishna, Austin Narcomey, Li Fei-Fei, and Michael S Bernstein. Hype: A benchmark for human eye perceptual evaluation of generative models. *arXiv preprint arXiv:1904.01121*, 2019. [2](#)
- [77] Peihao Zhu, Rameen Abdal, Yipeng Qin, and Peter Wonka. Sean: Image synthesis with semantic region-adaptive normalization. In *Proceedings of the IEEE/CVF Conference on Computer Vision and Pattern Recognition*, pages 5104–5113, 2020. [3](#)
- [78] Lukasz Struski, Szymon Knop, Jacek Tabor, Wiktor Daniec, and Przemysław Spurek. Locogan – locally convolutional gan, 2020. [1](#), [2](#), [3](#), [6](#), [7](#), [13](#), [14](#), [15](#)

## A. Discussion

### A.1. Limitations

Our method has the following limitations:

1. Shift-equivariance of our generator is limited only to the step size equal to the size of a patch, i.e., one cannot take a step smaller than the patch size. In our case, it equals 16 pixels for  $256^2$ -resolution generator and 64 pixels for  $1024^2$ -resolution one. In this way, our generator is *periodic* shift-equivariant [74].
2. As shown in 9, connecting too different scenes leads to seaming artifacts. There are two ways to alleviate this: sampling from the same distribution mode (after clustering the latent space, like in Figure 25) and increasing the distance between the anchors. The latter, however, leads to repetitions artifacts, like in 10.
3. As highlighted in 3.3, infinite image generation makes sense only for datasets of images with spatially invariant statistics and our method exploits this assumption. In this way, if one does not preprocess LSUN Bedroom with Algorithm 1, then the performance of our method will degrade by a larger margin compared to TT [13] for *non-infinite* generation. However, after preprocessing the dataset, our method can learn to connect those “unconnectable” scenes (see Figure 12). This limitation *will not* be an issue in practice because when one is interested in non-infinite image generation, then a non-infinite image generator is employed. And when one tries to learn infinite generation on a completely “unconnectable” dataset, then any method will fail to do so (unless some external knowledge is employed to rule out the discrepancies).



Figure 12: Connecting the “unconnectable” scenes of LSUN Bedroom. Though LSUN Bedroom is a dataset of images with spatially non-invariant statistics (see Appendix C), our method is still able to reasonably connect its scenes after the dataset is preprocessed with Algorithm 1.

4. Preprocessing the dataset with our proposed procedure in Section 3.3 changes the underlying data distribution since it filters away images with spatially non-invariant statistics. Note that we used the same processed datasets for our baselines in all the experiments to make the comparison fair.

### A.2. Questions and Answers

**Q:** What is spatial equivariance? Why is it useful? Is it unique to your approach, or other image generators also have it?

**A:** We call a decoder *spatially-equivariant* (shift-equivariant) if shifting its input results in an equal shift of the output. It is not to be confused with spatial *invariance*, where shifting an input does not change the output. The equivariance property is interesting because it is a natural property that one seeks in a generator, i.e., by design, we want a decoder to move in accordance with the coordinate space movements. It was also shown that shift-equivariance improves the performance [74] of both decoder and encoder modules. Traditional generators do not have it due to upsampling [74]. While we have upsampling procedures too, in our case they do not break *periodic* shift-equivariance because they are patchwise.

**Q:** Why did you choose the grid size of 16?

**A:** The grid size of 16 allows to perform small enough steps in the coordinate space while not losing the performance too much (as also confirmed by [34]). Small steps in the coordinate space are needed from a purely design perspective to

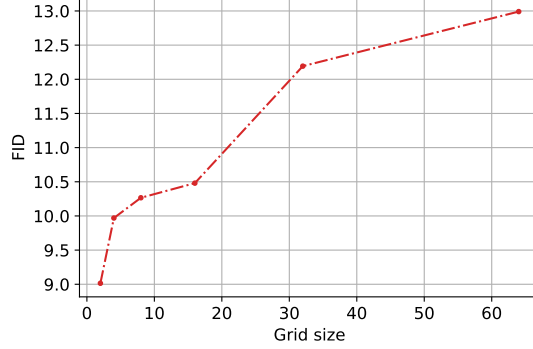


Figure 13: Ablating the grid size of the ALIS generator on LHQ  $256^2$  for patchwise generation. Reducing the grid size improves the performance, but in the expense of not being able to do small steps in the coordinate space at test time. I.e. with  $2 \times 2$  grid, one would achieve the highest FID score but will be able to generate an image only by large chunks (of size  $W/2$ ) which might be undesirable.

Table 2: Comparison of existing infinite image generators. We used LocoGAN [78] as our benchmark since it shares all the features of previously developed infinite-texture image generators and was additionally tested on non-texture datasets. N/A denotes “not applicable”: while  $\infty$ -GAN was trained on non-texture images, its generations are in the “texture-like” spirit.

	SpatialGAN [27]	PS-GAN [5]	$\infty$ -GAN [39]	LocoGAN [78]	LocoGAN [78]+SG2 [78]+Fourier [60, 63]
Has local latents?	✓	✓	✓	✓	✓
Has global latents?	✓	✓	✓	✓	✓
Has periodic positional embeddings?		✓	✓	✓	✓
Not limited to a single image?	✓	✓		✓	✓
Was employed for non-texture datasets?			N/A	✓	✓
Is big?					✓

generate an image in smaller portions. In the ideal case, one would like to generate an image pixel-by-pixel, but this extreme scenario of having  $1 \times 1$  patches worsens image quality [61]. We provide the ablation study for the grid size in Figure 13.

**Q:** Why didn’t you compare against other methods for infinite image generation?

**A:** There are two reasons for it. First, to the best of our knowledge, there are no infinite generators of *semantically complex* images, like LSUN Tower or nature landscapes — only texture-like images. This is why we picked “any-aspect-ratio” image generators as our baselines: LocoGAN [78] and Taming Transformers [13]. Second, our LocoGAN+SG2+Fourier baseline encompasses the previous developments in infinite texture synthesis (like [27, 5, 39]). It has the same architecture as the state-of-the-art PS-GAN [5], but is tested not only on textures, but also semantically complex datasets, like LSUN Bedrooms and FFHQ. See Table 2 for the benchmarks comparison in terms of features.

**Q:** How is your method different from panoramas generation?

**A:** A panorama is produced by panning, i.e. camera rotation, while our method performs *tracking*, i.e. camera transition. Also, a (classical) panorama is limited to  $360^\circ$  and will start repeating itself in the same manner as LocoGAN does in Figure 7.

**Q:** How is your method different from image stitching?

**A:** Image stitching connects nearby images of the *same* scene into a single large image, while our method merges *entirely* different scenes.

**Q:** Does your framework work for 2D (i.e., joint vertical + horizontal) infinite generation? Why didn’t you explore it in the paper?

**A:** Yes, it can be easily generalized to this setup by positioning anchors not on a 1D line (as shown in Figure 2), but on a 2D grid instead and using bilinear interpolation instead of the linear one. The problem with 2D infinite generation is that there are no *complex* datasets for this, only pattern-like ones like textures or satellite imagery, where the global context is *unlikely* to span several frames. And the existing methods (e.g., LocoGAN [78],  $\infty$ -GAN [39], PS-GAN [5], SpatialGAN [27], TileGAN [14], etc.) already mastered this setup to a good extent.

**Q:** How do you perform instance normalization for layers with  $16 \times 16$  resolution? Your patch size would be equal to



$1 \times 1$ , so  $\sigma(x) = \text{NaN}$  (or 0) for it.

**A:** In contrast to CocoGAN[34], we use *vertical* patches (see Appendix B), so the minimal size of our patch is  $16 \times 1$ , hence the std is defined properly.

**Q:** Why  $\infty$ -FID for LocoGAN is so high?

**A:** LocoGAN generates a repeated scene and that’s why it gets penalized for mode collapse.

## B. Implementation details

### B.1. Architecture and training

We preprocess all the datasets with the procedure described in Algorithm 1 with a threshold parameter of 0.7. We train all the methods on identical datasets to make the comparison fair.

As being said in the main paper, we develop our approach on top of the StyleGAN2 model. For this, we took the official StyleGAN2-ADA implementation and disabled differentiable augmentations [29, 75] since Taming Transformers [13] do not employ such kind of augmentations, so it would make the comparison unfair. We used a small version of the model (config-e from [31]) for our  $256^2$  experiments and the large one (config-f from [31]) for  $1024^2$  experiments. They differ in the number of channels in high-resolution layers: the config-f-model uses twice as big dimensionalities for them.

We preserve all the training hyperparameters the same. Specifically, we use  $\gamma = 10$  for R1-regularization [42] for all StyleGAN2-based experiments. We use the same probability of 0.9 for style mixing. In our case, since on each iteration we input 3 noise vectors  $w_l, w_c, w_r$  we perform style mixing on them independently. Following StyleGAN2, we also apply the Perceptual Path Loss [31] regularization with the weight of 2 for our generator G. We also use the Adam optimizer to train the modules with the learning rates of 0.0025 for G and D and betas of 0.0 and 0.99.

As being said in the main paper, CoordConst and CoordConv3x3 are analogs of StyleGAN’s Const block and Conv3x3 respectively, but with coordinates positional embeddings concatenated to the hidden representations. We illustrate this in Figure 16. As being said in Section 3, our Conv3x3 is not modulated because one cannot make the convolutional weights be conditioned on a position efficiently and we use SA-AdaIN instead to input the latent code. Const block of StyleGAN2 is just a learnable 3D tensor of size  $512 \times 4 \times 4$  which is passed as the starting input to the convolution decoder. For CoordConst layer, we used padding mode of `repeat` for its constant part to make it periodic and not to break the equivariance.

To avoid numerical issues, we sampled  $\delta$  only at discrete values of the interval  $[0, 2d - W]$ , corresponding to a left border of each patch.

Each StyleGAN2-based model was trained for 2500 kimg (i.e. until D saw 25M real images) with a batch size of 64 (distributed with individual batch size of 16 on 4 GPUs). Training cumulatively took 2.5 days on 4 V100 GPUs.

For Taming Transformer, we trained the model for 5 days in total: 2.5 days on 4 V100 GPUs for the VQGAN component and 2.5 days on 4 V100 GPUs for the Transformer part. VQGAN was trained with the cumulative batch size of 12 and the Transformer part — with 8. But note that in total it was consuming *more* GPU memory compared to our model: 10GB vs 6GB per a GPU card. We used the official implementation with the official hyperparameters<sup>1</sup>.

### B.2. Patchwise generation

As being said in Section 3, following the recent advances in coordinate-based generators [34, 2, 61], our method generates images via spatially independent patches, which is illustrated in Figure 15c. The motivation of it is to force the generator learn how to stitch nearby patches based on their positional information and latent codes. This solved the “padding” problem of infinite image generation: since traditional decoders extensively use padding in their implementations, this creates stitching artifacts when the produced frames are merged naively, because padded values are actually filled with neighboring context during the frame-by-frame infinite generation (see Figure 15a). A traditional way to solve this [27, 5, 78, 39] is to merge the produced frames with overlaps, like depicted in Figure 15b.

## C. Which datasets are connectable?

In this section, we elaborate on the importance of having spatially invariant statistics for training an infinite image generator. Since we consider only horizontal infinite image generation, we are concerned about horizontally invariant statistics, but the idea can be easily generalized to vertical+horizontal generation. As noted by [13], to train a successful “any-aspect-ratio” image generator from a dataset of just independent frames, there should be images containing not only scenes, but also transitions between scenes. We illustrate the issue in Figure 17. And this property does not hold for many computer vision

<sup>1</sup><https://github.com/CompVis/taming-transformers>

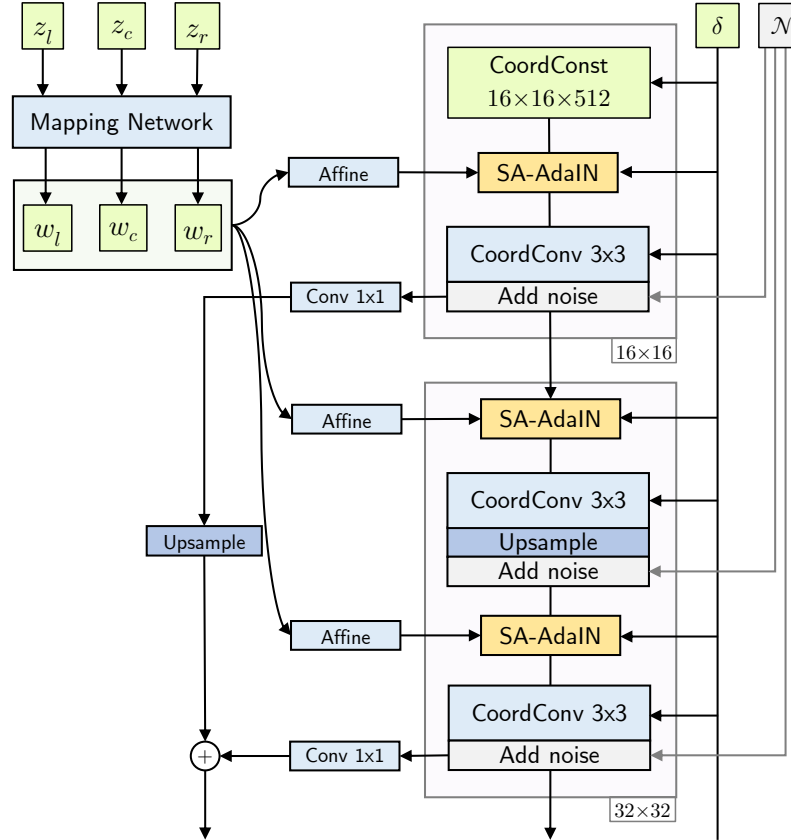


Figure 14: Full architecture of our G.

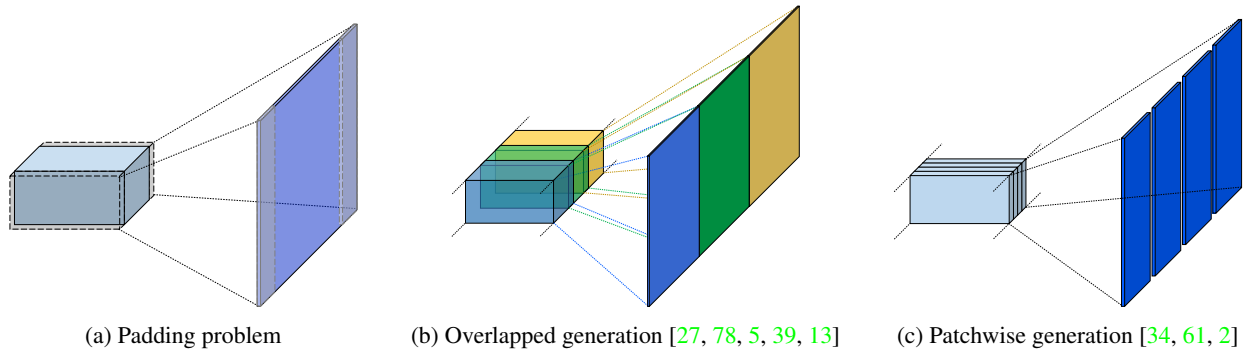


Figure 15: (a) A padding problem that occurs with infinite image generation; (b, c) two strategies to alleviate it. For ALIS, we use patchwise generation and show how to incorporate spatially varying *global* latent codes into it.

datasets, for example FFHQ, CelebA, ImageNet, LSUN Bedroom, etc. To test if a dataset contains such images or not and to extract a subset of good images, we propose the following procedure.

Given a dataset, train a binary classifier to predict whether a given half of an image is the left one or right one. Then, if the classifier has low confidence on the test set, the dataset contains images with spatially invariant statistics, since image left/right patch locations cannot be confidently predicted. Now, to extract the subset of such good images, we just measure the confidence of a classifier and pick images with low confidence, as described in Algorithm 1.

To highlight the importance of this procedure, we trained our model on different subsets of LHQ and LSUN Tower,

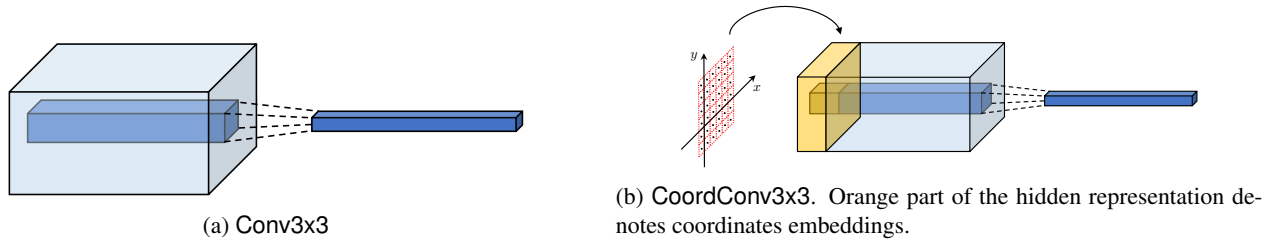


Figure 16: Illustration of Conv3x3 and CoordConv3x3. For CoordConv3x3 there are different strategies on how to compute coordinates embeddings, for ALIS, we use periodic positional encoding [60, 63].




Figure 17: Random samples from LSUN Bedroom (top), LSUN Tower (middle) and LHQ (bottom). While LSUN Tower and LHQ have (approximately) horizontally invariant statistics, for LSUN Bedroom this does not hold, which is highlighted in red. For LSUN Bedroom, the first problem occurs due to walls: it is impossible to continue a sample to the left due to wall hitting the camera. And there are no samples in LSUN Bedroom which would have the transition between those walls directions. The second problem is in too-close-to-camera objects. We propose Algorithm 1 to test if the dataset is connectable and to find a connectable subset of it. After preprocessing LSUN Bedroom, our algorithm can fit it, as shown in Figure 12. The importance of this procedure is also confirmed by FID scores in Table 3.

varying the confidence threshold  $t$ . As one can see from Table 3, our procedure is essential to obtain decent results. Also the confidence threshold should not be too small, because too few images are left making the training unstable.

As a classifier, we select an ImageNet-pretrained WideResnet50 and train it for 10 epochs with Adam optimizer and learning rates of  $1e-5$  for the body and  $1e-4$  for the head. We consider only square center crops of each image.

Also, we tested our “horizontal invariance score” for different popular datasets and provide them in Table 4. As one can see from this table, our proposed dataset contains images with much more spatially invariant statistics.

We used  $t = 0.95$  for LHQ and  $t = 0.7$  for LSUN datasets.

## D. Landscapes HQ dataset

To collect the dataset we used two sources: Unsplash<sup>2</sup> and Flickr<sup>3</sup>. For the both sources, the acquisition procedure consisted on 3 stages: constructing search queries, downloading the data, refining the search queries based on manually inspecting the subsets corresponding to different search queries and manually constructed blacklist of keywords.

After a more-or-less refined dataset collection was obtained, a pretrained Mask R-CNN model was employed to filter out the pictures which likely contained an object. The confidence threshold for “objectivity” was set to 0.2.

<sup>2</sup><https://unsplash.com/>

<sup>3</sup><https://www.flickr.com/>



---

**Algorithm 1:** Extract a subset with (approximately) horizontally invariant statistics.

---

**Input** : Dataset  $D$  of  $(H \times W \times C)$ -sized images  
**Input** : Confidence threshold  $t$ .  
**Output:** Dataset  $D_t \subseteq D$  of horizontally invariant images.  
Initialize a binary classifier  $C_\theta$ ;  
Split  $D$  into subsets  $D_{\text{train}}, D_{\text{val}}, D_{\text{rest}}$  with ratio 2:1:7;  
**while not converged do**  
    Sample a training batch  $\mathbf{X} \subseteq D_{\text{train}}$ ;  
    **for**  $i \leftarrow 1$  **to**  $|\mathbf{X}|$  **do**  
        Randomly sample side  $s^{(i)} \in \{\text{left}, \text{right}\}$ ;  
        **if**  $s^{(i)} = \text{left}$  **then**  
             $x^{(i)} \leftarrow x^{(i)}[:, : W/2]$  ; // Select the left half  
             $y^{(i)} \leftarrow 0$ ;  
        **else**  
             $x^{(i)} \leftarrow x^{(i)}[:, W/2 :]$  ; // Select the right half  
             $y^{(i)} \leftarrow 1$ ;  
        **end**  
    **end**  
    Update  $C_\theta$  based on training batch  $\{x^{(i)}, y^{(i)}\}_{i=1}^{|\mathbf{X}|}$ ;  
**end**  
Evaluate  $C_\theta$  on  $D_{\text{rest}}$  to obtain scores for each image half  $\mathbf{R} = (r_{\text{left}}^{(1)}, r_{\text{right}}^{(1)}, r_{\text{left}}^{(2)}, \dots, r_{\text{left}}^{(N)}, r_{\text{right}}^{(N)})$ ;  
Set  $D_t \leftarrow \{x^{(i)} | x^{(i)} \in D_{\text{rest}} \wedge \max\{r_{\text{left}}^{(i)}, r_{\text{right}}^{(i)}\} < t\}$ ;  
Return  $D_t$ ;

---

Table 3: FID scores of ALIS for different confidence thresholds  $t$  in Algorithm 1 on LHQ 256<sup>2</sup> and LSUN Tower 256<sup>2</sup>. Preprocessing the dataset with the proposed procedure is essential to obtain decent results, since it filters out “bad” images, i.e. images with spatially non-invariant statistics. We select  $t = 0.7$  for LSUN datasets and  $t = 0.95$  for LHQ since decreasing  $t$  filters away too many images which also hurts the FID score. “Dataset size” is the number of images remaining after the filtering procedure. For  $t = 1$ , the dataset is untouched.

Method	LSUN Tower 256 <sup>2</sup>		LHQ 256 <sup>2</sup>	
	FID	Dataset size	FID	Dataset size
$t = 1$	17.51	708k	23.23	90k
$t = 0.99$	8.68	168k	10.18	50k
$t = 0.95$	8.85	116k	10.48	38k
$t = 0.7$	8.83	59k	11.49	19k
$t = 0.5$	9.73	41.5k	14.55	13k

For Unsplash, we used their publicly released dataset of photos descriptions<sup>4</sup> to extract the download urls. It was preprocessed by first searching the appropriate keywords with a whitelist of keywords and then filtering out images with a blacklist of keywords. A whitelist of keywords was constructed the following way. First, we collected 230 prefixes, consisting on geographic and nature-related places. Then, we collected 130 nature-related and object-related suffixes. A whitelist keyword was constructed as a concatenate of a prefix and a suffix, i.e.  $230 \times 130 = 30k$  whitelist keywords. Then, we extracted the images and for each image enumerated all its keywords and if there was a keyword from our blacklist, then the image was removed. A blacklist of keywords was constructed by trial and error by progressively adding the keywords from the following categories: animals, humans, human body parts, human activities, eating, cities, buildings, country-specific sights, plants, drones images (since they do not fit our task), human belongings, improper camera positions. In total, it included 300 keywords. We attach both the whitelist and the blacklist that were used in the supplementary. In total, 230k images was collected and downloaded with this method.

---

<sup>4</sup><https://unsplash.com/data>

Table 4: Spatial invariance scores for different datasets. We used Algorithm 1 to train a classifier and computed its mean accuracy on  $D_{\text{rest}}$ . In all the cases, we used center crops.

Dataset	Mean Test Confidence
LSUN Bedroom	95.2%
LSUN Tower	92.7%
LSUN Bridge	88.6%
LSUN Church	96.1%
FFHQ	99.9%
ImageNet	99.8%
LHQ	82.5%

For Flickr, we constructed a set of 80 whitelist keywords and downloaded images using its official API<sup>5</sup>. They were much more strict, because there is no way to use a blacklist. In total, 170k images were collected with it.

After Unsplash and Flickr images were downloaded, we ran a pretrained Mask R-CNN model and removed those photos, for which objectivity confidence score was higher than 0.2. In total, that left 60k images for Unsplash and 30k images for Flickr.

The images come in one of the following licenses: Unsplash License, Creative Commons BY 2.0, Creative Commons BY-NC 2.0, Public Domain Mark 1.0, Public Domain CC0 1.0, or U.S. Government Works license. All these licenses allow the use of the dataset for research purposes.

We depict 100 random samples from LHQ in Figure 18 and a word map of keywords in Figure 19.

## E. Remarks on comparison to Taming Transformers

Using Taming Transformers (TT) [13] as a baseline is complicated for the following reasons:

- The original paper was mainly focused on conditional image generation. Since our setup is unconditional (and thus harder), the produced samples are of lower quality and it might confuse a reader when comparing them to conditionally generated samples from the original TT’s paper [13].
- It is not a GAN-based model (though there is some auxiliary adversarial loss added during training) — thus, in contrast to LocoGAN or ALIS, it cannot be reimplemented in the StyleGAN2’s framework. This makes the comparison to StyleGAN2-based models harder since StyleGAN2 is so well-tuned “out-of-the-box”. However, it must be noted that TT is a very recent method and thus was developed with access to all the recent advances in generative modeling. As being said in Section 5, we used the official implementation with the official hyperparameters for unconditional generation training. In total, it was trained for twice as long compared to the rest of the models: 2.5 days on 4 V100 GPUs for the VQGAN part and 2.5 days on 4 V100 GPUs for the Transformer part.
- Autoregressively inference makes it very slow at test time. For example, it took 8 days to compute FID and  $\infty$ -FID scores on a single V100 GPU for a single experiment.
- Taming Transformer’s decoder uses GroupNorm layer [70]. GroupNorm, as opposed to other normalization layers (like BatchNorm [26]) does not collect running statistics and computes from the hidden representation even at test-time. It becomes problematic when generating an “infinite” image frame by frame, because neighboring frames use different statistics at forward pass. This is illustrated in Figure 20. To solve the for  $\infty$ -FID, instead of generating a long  $256 \times (50000 \cdot 256)$  image, we generated  $500 \cdot 256 \times (100 \cdot 256)$  images. Note that it makes the task easier (and improves the score) because this increases the diversity of samples, which FID is very sensitive to.

## F. Additional samples

---

<sup>5</sup><https://www.flickr.com/services/api/>




Figure 18: 100 random images from LHQ dataset, that we introduce in our work. It is a diverse dataset of very different scenes and in high resolution  $\geq 1024^2$ . We downsized the images for this figure to avoid performance issues.









Figure 21: Random samples from Taming Transformer [13] on LHQ, LSUN Tower and LSUN Bridge




Figure 22: Random samples from LocoGAN+SG2+Fourier on LHQ, LSUN Tower and LSUN Bridge





Figure 23: Random samples from ALIS on LHQ, LSUN Tower and LSUN Bridge



Figure 24: Random samples from ALIS on LHQ. Compare to clustered sampling in Figure 25





Figure 25: Random samples using “clustered sampling” on LHQ. Compare to random samples in Figure 24. To generate these images, we trained a Gaussian Mixture Model on 20k latent vectors with 8 components. Then, to generate a single long image, we sampled randomly from only a single mode. In this figure, samples from 4 different modes are presented. This improves sample quality since connecting too different anchors (like close-by water and far-away mountains) produces poor performance (see Figure 9). But this also decreases the diversity of samples.



Figure 26: Ablating coordinate embeddings for ALIS on LHQ, LSUN Tower and LSUN Bridge. As being discussed in Section 5, this leads to blurry generations.