

Towards Unsupervised Fine-Tuning for Edge Video Analytics

Daniel Rivas¹, Francesc Guim², Jordà Polo³, Josep Ll. Berral⁴, *Member, IEEE*, Pubudu M. Silva⁵, *Member, IEEE*, and David Carrera⁶ *Member, IEEE*

Abstract—Judging by popular and generic computer vision challenges, such as the ILSVRC (ImageNet Large Scale Visual Recognition Challenge) or PASCAL VOC, neural networks have proven to be exceptionally accurate in some tasks, surpassing even human-level accuracy. However, state-of-the-art accuracy often comes at a high computational price, requiring equally state-of-the-art and high-end hardware acceleration to achieve anything near real-time performance. At the same time, use cases such as smart cities or autonomous vehicles require an automated analysis of images from fixed cameras in real-time. Due to the huge and constant amount of network bandwidth these streams would generate, we cannot rely on offloading compute to the omnipresent and omnipotent cloud. Therefore, a distributed Edge Cloud must be in charge to process images locally. However, the Edge Cloud is, by nature, resource-constrained, which puts a limit on the computational complexity of the models executed in the edge. Nonetheless, there is a need for a meeting point between the Edge Cloud and accurate real-time video analytics. In this paper, we propose a method for improving accuracy of edge models without any extra compute cost by means automatic model specialization. First, we show how the sole assumption of static cameras allows us to make a series of considerations that greatly simplify the scope of the problem. Moreover, we present Edge AutoTuner, a framework that implements and brings together all of the steps required for the end-to-end automation to fine-tune models. Thanks to Edge AutoTuner, we show that complex neural networks – able to generalize well – can be effectively used as *teachers* to annotate datasets for the fine-tuning lightweight neural networks and adapt them to the specific context in which they will be deployed. This allows us to tailor models to increase their accuracy keeping their computational cost constant and do so without any human interaction. Results show that our method can automatically improve pre-trained models by an average of 21%.

Index Terms—edge cloud, neural networks, transfer learning, unsupervised fine-tuning

1 INTRODUCTION

DEEP Neural Networks (DNNs) have made it possible to automate many tasks that only a few years ago only humans could do well enough to be reliable. Among these tasks, video analytics is particularly popular and has revolutionized the field of computer vision. Convolutional Neural Networks (CNNs) have completely taken over the automated analysis of footage from cameras deployed all over the world. At the same time, the huge amount of data generated by the cameras alongside the strict latency requirements of some use cases, have positioned the Edge Cloud as the key and primary enabler to make continuous video analytics feasible [1]. By analyzing video close to where it is being generated, the Edge Cloud is able to reduce backhaul congestion while improving QoS [2]. However, nodes in a distributed edge architecture are far from centralized data centers in terms of compute capabilities. Moreover, there is a direct relationship between the accuracy of a trained neural network and the size of the network – i.e. number of trainable parameters, and bigger networks have higher computational complexity. Ultimately, the size of the neural networks that can be executed on resource-constrained edge nodes is limited and, ultimately, also is the accuracy. State-of-the-art accuracy is often out of the picture for the so-called *edge DNNs* and only within reach of bigger neural networks. The difference between these two may imply orders of magnitude more trainable parameters, and this gap is only increasing with time [3], while hardware acceleration becomes a must to provide anything near real-

time performance. All together, these limitations pose a challenge for the Edge Cloud to postulate itself as a serious alternative to current data centers for video analytics, unless the hardware installed is upgraded or the models deployed are optimized.

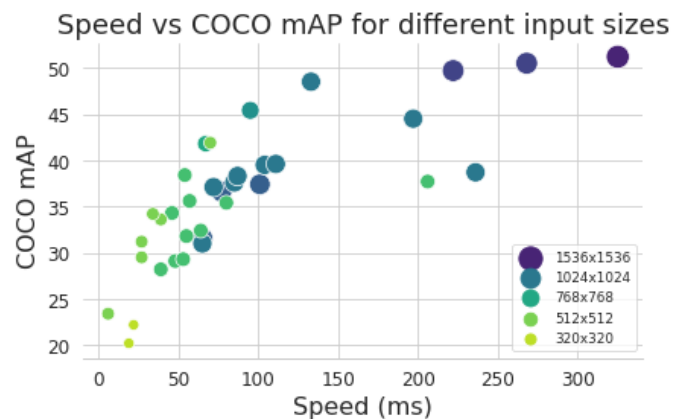


Fig. 1: Speed versus mAP (mean Average Precision) on the COCO for different object detection pre-trained models [4]. Bubble size represents the input size of the model.

One of the main reasons that make bigger models achieve higher accuracy is that the extra trainable parameters can be used to learn more and better high-level features that will allow the model to successfully generalize

predictions for new environments. Simpler models may face difficulties to capture the relationship between the input examples (images) and the target values (predictions), which is known as *underfitting*. However, it is important to notice that simple or big are adjectives relative to the scope of the problem and the neural network have a size in accordance to the level of generality required from it. Otherwise, the *underfitting* we experience whenever we expect too much from a model, may turn into *overfitting* when the network is big enough to memorize the training examples. Therefore, we could be able to funnel the generality of big neural networks with state-of-the-art accuracy into specialized edge neural networks, with high accuracy but on a narrowed scope.

For example, a ResNet152 scores 94.5% Top-1 accuracy on ImageNet [5], while a smaller edge model like a MobileNetV2 is limited to *only* 71% Top-1 accuracy on ImageNet [6]. However, popular challenges used to measure how well models perform, like ImageNet or COCO (Common Objects in Context) [7], are notoriously generalists and models are required to distinguish a car from a toothbrush while also telling a *water snake* and a *vine snake* apart. Such diversity of objects is rarely captured by static cameras deployed to the edge. Just as a camera in the wild will hardly see many trucks, a camera controlling traffic at an urban intersection will not capture many wild animals. By narrowing down the diversity of objects to detect, simpler neural network become available to be executed in the edge in real-time. Nevertheless, this loss of generality brought about the specialization of the model also implies that where we previously had one single model for the analysis of many cameras, we now potentially need one model per camera, each requiring its own training process with properly annotated training examples. This becomes unrealistic as the number of cameras grows, which limits the potential benefits of model specialization unless the whole process can be completely automated.

Our work is based on a simple observation. *Static cameras do not move, but objects do*. And in the context of edge video analytics, we can safely assume that moving objects are equivalent to objects of interest. Consequently, we define the context of a camera as the set of invariant properties associated to its deployed location, i.e. height and focal distance, which will determine the perspective from which objects are seen but also the background and the environment will determine the type of objects that we can expect to be captured. Once a context is defined for a camera, the task to automate the specialization of models can be largely simplified.

The contributions of this paper are two-fold. One side, we propose a method for improving accuracy of edge models without any extra compute cost by means automatic model specialization. We explore the several considerations to effectively automate the specialization of models for edge video analytics. Moreover, we show how the sole assumption of static cameras in the edge allows us to make simplify the scope of the problem and propose a series of methods that would fail if applied to a more general problem. On the other hand, , we present Edge AutoTuner, a framework that automates the entire end-to-end pipeline for rapid deployment of tailored edge models for video analytics. Once a camera is deployed, Edge AutoTuner captures images

and selects the most representative. Then, these images are annotated by a *groundtruth model* being executed in a remote data center. The groundtruth model acts as an oracle and its predictions are taken as the groundtruths during the training of the edge model. By assuming that images are only from static cameras, the framework can make use of traditional computer vision techniques to determine the representativeness of each frame. At the same time, these same techniques are also used to boost the accuracy of the groundtruth model and improve the quality of the resulting edge model.

The rest of the paper is organized as follows: Section 2 provides a brief introduction to the challenges of deploying accurate DNN models in the edge and the motivation behind this work. Section 4 describes the Edge AutoTuner framework and brakes the whole process down. Section 5 describes the methodology followed throughout the paper. Section 6 presents the experimental results and their analysis. Section 7 revises the previous work and discusses about the gaps that our works aims to fill. Finally, Section 8 concludes the paper.

2 BACKGROUND

Convolutional Neural Networks (CNNs) are able to learn abstract high-level representations of the objects they are trained to detect. The rule of thumb is that, assuming a correct training, the bigger the network, the better it can get at learning high-level features that allows it to generalize with high accuracy on new data. However, deployment of CNNs with state-of-the-art accuracy arise three main difficulties. First, they require a vast amount of data properly labeled. Second, the training phase often takes hundreds, if not thousands, of hours even with high-end accelerators (such as GPUs or TPUs). Third, complex models may provide good accuracy but are not suitable to be executed on resource-constrained edge nodes, while simpler models that are suitable for the Edge achieve lower out-of-the-box accuracy that is often not enough many use cases.

Thanks to (1) automating the retrieval and annotation of training images and (2) tailor – i.e. fine-tuning or transfer learning – lightweight models, we are able to provide lightweight accurate models that can be reliably trained in minutes – or less than an hour on CPU-only.

2.1 Static Context from Static Cameras

Before we delve into the specifics of the problem and the solution we propose, we would like to highlight the main observation that makes everything possible: static cameras do not move. While this observation may seem obvious, it allows use to make simplify the problem and the solution to a great extend. Training object detection models requires a large amount of diverse training examples. Objects in the training dataset should appear in all their diversity: colours, shapes, perspectives, etc. This allows the neural network to learn high level features that are inherent to the object and invariant regardless the specifics of the instance that is observing. In the end, this will let the model generalize. However, if we assume a static camera – i.e. a camera that always points at the same scene using the same lens and

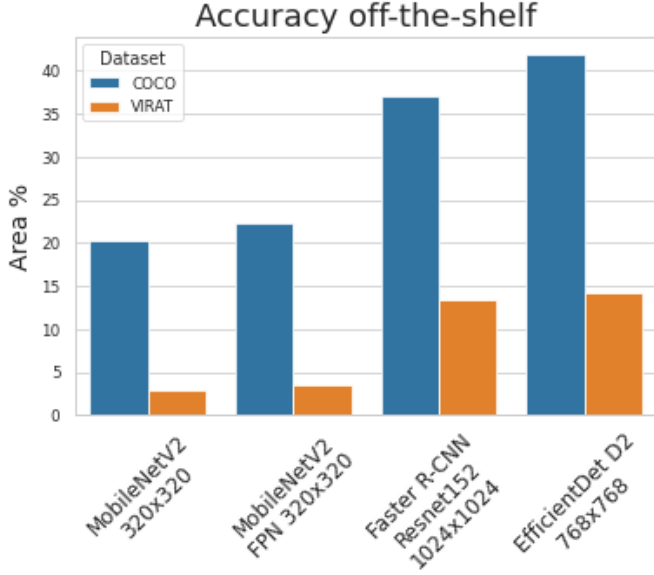


Fig. 2: Comparison of mAP of different pre-trained models on MS COCO and the VIRAT datasets.

from the same distance and height –, we will be able to define the context of the camera and fine-tune models for it. Moreover, a static camera allows to effectively optimize the pipeline by applying simple traditional computer vision techniques. Specifically, we make use of simple techniques for background subtraction with two purposes: (1) select for training and annotation only those frames where there was any change and (2) let the *groundtruth* model use the image resolution to its full extend by focusing on the parts that changed.

2.2 Tailoring lightweight models

To deploy video analytics to multiple cameras – each one with its own context –, we have two main directions we could take: on the one hand, we could simply run big and complex CNNs that are capable to generalize and deliver high accuracy regardless of the environment in which images are captured. If the deployed model has been trained to detect the same set (or a superset) of classes that those we want to detect in the edge, this solution could work out-of-the-box. However, the reality is that edge deployments do not have the luxury to run such models because these models tend to have high compute requirements rarely available in the edge. Accuracy comes at the price of high latency and low throughput, often below the minimum required to run real-time use cases. Figure 2 shows the mean Average Precision of different pre-trained models for the COCO and VIRAT datasets. We can observe how even the least performing model achieves close to 20% mAP on the COCO dataset, which consists of 80 classes of all kinds in different environments, is still above the mAP achieved by the bigger models on the VIRAT dataset, even when VIRAT contains a subset of pretty common classes like person, car, and bike. On the other hand, we can use lightweight neural networks but *specialize* them to each specific deployment to let them deliver their full potential on a narrower scope.

The Edge Cloud is limited on the size of the neural networks that can run. At the same time, this puts a limit on the level of accuracy that a model can achieve with respect that in the state-of-the-art [6]. Hence, models deployed to the edge may face difficulties to properly extrapolate their knowledge to detect object in new environments. The specific lighting conditions, points of view, or focal distance of every deployment may impact the ability of small neural networks to extrapolate using previously learned features. One approach to mitigate the effects of lack of generalization from smaller models is called *model specialization*, which implies narrowing the scope of what the network has to learn and, thus, demanding less from it. In the context of edge video analytics, model specialization allows us to adapt a model for the specific context of each camera deployment. The specifics of a context may not be known beforehand but can be easily extracted once the camera has been deployed and starts to capture images.

Model specialization can be achieved through different means. One option is to train the network from scratch on the specialized data set. However, the computational cost plus the number of labeled training images required to train a network from scratch on a per-camera basis makes it unfeasible for rapid deployments. Nevertheless, different techniques, such as model distillation [8] or transfer learning allow us to use previously learned knowledge and re-purpose it faster while requiring less training images. In this paper, we will focus on transfer learning to fine-tune pre-trained generic models on the specifics of each deployment.

Nonetheless, a neural network’s predictions are as good as the dataset used to train the network and transfer learning still requires properly labeled images to fine-tune models. A proper training data set is specially important if we aim to make it as small as possible to run on constrained nodes.

2.2.1 Incremental Learning

In ever changing scenarios, like seasons in a forest, we have to rely on *incremental learning* to train a model with whatever data we have at the time and, as we capture new classes of objects, train again using those examples. However, there is one important limitation: *catastrophic forgetting* [9], [10], which refers to the tendency of neural networks to completely forget previously learned features upon learning new ones. The straightforward solution to overcome this is to train again using the entire dataset – i.e. instead of using only the newly captured objects, these are added to the training dataset used during previous trainings. However, this can lead to an oversized dataset that may quickly become intractable for edge nodes. When the set of classes that are missing is known, another simple solution is to add generic instances for those classes – e.g. using a subset of the examples used to train the *groundtruth* model or of those gathered to train other *students*. Nonetheless, previous work demonstrate that using knowledge distilling techniques [8] networks are able to retain most of the previously learned features.

2.2.2 Concept Drift Detection

Concept drift refers to a change in the statistical properties of the variable that a model tries to predict. In the context

of edge deployments, concept drift could arise in different ways. For example, a camera in the wild could capture predominantly green backgrounds during spring that turn white due to snow during winter; a camera that is moved whose perspective changes substantially; a change in light conditions from day to night; or simply because the user is interested in new classes. In all these cases, a new fine-tuning phase should be triggered to adapt to the new environment or contextual features.

However, concept drift detection is not trivial. Several previous works try to detect concept drift by performing statistical hypothesis testing on multivariate data [11]. In this paper, we focus our results on the first training iteration. Therefore, this step is not yet fully automated but we use a simple approach to detect concept drift in which the client periodically select images to be annotated by the data center and then check the relative accuracy of the model. If accuracy falls below a certain threshold, a new fine-tuning may be triggered.

2.2.3 Federated Learning

In this paper, we do not consider *Federating Learning* [12] to train the models. However, we have considered these techniques as a part of a hierarchical edge architecture in which the automated annotation is carried out by models already tuned for cameras deployed nearby. We believe the results from this work hint that our approach could benefit from federated learning in many aspects but it remains out of the scope of this work.

3 TOWARDS UNSUPERVISED FINE-TUNING OF MODELS

In this section, we take the problem of unsupervised fine-tuning of models and break it down into its core parts to individually analyze each one of them. Figure 3 depicts the different steps involved in the process.

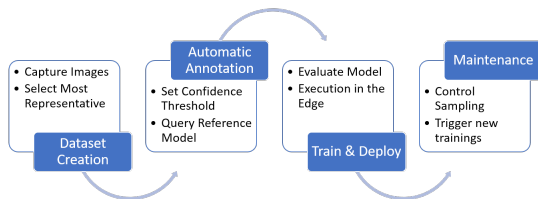


Fig. 3: Breakdown of the different steps involved in the automation of fine-tuning of models.

We divide these steps into four main building blocks. The first two blocks are the creation of the training dataset and its automatic annotation, in which images from the edge camera are captured, selected and, finally, annotated. These are what we consider to be the most important blocks, as the final result of the solution will directly and highly depend upon the representativeness of the selected images and the

Model	Variant	Trained/Fine-Tuned on
Groundtruth	off-the-shelf generic	pre-trained on MS COCO other similar edge scenarios
Edge	off-the-shelf generic specialized	pre-trained on MS COCO other similar edge scenarios the same camera of deployment

TABLE 1: Summary table of the model taxonomy with the different types of models considered throughout the paper

correctness of their annotation. Third, the training or fine-tuning of the edge model using the training dataset created on the previous blocks and its deployment to the edge nodes where the cameras are installed. Finally, the maintenance of the model to monitor its accuracy within accepted intervals of accuracy.

3.1 Edge Model Taxonomy

First, we present the taxonomy of the different variants of the models used throughout the paper. Table 1 describes the model taxonomy. The *edge model* refers to the model that we want to optimize for its deployment to the edge. It is typically a lightweight model that can run on resource-constrained nodes. The groundtruth model refers to the model whose predictions are considered to be groundtruths while building the training dataset used to fine-tune the edge model. Edge and groundtruth are conceptual classifications for two models that play different roles within our proposed solution. Therefore, these do not refer to any specific neural network architectures and any model can be used as either edge or groundtruth model. However, it is expected that the groundtruth model is more accurate and more complex than the edge model, otherwise we could simply deploy this model to the edge.

Moreover, we define three different variants that refer to how the model was trained. *Off-the-shelf* (OTS) refers to the model pre-trained on the COCO dataset (Common Objects in Context) [7], with no further tuning for any other context. It is easy to find most of the well-known neural network architectures already trained on this dataset. Generic and specialist variants are categories always relative to the model to be deployed. Generic refers to a version of the model that has been trained or fine-tuned on contexts similar to the context to which the we want to deploy a model. For example, if we want to deploy a model to control cars at a parking lot, a generic model could have been trained using images from other parking lots or urban areas with mostly cars. Specialized refers to a model that is trained using images from the same camera to which it will be deployed.

3.2 Capture (Relevant) Training Images

Each image annotated by the reference model has a cost associated in terms of network bandwidth and compute power in the data center. However, not all images that are captured by a camera provide new information – or any information at all. Frame rates between 10 to 30 frames per second are common for edge cameras, which translates to new images being captured every 100ms to as low as 30ms. In most scenarios, not much new happens within 30 milliseconds. The simplest However, increasing the time

between frames does not guarantee that new objects entered the scene.

Therefore, we should find the right set of images that will maximize the accuracy of the resultant edge model while minimizing the number of queries to the data center.

To solve this problem, we use motion detection techniques to select only those images containing new objects. This allows us to virtually skip entirely the annotation of those images that would not add new instances to the training examples. Therefore, thanks to motion detection we optimize the computational cost while increasing the representativeness of those images that are selected for annotation.

Moreover, motion detection brought an unexpected benefit that, according to our results, boosts the accuracy of the annotations. Nowadays, FullHD video (1920x1080 pixels), if not 4K (3840x2160 pixels), is widely used even among inexpensive cameras available on the market. However, neural networks are rarely deployed with full resolution as input sizes, as the computational cost of their execution becomes intractable. However, it does not appear to be a limitation on technology but rather a matter diminishing returns. On the contrary, neural networks do not require large pixel density to distinguish objects of different classes and an input size of 768x768x3 – like the reference model we use throughout the paper – can be considered big, judging by what can be found in the literature [4], while 300x300x3 pixels is a common size for edge models – like the one we used.

On the other hand, if we consider object detection in the outside world, small input sizes may indeed become a problem. In these scenarios, objects are captured from arbitrarily large distances and the smaller objects quickly turn into a small set of indistinguishable pixels, as the image is reduced to be fed to the neural network. In such cases, it is worth considering the image to its full extend. The very same motion detection techniques we use to optimize the collection of images allow us to do this. Once motion is detected, Edge AutoTuner crops the bounding box containing all parts of the frame that changed with respect to the background. Therefore, we remove all parts of the image that did not add any information and the model can focus to detect what was that moved. For example, before passing the image to the reference model, we have compressed the information captured by the camera between 3.5 and 14 times for FullHD and 4K images, respectively – or between 23 and 92 times for the edge model. However, Figure 4 shows the average percentage of area captured through motion detection. Results show that, depending on the context, the region containing objects in the scene represents as low as 3% of the total frame.

3.3 Other considerations on Labeling

Bigger models (potentially) have higher accuracy because have more trainable parameters that, when properly trained, can be used to learn more and better features. These parameters may come in the form of more layers but, often, the easiest way to increase accuracy (at the expenses of computational cost) is to increase the input size. This increases the amount of information that the network receives in form of

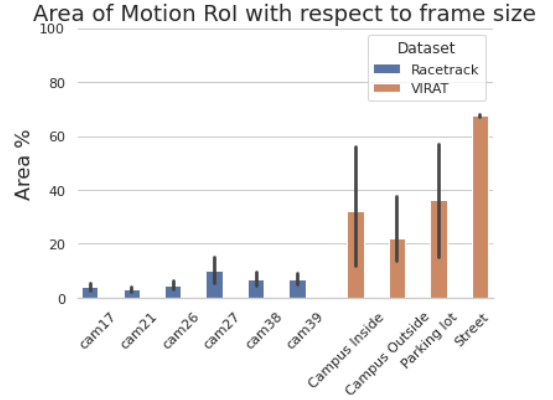


Fig. 4: Average percentage of area of the region containing objects in each frame. Frames from the Racetrack dataset have much smaller areas, as cars in the track can only drive through the asphalt and always following the same paths. VIRAT dataset contains scenes with up to 67% area covered by objects of interest, which is common in urban scenarios with objects appearing from multiple points.

pixels and allows models to *see* objects bigger, specially if these are small objects in the background.

Experiments show that mispredictions usually come from the model's inability to distinguish the object from the background, i.e. while Top-1 or Top-5 recall might be good, the confidence is below threshold. In other words, the model may correctly distinguish an object from other objects but not be sure whether the object is actually there. This phenomenon increases as the object gets smaller and becomes only a *few pixels* large. Figure 5 shows the impact on the confidence of predictions with respect to the size of the input image, either enlarged or reduced. Results were obtained by passing as input an image with the object of interest centered on the RoI (Region of Interest). Therefore, these results show how confidence varies as the object becomes bigger or smaller with respect of the rest of the image. *Min* refers to no enforcement of RoI size and the object will represent most of the image. From these results, we can extract that as the object becomes smaller, the model is less sure of it. However, it is interesting to see how *min* yields worst results for the bigger model (ResNet), probably due to the object becoming bigger than what the network was used to during training.

3.4 Automatic Annotation of the Training Dataset

The edge node captures and sends images to the data center, where the *reference* model is running and waiting to run inference on those images. The predicted labels are sent back to the edge node, which will use them as groundtruths during training.

The *reference* model is assumed to be knowledgeable of the scope in which edge deployments will happen but is not required to been trained on images from those deployments. We build this assumption upon the observation that large models are better at retaining features that allow them to generalize better. Therefore, these models are expected to properly identify *most* of the objects from classes they have

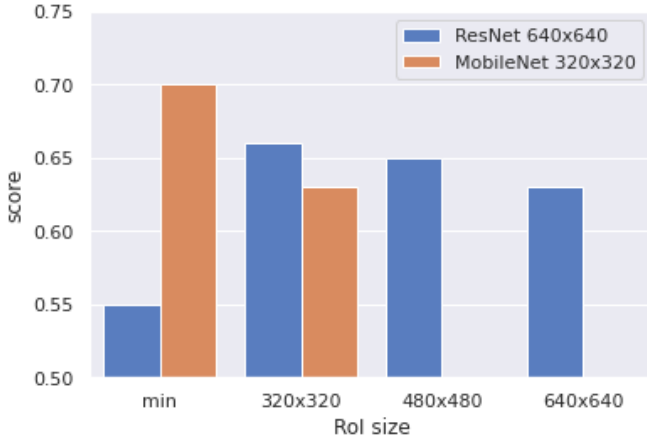


Fig. 5: Impact in confidence of size of the Region of Interest (RoI) used as input. Min refers to the case in which no minimum is enforced and the RoI will match the size of the area of the object.

been trained to detect, even if these objects are seen from new perspective and distances. This is a characteristic that models small enough to run on edge devices do not share.

4 EDGE AUTOTUNER FRAMEWORK

In this paper, we present Edge AutoTuner: a framework to automate the task of tuning video analytic models for the edge.

Figure 6 depicts an example of the workflow automated by the framework for obtaining images training the model. The framework automates the process described in Section 3 and is based on a client-server architecture in which each client connects to a single server. Clients are deployed to the edge and capture images from a camera and those selected for annotation will be sent to the server.

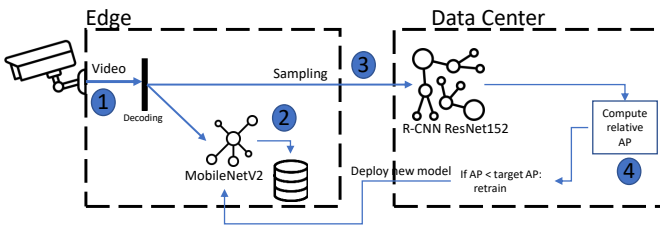


Fig. 6: Workflow of Edge AutoTuner automated deployment.

4.1 Initial State

The framework assumes an initial state with the following components:

- Video feed whose images will be used to fine-tune models.
- Edge model to use as baseline. This is the model that will be fine-tuned.
- The ground truth model that is used as oracle to annotate.

Moreover, the user can also specify the following options:

- Target classes of objects. The framework will consider images containing objects that belonging to the set of classes specified by the user.
- Motion detection can be tweaked to be more or less sensitive to small changes in the frame. This setup will highly depend on the characteristics of the scene. The smaller the objects we want to capture, the system higher the sensitivity required to detect their movement.
- Layers to train. We have tested three configurations: *unfrozen* (all weights are trainable), *box regression* (only the layers of the object detector head are trainable), and *top* (box regression plus the last few layers of the feature extractor). Our results have shown that the quality of the model after fine-tuning for each configuration will mostly depend on the size of the training dataset. With enough examples, unfrozen seems to yield the best results. However, box regression is the safest option and yields good results even with only tens of images. With smaller datasets unfrozen has the risk of overfitting quite fast.
- Deadline. It is important to set a deadline to force the training in scenarios where there is not a high influx of new objects of interest entering the scene. If the training is triggered by the deadline, results may not be optimal but at least the model can start working while new images are being captured for a second iteration.

4.2 Implementation

Edge AutoTuner is fully implemented in Python 3.8 and uses the following libraries:

- OpenCV. Video processing and manipulation of images.
- TensorFlow 2.4. For anything related to training or execution of neural networks. PyTorch is also supported for the execution of neural networks during annotation by the groundtruth model.
- Flask. RESTful API to offload annotation to the data center.

4.2.1 Motion Detection

There is a myriad of existing methods to perform motion detection. The common approach is to distinguish first background from foreground objects. For example, OpenCV implements out-of-the-box several methods for background subtraction [13]. However, these methods have a relatively high computational cost as they aim to accurately identify each foreground object, which is similar but not the same problem we want to solve. Our goal is to detect regions of the frame that changed with respect to the background but whatever is not moving can be safely assumed to be background, as we assume it was detected the moment it entered the scene. Therefore, Edge AutoTuner implements a simple method consisting of two building blocks:

Model the background of the scene. This is the key step for motion detection to effectively work. With an incorrect background of the scene, the method becomes useless, as every single frame could be incorrectly marked as containing changes. As previously discussed, we assume static cameras, which greatly simplifies the modeling of the background. Edge AutoTuner can be configured to assume that the first frame is the background. However, in many cases this is not only false but the definition of background changes over time. Therefore, this method works best when the background is computed over time as the pixel by pixel median of the last N frames – plus frame skipping and the moving median is computed for the last M backgrounds. We previously considered using average values but we detected that the median – or percentiles – yields more robust results, as objects that stop within the scene for enough frames created artifacts that stayed for long periods of time until their effect was removed from the average. Using median values will integrate stationary objects to the background – which is desirable – but remove them again short after they leave the scene.

Monitor the background for any substantial changes. A simple subtraction operation will give us the pixel by pixel absolute difference between the current frame and the background. Edge AutoTuner applies the following operations to compute regions of interest: first, it applies Gaussian blur to the frame to filter noise out. Then, it obtains the absolute difference between frame and background – also blurred – and applies a binary threshold to consider only regions with significant changes in the pixel intensity values – pixels with values below the threshold are set to black, and white otherwise. Finally, it applies a *dilate* operation to fill in the holes after the binary threshold.

Nonetheless, in real-world deployments two consecutive frames will never be identical. Multiple factors will cause small pixel changes even with a static background and no objects moving. On the one hand, digital camera sensors are not perfect and will introduce tiny variations, that will cause different pixel values. This is solved by the aforementioned Gaussian blur. On the other hand, shadows cast by background objects move over time, or the wind blowing may shake the camera itself. To avoid these situations to invalidate motion detection, Edge AutoTuner can be configured with a timer to reset the background. This is specially important during the annotation phase, as each frame incorrectly misplaced as containing changes will have cost associated.

Obtain bounding boxes of the regions with changes. Finally, we obtain the regions of interest by finding the contours of the dilated image. A contour is a curve joining all the continuous points along the boundary of a region of pixels with the same color or intensity. It is important to notice that small changes can still be undesirably – not necessarily incorrectly – flagged as motion. Therefore, Edge AutoTuner allows the user to set a minimum area for regions to be considered of interest. However, there is no rule of thumb and it will highly depend on the specific characteristics of the scene and the objects to detect. For example, in the *Racetrack* dataset, some cameras point directly to the track at a relatively short distance and cars are seen big enough to only consider large regions as motion. However, other



Fig. 7: (a) Two cars in the racetrack with bounding boxes around them, obtained after performing background subtraction on the frame. (b) Thanks to a static background, the task of separating moving objects from the background is largely simplified. The regions of interest after applying simple computer vision techniques are much smaller than the whole FullHD frame captured by the camera lens, which allows us to focus the attention closer to the objects and increase the accuracy of the groundtruth model. In an scenario like the racetrack of the image, motion detection alone is able to filter all empty frames out and only consider those with cars and minimize the annotation costs.

cameras have a broader view and capture cars and other objects from different distances and, area-wise, a distant car might be indistinguishable from a leaf fluttered by the breeze from a near-by tree.

Each one of these operations is already implemented by OpenCV and, all together, become an inexpensive yet effective method for our purpose. The whole method takes orders of magnitude less time to compute than a single inference. Therefore, it becomes ideal to be executed on resource-constrained nodes on a frame-by-frame basis to optimize the automatic annotation of images, which is indeed the most expensive single operation in the whole process. Figure 7 depicts an example where two cars in scene are successfully detected using the aforementioned process.

4.2.2 Automatic Annotation

Edge AutoTuner implements a RESTful API that allows edge clients to submit their individual images to be annotated by the groundtruth model. The server only receives queries and does not have a say in which or how many images are annotated. It is agnostic to any optimizations done in the client-side, such as motion detection.

4.2.3 Training or Fine-Tuning

Fine-Tuning is initiated but may run wherever is more convenient depending on the available resources. As previously mentioned, the client should also decide what layers to train. By default, only the box predictor is trained to avoid unstable results.

4.2.4 Source Code Availability

The source code of the project is publicly available in the repository of the project [14].

5 METHODOLOGY

In this section, we detail the methodology followed throughout the experiments to evaluate their results.

5.1 Datasets

Throughout this paper, we use two datasets to evaluate the different points of our approach.

- **VIRAT Video Dataset [15].** Data collected in “*in natural scenes showing people performing normal actions in standard contexts, with uncontrolled, cluttered backgrounds*”. After filtering scenes that were not fully annotated, the dataset we used contains a total of 10 scenes from 10 different static cameras. We have grouped these 10 scenes into 4 contexts: *Campus Inside* for scenes 0000, 0001, and 0002; *Campus Outside* for scenes 0100, 0101, and 0102; *Parking Lot* for scenes 0401 and 0403; and *Street* for scenes 0501 and 0503. The name of these groups is descriptive of the context in which the images were captured.
- **Racetrack.** Custom dataset with footage captured during car training session in a racetrack. The dataset includes images from 6 static cameras placed in different points of the track and captured at 12 different points in time. This dataset has not been fully annotated and we use it only for a meta-analysis of its characteristics. It is nonetheless interesting, as gives the perspective of a use case in which cars are virtually the only moving objects crossing the field of vision of the cameras.

In the experiments presented in Section 6, we focus on the evaluation on the VIRAT dataset, as we consider it to present enough diversity of scenes to be representative.

5.2 Evaluation Metrics

In image classification, the two main metrics to evaluate a model are *precision* and *recall*. For a certain class of objects, precision will tell us how much we can trust that a given prediction has been correctly classified – i.e. the ratio of True Positives with respect to the total of predictions –, while recall will tell us how much we can trust that images of a certain class are correctly classified – i.e. the ratio of True Positives with respect to the total number of *groundtruth* True Positives. However, object detection models must find the bounding box coordinates of each detected object, which are real numbers. Therefore, to classify a prediction as True and False Positive and Negatives, we do it by considering the Intersection over Union (IoU) between the predicted box and the *groundtruth*.

5.2.1 Mean Average Precision (mAP)

We use mAP (mean Average Precision) as the main metric to evaluate each version of the different models resulting from the experiments. Within object detection, mAP has gained popularity as it is used in two of the most popular challenges in the field: PASCAL Visual Object Classes (VOC) [16] and MS Common Objects in Context (COCO) [7].

5.3 Experiment Setup

The experiments explore the different considerations we have identified. However, there are a series of parameters that are common throughout the different experiments, unless otherwise stated.

- Transfer learning is performed on the box regression layers of the model.
- Size of the dataset: collection stops at 1000 training images *per scene*. 200 images are selected for evaluation. For a given scene, Training and evaluation images are extracted from different videos – i.e. different points in time.
- Trained for 5000 epochs.

5.3.1 Baseline OTS Models

For the experiments, we start from an edge and *groundtruth off-the-shelf* models. These models are publicly accessible from the TF Model Zoo [4] and have been pre-trained on the COCO (Common Objects in COntext) dataset [7]. For our experiments, we have selected a MobileNetV2 feature extractor with a Single Shot Detector (SSD) head [17] with an input size of 300x300x3 pixels as the *edge* model and an EfficientNet feature extractor with an SSD head [18] and an input size of 768x768x3 pixels as our *groundtruth* model. The edge model was selected for being the smallest and fastest while the *groundtruth* model was selected for being on the high-end of best performing models. The mAP of the models on the COCO dataset is 19% and 41.8%, for the edge and *groundtruth* models respectively.

6 RESULTS

We have broken down the process of unsupervised tuning of neural networks into different steps. Each step invariably brings a trade-off that we must understand before moving forward. Before transitioning towards an unsupervised system to fine-tune and adapt neural networks to their deployment contexts, we must understand the trade-offs at each step.

The following experiments are designed to test the hypotheses on which our system is based.

6.1 Off-the-Shelf Generalization

This experiment tests the hypothesis that larger models are able to generalize better than smaller models, i.e. achieve higher accuracy without being fine-tuned or trained on the specific context on which we evaluate them.

Figure 8 shows the mAP achieved by the *off-the-shelf* versions of the *groundtruth* and edge models. We can see how the *groundtruth* model clearly outperforms the edge model in every single scene by 1.5x to up to 30x (avg. 7x).

6.2 Generic vs Specialized

This experiment tests the hypothesis that a specialized model performs better than a generic model.

We define the *generic* edge model as a version of the edge model that has been fine-tuned using images from scenes similar to the one we want to deploy the model. Analogously, we define the *specialized* edge model as a version of the edge model that has been fine-tuned using images from the same context to which it will be deployed.

Figure 9 shows the mAP of the generic and the specialized edge models. We observe how the specialized model outperforms the generic model on every scene of the dataset by a minimum of 2% and up to 87% (avg. 30%). These results

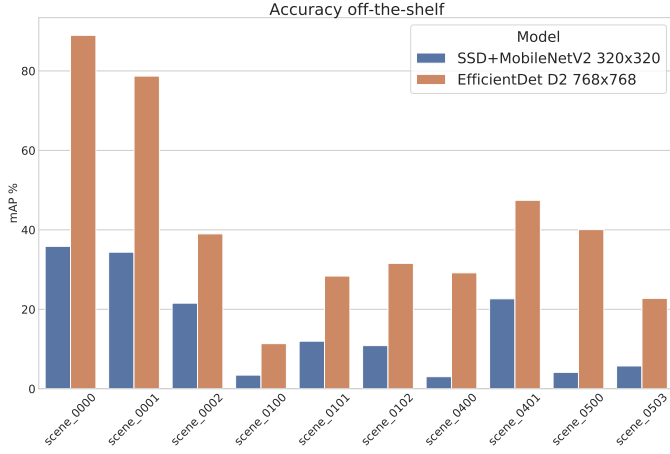


Fig. 8: Mean Average Precision of the *off-the-shelf* versions of the groundtruth (EfficientDet) and edge (SSD+MobileNetV2) models for the VIRAT dataset. Break-down by scene.

prove how model specialization can help us achieve greater accuracy without altering the computational complexity of the model.

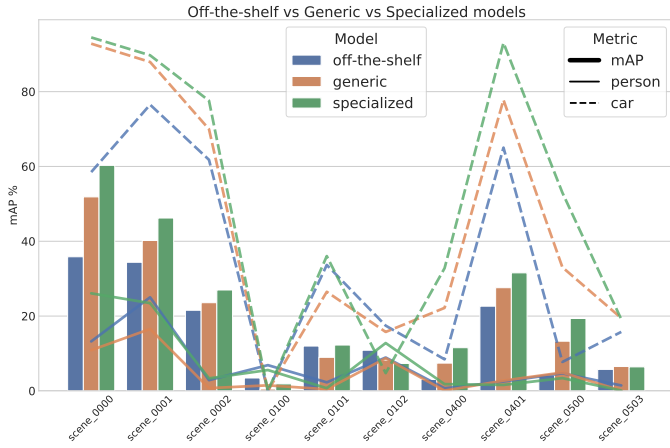


Fig. 9: Mean Average Precision of the generic edge model compared to the specialized edge model for the VIRAT dataset. Breakdown by scene. Bars show average mAP and lines and dotted lines show person and car AP, respectively.

6.3 Manual Groundtruth vs Automatic Annotation

This experiment compares the accuracy of the edge model after being trained on the groundtruth annotation – i.e. manual annotation and assumed to be perfect – or trained on the automatic annotation – i.e. predictions from the groundtruth model are taken as groundtruths during training.

For the automatic annotation, we assume that the groundtruth model has been trained on – or is, at least, knowledgeable of – the classes of objects that will have to annotate and detect. We have annotated the VIRAT dataset using the groundtruth model and accepted any detected object with a confidence above a given threshold as groundtruth. Figure 10 shows the mean Average Precision

of the specialized edge model using three datasets annotated differently: manual annotation (perfect annotation), automatic annotation with 0.3 as confidence threshold, and automatic annotation with 0.5 as confidence threshold. We can observe how, compared to the manual annotation, the automatic annotation yields similar results for some scenes while it lacks behind for others. With a closer look at the different metrics, we observe how there is a direct relationship between the weight of cars in the average precision of a scene quality of the models tuned with automatic annotation. After close inspection, we detected that these models have trouble with smaller objects, like person. Small objects are usually more difficult to detect for obvious reasons and this translates to errors of second order, as the groundtruth model introduces annotation errors – mostly in the form of False Negatives by not detecting them – and the edge model fails to detect them during inference due to size and deficient training. However, automatic annotation successfully outperforms the results of the off-the-shelf model and increases the mAP of all scenes in average by a 21%. It is worth noting how varying confidence threshold from 0.3 to 0.5 does not seem to results in substantial differences. This seems to be due to the low number of False Positives introduced during the annotation of the dataset.

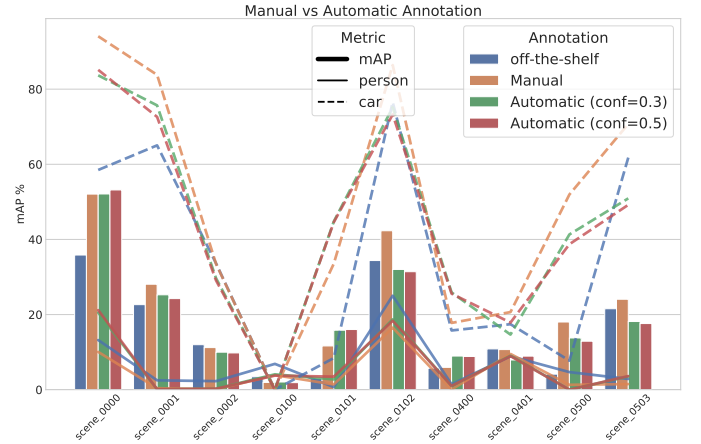


Fig. 10: Mean Average Precision of a specialized edge model after being trained on a manually annotated dataset vs a dataset automatically annotated by the groundtruth model with thresholds of confidence of 0.3 and 0.5. Bars show average mAP and lines and dotted lines show person and car AP, respectively.

7 RELATED WORK

The Edge Cloud has been previously proposed as a key enabler of video analytics [19]. In some cases, the edge is considered the *only* realistic approach to meet the latency requirements needed for real-time video analytics [1], while maximizing QoE by minimizing the cost and flow of data between data centers and users [2]. However, the Edge Cloud presents as many opportunities as new challenges that will have to be properly addressed on any new edge deployment [19], [20].

Within the context of video analytics, there has been lots of efforts focused on optimizing the data flow between edge

devices and the data center. Authors in [21] propose an edge infrastructure with the pipeline for deep learning execution distributed across different points in the network (edge, in-transit, and cloud resources). Another optimization point consists on filtering what is sent to the datacenter. Authors in [22] present *FilterForward*, a system aimed to reduce bandwidth consumption and improve computational efficiency on constrained edge nodes by installing lightweight edge filters that backhaul only relevant video frames. On top of that, authors in [23] are able to reduce cost of video analytics by up to three order of magnitude thanks to *NoScope*, a system that uses inference-optimized model search to optimize the neural network models that run on edge nodes and only send back to the datacenter only detection results for querying.

In object detection on camera feeds or any other kind of video where the camera remains still, there is a piece of information that is key to guess where interesting objects may lie: anything new in scene. Vehicles, persons, birds, etc. Anything moving is subject to be identified. Spatio-temporal information can tell us when something has moved within the range of view and the region around the moving object can be used as the region of interest to start looking.

Authors in [24] propose a training mechanism in which temporal information is used to train a deep neural network at *instance level* (instead of pixel level) and successfully identify even occluded objects.

Beery et. al take this approach a little bit further with Context R-CNN [25] and propose a neural network that is divided in two stages: the first one is trained like a traditional R-CNN for object detection whose region proposals are used to train an LSTM. Stage 2 is an attention block that will consider information of previous frames where detected objects have already appeared. Authors used video feeds from the span of more than one month to train the Context R-CNN. This method is able to correctly identify and detect objects even under difficult environmental conditions such as dense fog.

Authors in [26] make the observation that without sufficient data variability, models learn to focus on correlations in the background, which leads to poor generalization to new deployments. In this paper, we propose to take the previous observation and invert the variable to optimize. Instead of trying to find methods to generalize to new deployments, we propose to specialize models for each deployment using images from the very same static camera. By removing the generalization as the goal, simple and lightweight architectures for object detection become available, which is a requirement to run real-time inferences in resource-constrained nodes in the edge.

Other works have focused on self-supervised learning. Authors in [27], [28] demonstrate that such methods are able to outperform traditional methods for supervised training in terms of accuracy. However, while very promising, these methods rely on huge amounts of compute resources and tackle the problem from a completely different baseline than does not fit the requirements and restrictions of the edge cloud.

In this paper, we propose a simple methodology to provide unsupervised fine-tuning of models that can be used in conjunction with some of the aforementioned methods to

further increase accuracy.

8 CONCLUSIONS

In this paper, we have presented Edge AutoTuner, a framework to automatically fine-tune model for edge video analytics. Edge AutoTuner is the result of an extensive exploration and a subsequent analysis of the considerations to optimize the execution of models in resource-constrained edge nodes. We have successfully identified several key characteristics of edge video analytics that allowed us to efficiently and greatly simplify the scope of the problem. For example, our results have shown that simple motion detection techniques can give a considerable boost in the accuracy of already trained models by allowing us to direct the inference to those parts of the frame that are moving. Moreover, Edge AutoTuner allowed us to explore some of these considerations and we have shown results that can help pave the way for future improvements. For example, assuming static cameras, we have shown how it is worth assuming a certain loss of generality to instead boost accuracy on the specific surroundings of the deployment. Results have shown how the framework is able to fine-tune models for the context of specific cameras and increase accuracy by an average of 21% while keeping the computational cost constant and all through an automated process.

REFERENCES

- [1] G. Ananthanarayanan, P. Bahl, P. Bodík, K. Chintalapudi, M. Philipose, L. Ravindranath, and S. Sinha, "Real-time video analytics: The killer app for edge computing," *computer*, vol. 50, no. 10, pp. 58–67, 2017.
- [2] K. Bilal and A. Erbad, "Edge computing for interactive media and video streaming," in *2017 Second International Conference on Fog and Mobile Edge Computing (FMEC)*. IEEE, 2017, pp. 68–73.
- [3] J. Huang, V. Rathod, C. Sun, M. Zhu, A. Korattikara, A. Fathi, I. Fischer, Z. Wojna, Y. Song, S. Guadarrama et al., "Speed/accuracy trade-offs for modern convolutional object detectors," in *Proceedings of the IEEE conference on computer vision and pattern recognition*, 2017, pp. 7310–7311.
- [4] TensorFlow, "Tensorflow 2 detection model zoo," https://github.com/tensorflow/models/blob/master/research/object_detection/g3doc/tf2_detection_zoo.md, [Accessed: 2021-03-15].
- [5] "Imagenet large scale visual recognition challenge (ilsvrc)," <http://image-net.org/challenges/LSVRC/>, [Accessed: 2019-06-19].
- [6] S. Bianco, R. Cadene, L. Celona, and P. Napoletano, "Benchmark analysis of representative deep neural network architectures," *IEEE Access*, vol. 6, pp. 64 270–64 277, 2018.
- [7] T.-Y. Lin, M. Maire, S. Belongie, J. Hays, P. Perona, D. Ramanan, P. Dollár, and C. L. Zitnick, "Microsoft coco: Common objects in context," in *European conference on computer vision*. Springer, 2014, pp. 740–755.
- [8] G. Hinton, O. Vinyals, and J. Dean, "Distilling the knowledge in a neural network," *arXiv preprint arXiv:1503.02531*, 2015.
- [9] R. M. French, "Catastrophic forgetting in connectionist networks," *Trends in cognitive sciences*, vol. 3, no. 4, pp. 128–135, 1999.
- [10] J. Kirkpatrick, R. Pascanu, N. Rabinowitz, J. Veness, G. Desjardins, A. A. Rusu, K. Milan, J. Quan, T. Ramalho, A. Grabska-Barwinska et al., "Overcoming catastrophic forgetting in neural networks," *Proceedings of the national academy of sciences*, vol. 114, no. 13, pp. 3521–3526, 2017.
- [11] A. Dries and U. Rückert, "Adaptive concept drift detection," *Statistical Analysis and Data Mining: The ASA Data Science Journal*, vol. 2, no. 5–6, pp. 311–327, 2009.
- [12] H. B. McMahan, E. Moore, D. Ramage, S. Hampson, and B. A. y Arcas, "Communication-efficient learning of deep networks from decentralized data," 2017.

- [13] "Opencv: Tutorial background subtraction," https://docs.opencv.org/master/d1/dc5/tutorial_background_subtraction.html, [Accessed: 2021-03-20].
- [14] "Tools for platform characterization," <https://github.com/HiEST/edgeautotuner>, [Accessed: 2021-01-20].
- [15] S. Oh, A. Hoogs, A. Perera, N. Cuntoor, C.-C. Chen, J. T. Lee, S. Mukherjee, J. Aggarwal, H. Lee, L. Davis *et al.*, "A large-scale benchmark dataset for event recognition in surveillance video," in *CVPR 2011*. IEEE, 2011, pp. 3153–3160.
- [16] M. Everingham, L. Van Gool, C. K. Williams, J. Winn, and A. Zisserman, "The pascal visual object classes (voc) challenge," *International journal of computer vision*, vol. 88, no. 2, pp. 303–338, 2010.
- [17] TensorFlow, "Ssd mobilenet v2 320x320 pre-trained model," http://download.tensorflow.org/models/object_detection/tf2/20200711/ssd_mobilenet_v2_320x320_coco17_tpu-8.tar.gz, [Accessed: 2021-03-15].
- [18] —, "Efficientdet d2 768x768 pre-trained model," http://download.tensorflow.org/models/object_detection/tf2/20200711/efficientdet_d2_coco17_tpu-32.tar.gz, [Accessed: 2021-03-15].
- [19] W. Shi, J. Cao, Q. Zhang, Y. Li, and L. Xu, "Edge computing: Vision and challenges," *IEEE Internet of Things Journal*, vol. 3, no. 5, pp. 637–646, 2016.
- [20] D. Kang, P. Bailis, and M. Zaharia, "Challenges and opportunities in dnn-based video analytics: A demonstration of the blazeit video query engine," in *CIDR*, 2019.
- [21] M. Ali, A. Anjum, M. U. Yaseen, A. R. Zamani, D. Balouek-Thomert, O. Rana, and M. Parashar, "Edge enhanced deep learning system for large-scale video stream analytics," in *2018 IEEE 2nd International Conference on Fog and Edge Computing (ICFEC)*. IEEE, 2018, pp. 1–10.
- [22] C. Canel, T. Kim, G. Zhou, C. Li, H. Lim, D. G. Andersen, M. Kaminsky, and S. R. Dulloor, "Scaling video analytics on constrained edge nodes," *arXiv preprint arXiv:1905.13536*, 2019.
- [23] D. Kang, J. Emmons, F. Abuzaid, P. Bailis, and M. Zaharia, "No-scope: optimizing neural network queries over video at scale," *arXiv preprint arXiv:1703.02529*, 2017.
- [24] S. Wang, Y. Zhou, J. Yan, and Z. Deng, "Fully motion-aware network for video object detection," in *Proceedings of the European Conference on Computer Vision (ECCV)*, 2018, pp. 542–557.
- [25] S. Beery, G. Wu, V. Rathod, R. Votel, and J. Huang, "Context r-cnn: Long term temporal context for per-camera object detection," in *Proceedings of the IEEE/CVF Conference on Computer Vision and Pattern Recognition*, 2020, pp. 13 075–13 085.
- [26] S. Beery, G. Van Horn, and P. Perona, "Recognition in terra incognita," in *Proceedings of the European Conference on Computer Vision (ECCV)*, 2018, pp. 456–473.
- [27] P. Goyal, M. Caron, B. Lefaudeaux, M. Xu, P. Wang, V. Pai, M. Singh, V. Liptchinsky, I. Misra, A. Joulin, and P. Bojanowski, "Self-supervised pretraining of visual features in the wild," 2021.
- [28] S. Purushwalkam and A. Gupta, "Demystifying contrastive self-supervised learning: Invariances, augmentations and dataset biases," 2020.



Francesc Guim received the M.Sc degree in computer architecture from University of Catalonia (UPC) in 2003 and his Ph.D. from the same university in 2008. In 2008, he joined Intel as CPU architect and since 2015 leads the Server Platform Architecture Europe, doing research on future Edge Cloud architectures.



Jordà Polo received an M.S. from the Technical University of Catalonia (UPC) in 2009, and a Ph.D. from the same university in 2014. He currently leads a team of Ph.D. students and postdocs at the Data-Centric Computing group at Barcelona Supercomputing Center (BSC), doing research in software-defined infrastructures and data-centric architectures, proposing new models and algorithms for placement of jobs and data in future data-centers.



Josep Lluís Berral received the degree in informatics in 2007, the M.Sc. degree in computer architecture in 2008, and the Ph.D. degree from BarcelonaTech-UPC, computer science in 2013. He is a Data Scientist, working in data-analytics and applied machine learning on data-center and cloud environments at the Barcelona Supercomputing Center (BSC). He did research at the High-Performance Computing group and at the Relational Algorithms, Complexity and Learning group at BarcelonaTech-UPC. He has also been at the DarkLab group at Rutgers University (Piscataway, NJ) as a Visitor Scholar in 2012, also in IBM Watson Labs (Yorktown, NY) in 2019. He was awarded with a Juan de la Cierva research fellowship from the Spanish Ministry of Economy in 2016. He is an IEEE and ACM member.



Daniel Rivas received the degree in computer science in 2012, the M.Sc. degree in advanced computing in 2016, and is currently a Ph.D. candidate in BarcelonaTech-UPC since 2017. He is a Data Scientist, working in applied machine learning on edge cloud environments at the Barcelona Supercomputing Center (BSC).



Pubudu Madhawa Silva received the B.Sc (Hons.) degree in electronics and telecommunication engineering from the University of Moratuwa, Colombo, Sri Lanka, in 2006, and the M.S. and Ph.D. degrees in electrical engineering and computer science from Northwestern University, Evanston, IL, USA, in 2010 and 2014, respectively. He joined Intel Corporation, Hillsboro, OR, USA, in 2014 as a Senior Software Engineer. His research interests include tactile and multimodal interfaces, sensory substitution,

perceptual models for multimedia processing, virtual/augmented reality and machine/deep learning.



David Carrera received the MS degree at the Technical University of Catalonia (UPC) in 2002 and his Ph.D. from the same university in 2008. He is an associate professor at the Computer Architecture Department of the UPC. He is also the Head of the “DataCentric Computing” research group at the Barcelona Supercomputing Centre (BSC). He has participated in several EU-funded projects and been PI for several industrial projects and collaborations with IBM, Microsoft, and Cisco among others. In 2015 he was awarded an ERC Starting Grant, and in 2010 he received an IBM Faculty Award.