

Is Multi-Hop Reasoning Really Explainable? Towards Benchmarking Reasoning Interpretability

Xin Lv^{1,2}, Yixin Cao³, Lei Hou^{1,2}, Juanzi Li^{1,2}
Zhiyuan Liu^{1,2}, Yichi Zhang⁴, Zelin Dai⁴

¹Department of Computer Science and Technology, BNRist

²KIRC, Institute for Artificial Intelligence, Tsinghua University, Beijing 100084, China

³Nanyang Technological University, Singapore

⁴Alibaba Group, Hangzhou, China

lv-x18@mails.tsinghua.edu.cn, yixin.cao@ntu.edu.sg
{houlei, lijuanzi, liuzy}@tsinghua.edu.cn

Abstract

Multi-hop reasoning has been widely studied in recent years to obtain more interpretable link prediction. However, we find in experiments that many paths given by these models are actually unreasonable, while little works have been done on interpretability evaluation for them. In this paper, we propose a unified framework to quantitatively evaluate the interpretability of multi-hop reasoning models so as to advance their development. In specific, we define three metrics including path recall, local interpretability, and global interpretability for evaluation, and design an approximate strategy to calculate them using the interpretability scores of rules. Furthermore, we manually annotate all possible rules and establish a **Benchmark** to detect the **Interpretability of Multi-hop Reasoning (BIMR)**. In experiments, we run nine baselines on our benchmark. The experimental results show that the interpretability of current multi-hop reasoning models is less satisfactory and is still far from the upper bound given by our benchmark. Moreover, the rule-based models outperform the multi-hop reasoning models in terms of performance and interpretability, which points to a direction for future research, i.e., we should investigate how to better incorporate rule information into the multi-hop reasoning model. Our codes and datasets can be obtained from <https://github.com/THU-KEG/BIMR>.

1 Introduction

Multi-hop reasoning for knowledge graphs (KGs) has been extensively studied in recent years. It not only infers new knowledge, but also provides reasoning paths that can explain the prediction results and make the model trustable. For example, Figure 1 shows two inferred triples and their reasoning paths. Conventional KG embedding models (e.g.,

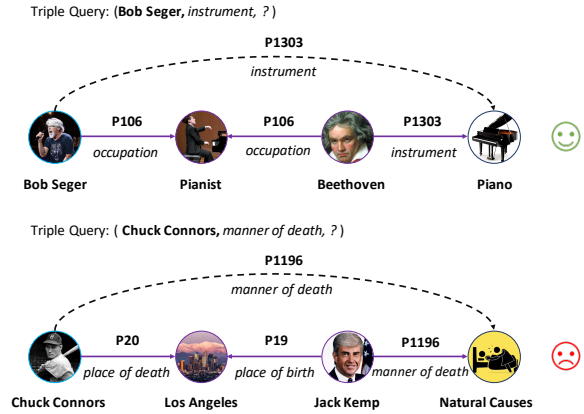


Figure 1: Illustration of reasoning paths for link prediction. Although both paths succeed in finding the correct tail entity, only the upper path is reasonable and the lower one is unreasonable.

TransE (Bordes et al., 2013)) implicitly find *piano* given the query (*Bob Seger, instrument, ?*), while multi-hop reasoning models complete the triple and explicitly output the reasoning path (the solid purple arrows). Clearly, the latter is more reliable in real systems, as we can safely add the triple to KG by justifying if the path is reasonable.

Most existing multi-hop reasoning models assume that the output paths are reasonable and put much attention on the performance of link prediction (Lin et al., 2018). However, after manually labeling, we find that more than 65% of the paths are unreasonable. As shown in the lower part of Figure 1, given a triple query (*Chuck Connors, manner of death, ?*), the multi-hop reasoning model finds the correct tail entity *Natural Causes* via a reasoning path (the solid purple arrows). Although the model completes the missing triple correctly, this reasoning path is questionable, as the manner of death is not related to its birth or death city. The reason for failed interpretability is mainly because many peo-

ple are born/died in *Los Angeles*, and natural causes are the dominant death manner. Thus, the path is only statistically related to the query triple and fails to provide interpretability. We find in experiments that such unreasonable paths are widespread in multi-hop reasoning models, suggesting an urgent need for an interpretability evaluation to push the research direction forward.

Current multi-hop reasoning models mostly use case study (Hildebrandt et al., 2020) to evaluate interpretability, which do not truly reflect the interpretability of the models. In this paper, we propose a unified framework to automatically evaluate the interpretability of multi-hop reasoning models. Specifically, we need to calculate the interpretability scores of all paths generated by the model. After that, we define 3 metrics to measure the overall interpretability of the model. One challenge with our evaluation framework is that the combinations of paths that the model can give are extremely large. For example, on the test set of FB15K-237, the number of possible paths exceeds 10 million because of the combinatorial explosion. To address this issue, we convert the reasoning path to the corresponding rule and use the interpretability score of the rule as the score of that path.

To make our framework really work, we also manually annotate all possible rules mentioned above with an interpretability score and formed a benchmark named BIMR. This labeling process also faces a challenge, i.e., interpretability is subjective and hard to annotate. To address this challenge, we give the annotators a number of interpretable options rather than asking them to give a direct score. Besides, for each annotation sample, we ask up to 10 annotators to annotate and take their average result as the final result. In addition to the benchmark based on manually annotated data, we also provide a benchmark based on the rules of rule mining tools. This benchmark does not provide precise interpretable results, but has higher generalizability and can be used on most knowledge graphs.

In experiments, we compare the interpretability results automatically generated by our benchmark with gold human annotations. The small gap indicates a high quality of our benchmark that can accurately evaluate the interpretability for multi-hop reasoning models. Furthermore, we run nine baselines on our benchmark with manual annotation. The interpretability of the existing multi-hop

reasoning models is not good enough and is still far from the upper bound given by our benchmark. This reminds us that in the study of multi-hop reasoning, it is important to care not only about the performance of the model, but also about the interpretability. Moreover, we find that the best rule-based reasoning AnyBURL, significantly outperforms the existing multi-hop reasoning models in terms of performance and interpretability, which points us to a possible future research direction, i.e., we need to investigate how to better incorporate rules into multi-hop inference models.

2 Related Work

There are two types of related models, i.e., multi-hop reasoning and rule-based reasoning models. Then, we also review the interpretability evaluation in other areas.

2.1 Multi-Hop Reasoning

Multi-hop reasoning models can give interpretable paths while performing triple completion. Most of the existing multi-hop reasoning models are based on the reinforcement learning framework. Among them, DeepPath (Xiong et al., 2017) is the first work to formally propose and solve the task of multi-hop reasoning using reinforcement learning, which inspires much later work (e.g., DIVA (Chen et al., 2018), and AttnPath (Wang et al., 2019)). MINERVA (Das et al., 2018) is an end-to-end model with a wide impact that solves multi-hop reasoning tasks. On the basis of this model, M-Walk (Shen et al., 2018) and MultiHop (Lin et al., 2018) solve the problem of reward sparsity through off-policy learning and reward shaping, respectively. In addition, there are some other models such as the DIVINE (Li and Cheng, 2019), R2D2 (Hildebrandt et al., 2020), RLH (Wan et al., 2020) and RuleGuider (Lei et al., 2020) models that improve multi-hop reasoning from the four directions of imitation learning, debate dynamics, hierarchical reinforcement learning, and rule guidance, respectively. CPL (Fu et al., 2019) and DacKGR (Lv et al., 2020) enhance the effect of models by adding additional triples to KG.

2.2 Rule-based Reasoning

Similar to multi-hop reasoning, rule-based reasoning can also perform interpretable triple completion, except that they give the corresponding rules instead of specific paths. Rule-based reasoning

can be divided into two categories, namely neural-based models and rule mining models. Among them, neural-based models ((Yang et al., 2017; Rocktäschel and Riedel, 2017; Sadeghian et al., 2019; Minervini et al., 2020)) give the corresponding rules while performing triple completion, while rule mining models ((Galárraga et al., 2015; Omran et al., 2018; Ho et al., 2018; Meilicke et al., 2019)) first mine the rules and then use them for completion.

2.3 Interpretability Evaluation

Few research work targets interpretability evaluation, although they admit the importance. Most multi-hop reasoning models rely on case study (Hildebrandt et al., 2020; Wan et al., 2020) to present the interpretability quality, while RuleGuider (Lei et al., 2020) samples tests and computes their differences for evaluation. There is some work in other areas (Gilpin et al., 2018; Yang and Kim, 2019; Jhamtani and Clark, 2020) to test interpretability, but they cannot be directly applied to multi-hop reasoning tasks for knowledge graphs.

3 Task Definition

Knowledge graph (KG) is defined as a directed graph $\mathcal{KG} = \{\mathcal{E}, \mathcal{R}, \mathcal{T}\}$, where \mathcal{E} is the set of entities, \mathcal{R} is the set of relations and $\mathcal{T} = \{(h, r, t)\} \subseteq \mathcal{E} \times \mathcal{R} \times \mathcal{E}$ is the set of triples.

Multi-hop reasoning aims to complete KGs through interpretable link prediction. Formally, given a triple query $(h, r, ?)$, it needs to not only predict the correct tail entity t , but also give a path $(h, r, t) \leftarrow (h, r_1, e_1) \wedge (e_1, r_2, e_2) \wedge \dots \wedge (e_{n-1}, r_n, t)$ as an explanation.

Rule-based reasoning can be considered as generalized multi-hop reasoning and can also be evaluated on our benchmark. Given a triple query $(h, r, ?)$, it needs to predict the tail entity t and give some Horn rules with confidence as an explanation, where the rules are of the following form:

$$r(X, Y) \leftarrow r_1(X, A_1) \wedge \dots \wedge r_n(A_{n-1}, Y). \quad (1)$$

In order to get the same path as the multi-hop reasoning task, we sort these rules in descending order of confidence, and match them on KG.

4 Benchmark

In order to quantitatively evaluate the interpretability of multi-hop reasoning models, we first construct a dataset based on Wikidata (Section 4.1).

Dataset	# Entity	# Relation	# Triple
WD15K	15,817	182	176,524

Table 1: Statistics of WD15K. The three columns denote the number of entities, relations and triples, respectively.

After that, we propose a general evaluation framework (Section 4.2). Based on this framework, we do some preparation work (Section 4.3) and build benchmarks with manual annotation (Section 4.4) and mined rules (Section 4.5).

4.1 Dataset Construction

We curate an interpretable dataset **WD15K** based on Wikidata as well as the widely-used FB15K-237 (Toutanova et al., 2015). We aim to utilize the read friendly relations in Wikidata, meanwhile remain the entities from FB15K-237 unchanged. We rely on the Freebase ID property of each entity in Wikidata to bridge the two sources and the final statistics of our dataset WD15K are listed in Table 1. We shuffle it and use 90%/5%/5% as our training/validation/test set. Due to space limitations, we put the detailed steps of dataset construction in supplementary materials (Appendix A).

4.2 Evaluation Framework

We propose a general framework for quantitatively evaluating the interpretability of multi-hop reasoning models. Formally, each triple (h, r, t) in the test set is converted into a triple query $(h, r, ?)$. The model is required to predict tail entities t and possible reasoning paths. We thus compute an interpretability score for the model, which is defined based on three metrics: **Path Recall** (PR), **Local Interpretability** (LI) and **Global Interpretability** (GI).

Path Recall represents the proportion of triples in the test set that can be found by the model with at least one path from the head entity to the tail entity. It is formally defined as

$$\text{PR} = \frac{\sum_{(h,r,t) \in \mathcal{T}^{\text{test}}} \text{Cnt}(h, r, t)}{|\mathcal{T}^{\text{test}}|}, \quad (2)$$

where $\text{Cnt}(h, r, t)$ is an indicator function to denote whether the model can find a path from h to t . The function value is 1 if at least one path can be found, otherwise, it is 0. PR is necessary because, for most models, not every triple can be found a path from the head entity to the tail entity. For RL-based multi-hop reasoning models (e.g., MINERVA), the

beam size is critical hyper-parameter that has direct impacts on PR. The larger the beam size is, the more paths the model can find. In realistic, it, however, cannot be set to infinite. That is, there is an upper limit on the number of paths for each triple query $(h, r, ?)$. On the other hand, there may not be a path from h to t , or we may not be able to match a real path on the KG for every rule. This leads to $\text{Cnt}(h, r, t) = 0$.

Local Interpretability is used to evaluate the reasonableness of paths found by the model. It is defined as

$$\text{LI} = \frac{\sum_{(h,r,t) \in \mathcal{T}^{\text{test}}} \text{Cnt}(h, r, t) S(p)}{\sum_{(h,r,t) \in \mathcal{T}^{\text{test}}} \text{Cnt}(h, r, t)}, \quad (3)$$

where p is the best path from h to t found by the model (path with the highest score), and $S(p)$ is the interpretability score of this path which will be introduced in the following section.

Global Interpretability evaluates the overall interpretability of the model, as LI can only express the reasonable degree of the path found by the model, but it fails to consider how many paths can be found. We define GI as follows:

$$\text{GI} = \text{PR} \cdot \text{LI}. \quad (4)$$

We summarize and compare LI and GI. Specifically, LI can reflect the interpretability of all paths that can be found, while GI evaluates the overall interpretability of the model.

4.3 Preparation for Benchmark

Based on WD15K and the above evaluation framework, we can construct benchmarks to quantitatively evaluate the interpretability. However, $S(p)$ in the evaluation framework is difficult to obtain. Thus, before the specific construction, some preparation work is needed, i.e., data preparation and approximation strategy.

Data Preparation. Following previous work, in order to enrich the paths found by multi-hop reasoning model, for each triple (h, r, t) in the training set, we also add a new triple (t, r^{-1}, h) to it. After that, for every triple (h, r, t) in the test set of WD15K, we use breadth first search (BFS) to search all paths from h to t on the training set. Here we limit the maximum number of hops of the path to 3, i.e., there are at most 3 relations in the path. The maximum number of hops 3 is a value widely used by multi-hop reasoning models (e.g., MultiHop). Too many hops will greatly increase the search space

of the path, and in addition too long paths will lead to a decrease in interpretability. We run the BFS algorithm on all 8,761 triples in the test set. After deduplication, we finally get about 16 million paths. These paths make up the final path set \mathcal{P} . \mathcal{P} contains all the paths that may be discovered by the multi-hop reasoning models.

Approximation Optimization. As we know, \mathcal{P} contains about 16 million paths. Therefore, it is not practical to give each path in \mathcal{P} an interpretability score $S(p)$. Therefore, we propose an approximate strategy, which is based on the observation that the interpretability of a path mostly depends on the interpretability of its corresponding rules. Specifically, we convert every path $p \in \mathcal{P}$ into its corresponding rule f , and use the rule interpretability score $S(f)$ as the path interpretability score $S(p)$, i.e.,

$$S(p) \approx S(f). \quad (5)$$

Formally, for a path p

$$(h, r, t) \leftarrow (h, r_1, e_1) \wedge (e_1, r_2, e_2) \wedge (e_2, r_3, t), \quad (6)$$

we convert it to the following rule f

$$r(X, Y) \leftarrow r_1(X, A_1) \wedge r_2(A_1, A_2) \wedge r_3(A_2, Y). \quad (7)$$

After this conversion, we convert \mathcal{P} into a set of rules \mathcal{F} . Because the rules are entity-independent, the size of \mathcal{F} is greatly reduced compared to \mathcal{P} . The final size of \mathcal{F} is 96,019, which is much smaller than 16 million.

After the above processing, we only need to give each rule $f \in \mathcal{F}$ an interpretable score $S(f)$ to successfully build the benchmark.

4.4 Benchmark with Manual Annotation

To obtain accurate interpretability results, we manually label each rule in \mathcal{F} with an interpretability score and form a benchmark. The specific build process of this benchmark can be divided into 2 steps, namely pruning optimization and manual annotation. We will detail these two parts separately.

Pruning Optimization. We propose a pruning strategy in order to save the annotation cost without causing a large impact on the final result. This strategy is based on the assumption that those rules that are not in the list of rules mined by the rule mining tool, or those rules with very low confidence, have a much lower reasonable probability. We do some confirmatory experiments to verify our assumption.

	N Rules	S Rules	O Rules
Criteria	$f \in \mathcal{F}^A \wedge c(f) \geq 0.01$	$f \in \mathcal{F}^A \wedge c(f) < 0.01$	$f \notin \mathcal{F}^A$
# Rules	15,458	5,534	75,027
# Paths	14.8M	0.7M	0.8M
Avg Score	0.216	0.005	0.069

Table 2: Classification criteria and statistics of the three types of rules in \mathcal{F} , where $c(f)$ is the confidence score of rule f , # Rules denotes the number of rules, # Paths denotes the number of paths corresponding to this type of rule in \mathcal{P} and Avg Score denotes the average interpretability score of such rules.

We use AnyBURL as a rule mining tool to mine rules on the training set of WD15K, and finally get 36,065 rules with confidence between 0 and 1. These rules form a rule set \mathcal{F}^A . After that, the rules in \mathcal{F} can be divided into three categories, i.e., normal confidence rules (N rules), small confidence rules (S rules), and other rules (O rules). We randomly sample 500 rules from each of these three types of rules and label them with interpretability scores. The classification criteria of the rules and the labeling results are shown in Table 2. The 0.01 in the table is the threshold value used to select rules with low confidence, which is widely adopted by rule mining tools.

From the table, we can find that the average interpretability score of S rules is much lower than that of N rules. Although the average score of O rules is not as small as that of S rules, they corresponds to too few paths (0.4M), while the number of rules is relatively large (75,027). Therefore, O rules can be considered as “long-tail” rules. In order to save the cost of labeling, and as far as possible not to affect the final evaluation results, we only manually label the interpretability score of N rules. For other rules, we use the average score of this type of rule as their interpretability score. Formally, for every rule $f \in \mathcal{F}$, $S(f)$ is defined as

$$S(f) = \begin{cases} S(f), & f \text{ belongs to N rules} \\ 0.005, & f \text{ belongs to S rules} \\ 0.069, & f \text{ belongs to O rules} \end{cases} \quad (8)$$

where 0.005 is the average interpretability score of S rules and 0.069 is the average interpretability score of O rules.

Manual Annotation. Because it is difficult for annotators to directly annotate the interpretability score of rules, for every N rule in \mathcal{F} , we randomly sample up to 10 corresponding real paths in \mathcal{P} for labeling. Here 10 is a trade-off between the evaluation effect and the labeling cost. If some rules have

less than 10 real paths in \mathcal{P} , we will take all the paths for labeling. After that, we use the average interpretability scores of the paths corresponding to the rule as the score for this rule. Formally, for a rule h , its interpretability score is defined as

$$S(f) = \frac{1}{|P_c(f)|} \sum_{p \in P_c(f)} S(p), \quad (9)$$

where $P_c(f)$ are all sampling paths for rule f . It is worth noting that we cannot annotate the interpretability scores of all paths in \mathcal{P} . For the few paths annotated in Equation 9, we can directly obtain their $S(p)$, while for most of the other paths, we use Equation 5 to obtain their approximate interpretability scores. For the 15,458 N rules in \mathcal{F} , we finally get 102,694 relevant real paths. Each rule corresponds to 6.65 real paths on average.

It is a subjective and difficult thing to directly give an interpretability score for each path. In order to eliminate the influence of subjectivity and make labeling simple, for every true path, we let the annotator choose one of the following three options, namely reasonable, partially reasonable, and unreasonable. These three options correspond to 1, 0.5 and 0 points of the interpretability score respectively. We also try to set the number of options to 2 (reasonable and unreasonable) or 4 (reasonable, most reasonable, few reasonable and unreasonable), but the final labeling accuracy will decrease. Therefore, we finally adopt the current three-level interpretability score division. In the actual annotation, we use the Graphviz¹ tool to convert the abstract path into a picture, which further reduces the difficulty of annotation.

Table 3 shows some cases from our labeled dataset, where the interpretability score of a rule is the average of the scores of the paths it samples.

4.5 Benchmarks with Mined Rules

In addition to the benchmark with manual annotation, we also build benchmarks with mined rules. Specifically, we can use rule mining tools to mine rules on the training set. These mined rules form a rule set \mathcal{F}^* (\mathcal{F}^* is \mathcal{F}^A for AnyBURL). We can use the confidence of every rule as the interpretability score. But this will face a problem, i.e., there is no calibration between the confidence and interpretability score of the rule.

To solve this problem, similar to manual annotation in Section 4.4, we need to use 3 classifica-

¹<https://graphviz.org>

Rule: $\text{cast_member}(X, Y) \leftarrow \text{producer}(X, A_1) \wedge \text{spouse}(A_1, Y)$		score: 0.0
1	$(\text{Veer-Zaara, cast member, Rani Mukherjee}) \leftarrow (\text{Veer-Zaara, producer, Aditya Chopra}) \wedge (\text{Aditya Chopra, spouse, Rani Mukherjee})$	score: 0.0
2	$(\text{Victor Victoria, cast member, Julie Andrews}) \leftarrow (\text{Victor Victoria, producer, Blake Edwards}) \wedge (\text{Blake Edwards, spouse, Julie Andrews})$	score: 0.0
3	$(10, \text{cast member, Julie Andrews}) \leftarrow (10, \text{producer, Blake Edwards}) \wedge (\text{Blake Edwards, spouse, Julie Andrews})$	score: 0.0
...
Rule: $\text{instrument}(X, Y) \leftarrow \text{occupation}(X, A_1) \wedge \text{uses}(A_1, Y)$		score: 0.9
1	$(\text{Sheryl Crow, instrument, guitar}) \leftarrow (\text{Sheryl Crow, occupation, guitarist}) \wedge (\text{guitarist, uses, guitar})$	score: 1.0
2	$(\text{Tom Waits, instrument, piano}) \leftarrow (\text{Tom Waits, occupation, pianist}) \wedge (\text{pianist, uses, piano})$	score: 1.0
3	$(\text{Bruce Hornsby, instrument, piano}) \leftarrow (\text{Bruce Hornsby, occupation, pianist}) \wedge (\text{pianist, uses, piano})$	score: 1.0
...

Table 3: Some cases in our labeled dataset. The interpretability score of each rule is obtained from the average score of the paths it samples.

tions (reasonable, partially reasonable, and unreasonable) to label the interpretability score of some rules. We define two thresholds h_1 and h_2 , and the classification $\text{Type}(f)$ of a rule f is defined as:

$$\text{Type}(f) = \begin{cases} \text{unreasonable, } c(f) < h_1 \\ \text{partially reasonable, } h_1 \leq c(f) < h_2 \\ \text{reasonable, } c(f) \geq h_2 \end{cases} \quad (10)$$

where $c(f)$ is the confidence score of rule f . We can regard it as a three-classification task, where the type of prediction is $\text{Type}(f)$, and the golden type is the annotation result. We use Micro-F1 score to find the best h_1 and h_2 , i.e., we search the best h_1 and h_2 that can get the highest Micro-F1 score. Finally, for every rules $f \in \mathcal{F}$, we define it interpretability score as follows:

$$S(f) = \begin{cases} 0, & f \in \mathcal{F}^* \wedge c(f) < h_1 \\ 0.5, & f \in \mathcal{F}^* \wedge h_1 \leq c(f) < h_2 \\ 1, & f \in \mathcal{F}^* \wedge c(f) \geq h_2 \\ 0, & f \notin \mathcal{F}^* \end{cases} \quad (11)$$

Notice that there is no absolute correlation between the confidence and the interpretability score of the rule. Therefore, the benchmark with mined rules cannot accurately measure the interpretability. It may be used to compare the interpretability between different models. In general, if you want to evaluate the accurate interpretability of multi-hop reasoning models, you can use the benchmark with manual annotation. If you are more concerned about the performance of the model on multiple datasets, you can use the benchmark with mined rules since rule mining tools can be used on most KGs.

5 Experiments

In experiments, we test the interpretability of the existing models on the benchmark with manual annotation. In addition, we also compare the differences in performance between benchmarks, and the gap between them and the golden truth.

5.1 Experimental Setup

Models. In our experiments, we select some multi-hop reasoning models and rule-based reasoning models to evaluate their interpretability². For multi-hop reasoning, we use the following five models: MINERVA (Das et al., 2018), MultiHop (Lin et al., 2018), DIVINE (Li and Cheng, 2019), R2D2 (Hildebrandt et al., 2020) and RuleGuider (Lei et al., 2020). For rule-based reasoning, we evaluate the interpretability on the following four models: AMIE+ (Galárraga et al., 2015), NeuralLP (Yang et al., 2017), RuLES (Ho et al., 2018) and AnyBURL (Meilicke et al., 2019). In particular, we have some variants for MultiHop, RuleGuider, and RuLES since they are all based on KG embedding models. The content after the model name represents the embedding model used.

Evaluation Protocol. We mainly conduct two types of experiments, namely, link prediction and interpretability evaluation. Link prediction task mainly tests the performance of the model on KG completion. For every triple (h, r, t) in the test set, we can convert it to a triple query $(h, r, ?)$. Models should give a descending order of the probability that each entity is the correct tail entity. We use two evaluation metrics MRR and Hits@N (Dettmers et al., 2018) in link prediction experiment. The interpretability evaluation experiment is mainly used to measure the interpretability of reasoning models. Three evaluation metrics, i.e., PR, LI and GI, are used in this experiment.

Implementation Details. The distributions of our WD15K and FB15K-237 are relatively consistent, so for all baseline models, we use their parameters on FB15K-237. For models that do not provide parameters on FB15K-237, we use the

²For most other models in related work, we do not add them to experiments because their codes cannot easily output paths or rules.

default parameters they provide. In order to avoid the influence of beam size on path recall as much as possible, for the RL-based multi-hop reasoning models, we set the beam size to 512. For rule mining tools, we set the mining threshold of confidence and head coverage to 0.001. Besides, we use the Max Aggregation method (Meilicke et al., 2019) to apply the mined rules to rule-based reasoning task.

5.2 Results

Table 4 show the experimental results on WD15K using benchmark with manual annotation. For link prediction experiment, AnyBURL can achieve comparable or better performance than the best multi-hop reasoning model.

In terms of interpretability that this paper is more concerned about, AnyBURL also achieves almost the best results. From a detailed analysis, AnyBURL achieves the highest value of 98.9 in the evaluation metric of PR, which shows that almost all triples in the test set can be found a real path by AnyBURL. For multi-hop reasoning models, there is no big gap with AnyBURL in PR. NeuralLP achieves the highest LI score among all models and is much higher than the other models. But this does not mean that NeuralLP is a highly interpretable model, because its PR score is only 10.2. It achieves a high LI score because it only uses rules with high confidence as an explanation. For most triples, it cannot give rules corresponding to a real path. This phenomenon of inconsistency between the evaluation results and the actual interpretability is why we have to elicit GI, which can reflect the overall interpretability of the model.

Among all the models, AnyBURL achieves the highest GI score, which is considerably higher than the second place. RuleGuider is an improved model based on MultiHop. It adds the confidence information of rules (mined by AnyBURL) to the reward, which can improve the interpretability of the model. Judging from the experimental results, such an improvement is indeed effective.

In summary, the current multi-hop reasoning models do have some degree of interpretability. However, compared with the best rule-based reasoning model AnyBURL, multi-hop reasoning models still have some gaps in interpretability. Moreover, multi-hop reasoning models have no advantage over AnyBURL for the link prediction task. This reveals that the current multi-hop reasoning models have many shortcomings, and they still

Model	MRR	@1	@3	@10	PR	LI	GI
NeuralLP	22.9	19.0	24.6	30.6	10.2	80.4	8.2
AMIE+	-	30.2	40.3	48.7	77.0	42.1	32.4
RuLES-TransE	-	44.2	56.3	67.5	92.6	32.9	30.5
RuLES-HolE	-	43.9	55.2	66.1	91.7	34.0	31.2
AnyBURL	-	45.9	58.0	70.4	98.9	38.4	38.0
MINERVA	42.6	37.5	44.7	51.6	70.7	28.1	19.8
MultiHop-DistMult	<u>50.3</u>	<u>41.8</u>	<u>54.8</u>	<u>66.8</u>	89.4	30.6	27.4
MultiHop-ConvE	37.0	24.3	43.2	63.7	91.2	27.0	24.6
MultiHop-TuckER	32.3	20.9	36.3	57.3	<u>91.3</u>	28.8	26.3
DIVINE	35.8	27.0	40.3	54.1	67.0	33.0	22.1
R2D2	41.6	36.1	45.9	60.8	7.10	31.5	2.2
RuleGuider-DistMult	48.0	38.8	53.0	66.1	89.3	<u>34.3</u>	<u>30.6</u>
RuleGuider-ConvE	47.8	38.0	53.2	66.7	88.7	30.2	26.8
RuleGuider-TuckER	23.4	13.8	28.0	43.2	74.3	33.3	24.7
Upper Bound	-	-	-	-	99.9	63.4	63.4

Table 4: Experimental results on WD15K. @1, @3 and @10 denote Hits@1, Hits@3 and Hits@10 metrics, respectively. All metrics are multiplied by 100. The best score of rule-based reasoning models is in **bold**, and the best score of multi-hop reasoning models is underlined. Upper Bound denotes the upper bound interpretability scores given by our benchmark with manual annotation.

lag behind the best rule-based reasoning model in terms of performance and interpretability. In the future, we should investigate how to better incorporate the mined rules into the multi-hop reasoning model to achieve better link prediction performance and interpretability.

In addition, we also have upper bound score in Table 4, which is given by our benchmark, i.e., for each triple we always choose the path with the highest interpretability score. We can see that Upper Bound is much higher than all models, which indicates that multi-hop reasoning models still have a lot of room for improvement and needs continued research.

5.3 Manual Annotation vs. Mined Rules

In order to compare the performance between different benchmarks, all existing models are tested for interpretability on benchmarks with manual annotation and mined rules. In addition, we have some pruning strategies in the manual annotation. In order to investigate how much these pruning strategies affect the final evaluation performance, we also give the golden interpretability scores of the existing models using a direct evaluation of the sampled paths. Specifically, for each model to be tested, we randomly select 300 paths to the correct tail entity found by the model. After that, we combine and disorganize all the paths and randomly assign them to the annotator to label the interpretability. We use the same three-grade divi-

Model	Manual	AM	RT	RH	AB	Golden
NeuralLP	8.2	8.6	8.6	8.4	9.2	9.3
AMIE+	32.4	-	17.6	13.0	23.6	26.5
RuLES-TransE	30.5	15.6	-	19.7	22.4	30.4
RuLES-HoIE	31.2	15.9	25.4	-	23.1	30.9
AnyBURL	38.0	16.4	21.7	17.1	-	35.9
MINERVA	19.8	0.4	1.8	0.7	5.4	25.3
MultiHop-DistMult	27.4	5.7	5.0	3.2	11.1	29.1
MultiHop-ConvE	24.6	3.2	3.5	1.9	8.9	24.1
MultiHop-TuckER	26.3	3.2	4.1	2.4	10.6	23.9
DIVINE	22.1	3.4	3.6	2.3	11.1	23.4
R2D2	2.2	0.2	0.3	0.2	1.0	2.5
RuleGuider-DistMult	30.6	3.3	2.8	2.1	10.8	30.1
RuleGuider-ConvE	26.8	4.0	3.5	2.8	11.4	29.1
RuleGuider-TuckER	24.7	2.1	1.7	1.2	8.3	26.2
ABS-DIFF-AVG	1.8	18.3	16.7	18.5	11.8	-

Table 5: The interpretability evaluation results using different benchmarks. All numbers in the table are GI scores and are multiplied by 100. Manual denotes benchmark based on manually labeled dataset. AM, RT, RH and AB denote benchmark with rules mined from AMIE+, RuLES-TransE, RuLES-HoIE and AnyBURL, respectively. Golden denotes the golden interpretability results. ABS-DIFF-AVG denotes the average of the absolute value between the interpretability score of this benchmark and the golden score.

sion for labeling as in 4.4. In addition, each path is assigned to 3 annotators, and only paths with consistent results from at least 2 annotators are kept. If a model ends up with less than 300 paths, we continue random selection until a sufficient number is reached.

Table 5 shows the results of interpretability evaluation with different benchmarks on WD15K. It is worth noting that some data in the table are missing because it is not reasonable to use the rules mined by the rule mining model to evaluate the model itself. We introduce the ABS-DIFF-AVG in the last row of the table, which represents the average of the absolute value between the interpretability score of this benchmark and the golden score. It can measure the gap between this benchmarks and the golden truth. From the table, we can learn that the benchmark with manual annotation can reflect the real interpretability of the model well, which indicates that the approximation and pruning strategies do not have a large impact on the final performance. For the benchmarks with mined rules, they also differ more from each other. The benchmark based on AnyBURL can achieve results closer to those of golden. But they also have some common points, i.e., the evaluation is more accurate for rule-based reasoning models and worse for multi-hop reasoning models.

In summary, the benchmark with manual annotation can accurately evaluate the interpretability of the model. In contrast, the benchmark with mined rules cannot provide accurate results. However, it has some advantages of its own. For example, it can be applied to other KGs, which has more generality. In addition, it can provide a reference indicator for comparison between different models’ interpretability.

6 Conclusion

Multi-hop reasoning for KGs has been widely studied in recent years. However, most previous works are conducted on the assumption that the reasoning paths are reasonable. As a result, most of them only care about the performance of the model and neglect the evaluation of path interpretability. In this paper, we propose a framework to quantitatively evaluate the interpretability of multi-hop reasoning models. Based on this framework, we annotate a dataset to form a benchmark named BIMR that can accurately evaluate the interpretability. In addition, we also construct benchmarks with generalization ability with mined rules. Experimental results show that our benchmark with manual annotation achieves similar results to the golden truth, which indicates that our benchmark can be used to automatically evaluate the interpretability of the model.

References

- Antoine Bordes, Nicolas Usunier, Alberto Garcia-Duran, Jason Weston, and Oksana Yakhnenko. 2013. Translating embeddings for modeling multi-relational data. In *NIPS*.
- Wenhu Chen, Wenhan Xiong, Xifeng Yan, and William Yang Wang. 2018. Variational knowledge graph reasoning. In *NAACL*.
- Rajarshi Das, Shehzaad Dhuliawala, Manzil Zaheer, Luke Vilnis, Ishan Durugkar, Akshay Krishnamurthy, Alex Smola, and Andrew McCallum. 2018. Go for a walk and arrive at the answer: Reasoning over paths in knowledge bases using reinforcement learning. In *ICLR*.
- Tim Dettmers, Pasquale Minervini, Pontus Stenetorp, and Sebastian Riedel. 2018. Convolutional 2d knowledge graph embeddings. In *AAAI*.
- Cong Fu, Tong Chen, Meng Qu, Woojeong Jin, and Xiang Ren. 2019. Collaborative policy learning for open knowledge graph reasoning. In *EMNLP*.

- Luis Galárraga, Christina Teflioudi, Katja Hose, and Fabian Suchanek. 2015. Fast rule mining in ontological knowledge bases with amie+. *The VLDB Journal*.
- Leilani H Gilpin, David Bau, Ben Z Yuan, Ayesha Bajwa, Michael Specter, and Lalana Kagal. 2018. Explaining explanations: An approach to evaluating interpretability of machine learning. *arXiv preprint arXiv:1806.00069*.
- Marcel Hildebrandt, Jorge Andres Quintero Serna, Yunpu Ma, Martin Ringsquandl, Mitchell Joblin, and Volker Tresp. 2020. Reasoning on knowledge graphs with debate dynamics. In *AAAI*.
- Vinh Thinh Ho, Daria Stepanova, Mohamed H Gad-Elrab, Evgeny Kharlamov, and Gerhard Weikum. 2018. Rule learning from knowledge graphs guided by embedding models. In *ISWC*.
- Harsh Jhamtani and Peter Clark. 2020. Learning to explain: Datasets and models for identifying valid reasoning chains in multihop question-answering. In *EMNLP*.
- Deren Lei, Gangrong Jiang, Xiaotao Gu, Kexuan Sun, Yuning Mao, and Xiang Ren. 2020. Learning collaborative agents with rule guidance for knowledge graph reasoning. In *EMNLP*.
- Ruiping Li and Xiang Cheng. 2019. Divine: A generative adversarial imitation learning framework for knowledge graph reasoning. In *EMNLP*.
- Xi Victoria Lin, Richard Socher, and Caiming Xiong. 2018. Multi-hop knowledge graph reasoning with reward shaping. In *EMNLP*.
- Xin Lv, Xu Han, Lei Hou, Juanzi Li, Zhiyuan Liu, Wei Zhang, Yichi Zhang, Hao Kong, and Suhui Wu. 2020. Dynamic anticipation and completion for multi-hop reasoning over sparse knowledge graph. In *EMNLP*.
- Christian Meilicke, Melisachew Wudage Chekol, Daniel Ruffinelli, and Heiner Stuckenschmidt. 2019. Anytime bottom-up rule learning for knowledge graph completion. In *IJCAI*.
- Pasquale Minervini, Sebastian Riedel, Pontus Stenertorp, Edward Grefenstette, and Tim Rocktäschel. 2020. Learning reasoning strategies in end-to-end differentiable proving. In *ICML*.
- Pouya Ghiasnezhad Omran, Kewen Wang, and Zhe Wang. 2018. Scalable rule learning via learning representation. In *IJCAI*.
- Tim Rocktäschel and Sebastian Riedel. 2017. End-to-end differentiable proving. In *NIPS*.
- Ali Sadeghian, Mohammadreza Armandpour, Patrick Ding, and Daisy Zhe Wang. 2019. Drum: End-to-end differentiable rule mining on knowledge graphs. In *NeurIPS*.
- Yelong Shen, Jianshu Chen, Po-Sen Huang, Yuqing Guo, and Jianfeng Gao. 2018. M-walk: Learning to walk over graphs using monte carlo tree search. In *NIPS*.
- Kristina Toutanova, Danqi Chen, Patrick Pantel, Hoi-fung Poon, Pallavi Choudhury, and Michael Gamon. 2015. Representing text for joint embedding of text and knowledge bases. In *EMNLP*.
- Guojia Wan, Shirui Pan, Chen Gong, Chuan Zhou, and Gholamreza Haffari. 2020. Reasoning like human: Hierarchical reinforcement learning for knowledge graph reasoning. In *IJCAI*.
- Heng Wang, Shuangyin Li, Rong Pan, and Mingzhi Mao. 2019. Incorporating graph attention mechanism into knowledge graph reasoning based on deep reinforcement learning. In *EMNLP*.
- Wenhan Xiong, Thien Hoang, and William Yang Wang. 2017. Deeppath: A reinforcement learning method for knowledge graph reasoning. In *EMNLP*.
- Fan Yang, Zhilin Yang, and William W Cohen. 2017. Differentiable learning of logical rules for knowledge base reasoning. In *NIPS*.
- Mengjiao Yang and Been Kim. 2019. Bim: Towards quantitative evaluation of interpretability methods with ground truth. *arXiv preprint arXiv:1907.09701*.

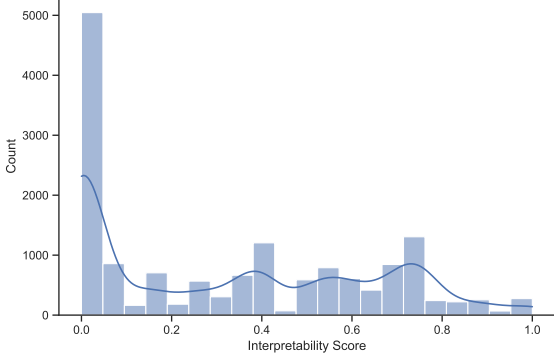


Figure 2: The distribution of interpretability scores for rules in our manually annotated dataset.

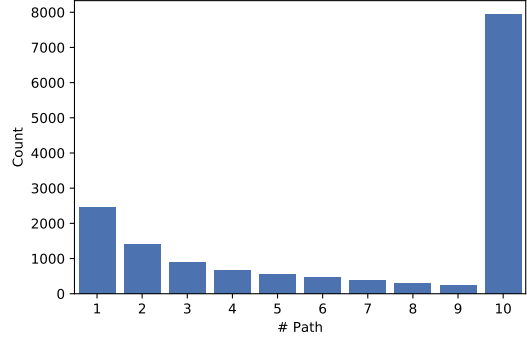


Figure 3: Distribution of the number of paths sampled by each rule in our annotation process.

A Dataset Construction

The detailed steps for building WD15K are:

(1) We align entities in FB15K-237 to Wikidata³ using Freebase IDs. Almost all entities (98.7%) in FB15K-237 can be found in Wikidata and these 14,353 entities make up our initial entity set \mathcal{E} .

(2) We use every triple (h, r, t) in Wikidata whose h and t are in \mathcal{E} to form a temporary triple set \mathcal{T}' . For all relations r in \mathcal{T}' , if the number of triples corresponding to r is greater than 5, we save them and finally form the relation set \mathcal{R} .

(3) For every entity that has more than 10 triples with entities in \mathcal{E} through relations in \mathcal{R} , we save them as the additional entity set \mathcal{E}' . We randomly select some entities in \mathcal{E}' and add them to \mathcal{E} , which eventually increases the number of entities in \mathcal{E} to 15,817.

(4) We extract (h, r, t) whose $h, t \in \mathcal{E}$ and $r \in \mathcal{R}$ from Wikidata as our final triple set \mathcal{T} .

B Statistics

B.1 Manual Annotation Dataset

In this section, we give some statistical information about our manually annotated dataset. Specifically, our dataset contains a total of 15,458 N rules with interpretability score, and they are obtained from the interpretability scores of 102,694 paths. Figure 2 shows the distribution of the interpretability scores of these rules. Figure 3 represents the distribution of the number of paths corresponding to each rule.

The reasonability of each relation in the knowledge graph is different. For example, the relation *cause of death* is difficult to obtain by a

reasonable reasoning path. We calculate the average value of the interpretability score of the rules corresponding to each relation. For example, for the relation *cause of death*, we find all the rules that can derive the relation *cause of death* (e.g., $\text{cause of death}(X, Y) \leftarrow \text{spouse}(X, A_1) \wedge \text{cause of death}(A_1, B)$). The average of the interpretability of these rules is the value we need. To avoid the effect of long-tail relations, we only consider relations with at least 10 rules. We give the 20 relations with the highest and lowest average interpretability scores in Figures 4 and 5, respectively.

B.2 Mined Rules

For the four rule mining models, AMIE+, RuLES-TransE, RuLES-HoLE and AnyBURL, we use them to perform rule mining on the training set of WD15K. Figure 6 shows the distribution of the confidence scores of the rules mined by these models. In addition, we give the joint distribution between the rule confidence of these models and our manually labeled interpretability scores in Figure 7. The joint distribution only calculates rules that appear in the set of 15,458 N rules we labeled.

C Annotation Example

We give some annotation examples in our annotation process in Figure 8.

D Computing Infrastructure

Our experiments are run on the server with the following configurations:

- OS: Ubuntu 16.04.6 LTS
- CPU: Intel(R) Xeon(R) CPU E5-2680 v4 @ 2.40GHz

³We use the 20190506 snapshot of Wikidata.

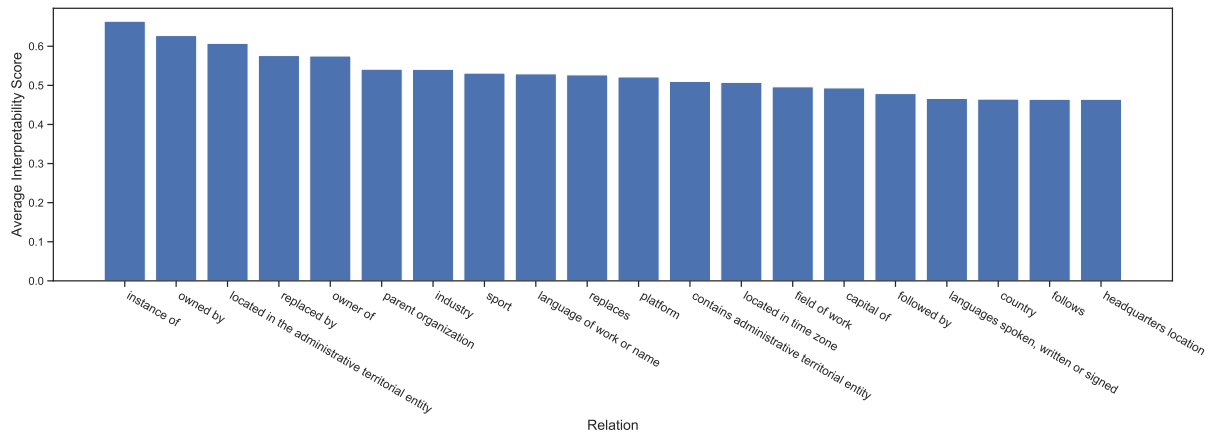


Figure 4: The 20 relations with the highest average interpretability scores in our annotation data and their average scores.

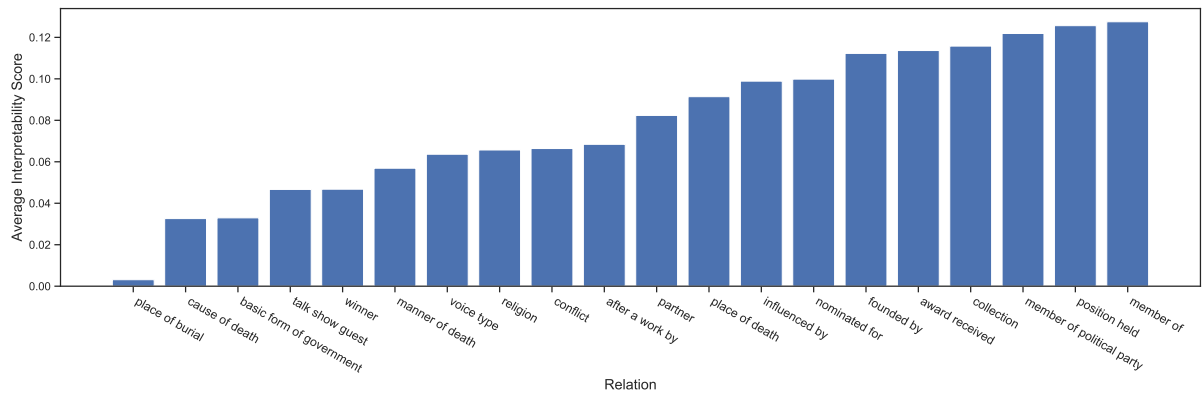


Figure 5: The 20 relations with the lowest average interpretability scores in our annotation data and their average scores.

- GPU: GeForce RTX 2080 Ti

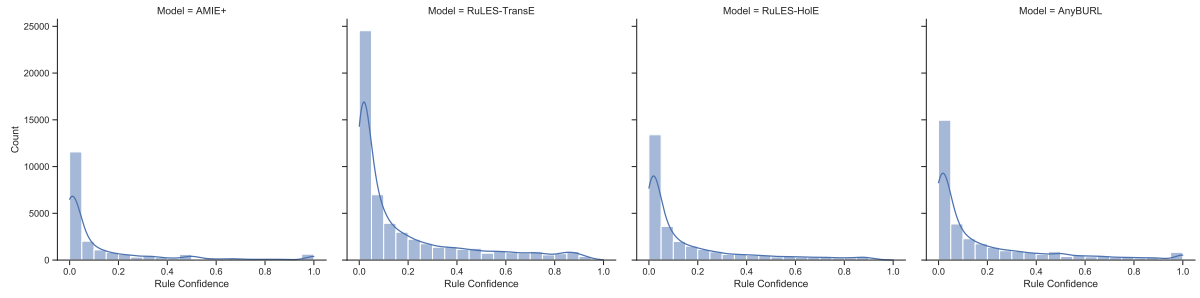


Figure 6: Distribution of confidence scores of rules mined by different rule mining tools on the training set of WD15K.

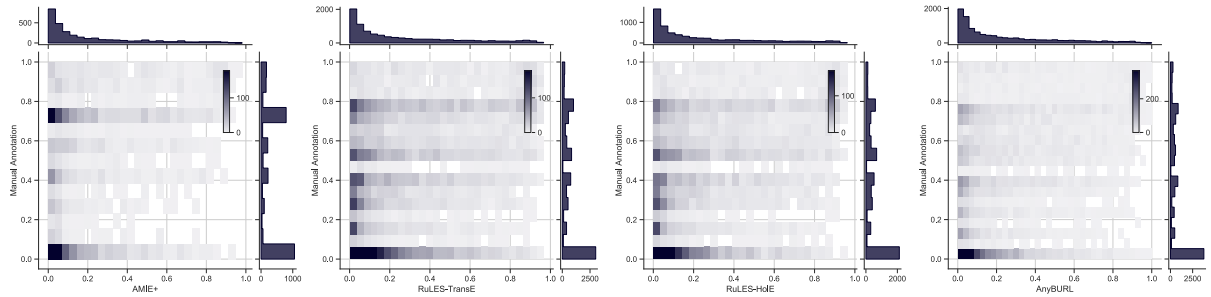


Figure 7: The joint distribution between the confidence score of the rules mined by the rule mining tool and the interpretability score in our labeled data. Specifically, the horizontal coordinate is the confidence score of the rules mined by each rule mining tool, and the vertical coordinate is the interpretability score in our labeled data.

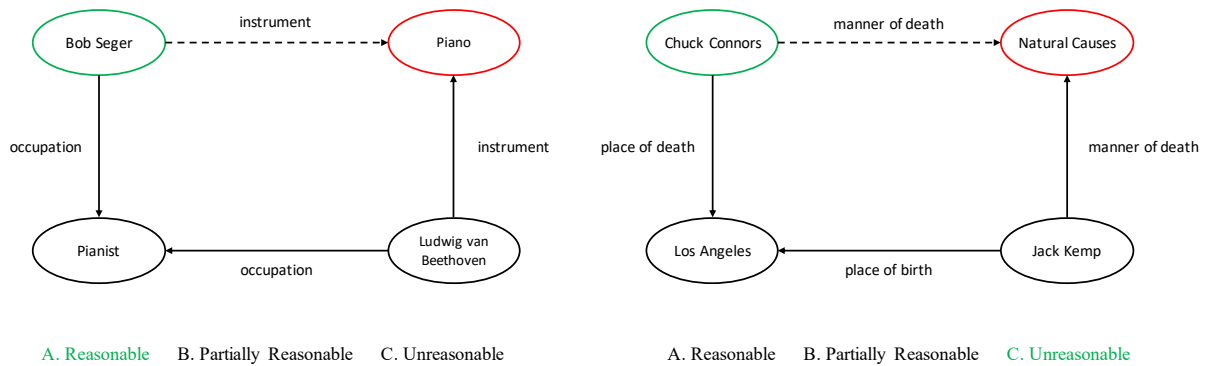


Figure 8: Some annotation examples in our annotation process, the annotator needs to judge whether this reasoning path is reasonable, and choose the correct one among the three options. The green option is the correct answer.