

Incremental Multi-Target Domain Adaptation for Object Detection with Efficient Domain Transfer

L.T. Nguyen-Meidine^α, M. Kiran^α, M. Pedersoli^α, J. Dolz^α, L-A. Blais-Morin^β, E. Granger^α

^α *LIVIA, École de technologie supérieure, Montreal, Canada*

^β *Genetec Inc., Montreal Canada*

le-thanh.nguyen-meidine.1@ens.etsmtl.ca, mkiran@livia.etsmtl.ca,

{marco.pedersoli, jose.dolz, eric.granger}@etsmtl.ca, lablaismorin@genetec.com

October 23, 2021

Abstract

Techniques for multi-target domain adaptation (MTDA) seek to adapt a recognition model such that it can generalize well across multiple target domains. While several successful techniques have been proposed for unsupervised single-target domain adaptation (STDA) in object detection, adapting a model to multiple target domains using unlabeled image data remains a challenging and largely unexplored problem. Key challenges include the lack of bounding box annotations for target data, knowledge corruption, and the growing resource requirements needed to train accurate deep detection models. The later requirements are augmented by the need to retraining a model with previous-learned target data when adapting to each new target domain. Currently, the only MTDA technique in literature for object detection relies on distillation with a duplicated model to avoid knowledge corruption but does not leverage the source-target feature alignment after UDA. To address these challenges, we propose a new Incremental MTDA technique for object detection that can adapt a detector to multiple target domains, one at a time, without having to retain data of previously-learned target domains. Instead of distillation, our technique efficiently transfers source images to a joint target domains' space, on the fly, thereby preserving knowledge during incremental MTDA. Using adversarial training, our Domain Transfer Module (DTM) is optimized to trick the domain classifiers into classifying source images as though transferred into the

target domain, thus allowing the DTM to generate samples close to a joint distribution of target domains.

Our proposed technique is validated on different MTDA detection benchmarks, and results show it improving accuracy across multiple domains, despite the considerable reduction in complexity. Our code is available at: [link](#)¹

1 Introduction

Deep learning detectors, like Faster R-CNN[25], have achieved state-of-the-art performance in a wide range of visual object detection applications and benchmarks, where robust object representations are learned from large-scale datasets [33]. However, these models still have high computational complexity and can suffer from poor generalization when there is a domain shift between the data used for training in a lab setting, i.e., the source domain, and data captured in an operational environment where the model is deployed, i.e., the target domain. While it is possible to overcome the domain shift by collecting and annotating new data for new domain and then fine-tuning the model, however, it is very costly to annotate bounding boxes for a large amount of data. Thus, unsupervised domain adaptation (UDA) techniques have been proposed to adapt a model to a target domain without annotations.

Currently, several methods have been proposed to address the problem of UDA for object detection[1, 2, 10,

¹<https://github.com/Natlem/M-HTCN>

12, 15, 26, 36]. These techniques either use adversarial loss [6] to find domain-invariant features [2, 10, 15, 26], or reconstruct the target and/or source dataset using GAN to facilitate a step by step domain adaptation [12]. Other works like [1] have combined both in order to improve performance. These techniques, however, have limitations in real-world scenarios, such as video surveillance, where vehicles or persons are captured over multiple non-overlapping camera viewpoints, with occlusion, motion blur, and varying pose, scale, illumination, and weather. While it is possible to apply these techniques on multiple domains by either having one model per target domain as in Single Target Domain Adaptation (STDA) (see Fig. 1 (a)) or to apply these techniques on a mixture of all the targets domains. These approaches are, however, either expensive and not scalable or do not leverage the knowledge shared between domains.

Multi-target domain adaptation (MTDA) refers to the problem of adapting a single model to several target domains in an unsupervised manner as shown in Fig. 1 (b). Despite its importance, MTDA remains largely unexplored, especially for object detection. Currently, the problem of MTDA has been tackled for classification tasks [3, 20, 22]. However, these techniques do not take into account the constraints of object detection, such as high computational requirements or the need for bounding box annotations, therefore making current classification techniques such as MT-MTDA[20] unrealistic for object detection in real-life application.

Another problem with these methods is that they always need to have access to all target domains for domain adaptation. In real-life applications, this can be a limiting factor since datasets, especially detection datasets, can require a significant amount of resources, computational[20] and storage. Also, these approaches lack flexibility, in the scenario where a new target domain needs to be adapted to, they would need to retrain with all the previous target domains. This makes these approaches impracticable, especially for industrial applications in which resources are limited. To the best of our knowledge, there is only one technique that handles MTDA for object detection using Incremental Learning[30]. This technique uses a duplicated model (refer to as replica model) to serve as a teacher model for distillation with the source domain for the next incremental learning step. We identify several problems with this approach. First, it does not take advantage

of existing properties of domain adaptation such as the use of domain classifiers and feature alignment between previous domains which can improve results and avoid catastrophic forgetting. Second, in industrial applications setting, using a duplicated model can be very costly in production, making it unrealistic for many applications.

In this paper, we propose a novel method to tackle unsupervised MTDA for object detection. Our method relies on a single model for domain adaptation on multiple target domains. To achieve generalization on multiple target domains and allow flexibility for future target domains, we propose to solve this problem by incrementally learn a new target domain, as in Fig. 1 (c), while taking advantages of the existing alignment of source and target features through a Domain Transfer Module (DTM). This module is trained to generate pseudo domain-transferred samples from source samples in an adversarial manner. The working of DTM is as follows: After the first UDA, domain classifiers will be trained to distinguish between source and the first target. Thus, by freezing domain classifiers and the feature extractor, we can optimize the DTM to generate new pseudo-samples that will be close to the distribution of the first target. This is done by leveraging the fact that source and target features are close to the decision boundary of domain classifiers and by pushing the source features closer to target features, as shown in Fig. 2. In the next incremental step, domain classifiers will be trained to distinguish between source and pseudo-target from DTM and the latest target, this will allow the DTM to learn to transfer samples close to the joint distribution of all targets seen by domain classifiers. When adapting to a new target domain, a frozen DTM is used to keep domain classifiers and thus the feature extractor to produce features that are still domain-invariant w.r.t previous targets. Also, since our DTM is unbounded by image space and there is no need for the images to be realistic (in contrast to adversarial samples[9] or GAN generated images[8, 34]), it has more freedom to generate pseudo-samples thus can learn a better representation of previous targets. The resulting model, not only, performs well across multiple target domains, it is also robust towards open domain adaptation scenario, i.e. it performs well on unseen target domains. In summary, we propose a Domain Transfer Module that can transfer source domain to a joint distribution of previous target domains, which helps the incremental training of upcoming target domains. Our

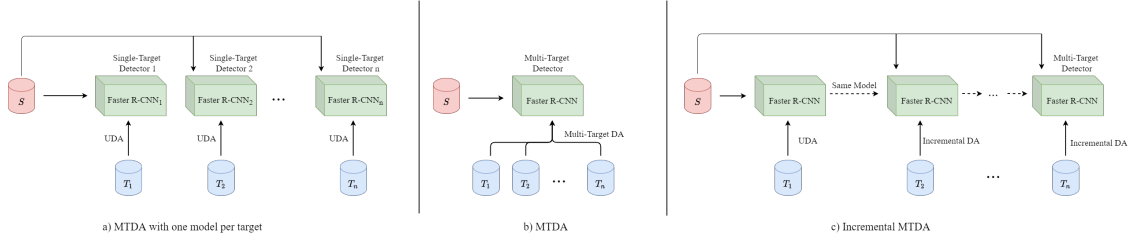


Figure 1: Illustration of different MTDA strategies. a) MTDA with one model per target b) MTDA with one model trained on multiple target domains c) Our incremental MTDA where one model is adapted gradually to each target one-by-one

learning approach also allows more flexibility in adding new target domains without having to retrain the model on all the target domains. The approach is orthogonal to most UDA techniques for detection since they are mostly based on adversarial training with domain classifiers and gradient reversal. Complexity-wise, the DTM only introduces a slight overhead during adaptation by leveraging domain classifiers and source-target features alignment and does not rely on a replica model and distillation, thus makes it more suitable for usage in industrial applications. Our method is compared to state-of-the-art techniques and several baselines on incremental MTDA benchmarks such as PascalVOC-Clipart-Watercolor-Comic and Cityscape-FoggyCityscape-RainCityscape. Results show that our technique achieves high level of accuracy across multiple target domains while using fewer resources than previous approaches.

2 Related Work

Single-Target Domain Adaptation(STDA) Object detection Currently, several methods for STDA for object detection exists [1, 2, 10, 12, 15, 26, 36]. Most of these methods are based on [2], which uses the adversarial loss to find domain-invariant features. Techniques such as [26] improve on [2] by focusing on aligning local features such as color and texture. Other such as [35] find discriminative region for detection and aligns them. In [10], authors propose a hierarchical domain adaptation with multiple adversarial layers for layer-wise feature alignment in order to improve performance. [15] proposes to use a single target domain adaptation by finding multi-domain invariant features of randomly augmented source domain and target domain. Recently, some of these techniques have been further improved upon the introduction of CycleGAN[34] to map source data to target and vice versa in order to progressively adapt a model step by step[1, 12]. While this has been proven to significantly improve the results of STDA for object detection, it is not scalable for MTDA approaches, due to the number of generated/intermediate datasets that scale linearly with the number of target domains, i.e. for the case of one source and one target domain, there would four dataset in total[1]. The actual number of intermediate/generated and original datasets can be estimated as $3n + 1$, with n the number of target domains, thus making CycleGAN unrealistic for MTDA approaches. In addition, CycleGAN needs access to target data for training, whereas in our DTM does not require data from previous targets for training thus making it more suitable for incremental learning.

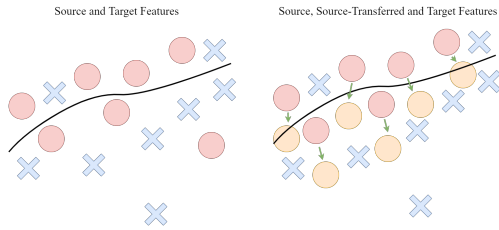


Figure 2: Illustration of transferring source feature (red circle) to pseudo-target feature (orange circle) that will be classified the same as target features (blue cross). Best viewed in color.

Multi-Target Domain Adaptation From the current literature of MTDA that exists in classification, there are several ways of performing MTDA. The first is to use domain labels[7, 20] as additional information; the second assumes that no domain labels are available and directly adapts on a mixture of target domains[3, 20, 22]. Most of these techniques are not suitable for MTDA in object detection. For example, state-of-the-art techniques such as MT-MTDA[20] use multiple teachers for multiple target domains which require a large amount of memory, making this approach unscalable and unsuitable for object detection in real-life applications since object detection models by-themselves already require many resources. Techniques such as AMEANS[3], cluster mixture of target domains into sub-target domains while trying to find domain invariant features between these target domains, are ill-suited for object detection due to a lack of bounding box annotations in target domains which complicates the object clustering.

Incremental Learning for Object Detection In current literature, there are limited works for incremental learning for object detection despite its popularity in classification[11, 31, 32]. For incremental object detection, while it exist for few-shot detection[23], the current literature is very limited for unsupervised incremental object detection. The work of [28] handles the problem of incremental learning in object detection by introducing a replica of the model trained on the previous task. This model serves as a teacher and preserves knowledge of the previous task when the current model learns a new task using distillation. [30] applies [28] in an unsupervised manner for MTDA by re-using features from the replica model for domain confusion and a L2 distillation on outputs to avoid catastrophic forgetting. While [30] achieves good performance for MTDA, we argue that it does not take full advantage of the current UDA techniques and both these techniques require a lot of resources. In addition, since it only uses the source domain for distillation which has been shown in[21] to have limited knowledge transfer and can reduce accuracy. Also, This distillation with source only guarantees consistency w.r.t to source domain and does not guarantee that features will remain domain-invariant with previous target domains. In our paper, we take advantage of the close nature of the source and target features thanks to UDA, along with domain classifiers to produce synthetic examples from the joint distribution of

previous target domains to avoid knowledge corruption, while only introduce a slight overhead.

Multi-Task Learning for Object Detection While there haven't been works on Multi-Task Learning(MTL) for object detection [16, 24], most of these works have the goal of improving the performance of the main task(detection) instead of aiming at performing well on all tasks. Besides, these techniques work with the assumption that the datasets are either labeled or belong to the same domain, such that semi-supervised learning techniques can be used. Recently, while the paper of [18] uses the term "task", they are, actually, learning different "domains". The technique of [18] tackled the problem of multi-task/multi-domain detection using incremental learning by selecting exemplars (samples from previous tasks) in combination with a duplicated/replica model to avoid catastrophic forgetting through distillation. Not only, this approach is computationally heavy, it also requires all tasks to be labeled for a supervised incremental approach.

3 Proposed method

Preliminaries Currently, most UDA techniques in detection adopt approaches that find domain-invariant features by encouraging domain confusion. We define a simple domain adaptation loss that encourages domain confusion between a source S and target domain T_1 :

$$\mathcal{L}_{DA}(\phi, S, T_1) = \lambda \sum_{x \in S \cup T_1} \mathcal{L}_C(D_{od}(\phi(x)), d_l) + L_{Sup}(S) \quad (1)$$

With L_C a binary classification loss (e.g. focal loss [17] or cross-entropy) and d_l the domain label ($d_l = 0$ for source and $d_l = 1$ for target). The adaptation to a new domain is obtained by maximizing L_C using a Gradient Reversal Layer [6]. In domain adaptation for object detection, we can use different domain classifiers, i.e. D_{img} image-level, D_{ins} instance-level and others. To abstract on that, we simplify our notation and we call D_{od} a generic domain classifier. The input for these domain classifiers, whether they are pooled features or whole image feature, is ϕ applied to an image x . λ is a parameter that balances the losses of domain confusion and detection supervised loss $L_{sup} = \mathcal{L}_{reg} + \mathcal{L}_{cls}$. With \mathcal{L}_{reg} the regression loss for bounding box localization and \mathcal{L}_{cls} the classification loss for the bounding boxes. Further detail can be found in [25].

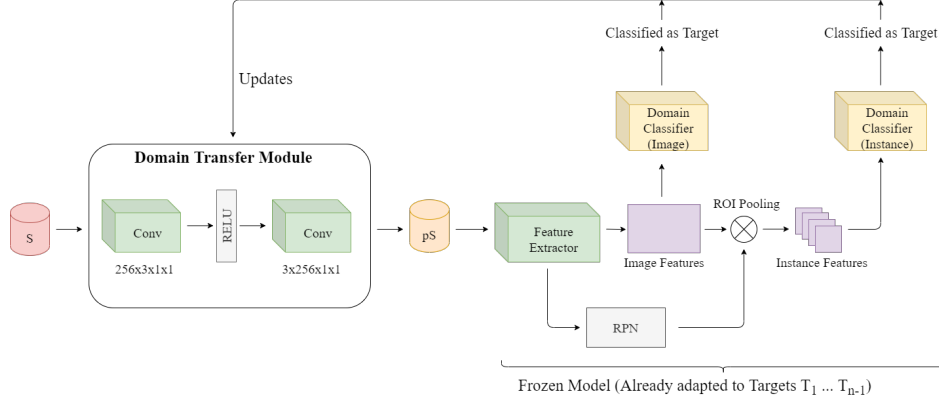


Figure 3: Training of Domain Transfer Module before incremental adaption to Target T_n with a model already adapted to targets $T_1 \dots T_{n-1}$. Convolution's weight is presented as (out channels, in channels, height, width). Best viewed in color.

For a simple incremental learning, i.e. fine-tuning using unsupervised domain adaptation, we can use the source domain as a common distribution and adapt to the new target domain T_2 :

$$\mathcal{L}_{FT}(\phi, S, T_2) = \lambda \sum_{x \in S \cup T_2} \mathcal{L}_C(D_{od}(\phi(x)), d_l) + L_{Sup}(S). \quad (2)$$

While this trivial approach can work, since a supervised loss is used as an anchor for the source domain, we argue that this can skew the representation toward the new target domain T_2 , while forgetting about the learned T_1 , a common problem in supervised incremental learning. This, however, can be overcome by using T_1 in combination with T_2 to ensure that the new domain-invariant features come from both T_1 and T_2 :

$$\mathcal{L}_{FTPrev}(\phi, S, T_1 \cup T_2) = \lambda \sum_{x \in S \cup T_1 \cup T_2} \mathcal{L}_C(D_{od}(\phi(x)), d_l) + L_{Sup}(S) \quad (3)$$

While this is a possible solution, in an incremental learning or realistic application setting, we would not have access to the previous task dataset, i.e. T_1 in this case.

DTM In order to solve this problem, we propose the **Domain Transfer Module – DTM**, which transfers source domain samples to a joint distribution of target domains. The module is composed of two convolution layers and a ReLU layer in between. The first convolution layer

projects the image into a higher dimension space by expanding the image channel-wise and the second layer project it back to the same dimension as the original input as shown in Fig. 3. The loss of DTM is based on how well pseudo-samples generated by DTM can force the domain classifier to classify them as targets while remaining close to the decision boundary, i.e. minimize the cross-entropy loss of pseudo-samples with domain label $dl = 1$ without maximizing the $dl = 0$:

$$\mathcal{L}_{DTM}(\phi, S, DTM) = \sum_{x \in S} \mathcal{L}_C(D_{od}(\phi(DTM(x))), d_l = 1). \quad (4)$$

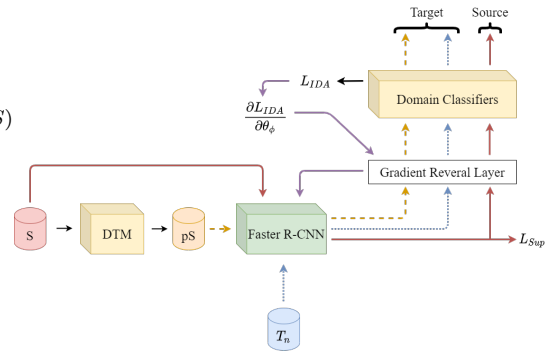


Figure 4: Incremental adaption to Target T_n with a DTM already trained for $T_1 \dots T_{n-1}$. θ_ϕ represents the parameter of our detector. Best viewed in color.

The goal of DTM is to generate pseudo-samples based on source images that will be classified as target domain rather than source domain as shown in the equation. This translates to the pseudo-samples generated by DTM being drawn from a joint distribution of all the targets that have been trained with the domain classifier D_{od} . This is done on both instance and image-level since most UDA techniques for detection use a domain classifier for image-level and one for instance which make the translation both local and global. In addition, pseudo-samples generated by DTM are unbounded by constraints such as being realistic images or having minimal changes, therefore making it easier to optimize than techniques such as CycleGAN or adversarial samples. Once a DTM is trained, the next target can be simply trained while using DTM and the previous domain classifiers to avoid catastrophic forgetting:

$$\mathcal{L}_{IDA}(\phi, S, T_n) = \lambda \sum_{x \in S \cup T_n} \mathcal{L}_C(D_{od}(\phi(x)), d_l) + \alpha \sum_{x \in S} \mathcal{L}_C(D_{od}(\phi(DTM(X))), d_l = 1) \quad (5)$$

With α the parameter to balance the importance of the loss on pseudo-samples from DTM. Equation 5 also used with a supervised loss L_{sup} similar to Equation 1. Fig. 4 illustrates an incremental adaptation step of our model with a DTM trained using Eq. 4 to a new target domain T_n . Algorithm 1 shows the overall training strategy.

Algorithm 1: Training strategy for Incremental MTDA with DTM

```

input      : A source domain dataset  $S$ , a set of target dataset  $T_1, \dots, T_n$ 
output    : A model adapted to  $n$  targets
for  $T_i \in (T_1, \dots, T_n)$  do
  if  $i = 1$  then
    Domain Adaptation using  $\mathcal{L}_{DA}(\phi, S, T_i) \rightarrow$  Update domain classifiers  $D$  and model  $\phi$ 
  else
    Incremental Domain Adaptation using  $\mathcal{L}_{IDA}(\phi, S, T_i)$  with DTM trained  $\rightarrow$  Update domain classifiers  $D$  and model  $\phi$ 
    Freeze the current model and domain classifiers
    Train a new DTM with  $\mathcal{L}_{DTM}(\phi, S, DTM)$  using current domain classifiers and model
  end

```

4 Experiments

4.1 Datasets

PascalVOC/Clipart/Watercolor/Comic : This dataset regroups a set of object detection dataset: PascalVOC (2007 + 2012) (**P**) [5] as source, Clipart (**CI**), Watercolor (**W**) and Comic (**Co**) as targets [14]. PASCAL VOC 2007 has 2501 train images, 2510 validation images, and 4952 test images and PASCAL VOC 2012 contains 5717 images for training, 5823 images for validations. Clipart, Watercolor, and Comic have respectively 1000, 2000, and 2000 images, these datasets are split in half for train and half for the test set. For our scenario of multi-domain incremental learning, we select the 6 classes that are in common among these datasets for training and evaluation.

Foggy/Rain/Cityscape : This dataset is an ensemble of three different dataset: Cityscape[4] as source, FoggyCityscape [27] and RainCityscape [13] as targets. There are 3475 images of 8 categories in each of Cityscape and FoggyCityscape with 2500 images for training and 500 for evaluation. FoggyCityscape and RainCityscape are synthetic datasets generated from Cityscape using [27] and [13]. In RainCityscape, there are 9432 images for training and 1188 for evaluation. For RainCityscape, we noticed that the class "train" is not present for evaluation. Therefore, we randomly extract 100 images with class "train" out of 500 images in the training set and transfer them to evaluation, this list of images will be provided on our repository for the community.

4.2 Implementation Details

For our experiments, we use the same settings as in [1] and other papers: the model is first trained with a 0.001 learning rate for 50k iterations and then we decrease the learning rate by a factor of 10 for the last 20k iterations. We use ResNet50 and VGG16 as a backbone with pre-trained weights from ImageNet. For the domain adaptation technique, we use HTCNet[1] for all our baselines. Since HTCNet is currently the state-of-the-art for any domain adaptation object detection that can work without CycleGAN, our method is orthogonal to most techniques. For our incremental setting, starting from the second target domain adaptation, the learning rate will always be 0.0001 and we run the algorithm for 70k iterations with the same

learning rate scheduling. α is set as 0.1 for Cityscape related scenario since there are fewer changes between Foggy/Rain/Cityscape, the only change is the synthetic weather, while others such as object's shape remain the same, and 1 for others since there more changes between domains. Since our base domain adaptation is HTCN, we use the same value for λ and other parameters. We provide further details in Supplementary Material. Our DTM is trained with a separate optimizer, using a learning rate of 0.01. For the other domain adaptation hyper-parameters, we used the same values as in [1].

4.3 Baselines

We compare our method with several baselines divided into three categories: 1) Lower bound, 2) Comparable baselines, 3) Ideal baselines. In the first category, we have "Source Only" for lower-bound. For comparable baselines, first, we compare with a baseline "FT", where the model is simply fine-tuned by domain adaptation to the next target. Then we compare with Wei et al.[30]² that uses distillation between a duplicated/replica model and the current model to avoid catastrophic forgetting. For the ideal baselines, i.e. baselines that were shown in Fig.1 a) b), we compare with the baseline "Only DA" where there is one model per target domain, i.e. the model is only domain adapted to a single target domain using [1], the baseline "FT Prev." where the model is fine-tuned in a similar way to "FT" while having access to previous target domains and lastly "Mixed" baseline where the model has access and domain adapted to the all the target domains at the same time. We follow the same scenario as in [30] for our comparison: Cityscape \rightarrow FoggyCityscape \rightarrow RainyCityscape and PascalVoc \rightarrow Clipart \rightarrow Watercolor while adding the target dataset Comic. An mean average precision(mAP) with threshold = 0.5 is used for evaluation.

4.4 Result and Discussion

For both of our scenarios Cityscape \rightarrow FoggyCityscape \rightarrow RainyCityscape and PascalVoc \rightarrow Clipart \rightarrow Watercolor \rightarrow Comic, we will show results at each step and for each target, however for the ablation study, we will only show the average accuracy of each target on each class. Some

ablation studies, such as the importance of α or feature visualization can be found in our Suppl. Material.

Table 1: Incremental Domain Adaptation from Cityscape \rightarrow FoggyCityscape \rightarrow RainCityscape

VGG16 70k Cityscape \rightarrow FoggyCityscape \rightarrow RainCityscape									
Models	bus	bicycle	car	m.cycle	person	rider	train	truck	mAP
FoggyCityscape Accuracy									
Source Only	24.4	28.4	27.0	16.4	24.5	31.0	9.2	13.3	21.8
FT	47.6	34.8	44.5	28.5	29.9	45.5	34.6	27.8	36.6
Wei et al. [30]	45.6	35.3	44.7	31.9	31.5	44.0	29.3	25.8	36.0
DTM	46.9	35.3	44.8	32.2	31.5	45.5	34.4	29.1	37.5
Only DA[1]	48.0	34.4	47.1	29.4	33.0	48.5	37.4	29.3	38.4
FT Prev.	45.2	34.9	44.8	29.9	32.0	47.9	33.1	27.0	36.8
Mixed	44.6	32.8	44.1	25.1	31.6	43.2	36.5	28.4	35.8
RainCityscape Accuracy									
Source Only	63.7	24.8	41.6	5.4	23.3	53.8	23.9	9.8	30.8
FT	83.4	33.8	51.7	8.9	26.1	61.1	36.4	24.0	40.7
Wei et al. [30]	78.2	33.1	52.4	10.5	26.1	61.6	36.4	23.4	40.2
DTM	85.1	34.0	52.1	4.2	26.7	61.5	36.5	26.2	40.8
Only DA[1]	83.1	34.7	48.5	8.2	26.2	61.9	36.1	27.1	40.7
FT Prev.	80.7	31.4	52.2	4.8	26.0	61.7	36.1	23.7	39.6
Mixed	80.2	34.3	48.6	10.0	25.7	59.0	37.3	20.8	39.5
Overall Accuracy									
Source Only	44.0	26.6	34.3	10.9	23.9	42.4	16.5	11.5	26.3
FT	65.5	34.3	48.1	18.7	28.0	53.3	35.5	25.9	38.6
Wei et al. [30]	61.9	34.2	48.5	21.2	28.8	52.8	32.8	24.6	38.1
DTM	66.0	34.6	48.4	18.2	29.3	53.5	35.4	27.6	39.1
Only DA[1]	65.5	34.5	47.8	18.8	29.6	55.2	36.7	28.2	39.5
FT Prev.	62.9	33.1	48.5	17.3	29.0	54.8	34.6	25.3	38.2
Mixed	62.4	33.5	46.3	17.5	28.6	51.1	36.9	24.6	37.6

Cityscape \rightarrow FoggyCityscape \rightarrow RainCityscape

From Table 1, we see that our method performs slightly better than other baselines. In this scenario, the "Only DA" baseline performs better than ours, however, "Only DA" has one model per target domain which has more capacity to generalize but also requires more resources. As for the comparison with "Mixed" and "FT Prev" baselines, we can see that they have lower results, this is likely due to the difficulty of adapting to two target domains at the same time. In addition, we observed that the naive "FT" baseline performs well. This suggests that the domain adaptation technique[1] can generalize well with one incremental step. However, we notice that "FT" and [30] have a more significant drop in performance in FoggyCityscape compared to our method while having similar results on RainCityscape, which makes sense since it focused only to adapt to the latest domain without taking into account previous targets. In our next scenario, we will show that by increasing the number of target domains, naive methods such as "FT" and even ideal baseline can struggle to generalize well.

²No implementation was provided thus we implemented our own

Table 2: Incremental Domain Adaptation from Clipart → Watercolor

Resnet50	PascalVoc → Clipart → Watercolor						
Models	bicycle	bird	car	cat	dog	person	mAP
Clipart Accuracy							
Source Only	44.7	28.2	16.8	10.8	12.6	46.0	26.5
FT	30.5	24.5	24.1	3.1	8.3	57.6	24.7
Wei et al. [30]	29.1	28.1	26.8	10.6	20.3	64.8	29.9
DTM (ours)	51.2	26.3	28.4	3.7	17.4	64.7	31.9
Only DA[1]	19.3	25.1	25.9	2.0	7.8	62.5	23.8
FT Prev.	35.1	27.5	26.1	2.2	16.3	63.3	28.4
Mixed	43.2	25.9	23.2	14.1	7.1	61.4	29.1
Watercolor Accuracy							
Source Only	62.7	45.6	42.5	30.0	29.4	59.0	44.9
FT	64.5	43.9	49.3	30.8	32.5	58.6	46.6
Wei et al. [30]	74.1	42.5	48.8	29.7	33.4	58.7	47.8
DTM (ours)	74.5	44.9	47.9	25.0	30.9	62.7	47.6
Only DA[1]	50.8	47.5	48.4	40.0	30.9	56.3	45.6
FT Prev.	63.6	44.8	52.5	31.1	31.4	61.8	47.5
Mixed	54.4	47.6	49.2	33.6	30.2	62.0	46.2
Overall Accuracy							
Source Only	53.7	36.9	29.6	20.4	21.0	52.5	35.7
FT	47.5	34.2	36.7	16.9	20.4	58.1	35.6
Wei et al. [30]	51.6	35.3	37.8	20.1	26.8	61.7	38.9
DTM (ours)	62.8	35.6	38.1	14.3	24.1	63.7	39.8
Only DA[1]	35.0	36.3	37.1	21.0	19.3	59.4	34.7
FT Prev.	49.3	36.1	39.3	16.6	23.8	62.5	37.9
Mixed	48.8	36.7	36.2	23.8	18.6	61.7	37.6

PascalVoc → Clipart → Watercolor Table 2 show the result of our algorithm on both Clipart (the previous target domain) and Watercolor (the new target domain). The results indicate that our algorithm performs better than other baselines and the state-of-the-art on Clipart while having similar results compared to the state-of-the-art on Watercolor dataset. It also confirms some of the discussions in the previous scenario. In addition, FT, [30] and ours all perform better than the "Only DA" baseline. This shows that, depending on the scenario, having multiple target domains can increase the performance. In our next incremental step, we add the Comic dataset and further show the effectiveness of our method when there are more domains.

PascalVoc → Clipart → Watercolor → Comic In Table 3 we report results when our previous model is further adapted to the target domain Comic. Results show that while our model is slightly lower in accuracy for Watercolor domain, it managed to have a significant gain on Clipart. Our algorithm also achieves the best result on the

Table 3: Incremental Domain Adaptation from Watercolor → Comic

Resnet50	PascalVoc → Clipart → Watercolor → Comic						
Models	bicycle	bird	car	cat	dog	person	mAP
Clipart Accuracy							
Source Only	44.7	28.2	16.8	10.8	12.6	46.0	26.5
FT	34.7	29.8	29.7	2.0	8.7	62.5	27.9
Wei et al. [30]	42.2	25.5	23.7	1.1	14.2	63.7	28.4
DTM (ours)	50.7	34.0	32.1	5.2	16.3	64.9	33.9
Only DA[1]	19.3	25.1	25.9	2.0	7.8	62.5	23.8
FT Prev.	41.2	23.4	28.7	10.6	15.4	55.7	29.2
Mixed	43.7	28.9	25.9	11.3	10.2	57.7	29.6
Watercolor Accuracy							
Source Only	62.7	45.6	42.5	30.0	29.4	59.0	44.9
FT	72.3	46.5	48.0	30.7	29.1	63.9	48.4
Wei et al. [30]	68.3	43.5	49.1	24.4	28.2	62.3	46.0
DTM (ours)	66.4	48.0	49.5	29.9	30.8	62.2	47.8
Only DA[1]	50.8	47.5	48.4	40.0	30.9	56.3	45.6
FT Prev.	60.7	40.4	46.1	25.1	21.0	53.3	41.1
Mixed	67.2	47.4	52.0	32.7	33.3	61.4	49.0
Comic Accuracy							
Source Only	28.5	12.4	13.7	13.5	12.5	34.5	19.2
FT	21.8	17.2	28.5	10.8	17.7	47.0	23.8
Wei et al. [30]	28.1	19.9	27.1	11.5	23.0	53.5	27.2
DTM (ours)	38.9	22.5	32.3	15.3	30.9	56.8	32.8
Only DA[1]	35.3	18.3	24.8	11.6	19.8	49.5	26.5
FT Prev.	25.1	15.9	26.8	11.0	23.4	44.9	24.5
Mixed	24.6	20.0	26.6	6.3	21.8	48.9	24.7
Overall Accuracy							
Source Only	45.3	28.7	24.3	18.1	18.2	46.5	30.2
FT	42.9	31.2	35.4	14.5	18.5	57.8	33.4
Wei et al. [30]	46.2	29.6	33.3	12.3	21.8	59.8	33.8
DTM	52.0	34.9	38.0	16.8	26.0	61.3	38.1
Only DA[1]	35.1	30.3	33.0	17.9	19.5	56.1	32.0
FT Prev.	42.9	28.1	36.4	18.0	22.2	49.1	32.8
Mixed	45.2	32.1	34.8	16.8	21.8	56.0	34.4

Comic domain. From the same Table, our model, not only, performs better than "Only DA", it also performs better than ideal baselines such as "FT Prev." or "Mixed". This further shows that incrementally adapting to one target domain at a time can increase performance and naively adapting a model directly or incrementally to multiple target domains at once can decrease performance. This is possibly because it is easier to generalize from one target at a time than trying to generalize directly on all three different target domains. A feature visualization for this scenario can be found in our Suppl.

4.5 Ablation Study

Open Domain Adaptation In this experiment, we evaluate the "openness" of our models and baselines, i.e. evaluating a model on a target domain that was not seen during the training/domain adaptation phase. For this, we evaluate our model and baselines after Pascal \rightarrow Clipart \rightarrow Watercolor on Comic target. To avoid confusion, the "Only DA" baseline is a model trained with HTCNet[1] directly on Comic.

Table 4: Evaluation models of **Pascal \rightarrow Clipart \rightarrow Watercolor** on **Comic**

Resnet50	PascalVoc \rightarrow Clipart \rightarrow Watercolor						
Models	bicycle	Bird	Car	Cat	dog	person	mAP
Comic							
FT	15.6	11.6	23.6	10.1	17.6	40.0	19.7
Wei et al.[30]	22.7	16.1	27.1	12.1	22.3	47.8	24.7
DTM (ours)	33.7	20.5	29.6	14.6	26.9	55.0	30.0
FT Prev.	28.6	19.5	28.5	9.4	19.9	47.0	25.5
Only DA[1]	35.3	18.3	24.8	11.6	19.8	49.5	26.5

From Table 4, we observe that our model from Pascal \rightarrow Clipart \rightarrow Watercolor performs better than all the other baselines on the unseen Comic target domain, even comparing to the direct domain adaptation "Only DA". It shows that DTM allows better robustness toward an unseen target by providing pseudo-samples designed to trick the domain classifier.

Impact of DTM In this ablation study, we evaluate the impact of a trained DTM by comparing it with a non-trained DTM, i.e initial weights used directly with the scenario PascalVoc \rightarrow Clipart \rightarrow Watercolor \rightarrow Comic.

Table 5: Incremental Domain Adaptation from PascalVoc \rightarrow Clipart \rightarrow Watercolor \rightarrow Comic. Evaluated on Clipart, Watercolor, Comic

Resnet50	PascalVoc \rightarrow Clipart \rightarrow Watercolor \rightarrow Comic						
Models	bicycle	Bird	Car	Cat	dog	person	mAP
Overall Accuracy							
DTM No Trained	48.3	30.5	36.9	14.4	24.9	56.2	35.2
DTM Trained	51.5	34.8	38.1	16.8	26.0	61.3	38.1

In Fig. 5, we project pseudo-samples generated by DTM back to image space in our Pascal \rightarrow Clipart \rightarrow Watercolor \rightarrow Comic scenario. We observe that DTM intensifies the difference between light intensity in the image which seems to be the common underlying characterizing features




Figure 5: Samples of DTM projected to image space (c) compared to original images (a) and a non-trained DTM (b). Best viewed in color

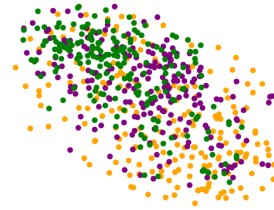


Figure 6: UMAP feature visualization of domain-transferred source domain (orange), all target domains: Clipart (purple) and Watercolor (green) from DTM trained for scenario PascalVoc \rightarrow Clipart \rightarrow Watercolor \rightarrow Comic. Best viewed in color

of the target domains Clipart and Watercolor. Table 5 shows that using DTM, which is optimized for a domain classifier, can produce a significant increase of accuracy. Note that "DTM No Trained" still performs better than the other baselines. This is due to the robustness of our model to open domain adaptation, as shown in Table 4. In addition, from Fig. 6, an UMAP[19] visualization of deep features from all target domains and the pseudo-samples using the model and DTM from PascalVoc \rightarrow Clipart \rightarrow Watercolor, we see that features from samples of DTM are correctly mixing with both all features of previous target domains while providing some distinct features that can help improve accuracy.

Complexity Analysis In this study, we analyzed the domain adaptation complexity between our method and the current state-of-the-art. Currently, for incremental domain adaptation, in [30], authors use a duplicated model and distillation to avoid catastrophic forgetting. This approach however introduces a significant overhead. Assuming that a model uses C_m amount of memory and C_f amount of computation, an incremental domain adaptation with a duplicated model would take $2 \times C_m$ and $2 \times C_f$ for each incremental step. For example, with an input image of size 1200x600, there are 161G of total FLOPS and 31M parameters for a Faster R-CNN with Resnet50 backbone. While, an incremental step with a duplicated model would double these numbers, i.e. 322G FLOPS and 62M parameters and scale with any architecture, our DTM only introduces 1G of total FLOPS and 1.5k parameters independently of any architecture. As for inference, there would be no change since DTM will not be used.

Order of incremental learning In this experiment, we shuffle the order of our incremental learning among the three target domains of Clipart, Watercolor, and Comic in order to evaluate its importance.

From Table 6, we noticed that there can be a significant change in accuracy depending on which target domain we start with. Results suggest that, while starting with an easy target domain seems to be the naive choice for good performance, it is not necessarily the case. Starting with a harder target seems to facilitate a better domain adaptation for future target domains. Overall, results of different orders still perform better than the baselines, even in the worst scenario. Finally, results also suggest that a

Table 6: Incremental Domain Adaptation with different order of target domains

Resnet50							
Order	bicycle	bird	car	cat	dog	person	mAP
Overall Accuracy							
P \rightarrow Cl \rightarrow W \rightarrow Co	51.5	34.8	38.1	16.8	26.0	61.3	38.1
P \rightarrow Cl \rightarrow Co \rightarrow W	53.3	30.9	37.4	16.4	25.1	60.3	37.2
P \rightarrow Co \rightarrow Cl \rightarrow W	54.7	30.1	37.7	20.2	24.5	57.2	37.4
P \rightarrow Co \rightarrow W \rightarrow Cl	47.8	29.0	40.0	15.5	23.4	58.8	35.7
P \rightarrow W \rightarrow Cl \rightarrow Co	53.7	29.0	31.1	17.4	18.0	55.7	34.2
P \rightarrow W \rightarrow Co \rightarrow Cl	49.8	31.3	33.1	18.4	20.7	56.4	34.9

curriculum approach for incremental MTDA is a potential future direction.

5 Conclusion

In this paper, we explored a novel and efficient direction for MTDA in object detection without relying on additional models, by proposing a Domain Transfer Module that only requires a small memory and computational overhead during domain adaptation. Results indicate that our proposed method outperforms current state-of-the-art and even ideal baselines, especially when dealing with many target domains. In addition, we also showed that our model is robust toward unseen target domains making it more suitable for real-world applications. From our experiments, we notice that the order of incremental learning seems to have a very important role and can be further exploited in future works.

References

- [1] Chaoqi Chen, Zebiao Zheng, Xinghao Ding, Yue Huang, and Qi Dou. Harmonizing transferability and discriminability for adapting object detectors. In *IEEE/CVF Conference on Computer Vision and Pattern Recognition (CVPR)*, June 2020. 2, 3, 6, 7, 8, 9, 13
- [2] Yuhua Chen, Wen Li, Christos Sakaridis, Dengxin Dai, and Luc Van Gool. Domain adaptive faster r-cnn for object detection in the wild. In *CVPR*, June 2018. 2, 3
- [3] Ziliang Chen, Jingyu Zhuang, Xiaodan Liang, and Liang Lin. Blending-target domain adaptation by adversarial meta-adaptation networks. In *CVPR*, June 2019. 2, 4
- [4] Marius Cordts, Mohamed Omran, Sebastian Ramos, Timo Rehfeld, Markus Enzweiler, Rodrigo Benenson, Uwe Franke, Stefan Roth, and Bernt Schiele. The cityscapes dataset for semantic urban scene understanding. In *Proceedings of the IEEE Conference on Computer Vision and Pattern Recognition (CVPR)*, June 2016. 6
- [5] M. Everingham, L. Van Gool, C. K. I. Williams, J. Winn, and A. Zisserman. The pascal visual object classes (voc) challenge. *International Journal of Computer Vision*, 88(2):303–338, June 2010. 6
- [6] Yaroslav Ganin and Victor Lempitsky. Unsupervised domain adaptation by backpropagation, 2014. 2, 4
- [7] Behnam Gholami, Pritish Sahu, Ognjen Rudovic, Konstantinos Bousmalis, and Vladimir Pavlovic. Unsupervised multi-target domain adaptation: An information theoretic approach. *CoRR*, abs/1810.11547, 2018. 4
- [8] Ian Goodfellow, Jean Pouget-Abadie, Mehdi Mirza, Bing Xu, David Warde-Farley, Sherjil Ozair, Aaron Courville, and Yoshua Bengio. Generative adversarial nets. In Z. Ghahramani, M. Welling, C. Cortes, N. Lawrence, and K. Q. Weinberger, editors, *Advances in Neural Information Processing Systems*, volume 27. Curran Associates, Inc., 2014. 2
- [9] Ian Goodfellow, Jonathon Shlens, and Christian Szegedy. Explaining and harnessing adversarial examples. In *International Conference on Learning Representations*, 2015. 2
- [10] Zhenwei He and Lei Zhang. Multi-adversarial faster-rcnn for unrestricted object detection. In *Proceedings of the IEEE/CVF International Conference on Computer Vision (ICCV)*, October 2019. 2, 3
- [11] Saihui Hou, Xinyu Pan, Chen Change Loy, Zilei Wang, and Dahua Lin. Learning a unified classifier incrementally via rebalancing. In *Proceedings of the IEEE/CVF Conference on Computer Vision and Pattern Recognition (CVPR)*, June 2019. 4
- [12] Han-Kai Hsu, Chun-Han Yao, Yi-Hsuan Tsai, Wei-Chih Hung, Hung-Yu Tseng, Maneesh Singh, and Ming-Hsuan Yang. Progressive domain adaptation for object detection. In *Proceedings of the IEEE/CVF Winter Conference on Applications of Computer Vision (WACV)*, March 2020. 2, 3
- [13] Xiaowei Hu, Chi-Wing Fu, Lei Zhu, and Pheng-Ann Heng. Depth-attentional features for single-image rain removal. In *The IEEE Conference on Computer Vision and Pattern Recognition (CVPR)*, pages 8022–8031, 2019. 6
- [14] Naoto Inoue, Ryosuke Furuta, Toshihiko Yamasaki, and Kiyoharu Aizawa. Cross-domain weakly-supervised object detection through progressive domain adaptation. In *Proceedings of the IEEE Conference on Computer Vision and Pattern Recognition*, pages 5001–5009, 2018. 6
- [15] Taekyung Kim, Minki Jeong, Seunghyeon Kim, Seokeon Choi, and Changick Kim. Diversify and match: A domain adaptive representation learning paradigm for object detection. In *Proceedings of the IEEE/CVF Conference on Computer Vision and Pattern Recognition (CVPR)*, June 2019. 2, 3
- [16] Wonhee Lee, Joonil Na, and Gunhee Kim. Multi-task self-supervised object detection via recycling of bounding box annotations. In *Proceedings of the IEEE/CVF Conference on Computer Vision and Pattern Recognition (CVPR)*, June 2019. 4
- [17] Tsung-Yi Lin, Priya Goyal, Ross Girshick, Kaiming He, and Piotr Dollar. Focal loss for dense object detection. In *Proceedings of the IEEE International Conference on Computer Vision (ICCV)*, Oct 2017. 4
- [18] Xialei Liu, Hao Yang, Avinash Ravichandran, Rahul Bhotika, and Stefano Soatto. Multi-task incremental learning for object detection, 2020. 4
- [19] Leland McInnes, John Healy, and James Melville. Umap: Uniform manifold approximation and projection for dimension reduction, 2020. 10, 13
- [20] Le Thanh Nguyen-Meidine, Atif Bela, Madhu Kiran, Jose Dolz, Louis-Antoine Blais-Morin, and Eric Granger. Unsupervised multi-target domain adaptation through knowledge distillation, 2020. 2, 4
- [21] Le Thanh Nguyen-Meidine, Eric Granger, Madhu Kiran, Jose Dolz, and Louis-Antoine Blais-Morin. Joint progressive knowledge distillation and unsupervised domain adaptation. *IJCNN*, 2020. 4
- [22] Xingchao Peng, Zijun Huang, Ximeng Sun, and Kate Saenko. Domain agnostic learning with disentangled representations. In Kamalika Chaudhuri and Ruslan Salakhutdinov, editors, *Proceedings of the 36th International Conference on Machine Learning*, volume 97 of *Proceedings*

- of *Machine Learning Research*, pages 5102–5112, Long Beach, California, USA, 09–15 Jun 2019. PMLR. 2, 4
- [23] Juan-Manuel Perez-Rua, Xiatian Zhu, Timothy M. Hospedales, and Tao Xiang. Incremental few-shot object detection. In *IEEE/CVF Conference on Computer Vision and Pattern Recognition (CVPR)*, June 2020. 4
 - [24] Hughes Perreault, Guillaume-Alexandre Bilodeau, Nicolas Saunier, and Maguelonne H  ritier. Spotnet: Self-attention multi-task network for object detection, 2020. 4
 - [25] Shaoqing Ren, Kaiming He, Ross Girshick, and Jian Sun. Faster r-cnn: Towards real-time object detection with region proposal networks, 2016. 1, 4
 - [26] Kuniaki Saito, Yoshitaka Ushiku, Tatsuya Harada, and Kate Saenko. Strong-weak distribution alignment for adaptive object detection. *arXiv*, 2018. 2, 3
 - [27] Christos Sakaridis, Dengxin Dai, and Luc Van Gool. Semantic foggy scene understanding with synthetic data. *International Journal of Computer Vision*, 126(9):973–992, Sep 2018. 6
 - [28] Konstantin Shmelkov, Cordelia Schmid, and Karteek Alahari. Incremental learning of object detectors without catastrophic forgetting. In *Proceedings of the IEEE International Conference on Computer Vision (ICCV)*, Oct 2017. 4
 - [29] Laurens van der Maaten and Geoffrey Hinton. Visualizing data using t-sne. *Journal of Machine Learning Research*, 9(86):2579–2605, 2008. 13
 - [30] Xing Wei, Shaofan Liu, Yaoci Xiang, Zhangling Duan, Chong Zhao, and Yang Lu. Incremental learning based multi-domain adaptation for object detection. *Knowledge-Based Systems*, 210:106420, 2020. 2, 4, 7, 8, 9, 10, 13, 14
 - [31] Yue Wu, Yinpeng Chen, Lijuan Wang, Yuancheng Ye, Zicheng Liu, Yandong Guo, and Yun Fu. Large scale incremental learning. In *Proceedings of the IEEE/CVF Conference on Computer Vision and Pattern Recognition (CVPR)*, June 2019. 4
 - [32] Lu Yu, Bartlomiej Twardowski, Xialei Liu, Luis Herranz, Kai Wang, Yongmei Cheng, Shangling Jui, and Joost van de Weijer. Semantic drift compensation for class-incremental learning. In *IEEE/CVF Conference on Computer Vision and Pattern Recognition (CVPR)*, June 2020. 4
 - [33] Zhong-Qiu Zhao, Peng Zheng, Shou-ao Xu, and Xindong Wu. Object detection with deep learning: A review. *IEEE transactions on neural networks and learning systems*, 30(11):3212–3232, 2019. 1
 - [34] Jun-Yan Zhu, Taesung Park, Phillip Isola, and Alexei A Efros. Unpaired image-to-image translation using cycle-consistent adversarial networkss. In *Computer Vision (ICCV), 2017 IEEE International Conference on*, 2017. 2, 3
 - [35] Xinge Zhu, Jiangmiao Pang, Ceyuan Yang, Jianping Shi, and Dahua Lin. Adapting object detectors via selective cross-domain alignment. In *Proceedings of the IEEE/CVF Conference on Computer Vision and Pattern Recognition (CVPR)*, June 2019. 3
 - [36] Chenfan Zhuang, Xintong Han, Weilin Huang, and Matthew Scott. ifan: Image-instance full alignment networks for adaptive object detection. *Proceedings of the AAAI Conference on Artificial Intelligence*, 34:13122–13129, 2020. 2, 3

Supplementary Material

A Hyper-parameters

Table 8 shows hyper-parameters for both our incremental domain adaptation training and the DTM module. Since we used HTCNet [1] as the base for our domain adaptation technique, specific details for HTCNet can be found in their original paper [1].

B Feature Visualization

For this experiment, we show the feature visualization of baselines such as FT, Wei et al. [30] compared to our algorithm on 200 samples of deep features of each domain of Clipart, Watercolor, Comic using a model obtained after Pascal → Clipart → Watercolor → Comic. We employed UMAP [19] instead of TSNE [29] since it is better at preserving the global structure and it is also faster to compute than TSNE.

From Fig. 7, overall, we can see that all techniques can mix the data between source and latest domain relatively well. However, more noticeable differences can be seen in a previous target, such as Clipart, where clusters of source and target are well separated and techniques such as FT and [30] does not fully cover certain regions of the source domain. As for DTM, we can see that it works as intended since more target samples close to source samples. This is due to the DTM transfers source to target domains and further domain confusion is obtained between the original source and the domain-transferred source.

C Importance of α

In this experiment, we investigate the importance of α used in Equation 5. For this experiment, we used the Cityscape scenario since it's the only one that we had to change α .

From Table 7, we observe that the further we increase the value of α , the more the performance drops, as noticed in the case of $\alpha = 1.0$. The Table also shows that our training can be relatively stable. There's no significant difference between variations of α , the biggest difference is of 0.8 in mAP between $\alpha = 0.1$ and $\alpha = 1$ and the difference between two sequential values of α is mostly

Table 7: Ablation study of parameter α

VGG16	Cityscape → FoggyCityscape → RainCityscape								
DTM α	bus	bicycle	car	m.cycle	person	rider	train	truck	mAP
Overall Accuracy									
0.1	66.0	34.6	48.4	18.2	29.3	53.5	35.4	27.6	39.1
0.2	66.0	34.4	48.4	18.0	29.0	53.9	32.9	27.5	38.8
0.3	65.2	35.8	48.7	21.0	29.3	53.1	32.5	26.9	39.0
0.4	65.1	34.6	48.2	20.1	29.2	53.5	34.9	26.1	38.9
0.5	64.0	33.9	48.6	22.0	28.8	54.1	34.7	26.2	39.0
0.6	64.6	34.2	48.3	20.4	29.1	52.6	34.3	26.5	38.7
0.7	64.2	34.7	47.8	24.0	30.0	53.4	32.1	24.2	38.8
0.8	64.3	33.6	48.3	20.4	28.9	53.1	35.8	24.9	38.6
0.9	62.3	34.5	48.5	22.3	29.0	53.5	32.6	25.5	38.5
1.0	65.3	33.9	48.2	19.9	29.2	53.0	34.7	22.5	38.3

around 0.2, which means that our training is quite stable overall.

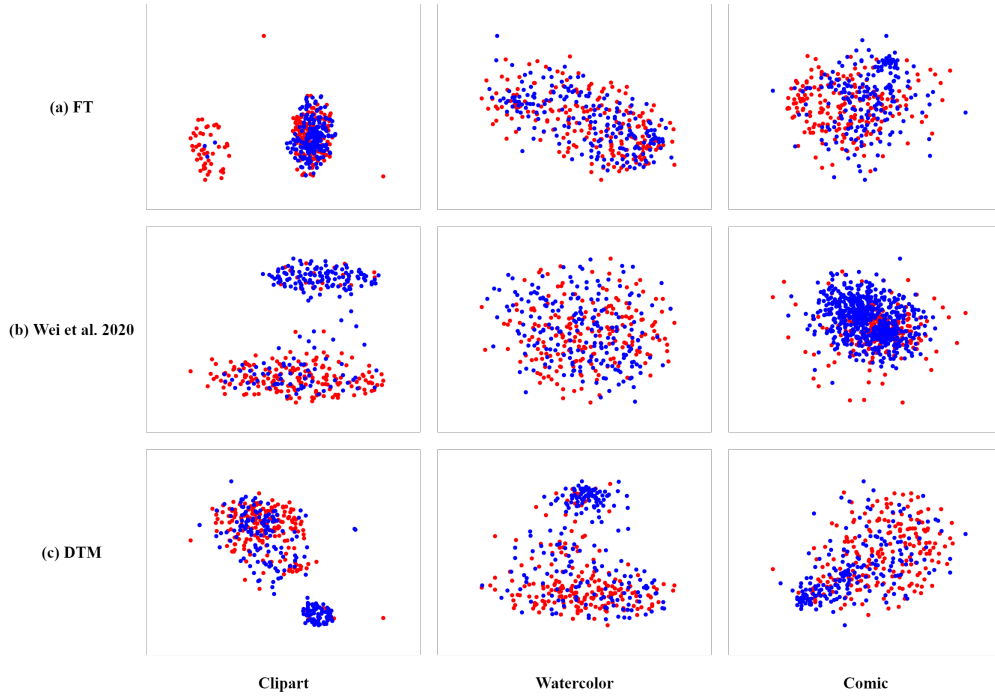


Figure 7: UMAP feature visualization of (a) FT, (b) Wei et al.[30] and (c) DTM after Pascal → Clipart → Watercolor → Comic on each target domains, with source (red) and target(blue). Best viewed in color.

Table 8: Hyper-parameters of our algorithm

Hyper-parameters	Cityscape 1st incremental	Cityscape 2nd incremental	PascalVOC 1st incremental	PascalVOC 2nd-3rd incremental
Incremental Domain Adaptation				
learning rate	0.001	0.0001	0.001	0.0001
momentum	0.9	0.9	0.9	0.9
α	-	0.1	-	1
number of iterations	70000	70000	70000	70000
learning rate after 50k iteration	0.0001	0.00001	0.0001	0.00001
λ of HTC�	1	1	1	1
DTM				
learning rate	0.01			
momentum	0.9			
number of iterations	10000			