

**New infrared spectra of CO₂–Xe: modeling Xe isotope effects,
intermolecular bend and stretch, and symmetry breaking of the CO₂
bend**

A.J. Barclay,¹ A.R.W. McKellar,² Colin M. Western,³ and N. Moazzen-Ahmadi¹

¹*Department of Physics and Astronomy, University of Calgary, 2500 University Drive North
West, Calgary, Alberta T2N 1N4, Canada*

²*National Research Council of Canada, Ottawa, Ontario K1A 0R6, Canada*

³*School of Chemistry, University of Bristol, Bristol BS8 1TS, U.K.*

Abstract

The infrared spectrum of the weakly-bound CO₂-Xe complex is studied in the region of the carbon dioxide ν_3 fundamental vibration (≈ 2350 cm⁻¹), using a tunable OPO laser source to probe a pulsed supersonic slit jet expansion. The Xe isotope dependence of the spectrum is modeled by scaling the vibrational and rotational parameters, with the help of previous microwave data. The scaling model provides a good simulation of the observed broadening and (partial) splitting of transitions in the fundamental band, and it is essential for understanding the intermolecular bending combination band where some transitions are completely split by isotope effects. The combination band is influenced by a significant bend-stretch Coriolis interaction and by the relatively large Xe isotope dependence of the intermolecular stretch frequency. The weak CO₂-Xe spectrum corresponding to the $(01^11) \leftarrow (01^10)$ hot band of CO₂ is also detected and analyzed, providing a measurement of the symmetry breaking of the CO₂ bending mode induced by the nearby Xe atom. This in-plane / out-of-plane splitting is determined to be 2.14 cm⁻¹.

1. Introduction

Rotationally resolved spectroscopy of weakly bound van der Waals complexes provides direct and specific information on intermolecular forces and dynamics. Dimers containing CO₂ and a rare gas (Rg) atom have been of notable experimental and theoretical interest, starting with the original observation of a microwave spectrum of CO₂-Ar by Steed et al. in 1979 [1]. Since then the majority of CO₂-Rg publications have continued to deal with CO₂-Ar, and for the particular case of CO₂-Xe there have been only three relevant experimental studies. First, in 1998 Randall et al. [2] measured the rotationally resolved infrared spectrum of CO₂-Xe in the region of the CO₂ ν_3 fundamental band (≈ 2350 cm⁻¹). Next, in 1993, Iida et al. [3] measured pure rotational microwave spectra of CO₂-Xe, and finally in 2006, Konno et al. [4] measured the ν_3 region infrared spectrum of the ¹⁸O isotopologue of CO₂-Xe (≈ 2314 cm⁻¹). There are six isotopes of xenon with significant natural abundances, as listed in Table 1. In their microwave spectra, Iida et al. [3] measured transitions involving the four most abundant of these (¹²⁹Xe, ¹³¹Xe, ¹³²Xe, and ¹³⁴Xe), but in the infrared spectra any isotopic splitting remained unresolved.

In the present paper, we revisit the spectrum of CO₂-Xe in the CO₂ ν_3 region. Coverage of the ν_3 fundamental band is expanded and the influence of the range of Xe isotopes is explored. The intermolecular bend and stretch modes are observed by means of their combination bands with the intramolecular CO₂ ν_3 stretch, and here the Xe isotope effects turn out to be much larger than in the fundamental. Finally, CO₂-Xe is detected in the region of the CO₂ (01¹1) – (01¹0) hot band near 2337 cm⁻¹, enabling observation of the splitting of the degenerate CO₂ bending vibration into two modes (in-plane and out-of-plane) due to the presence of the nearby Xe atom.

The minimum energy structure of CO₂-Xe (and the other CO₂-Rg dimers) is T-shaped, such that the Xe atom is located “beside” the linear CO₂ molecule with an effective C to Xe distance of about 3.8 Å [2]. The *a*-inertial axis of the dimer connects C and Xe, and the *A*

rotational constant of CO₂-Xe is similar to the B constant of CO₂ (≈ 0.39 cm⁻¹). The b -axis is parallel to the O-C-O axis, and the c -axis is perpendicular to the CO₂-Xe plane. CO₂-Xe has six normal modes of vibration. Four of these correspond to intramolecular (CO₂) vibrations: the symmetric stretch ($\nu_1 \approx 1388$ cm⁻¹), the doubly-degenerate bend ($\nu_2 \approx 667$ cm⁻¹), and the asymmetric stretch ($\nu_3 \approx 2350$ cm⁻¹). The two remaining normal modes are intermolecular vibrations: the van der Waals stretch, and the bend. The T-shaped equilibrium structure corresponds to the C_{2v} point group, for which fundamental vibrations can have A_1 symmetry (ν_1 CO₂ stretch, in-plane component of the ν_2 CO₂ bend, and van der Waals stretch), B_2 symmetry (ν_3 CO₂ stretch, intermolecular bend), or B_1 symmetry (out-of-plane component of the CO₂ ν_2 bend). A_2 symmetry modes can only occur for states which are combinations involving $B_1 \times B_2$ modes. Note that the degeneracy of ν_2 for the CO₂ monomer is lifted in CO₂-Xe, giving two distinct modes, with A_1 and B_1 symmetry. Nuclear spin statistics allow only even values of K_a in A symmetry modes (including the ground state) of dimers containing C¹⁶O₂, and only odd values in B symmetry modes. Two more recent theoretical publications have reported detailed potential energy surfaces for the CO₂-Xe interaction, using *ab initio* methods at the CCSD(T) level. The results were similar, with Chen and Zhu [5] obtaining a global minimum energy of -261.4 cm⁻¹ at an intermolecular distance of 3.81 Å, while Wang et al. [6] reported -258.8 cm⁻¹ at 3.78 Å. Notably, the former authors also included the dependence of the potential on the CO₂ ν_3 vibration, allowing for more detailed comparisons with infrared spectra.

2. Results

2.1. Description of the spectra

Spectra were recorded using a pulsed supersonic slit jet expansion probed by a rapid-scan optical parametric oscillator source [7-9]. The gas expansion mixture contained about 0.03 % carbon dioxide plus 0.3 % xenon in helium carrier gas, and the backing pressure was about 12

atmospheres. Wavenumber calibration was made by simultaneous recording of signals from a fixed etalon and a reference gas cell containing room temperature CO₂. Spectral simulation and fitting were made using the PGOPHER software [10].

The observed spectra are shown in Figs. 1-4. The ν_3 fundamental band in Fig. 1, which has been studied previously [2], and the CO₂ (01¹1) \leftarrow (01¹0) hot bands in Fig. 4 have *b*-type rotational selection rules ($\Delta K_a = \pm 1$). These bands show relatively little effect of Xe isotope splitting (except at high *J*-values) because the intramolecular vibrational frequencies have almost no dependence on xenon atomic mass. The bending combination band in Figs. 2 and 3 has *a*-type selection rules ($\Delta K_a = 0$). It does show significant isotope splitting, especially in the *Q*- and *R*-branches (Fig. 3). The splitting arises mostly because there is a strong Coriolis interaction between the bend and the nearby intermolecular (van der Waals) stretch, whose frequency does have a significant dependence on xenon mass. In the following section, we first describe the approach we used to analyze the isotopic dependence of the spectrum. This approach was especially required for the combination band, but it also proved useful for the fundamental band.

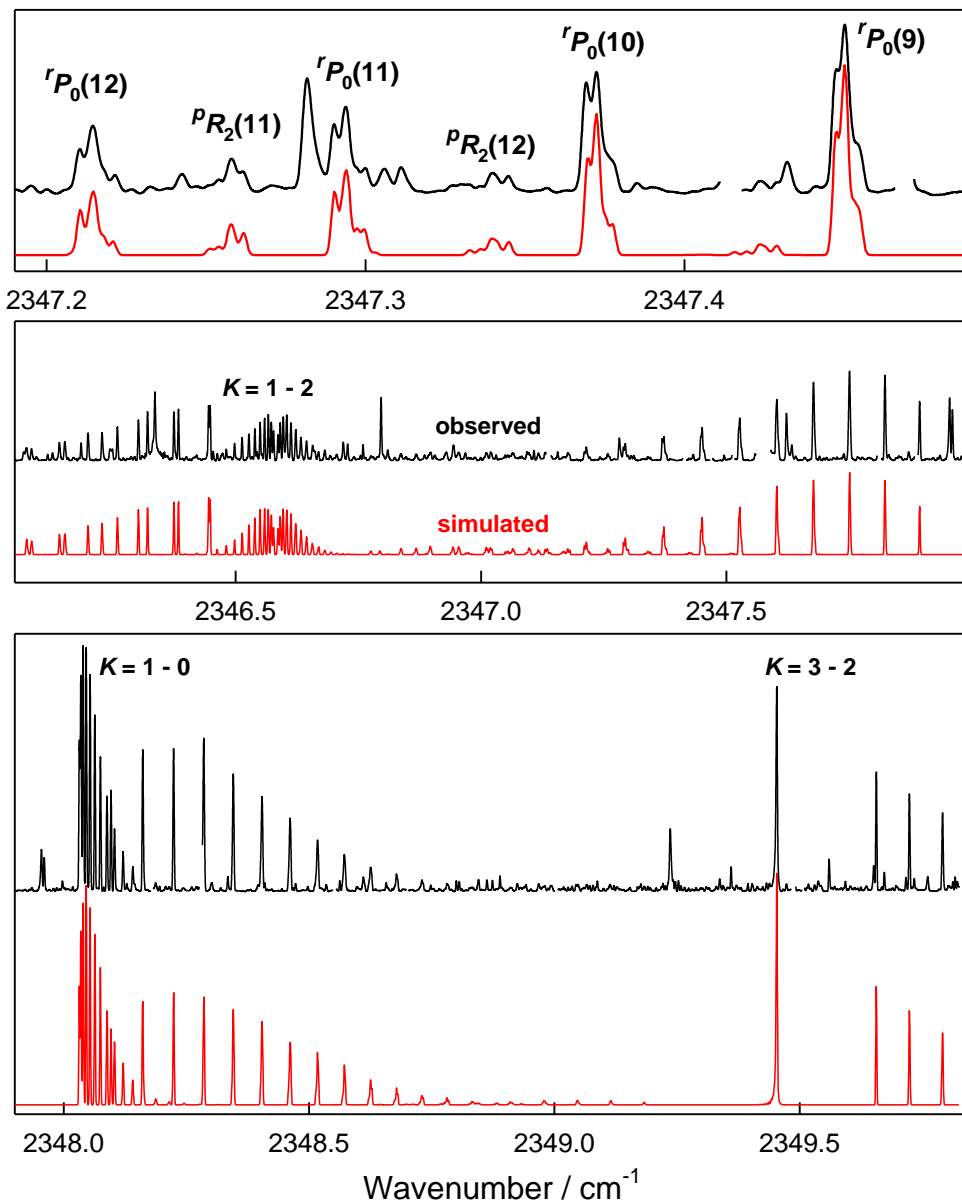


Fig. 1. Observed and simulated spectra of CO₂-Xe in the region of the CO₂ ν_3 fundamental band. The simulation (red) represents the sum of the six Xe isotopes, with isotopic scaling as described in the text. Gaps in the observed spectrum correspond to regions of CO₂ monomer and CO₂-He absorption. Other observed lines not present in the simulation may be due to larger clusters such as CO₂-Xe₂. The center and bottom panels show an overview of the band, with the vertical scale magnified in the center panel by a factor of 1.5. The top panel is an expanded view showing the Xe isotope structure for higher J -value transitions, with the vertical scale magnified by a factor of 7.7 with respect to the bottom panel. Here each label refers to a single transition (e.g. $rP_0(10)$) with semi-resolved Xe isotope structure.

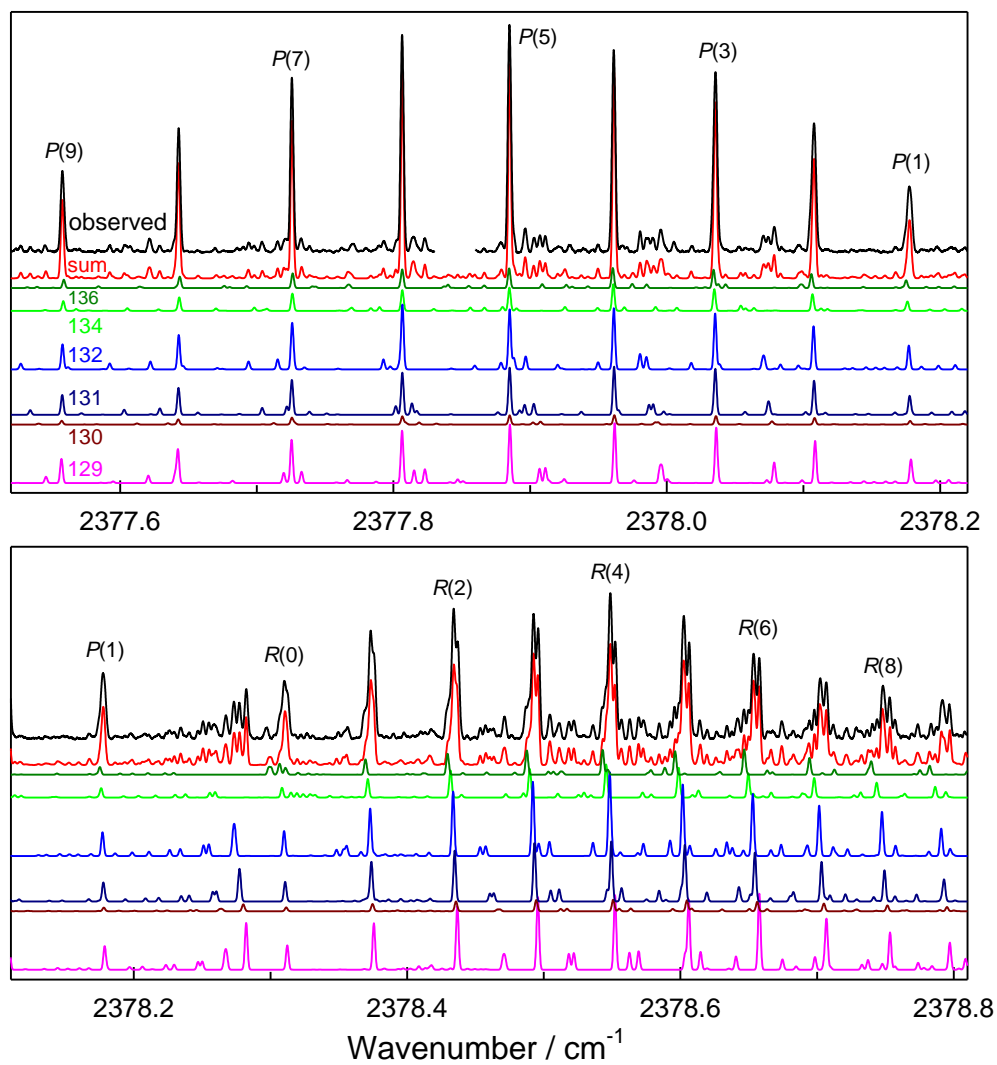


Fig. 2. Observed and simulated spectra of CO_2 -Xe in the region of the intermolecular bend combination band. Gaps in the observed spectrum correspond to regions of CO_2 monomer absorption. Simulated contributions of the various Xe isotopes are color-coded, with their sum shown in red.

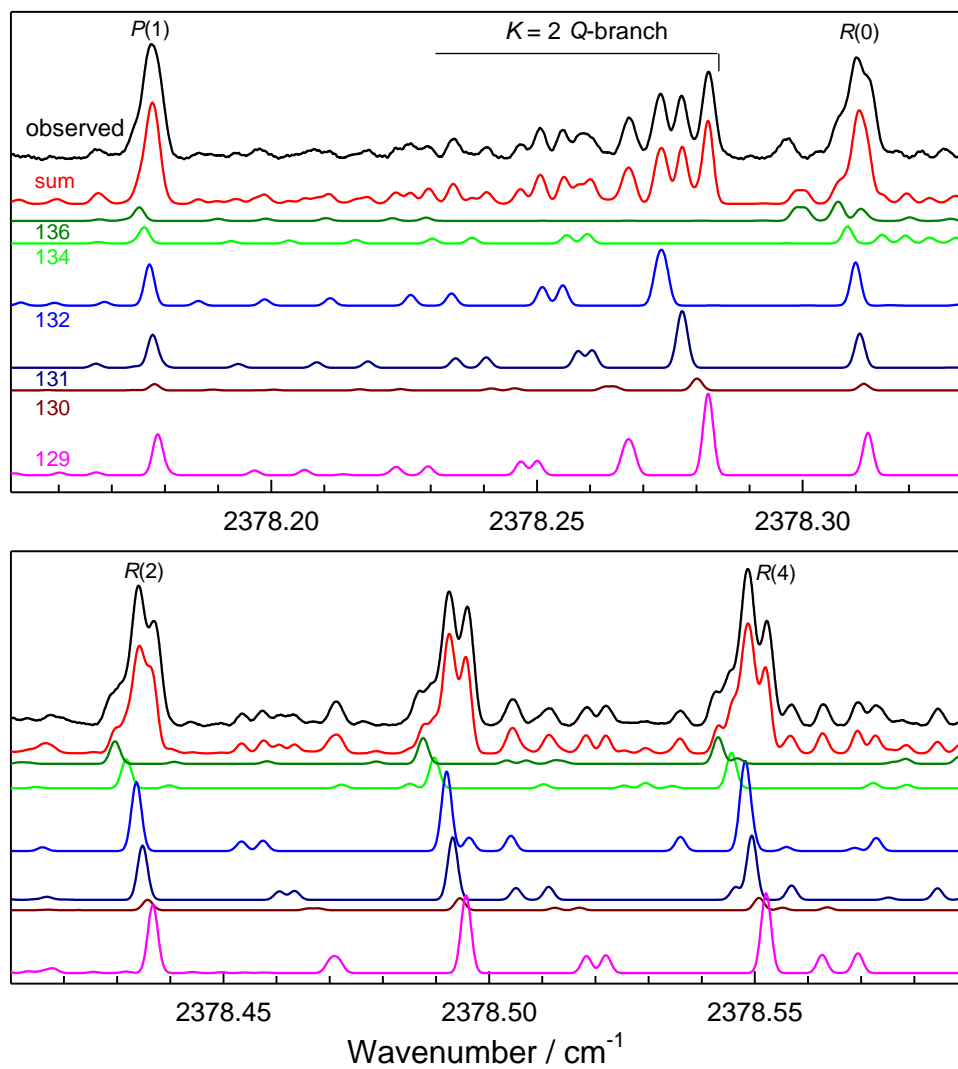


Fig. 3. Expanded view of the *Q*- and *R*-branch regions of the $\text{CO}_2\text{-Xe}$ intermolecular bend combination band. Note the large isotopic splitting of some transitions and the good match between the observed spectrum (black) and the summed simulation (red) traces.

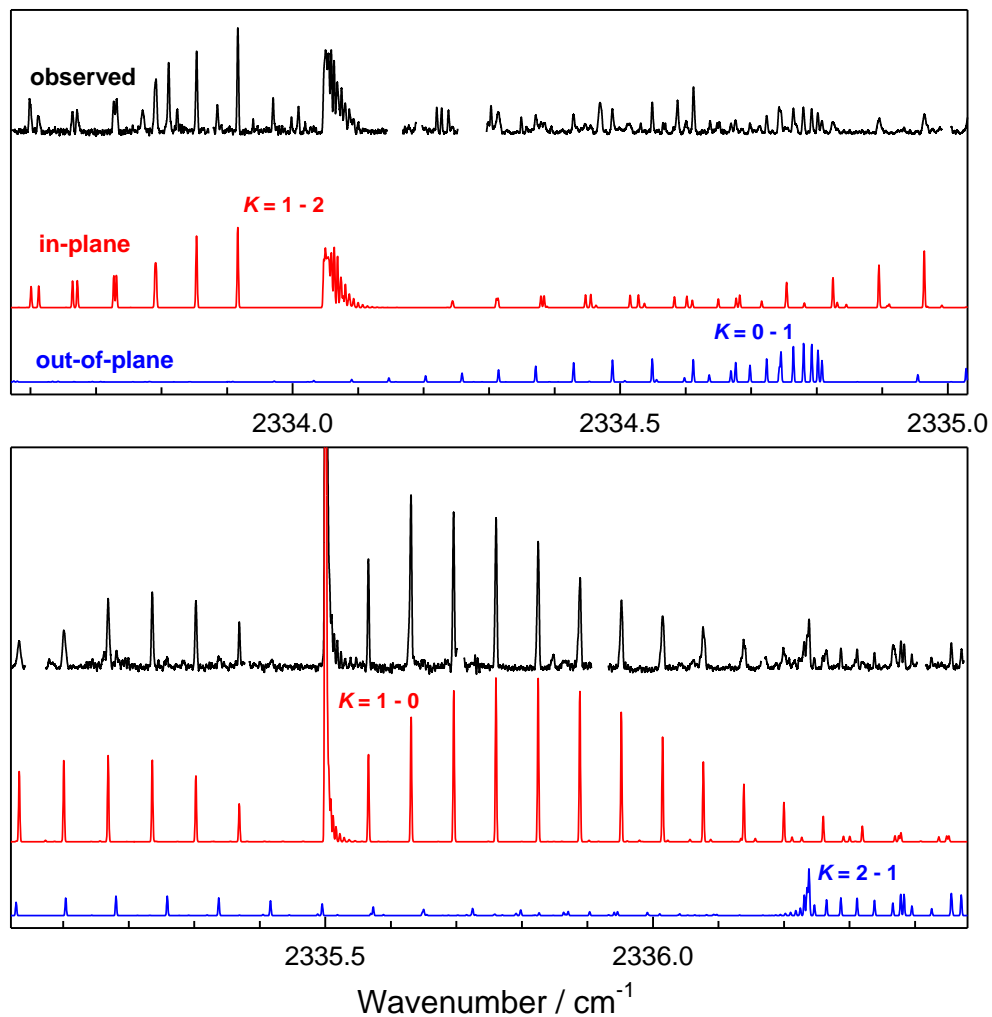


Fig. 4. Observed and simulated spectra of $\text{CO}_2\text{-Xe}$ in the region of the $\text{CO}_2(01^1_1) \leftarrow (01^1_0)$ hot band. Gaps in the observed spectrum correspond to regions of CO_2 monomer absorption. The peak of the strong and mostly unresolved $K_a = 1 \leftarrow 0$ Q -branch at 2335.50 cm^{-1} is truncated in order to display the rest of the spectrum more clearly.

2.2. Xenon isotope effects

The isotopes are far from being fully resolved in our infrared spectra, so we could not individually determine all the vibrational and rotational parameters for all six isotopes. Instead, we wanted to model the isotopic dependence using only a few free parameters. As a starting point, we determined the Xe isotopic dependence of the B and C rotational constants for a rigid T-shaped model of CO₂-Xe (the A constant has no dependence in this model). Not surprisingly, B simply varies as the ratio of the reduced mass of the CO₂ and Xe pair. C has a somewhat different dependence, since the CO₂ monomer is not parallel to the c -axis.

Using these scaling factors, we tried fitting the 27 observed microwave transitions [3] of CO₂-¹²⁹Xe, -¹³¹Xe, -¹³²Xe, and -¹³⁴Xe (with hyperfine splitting removed for ¹³¹Xe) in a unified fashion using a single value for B and C , with scaling, rather than individual values for each isotope. This gave good results, but there was still some remaining systematic dependence on xenon mass. This dependence was minimized by introducing new empirical parameters B_{adj} and C_{adj} which act as slight corrections to the rigid model scaling factors. The B and C rotational parameters are then given by

$$B(N) = B(N_0) \times [F_B(N) + B_{\text{adj}} \times (N - N_0)] \quad (1)$$

$$C(N) = C(N_0) \times [F_C(N) + C_{\text{adj}} \times (N - N_0)], \quad (2)$$

where N is the xenon atomic mass number (129, 130, etc.), N_0 is a “standard” atomic mass number (taken to be 131, closest to the weighted average atomic mass), and F_B and F_C are the rigid model scaling factors relative to ¹³¹Xe, as listed in Table 1.

The microwave test fits also included the centrifugal distortion parameters Δ_{JK} and Δ_J , which were scaled by the factors F_B and F_B^2 , respectively (without B_{adj} or C_{adj}). In the original fit by Iida et al. [3], 27 microwave transitions (not counting hyperfine splitting) had been fitted using 12 adjustable parameters to obtain an rms deviation of 2 kHz. Our unified fit using 4 parameters (B , C , Δ_{JK} , Δ_J) gave a deviation of 200 kHz. By including the empirical parameters B_{adj} and C_{adj} this was reduced to 9 kHz, which we considered to be adequate for our infrared analysis. The advantage of the unified approach is that all the isotopes can be represented, including ^{130}Xe and ^{136}Xe for which microwave data are not available. Even better, the same rotational scaling factors can be used for excited state parameters in the infrared analysis, having been “verified” with the accurate ground state microwave data.

Table 1. Xenon isotope atomic mass, abundance, and rigid model scaling factors

atomic mass number N	atomic mass (Dalton)	abundance	F_B	F_C
129	128.905	0.264	1.003902	1.003576
130	129.904	0.041	1.001938	1.001776
131	130.905	0.212	1.000000	1.000000
132	131.904	0.269	0.998095	0.998253
134	133.905	0.104	0.994365	0.994834
136	135.907	0.089	0.990743	0.991507

To allow for isotopic variation of vibrational band origins, another empirical parameter called *Offset* was introduced, assuming a simple linear shift with isotope mass number, so that

$$\nu_0(N) = \nu_0(N_0) + \textit{Offset} \times (N - N_0). \quad (3)$$

The parameter *Offset* describes the band origin shift for each change of one in the Xe atomic mass number, so it has units of cm^{-1} per Dalton. Of course we know that a harmonic stretching frequency actually scales as the square root of the appropriate reduced mass, and this is not quite linear in N . But in the present case the difference is essentially negligible.

2.3. The ν_3 fundamental band

The value of the A rotational constant has only a very small effect on the microwave spectrum (where all transitions have $\Delta K_a = 0$) and must be determined using the infrared ν_3 fundamental band (where $\Delta K_a = \pm 1$). So our microwave and fundamental band fit was a combined one, in which microwave measurements were weighted by a factor of 2000 to reflect their higher precision. In this fit, the excited state distortion parameters Δ_{JK} and Δ_J were constrained to equal their ground state values, as in much previous work on CO_2 -Rg dimers [2]. Similarly, the parameters B_{adj} and C_{adj} were common to both states, as mentioned above. Input data for the fit consisted of the 27 microwave transitions, plus 89 infrared transitions, most of which were blends of two or more isotopes. Each blend was fitted to an intensity weighted average of its components using the Mergeblends option of PGOPHER [10].

The parameters resulting from the fit are listed in Table 2. As noted, these parameters apply specifically to CO_2 - ^{131}Xe , and they can also be considered as isotopic averages since ^{131}Xe (atomic mass 130.905) is close to the weighted average mass (131.293). The scaled parameter values for the other isotopes, and the observed infrared transitions, are given as Supplementary Information. Average rms deviations in the fit were 9 kHz for the microwave measurements and 0.00020 cm^{-1} for the infrared measurements. The latter is essentially equal to the experimental

precision, while the experimental line width is about ten times greater. The simulated spectrum in Fig. 1 is based on the parameters in Table 2.

The empirical shift parameters B_{adj} and C_{adj} are based almost entirely on the isotopic microwave data, and are reasonably well determined. In contrast, the *Offset* parameter giving the isotopic dependence of the ν_3 fundamental band origin is only marginally significant. Its magnitude implies a total difference of only about 0.0004 cm^{-1} between $\text{CO}_2\text{-}^{136}\text{Xe}$ and $\text{CO}_2\text{-}^{129}\text{Xe}$, and its negative sign means that the band origin shifts down slightly as the xenon atomic weight increases. This direction can be understood as an anharmonic effect due to the (slight) decrease in zero point intermolecular distance with increased mass. In other words, a heavier Xe atom is closer on average to CO_2 and the vibrational red shift increases. The actual value of this shift is -1.472 cm^{-1} (for ^{131}Xe) relative to the free CO_2 molecule, in good agreement with the value of -1.471 cm^{-1} reported by Randall et al. [2]. The other parameters in Table 2 also agree well with Randall et al., but should be more reliable since we have a wider range of infrared data plus the advantage of including ground state microwave results [3].

The expanded view in the top panel in Fig. 2 shows how the Xe isotopic scaling in the combined fit gives a good representation of the broadening and (partially resolved) splitting of higher J -value transitions in the fundamental infrared spectrum. This is satisfying, but the real motivation for the scaling is to understand the combination bands where splittings are much larger as described in the following section.

Table 2. Molecular parameters for CO₂-Xe.^a

	CO ₂ - ¹³¹ Xe Ground State	CO ₂ - ¹³¹ Xe Fundamental State	CO ₂ - ¹³¹ Xe Bend State	CO ₂ - ¹³¹ Xe Stretch State
ν_0		2347.6713(1)	2378.2452(1)	2379.4514(3) ^b
A	0.395952(15)	0.392803(21)	0.407053(39)	[0.40] ^b
B	0.03534253(28)	0.0353575(18)	0.034146(36)	0.034242(22)
C	0.03231320(28)	0.0322985(13)	0.031855(32)	0.030814(13)
$10^6 \times \Delta_{JK}$	3.1084(47)	3.1084 ^c	14.7(20)	
$10^7 \times \Delta_I$	1.3270(31)	1.3270 ^c	2.73(40)	
ξ_c			0.029939(49)	
<i>Offset</i>		-0.00006 (4)	-0.000645(28)	-0.02484(15)
$10^5 \times B_{\text{adj}}$	1.83(17)			
$10^5 \times C_{\text{adj}}$	0.84 (17)			

^a Units are cm⁻¹ except for the empirical parameters B_{adj} , C_{adj} which are in (Dalton)⁻¹, and *Offset* which is in cm⁻¹/Dalton. (Dalton = atomic mass unit). Quantities in parentheses correspond to 1 σ from the least-squares fit, in units of the last quoted digit.

^b A could not be well determined for the stretch state since only $K_a = 1$ levels were observed, and it was fixed at the indicated value. Thus the real uncertainty in the stretch band origin is limited by the possible uncertainty in A , about 0.01 cm⁻¹.

^c These centrifugal distortion parameters were fixed at their ground state values in the combined microwave and ν_3 fundamental band fit.

2.4. The bend and stretch combination bands

As we have just seen, the ν_3 fundamental band origin has very little Xe isotope dependence, and isotope splitting is only partially evident for transitions with higher J -values where the isotopic dependence of the rotational constants becomes important. In contrast, it is clear by inspection that many transitions in the bending combination band (Figs. 2 and 3) show significant Xe isotopic splitting. The point here is that the CO₂-Xe intermolecular bending frequency is likely to be isotope dependent due to changes in the effective reduced mass for bending. But there is a more important factor, namely the proximity of the van der Waals stretch vibration, which is predicted [5,6] to lie within about 2 cm⁻¹ of the bend.

It turns out that the stretch lies 1.24 cm⁻¹ above the bend, and the Coriolis interaction between bend and stretch has a large effect on the bending combination band, even though it appears that the stretch combination band has little or no strength on its own. The c -type Coriolis interaction is characterized by the matrix element $\langle \text{bend}, J, k | H | \text{stretch}, J, k \pm 1 \rangle = \frac{1}{2} \xi_c \times [J(J+1) - k(k \pm 1)]^{1/2}$, where k is signed K_a , and ξ_c is the Coriolis interaction parameter. The influence of the stretch is accentuated by the fact that the stretch frequency has a relatively large Xe isotope dependence, and by the fact that the $K_a = 2$ levels of the bend happen to lie very close to the $K_a = 1$ levels of the stretch. As mentioned above, the bend combination band has a -type selection rules ($\Delta K_a = 0$), and its most prominent transitions are the P - and R -branches with $K_a = 0$, as labeled in Fig. 2. Note how the P -branch lines remain relatively sharp even for higher J -values, while the R -branch lines show more isotopic splitting, reducing their peak height. The difference arises because vibrational and rotational isotopic shifts tend to cancel in the P -branch and to add in the R -branch. Isotope splitting is especially noticeable for Q -branch transitions with $K_a = 2$, shown in detail in the upper panel of Fig. 3. Note that the $K_a = 0$ Q -branch is forbidden, and the $K_a = 4$ Q -

branch (at about 2378.41 cm^{-1}) is very weak since there is little $K_a = 4$ population at the experimental temperature of $\approx 2 \text{ K}$.

Our fit of the bend combination band involved a total of 125 observed lines which were fitted with an rms average error of 0.00034 cm^{-1} . As can be seen from the simulated spectra in Fig. 3, many of these lines show partial or complete isotopic resolution, while many others are blends. A significant number of the lines were actually assigned to the stretch combination band, where transitions to excited state $K_a = 1$ levels borrow intensity due to their mixing with $K_a = 2$ of the bend. In the fit, ground state parameters were fixed at the values already determined, and upper state rotational parameters and band origins were isotopically scaled as described previously. The *c*-type Coriolis parameter was scaled the same as the *C* constant. There were 12 adjustable parameters, whose fitted values are shown in the right-hand columns of Table 2. For the bending state these parameters were ν_0 , *A*, *B*, *C*, Δ_{JK} , and Δ_J . For the stretching state they were ν_0 , *B*, and *C*, but *A* could not be well determined. In addition, the Coriolis parameter ξ_c was determined, as were the *Offset* parameters describing the Xe isotope scaling of the two band origins. The observed bend-stretch Coriolis interaction parameter, $\xi_c = 0.0299 \text{ cm}^{-1}$, implies a value of about 0.48 for the dimensionless Coriolis zeta parameter, ζ_c .

By subtracting the ν_3 fundamental band origin from the combination band origins in Table 2 we determine experimental intermolecular bend and stretch frequencies for $\text{CO}_2\text{-Xe}$ (in the CO_2 ν_3 state). These values are listed in Table 3, where they are compared with previous estimates from *ab initio* theory [5,6] and from an experimentally based empirical harmonic force field [3]. The agreement with our experimental results is quite satisfactory, particularly for the calculations of Chen and Zhu [5]. As mentioned, the *A* rotational constant could not be determined for the stretching combination state, since only $K_a = 1$ levels were observed. As a result, the real uncertainty in the stretching combination band origin (Table 2) and the derived stretching

frequency (Table 3) are perhaps around 0.01 cm^{-1} . In other words, even though $K_a = 1$ levels of the stretch state were precisely (0.002 cm^{-1}) determined, the (forbidden) $K_a = 0$ levels which define the origin still have an uncertainty of around 0.01 cm^{-1} .

Table 3. Comparison of experimental and theoretical intermolecular vibrational frequencies for $\text{CO}_2\text{-Xe}$ (in cm^{-1}).

	Experiment CO_2 (001) present work ^a		Theory CO_2 (001) Ref. 5	Theory CO_2 (000) Ref. 5	Theory CO_2 (000) Ref. 6	Empirical CO_2 (000) Ref. 3
	^{131}Xe	$^{129}\text{Xe} - ^{136}\text{Xe}$				
Bend	30.574	30.576 – 30.571	30.441	30.782	29.021	32.8
Stretch	31.780	31.830 – 31.656	31.151	31.020	31.177	33.2

^aFor the bend, the experimental uncertainty is less than 0.001 cm^{-1} . For the stretch, this uncertainty is larger ($\approx 0.01 \text{ cm}^{-1}$) because of uncertainty in the exact A value in the excited stretch state (see text).

The scaling parameters (called *Offset*) for the bending and stretching vibrations describe how much each band origin shifts for a change of one Dalton in the Xe atomic mass. Although *Offset* for the bend is ten times larger than that determined above for the ν_3 fundamental band, it is still quite small, just -0.0006 cm^{-1} per Dalton. But *Offset* for the stretch is -0.025 cm^{-1} per Dalton, a further 40 times greater in magnitude. The negative signs show that the bend and stretch frequencies decrease with increasing Xe mass, as expected. Interestingly, the observed value of the stretch *Offset* parameter corresponds to that expected for a harmonic frequency of 26.2 cm^{-1} , while

the actual stretch frequency (Table 3) is 31.78 cm^{-1} . Thus the Xe isotope dependence of the CO_2 -Xe intermolecular stretch frequency is somewhat smaller than might be expected.

Figure 5 illustrates the interaction between $K_a = 2$ of the bend and $K_a = 1$ of the stretch, explaining why the isotopic shifts are so prominent for these levels. Here the actual (perturbed) energy levels for $J = 2$ are shown as red and blue circles, and the deperturbed levels (that is, with Coriolis interaction removed) are smaller black circles and lines. For CO_2 - ^{129}Xe , the stretch levels are above the bend levels by more than 0.1 cm^{-1} . But with increasing Xe atomic mass, the stretching frequency declines much faster than the bending frequency, so that for ^{134}Xe the unperturbed levels are virtually coincident and then for ^{136}Xe they cross so that the stretch is below the bend. Of course in reality the crossing is avoided due to the Coriolis interaction, so the real bend and stretch levels never become any closer than about 0.06 cm^{-1} (twice the Coriolis matrix element).

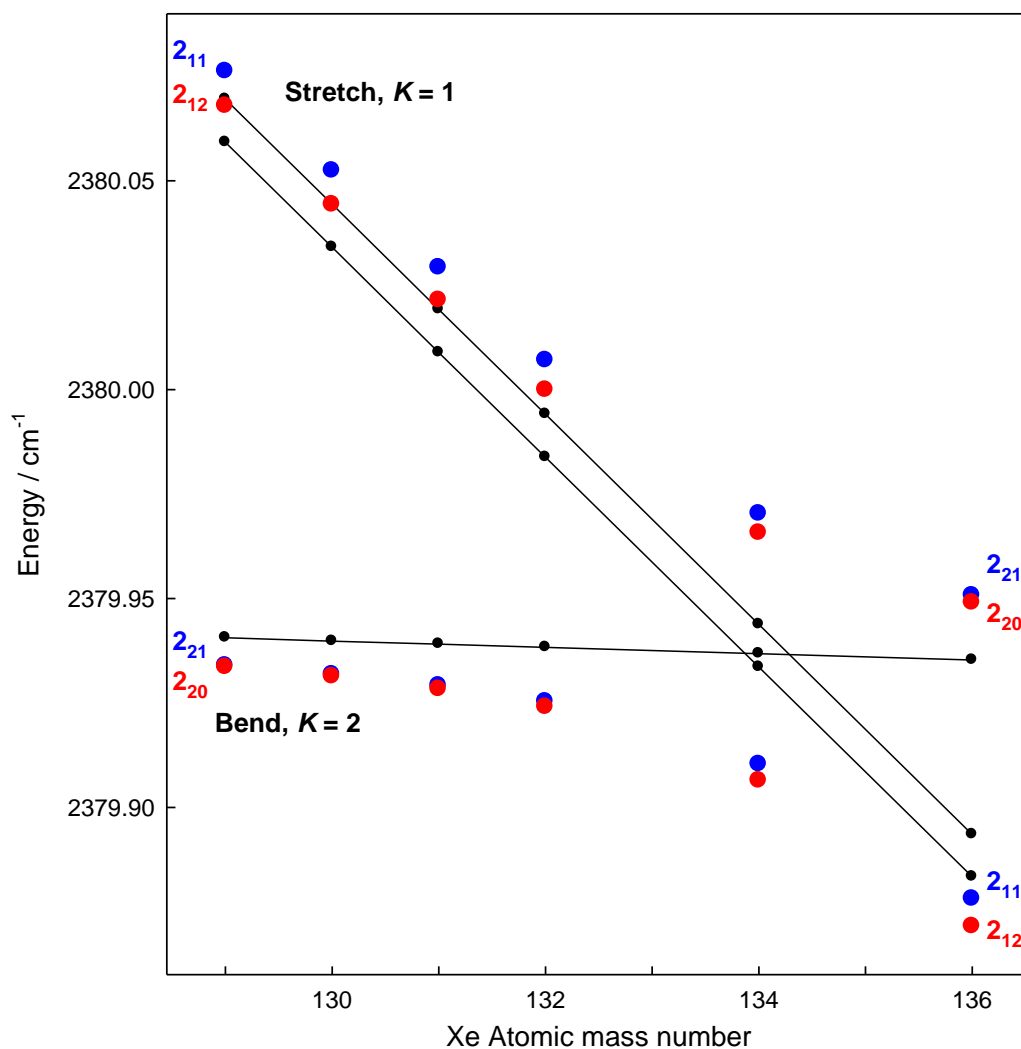


Fig. 5. Energy level diagram illustrating the Xe isotope dependence of the Coriolis interaction between the intermolecular bend and stretch states of $\text{CO}_2\text{-Xe}$ for $J = 2$. The actual (perturbed) energies of the $J_{K_a K_c} = 2_{20}$, 2_{21} , 2_{11} , and 2_{12} rotational levels are shown by red and blue circles. Their deperturbed energies (Coriolis interaction removed) are shown as small black circles connected by lines (the asymmetry splitting between 2_{20} and 2_{21} is too small to see here). For $\text{CO}_2\text{-}^{129}\text{Xe}$, the $K_a = 1$ levels of the stretch lies well above $K_a = 2$ of the bend. But the stretching frequency decreases with increasing Xe atomic mass, so that the deperturbed bend and stretch levels are almost coincident for $\text{CO}_2\text{-}^{134}\text{Xe}$, and the stretch lies below the bend for $\text{CO}_2\text{-}^{136}\text{Xe}$.

2.5. The CO₂ (01¹1) – (01¹0) hot bands

In our supersonic expansion, there is sufficient population of CO₂-Xe in the excited CO₂ ν_2 intramolecular bending state $[(\nu_1, \nu_2^{I2}, \nu_3) = (01^10)$ at $\approx 667 \text{ cm}^{-1}$] to enable observation of the $(01^11) \leftarrow (01^10)$ hot band near 2337 cm^{-1} in the ν_3 region. The situation is similar to that described for CO₂-Ar in a recent paper, to which the reader is referred for more details [11]. Analogous spectra have also been observed for C₂H₂-Ar [12] and CO₂-N₂ [13]. The nearby Xe atom splits the degenerate CO₂ bend into an in-plane (i-p) and an out-of-plane (o-p) mode. In the (01^10) lower state, these modes have A₁ or B₁ symmetry, and hence allowed $K_a = \text{even}$ or odd levels, respectively. In the (01^11) upper state, the symmetries become B₂ or A₂ with allowed $K_a = \text{odd}$ or even levels, respectively. The $(01^11) \leftarrow (01^10)$ hot band has b -type selection rules ($\Delta K_a = \pm 1$) just like the ν_3 fundamental. The i-p component of the hot band has subbands with $K_a = \text{odd} \leftarrow \text{even}$, and the o-p component has $K_a = \text{even} \leftarrow \text{odd}$. There is strong b -type Coriolis mixing between the i-p and o-p modes, characterized by the matrix element $\langle \text{i-p}, J, k | H | \text{o-p}, J, k \pm 1 \rangle = \frac{1}{2} \xi_b \times [J(J+1) - k(k \pm 1)]^{1/2}$, where k is signed K_a , and ξ_b is the Coriolis parameter. As for the intermolecular Coriolis interaction in the previous section, the rotational constant and the dimensionless zeta parameter ζ_b are related by $\xi_b = 2B\zeta_b$.

By analogy with CO₂-Ar [11] we expected the CO₂-Xe rotational constants and hot band vibrational shift to be similar to those of the fundamental, and also expected $\zeta_b \approx 1$. So to assign the spectrum (Fig. 4), the main unknown quantity was the splitting between the i-p and o-p modes, expected to be similar in the lower and upper states. After some trial and error, we found that this splitting had a value of about 2.1 cm^{-1} (compared to 0.88 cm^{-1} for CO₂-Ar) and assigned a total of 74 hot band lines. The detailed assignments are given as Supplementary Information. There was little isotope splitting, so this was ignored in the fit, meaning that the result should approximate that for the weighted average atomic mass (131.29). The rms error in the fit was 0.00028 cm^{-1} and

the parameters resulting from the fit are listed in Table 4. We did not attempt to determine centrifugal distortion parameters, but found that the fit was improved slightly by fixing Δ_{JK} and Δ_J at their ground state values from Table 2.

Table 4. Molecular parameters for the $(01^11) \leftarrow (01^10)$ hot band of $\text{CO}_2 - \text{Xe}$ (in cm^{-1}).^a

	(010) i-p	(010) o-p	(011) i-p	(011) o-p
σ_0	X ^b	2.1404(43)+X	2335.1405(5)+X	2337.3115(43)+X
A	0.396555(30)	0.395905(40)	[0.393455] ^c	0.392830(43)
B	0.035197(84)	0.035467(17)	0.035309(15)	0.035447(35)
C	0.032480(79)	0.0323282(81)	0.0323751(55)	0.032325(19)
$10^6 \times \Delta_{JK}$	[3.1]	[3.1]	[3.1]	[3.1]
$10^7 \times \Delta_J$	[1.3]	[1.3]	[1.3]	[1.3]
ξ_b	0.06999(25)		[0.06999] ^d	

^a Quantities in parentheses correspond to 1σ from the least-squares fit, in units of the last quoted digit. The parameters Δ_{JK} and Δ_J were fixed at the indicated ground state values.

^b X is equal to the free CO_2 ν_2 frequency (667.380 cm^{-1}) plus or minus an unknown vibrational shift which is unlikely to be more than a few cm^{-1} .

^c $A' - A''$ was constrained to equal -0.0031 cm^{-1} .

^d ξ_b was constrained to be equal in the upper and lower states.

By far the strongest feature in the spectrum is the narrow Q -branch of the $K_a = 1 \leftarrow 0$ subband of the i-p mode at 2335.500 cm^{-1} (see Fig. 4). Also labeled in Fig. 4 are the $K_a = 1 \leftarrow 2, 0$

$\leftarrow 1$, and $2 \leftarrow 1$ subbands. In addition, two very weak lines with $K_a = 3 \leftarrow 2$ were assigned (not shown in the figure). In the case of CO₂-Ar, some cross transitions ($i\text{-p} \leftarrow o\text{-p}$ and $o\text{-p} \leftarrow i\text{-p}$) were observed [11]. However, such “forbidden” transitions could not be detected in the present case. They are much weaker for CO₂-Xe because the wider spacing of the $i\text{-p}$ and $o\text{-p}$ modes reduces Coriolis mixing. It was not possible to reliably determine all of the parameters in Table 4 at the same time without some constraint. After trying various schemes, we decided on the following two constraints: $(A' - A'') = -0.0031 \text{ cm}^{-1}$ for the $i\text{-p}$ state (similar to the ν_3 fundamental band), and $\xi_b' = \xi_b''$ for the Coriolis parameter. Both constraints are reasonable based on the results for CO₂-Ar, where more parameters could be varied thanks to more data [11].

The ξ_b parameter from Table 4 results in a value of about 0.990 for ζ_b , depending slightly on exactly what value is used for B . This can be compared to reported values of 1.01 for CO₂-Ar and 1.003 for CO₂-N₂ [11,13]. These near unity values of ζ_b are a reflection of the fact that the CO₂ bend is only slightly perturbed in these weakly-bound complexes. An important aspect of the results is the splitting between $i\text{-p}$ and $o\text{-p}$ modes, determined to be $2.140(4) \text{ cm}^{-1}$ for CO₂-Xe in the lower (01^10) state and $2.171(4) \text{ cm}^{-1}$ in the upper (01^11) state, with $o\text{-p}$ higher than $i\text{-p}$. This is larger than the 0.877 cm^{-1} splitting [11] observed in CO₂-Ar and quite similar to the 2.307 cm^{-1} splitting [13] in CO₂-N₂. Although the splittings are determined by our hot band spectrum, the actual CO₂ bending frequency is not. The parameter X in Table 4 represents this bending frequency (for the $i\text{-p}$ mode), and X is equal to 667.38 cm^{-1} plus or minus an unknown (but relatively small) vibrational shift. The (01^11) \leftarrow (01^10) hot band origin for the free CO₂ molecule [14] is 2336.633 cm^{-1} , and the present CO₂-Xe origins from Table 4 represent vibrational shifts of -1.493 and -1.462 cm^{-1} for the $i\text{-p}$ and $o\text{-p}$ modes, respectively. These are very similar to the shift of -1.472 cm^{-1} as determined above for the ν_3 fundamental band.

The strongest lines in the CO₂-Xe (01¹1) ← (01¹0) hot band were about 0.02 times the strength of those in the (001) ← (000) fundamental band. This is similar to CO₂-Ar, so we can repeat the conclusions made previously [11]. Very roughly, the observed hot band strength is about half of that expected if all the original room temperature population of CO₂ in the (01¹0) state survived the supersonic expansion without any relaxation. This relatively inefficient vibrational relaxation is probably related to the fact that the gas mixture contained over 99% helium in both cases.

3. Conclusions

In this paper, we have shown how the Xe isotope dependence of the CO₂-Xe spectrum can be parameterized in order to allow fitting and simulation of infrared spectra, even though the isotopic splittings range from unresolved through partly resolved (e.g. for higher-*J* lines of the ν_3 fundamental band) to fully resolved (e.g. for $K_a = 2$ lines of the bending combination band). Implementation of this parameterized fitting depended on the availability of precise, though incomplete, microwave data [3], and was greatly facilitated by the various features of the PGOPHER software package [10] which allow parameters to be varied and/or constrained in a flexible and user-friendly fashion. The most significant new results obtained here are determination of the intermolecular bend and intermolecular stretch frequencies for CO₂-Xe in the CO₂ ν_3 state (and their Xe isotope dependence), and characterization of the splitting of the degenerate CO₂ ν_2 bending vibration into in-plane and out-of-plane modes.

In conclusion, new infrared spectra of the weakly-bound CO₂-Xe complex are reported and their Xe isotope dependence is investigated in detail. The fundamental band (CO₂ ν_3) is analyzed together with previous microwave data in terms of a unified set of parameters including Xe isotope scaling. Infrared combination bands involving the intermolecular bend and (van der Waals) stretch are observed for the first time, yielding experimental frequencies of 30.57 and

31.78 cm^{-1} , respectively (in the excited CO_2 ν_3 state). Isotope splitting in the combination bands is accentuated by the strong bend-stretch Coriolis interaction and the relatively large isotope dependence of the stretch frequency. CO_2 -Xe spectra are also observed corresponding to the CO_2 $(01^11) \leftarrow (01^10)$ hot band, and their analysis results in a value of 2.14 cm^{-1} for the splitting of the CO_2 ν_2 bend into in-plane and out-of-plane modes, strongly linked by Coriolis interaction.

Supplementary Material

Supplementary Material includes tables giving observed and fitted line positions for CO_2 -Xe and detailed isotopic dependence of molecular parameters.

Acknowledgements

The financial support of the Natural Sciences and Engineering Research Council of Canada is gratefully acknowledged.

References

- 1 J.M. Steed, T.A. Dixon, and W. Klemperer, *J. Chem. Phys.* **70**, 4095-4100 (1979); Erratum: **75**, 5977 (1981).
- 2 R.W. Randall, M.A. Walsh, and B.J. Howard, *Faraday Discuss. Chem. Soc.* **85**, 13-21 (1988).
- 3 M. Iida, Y. Ohshima, and Y. Endo, *J. Phys. Chem.* **97**, 357-362 (1993).
- 4 T. Konno, S. Fukuda, and Y. Ozaki, *Chem. Phys. Lett.* **421**, 421-426 (2006).
- 5 M. Chen and H. Zhu, *J. Theo. Comp. Chem.* **11**, 537-546 (2012).
- 6 Z. Wang, E. Feng, C. Zhang, and C. Sun, *Chem. Phys. Lett.* **619**, 14-17 (2015).
- 7 M. Dehghany, M. Afshari, Z. Abusara, C. Van Eck, and N. Moazzen-Ahmadi, *J. Mol. Spectrosc.* **247**, 123-127 (2008).
- 8 N. Moazzen-Ahmadi and A.R.W. McKellar, *Int. Rev. Phys. Chem.* **32**, 611-650 (2013).
- 9 M. Rezaei, S. Sheybani-Deloui, N. Moazzen-Ahmadi, K.H. Michaelian, and A.R.W. McKellar, *J. Phys. Chem. A*, **117**, 9612-9620 (2013).
- 10 C. M. Western, *J. Quant. Spectrosc Rad. Transfer* **186**, 221 (2017); PGOPHER version 10.1, C. M. Western, 2018, University of Bristol Research Data Repository, [doi:10.5523/bris.3mqfb4glgkr8a2rev7f73t300c](https://doi.org/10.5523/bris.3mqfb4glgkr8a2rev7f73t300c)
- 11 T.A. Gartner, A.J. Barclay, A.R.W. McKellar, and N. Moazzen-Ahmadi, *Phys. Chem. Chem. Phys.* **22**, 21488-21493 (2020).
- 12 Y. Ohshima, Y. Matsumoto, M. Takami, and K. Kuchitsu, *J. Chem. Phys.* **99**, 8385-8397 (1993).
- 13 A.J. Barclay, A.R.W. McKellar, and N. Moazzen-Ahmadi, *J. Chem. Phys.* **153**, 014303 (2020).
- 14 D. Bailly, R. Farrenq, G. Guelachvili, and C. Rosetti, *J. Mol. Spectrosc.* **90**, 74-105 (1981).

Appendix to:

New infrared spectra of CO₂ – Xe: modeling Xe isotope effects, intermolecular bend and stretch, and symmetry breaking of the CO₂ bend

Table A-1. Molecular parameters for CO₂-Xe, microwave and fundamental band (in cm⁻¹). See also Table 2 of the paper.

	CO ₂ - ¹²⁹ Xe	CO ₂ - ¹³⁰ Xe	CO ₂ - ¹³¹ Xe	CO ₂ - ¹³² Xe	CO ₂ - ¹³⁴ Xe	CO ₂ - ¹³⁶ Xe
ν_0	2347.6714	2347.6713	2347.6713(1)	2347.6712	2347.6711	2347.6710
A'	0.392803	0.392803	0.392803(21)	0.392803	0.392803	0.392803
B'	0.0354942	0.0354254	0.0353574(18)	0.0352908	0.0351602	0.0350334
C'	0.0324135	0.0323556	0.0322986(13)	0.0322424	0.0321325	0.0320256
A''	0.395952	0.395952	0.395952(15)	0.395952	0.395952	0.395952
B''	0.03547915	0.03541038	0.03534253(28)	0.03527585	0.03514531	0.03501859
C''	0.03242821	0.03237032	0.03231321(28)	0.03225702	0.03214709	0.03204012
$10^6 \times \Delta_{JK}$	3.1206	3.1145	3.1084(47)	3.1025	3.0909	3.0797
$10^7 \times \Delta_J$	1.3374	1.3322	1.3270(31)	1.3220	1.3121	1.3026

Table A-2. Molecular parameters for CO₂-Xe, combination bands (in cm⁻¹). See also Table 2 of the paper.

	CO ₂ - ¹²⁹ Xe	CO ₂ - ¹³⁰ Xe	CO ₂ - ¹³¹ Xe	CO ₂ - ¹³² Xe	CO ₂ - ¹³⁴ Xe	CO ₂ - ¹³⁶ Xe
Bend						
ν_0	2378.2465	2378.2459	2378.2452(1)	2378.2446	2378.2433	2378.2420
A'	0.407053	0.407053	0.407053(39)	0.407053	0.407053	0.407053
B'	0.034278	0.034212	0.034146(36)	0.034082	0.033955	0.033833
C'	0.031969	0.031911	0.031855(32)	0.031800	0.031691	0.031586
$10^6 \times \Delta_{JK}$	14.7	14.7	14.7(20)	14.6	14.6	14.5
$10^7 \times \Delta_J$	2.75	2.74	2.73(40)	2.72	2.70	2.68
ξ_c	0.030045	0.029992	0.029939(49)	0.029887	0.029785	0.029686
Stretch						
ν_0	2379.5011	2379.4763	2379.4514(3)	2379.4266	2379.3769	2379.3272
A'	[0.40]	[0.40]	[0.40]	[0.40]	[0.40]	[0.40]
B'	0.034374	0.034307	0.034242(22)	0.034177	0.034051	0.033928
C'	0.030924	0.030869	0.030814(13)	0.030760	0.030656	0.030554

Table A-3. Observed and fitted microwave transitions of CO₂-Xe (MHz).Observed transitions from: M. Iida, Y. Ohshima, and Y. Endo, J. Phys. Chem. **97**, 357-362 (1993).

Calculated transitions from the combined microwave and fundamental band fit described in the paper.

Isotope	J'	Ka'	Kc'	J''	Ka''	Kc''	Observed	Calculated	Obs - Calc
CO2-Xe-129	3	0	3	2	0	2	6104.700	6104.689	0.011
CO2-Xe-129	3	2	1	2	2	0	6107.053	6107.069	-0.016
CO2-Xe-129	4	0	4	3	0	3	8136.446	8136.438	0.008
CO2-Xe-129	4	2	2	3	2	1	8144.546	8144.557	-0.011
CO2-Xe-129	4	2	3	3	2	2	8138.771	8138.776	-0.005
CO2-Xe-129	5	0	5	4	0	4	10165.494	10165.493	0.001
CO2-Xe-129	5	2	3	4	2	2	10183.585	10183.585	0.000
CO2-Xe-129	5	2	4	4	2	3	10172.026	10172.026	0.000
CO2-Xe-129	6	0	6	5	0	5	12191.179	12191.186	-0.007
CO2-Xe-129	7	0	7	6	0	6	14212.849	14212.859	-0.010
CO2-Xe-131	3	0	3	2	0	2	6082.105	6082.095	0.010
CO2-Xe-131	4	0	4	3	0	3	8106.363	8106.356	0.007
CO2-Xe-131	5	0	5	4	0	4	10127.961	10127.958	0.003
CO2-Xe-131	6	0	6	5	0	5	12146.246	12146.243	0.003
CO2-Xe-132	3	0	3	2	0	2	6071.071	6071.063	0.008
CO2-Xe-132	3	2	1	2	2	0	6073.351	6073.357	-0.006
CO2-Xe-132	4	0	4	3	0	3	8091.674	8091.666	0.008
CO2-Xe-132	4	2	2	3	2	1	8099.565	8099.565	0.000
CO2-Xe-132	4	2	3	3	2	2	8093.911	8093.907	0.004
CO2-Xe-132	5	0	5	4	0	4	10109.632	10109.629	0.003
CO2-Xe-132	5	2	4	4	2	3	10115.986	10115.963	0.023
CO2-Xe-132	5	2	3	4	2	2	10127.275	10127.275	0.000
CO2-Xe-132	6	0	6	5	0	5	12124.296	12124.297	-0.001
CO2-Xe-132	7	0	7	6	0	6	14135.036	14135.025	0.011
CO2-Xe-134	3	0	3	2	0	2	6049.461	6049.470	-0.009
CO2-Xe-134	4	0	4	3	0	3	8062.900	8062.916	-0.016
CO2-Xe-134	5	0	5	4	0	4	10073.736	10073.755	-0.019

Table A-3. Observed and fitted fundamental band transitions of CO₂-Xe (cm⁻¹).

Int = calculated relative intensity, used to weight the blended lines.

Isotope	J'	Ka'	Kc'	J''	Ka''	Kc''	Observed	Calculated	Obs - Calc	Int
CO2-Xe-132	5	3	2	6	4	3	2344.7035	2344.7037	-0.0003	0.00187
CO2-Xe-132	5	3	3	6	4	2	2344.7035	2344.7037	-0.0003	0.00187
CO2-Xe-129	5	3	2	6	4	3	2344.7035	2344.7030	0.0005	0.00183
CO2-Xe-129	5	3	3	6	4	2	2344.7035	2344.7030	0.0005	0.00183
CO2-Xe-131	5	3	2	6	4	3	2344.7035	2344.7035	0.0000	0.00147
CO2-Xe-131	5	3	3	6	4	2	2344.7035	2344.7035	0.0000	0.00147
CO2-Xe-134	5	3	2	6	4	3	2344.7035	2344.7042	-0.0007	0.00073
CO2-Xe-134	5	3	3	6	4	2	2344.7035	2344.7042	-0.0007	0.00073
CO2-Xe-136	5	3	2	6	4	3	2344.7035	2344.7047	-0.0012	0.00062
CO2-Xe-136	5	3	3	6	4	2	2344.7035	2344.7047	-0.0012	0.00062
							Blend	2344.7036	-0.0001	
CO2-Xe-132	4	3	1	5	4	2	2344.7707	2344.7709	-0.0002	0.00241
CO2-Xe-132	4	3	2	5	4	1	2344.7707	2344.7709	-0.0002	0.00241
CO2-Xe-129	4	3	1	5	4	2	2344.7707	2344.7705	0.0002	0.00236
CO2-Xe-129	4	3	2	5	4	1	2344.7707	2344.7705	0.0002	0.00236
CO2-Xe-131	4	3	1	5	4	2	2344.7707	2344.7708	0.0000	0.0019
CO2-Xe-131	4	3	2	5	4	1	2344.7707	2344.7708	0.0000	0.0019
CO2-Xe-134	4	3	1	5	4	2	2344.7707	2344.7711	-0.0004	0.00093
CO2-Xe-134	4	3	2	5	4	1	2344.7707	2344.7711	-0.0004	0.00093
CO2-Xe-136	4	3	1	5	4	2	2344.7707	2344.7714	-0.0006	0.00079
CO2-Xe-136	4	3	2	5	4	1	2344.7707	2344.7714	-0.0006	0.00079
							Blend	2344.7708	-0.0001	
CO2-Xe-132	3	3	0	4	4	1	2344.8379	2344.8381	-0.0002	0.00299
CO2-Xe-132	3	3	1	4	4	0	2344.8379	2344.8381	-0.0002	0.00299
CO2-Xe-129	3	3	0	4	4	1	2344.8379	2344.8381	-0.0002	0.00293
CO2-Xe-129	3	3	1	4	4	0	2344.8379	2344.8381	-0.0002	0.00293
CO2-Xe-131	3	3	0	4	4	1	2344.8379	2344.8381	-0.0002	0.00235
CO2-Xe-131	3	3	1	4	4	0	2344.8379	2344.8381	-0.0002	0.00235
CO2-Xe-134	3	3	0	4	4	1	2344.8379	2344.8381	-0.0002	0.00116
CO2-Xe-134	3	3	1	4	4	0	2344.8379	2344.8381	-0.0002	0.00116
CO2-Xe-136	3	3	0	4	4	1	2344.8379	2344.8381	-0.0002	0.00098
CO2-Xe-136	3	3	1	4	4	0	2344.8379	2344.8381	-0.0002	0.00098
							Blend	2344.8381	-0.0002	
CO2-Xe-132	6	3	3	6	4	2	2345.1093	2345.1086	0.0007	0.00117
CO2-Xe-132	6	3	4	6	4	3	2345.1093	2345.1086	0.0007	0.00117
CO2-Xe-129	6	3	3	6	4	2	2345.1093	2345.1101	-0.0008	0.00114
CO2-Xe-129	6	3	4	6	4	3	2345.1093	2345.1101	-0.0008	0.00114
CO2-Xe-132	5	3	2	5	4	1	2345.1093	2345.1083	0.0010	0.00111
CO2-Xe-132	5	3	3	5	4	2	2345.1093	2345.1083	0.0010	0.00111
CO2-Xe-129	5	3	2	5	4	1	2345.1093	2345.1098	-0.0005	0.00109
CO2-Xe-129	5	3	3	5	4	2	2345.1093	2345.1098	-0.0005	0.00109
CO2-Xe-132	7	3	4	7	4	3	2345.1093	2345.1090	0.0004	0.00106

CO2-Xe-132	7	3	5	7	4	4	2345.1093	2345.1090	0.0004	0.00106
							Blend	2345.1091	0.0002	
CO2-Xe-132	6	1	6	7	2	5	2346.0739	2346.0751	-0.0012	0.01925
CO2-Xe-129	6	1	6	7	2	5	2346.0739	2346.0729	0.0010	0.01874
CO2-Xe-131	6	1	6	7	2	5	2346.0739	2346.0744	-0.0005	0.01513
CO2-Xe-134	6	1	6	7	2	5	2346.0739	2346.0766	-0.0027	0.00748
							Blend	2346.0744	-0.0005	
CO2-Xe-132	7	1	6	8	2	7	2346.0842	2346.0849	-0.0007	0.01575
CO2-Xe-129	7	1	6	8	2	7	2346.0842	2346.0831	0.0011	0.01532
CO2-Xe-131	7	1	6	8	2	7	2346.0842	2346.0843	-0.0001	0.01237
CO2-Xe-134	7	1	6	8	2	7	2346.0842	2346.0860	-0.0018	0.00612
							Blend	2346.0843	-0.0001	
CO2-Xe-132	6	1	5	7	2	6	2346.1410	2346.1415	-0.0005	0.02111
CO2-Xe-129	6	1	5	7	2	6	2346.1410	2346.1400	0.0010	0.02058
CO2-Xe-131	6	1	5	7	2	6	2346.1410	2346.1410	0.0000	0.0166
CO2-Xe-134	6	1	5	7	2	6	2346.1410	2346.1425	-0.0015	0.0082
CO2-Xe-136	6	1	5	7	2	6	2346.1410	2346.1434	-0.0025	0.00697
							Blend	2346.1413	-0.0003	
CO2-Xe-132	5	1	5	6	2	4	2346.1521	2346.1527	-0.0006	0.0251
CO2-Xe-129	5	1	5	6	2	4	2346.1521	2346.1509	0.0012	0.02449
CO2-Xe-131	5	1	5	6	2	4	2346.1521	2346.1521	0.0000	0.01974
CO2-Xe-134	5	1	5	6	2	4	2346.1521	2346.1538	-0.0017	0.00974
							Blend	2346.1521	0.0000	
CO2-Xe-132	5	1	4	6	2	5	2346.1994	2346.1997	-0.0003	0.02679
CO2-Xe-129	5	1	4	6	2	5	2346.1994	2346.1985	0.0009	0.02616
CO2-Xe-131	5	1	4	6	2	5	2346.1994	2346.1993	0.0001	0.02108
CO2-Xe-134	5	1	4	6	2	5	2346.1994	2346.2005	-0.0011	0.01039
CO2-Xe-136	5	1	4	6	2	5	2346.1994	2346.2013	-0.0019	0.00882
							Blend	2346.1995	-0.0001	
CO2-Xe-132	4	1	4	5	2	3	2346.2280	2346.2283	-0.0003	0.03081
CO2-Xe-129	4	1	4	5	2	3	2346.2280	2346.2270	0.0010	0.03011
CO2-Xe-131	4	1	4	5	2	3	2346.2280	2346.2279	0.0001	0.02425
CO2-Xe-134	4	1	4	5	2	3	2346.2280	2346.2291	-0.0012	0.01194
CO2-Xe-136	4	1	4	5	2	3	2346.2280	2346.2299	-0.0020	0.01013
							Blend	2346.2281	-0.0001	
CO2-Xe-132	4	1	3	5	2	4	2346.2592	2346.2595	-0.0003	0.03216
CO2-Xe-129	4	1	3	5	2	4	2346.2592	2346.2585	0.0007	0.03145
CO2-Xe-131	4	1	3	5	2	4	2346.2592	2346.2591	0.0000	0.02532
CO2-Xe-134	4	1	3	5	2	4	2346.2592	2346.2601	-0.0009	0.01246
CO2-Xe-136	4	1	3	5	2	4	2346.2592	2346.2607	-0.0015	0.01057
							Blend	2346.2593	-0.0001	
CO2-Xe-132	3	1	3	4	2	2	2346.3021	2346.3022	-0.0001	0.0356
CO2-Xe-129	3	1	3	4	2	2	2346.3021	2346.3013	0.0007	0.03486
CO2-Xe-131	3	1	3	4	2	2	2346.3021	2346.3019	0.0001	0.02804
CO2-Xe-134	3	1	3	4	2	2	2346.3021	2346.3027	-0.0007	0.01379
CO2-Xe-136	3	1	3	4	2	2	2346.3021	2346.3033	-0.0012	0.01168
							Blend	2346.3020	0.0000	
CO2-Xe-132	3	1	2	4	2	3	2346.3207	2346.3208	-0.0001	0.03652

CO2-Xe-129	3	1	2	4	2	3	2346.3207	2346.3201	0.0006	0.03577
CO2-Xe-131	3	1	2	4	2	3	2346.3207	2346.3206	0.0001	0.02877
CO2-Xe-134	3	1	2	4	2	3	2346.3207	2346.3212	-0.0005	0.01414
CO2-Xe-136	3	1	2	4	2	3	2346.3207	2346.3216	-0.0009	0.01198
							Blend	2346.3207	0.0000	
CO2-Xe-132	2	1	2	3	2	1	2346.3744	2346.3744	0.0000	0.03889
CO2-Xe-129	2	1	2	3	2	1	2346.3744	2346.3740	0.0004	0.03812
CO2-Xe-131	2	1	2	3	2	1	2346.3744	2346.3742	0.0001	0.03064
CO2-Xe-134	2	1	2	3	2	1	2346.3744	2346.3746	-0.0003	0.01505
CO2-Xe-136	2	1	2	3	2	1	2346.3744	2346.3749	-0.0005	0.01274
							Blend	2346.3743	0.0001	
CO2-Xe-132	2	1	1	3	2	2	2346.3836	2346.3836	0.0000	0.03938
CO2-Xe-129	2	1	1	3	2	2	2346.3836	2346.3833	0.0003	0.03861
CO2-Xe-131	2	1	1	3	2	2	2346.3836	2346.3835	0.0001	0.03103
CO2-Xe-134	2	1	1	3	2	2	2346.3836	2346.3838	-0.0002	0.01524
CO2-Xe-136	2	1	1	3	2	2	2346.3836	2346.3840	-0.0004	0.0129
							Blend	2346.3836	0.0000	
CO2-Xe-132	1	1	1	2	2	0	2346.4450	2346.4450	0.0000	0.04083
CO2-Xe-129	1	1	1	2	2	0	2346.4450	2346.4449	0.0000	0.04006
CO2-Xe-131	1	1	1	2	2	0	2346.4450	2346.4450	0.0000	0.03218
CO2-Xe-134	1	1	1	2	2	0	2346.4450	2346.4450	0.0000	0.01579
CO2-Xe-136	1	1	1	2	2	0	2346.4450	2346.4450	0.0000	0.01336
							Blend	2346.4450	0.0000	
CO2-Xe-132	1	1	0	2	2	1	2346.4480	2346.4480	0.0000	0.041
CO2-Xe-129	1	1	0	2	2	1	2346.4480	2346.4480	0.0000	0.04023
CO2-Xe-131	1	1	0	2	2	1	2346.4480	2346.4480	0.0000	0.03231
CO2-Xe-134	1	1	0	2	2	1	2346.4480	2346.4480	0.0000	0.01586
CO2-Xe-136	1	1	0	2	2	1	2346.4480	2346.4480	0.0000	0.01342
							Blend	2346.4480	0.0000	
CO2-Xe-132	11	1	11	11	2	10	2346.4810	2346.4809	0.0001	0.00682
CO2-Xe-129	11	1	11	11	2	10	2346.4810	2346.4806	0.0004	0.00657
CO2-Xe-131	11	1	11	11	2	10	2346.4810	2346.4808	0.0002	0.00534
CO2-Xe-134	11	1	11	11	2	10	2346.4810	2346.4811	-0.0001	0.00267
CO2-Xe-136	11	1	11	11	2	10	2346.4810	2346.4813	-0.0003	0.00228
							Blend	2346.4809	0.0001	
CO2-Xe-132	10	1	10	10	2	9	2346.4979	2346.4978	0.0001	0.0107
CO2-Xe-129	10	1	10	10	2	9	2346.4979	2346.4977	0.0002	0.01035
CO2-Xe-131	10	1	10	10	2	9	2346.4979	2346.4978	0.0001	0.00839
CO2-Xe-134	10	1	10	10	2	9	2346.4979	2346.4979	0.0000	0.00418
CO2-Xe-136	10	1	10	10	2	9	2346.4979	2346.4980	-0.0001	0.00357
							Blend	2346.4978	0.0001	
CO2-Xe-132	9	1	9	9	2	8	2346.5132	2346.5132	0.0000	0.01582
CO2-Xe-129	9	1	9	9	2	8	2346.5132	2346.5132	0.0000	0.01534
CO2-Xe-131	9	1	9	9	2	8	2346.5132	2346.5132	0.0000	0.01242
CO2-Xe-134	9	1	9	9	2	8	2346.5132	2346.5131	0.0000	0.00616
CO2-Xe-136	9	1	9	9	2	8	2346.5132	2346.5131	0.0001	0.00526
							Blend	2346.5132	0.0000	
CO2-Xe-132	8	1	8	8	2	7	2346.5271	2346.5269	0.0002	0.02199

CO2-Xe-129	8	1	8	8	2	7	2346.5271	2346.5271	0.0000	0.02137
CO2-Xe-131	8	1	8	8	2	7	2346.5271	2346.5270	0.0001	0.01727
CO2-Xe-134	8	1	8	8	2	7	2346.5271	2346.5268	0.0003	0.00855
CO2-Xe-136	8	1	8	8	2	7	2346.5271	2346.5267	0.0004	0.00728
							Blend	2346.5269	0.0001	
CO2-Xe-132	7	1	7	7	2	6	2346.5393	2346.5391	0.0002	0.02861
CO2-Xe-129	7	1	7	7	2	6	2346.5393	2346.5394	-0.0001	0.02787
CO2-Xe-131	7	1	7	7	2	6	2346.5393	2346.5392	0.0001	0.02249
CO2-Xe-134	7	1	7	7	2	6	2346.5393	2346.5389	0.0003	0.01111
CO2-Xe-136	7	1	7	7	2	6	2346.5393	2346.5387	0.0005	0.00944
							Blend	2346.5391	0.0001	
CO2-Xe-132	6	1	6	6	2	5	2346.5500	2346.5497	0.0002	0.03465
CO2-Xe-129	6	1	6	6	2	5	2346.5500	2346.5502	-0.0002	0.03382
CO2-Xe-131	6	1	6	6	2	5	2346.5500	2346.5499	0.0001	0.02726
CO2-Xe-134	6	1	6	6	2	5	2346.5500	2346.5495	0.0005	0.01344
CO2-Xe-136	6	1	6	6	2	5	2346.5500	2346.5492	0.0007	0.01141
							Blend	2346.5498	0.0001	
CO2-Xe-132	5	1	5	5	2	4	2346.5590	2346.5588	0.0001	0.03869
CO2-Xe-129	5	1	5	5	2	4	2346.5590	2346.5593	-0.0004	0.03783
CO2-Xe-131	5	1	5	5	2	4	2346.5590	2346.5590	0.0000	0.03045
CO2-Xe-134	5	1	5	5	2	4	2346.5590	2346.5585	0.0005	0.01499
CO2-Xe-136	5	1	5	5	2	4	2346.5590	2346.5582	0.0008	0.01271
							Blend	2346.5589	0.0001	
CO2-Xe-132	4	1	4	4	2	3	2346.5667	2346.5664	0.0003	0.03911
CO2-Xe-129	4	1	4	4	2	3	2346.5667	2346.5670	-0.0003	0.0383
CO2-Xe-131	4	1	4	4	2	3	2346.5667	2346.5666	0.0001	0.0308
CO2-Xe-134	4	1	4	4	2	3	2346.5667	2346.5660	0.0007	0.01514
CO2-Xe-136	4	1	4	4	2	3	2346.5667	2346.5657	0.0010	0.01283
							Blend	2346.5665	0.0002	
CO2-Xe-132	3	1	3	3	2	2	2346.5727	2346.5725	0.0002	0.03435
CO2-Xe-129	3	1	3	3	2	2	2346.5727	2346.5731	-0.0004	0.03368
CO2-Xe-131	3	1	3	3	2	2	2346.5727	2346.5727	0.0000	0.02706
CO2-Xe-134	3	1	3	3	2	2	2346.5727	2346.5720	0.0007	0.01329
CO2-Xe-136	3	1	3	3	2	2	2346.5727	2346.5716	0.0011	0.01125
							Blend	2346.5726	0.0001	
CO2-Xe-132	2	1	2	2	2	1	2346.5772	2346.5770	0.0002	0.02278
CO2-Xe-129	2	1	2	2	2	1	2346.5772	2346.5777	-0.0005	0.02235
CO2-Xe-131	2	1	2	2	2	1	2346.5772	2346.5772	0.0000	0.01795
CO2-Xe-134	2	1	2	2	2	1	2346.5772	2346.5765	0.0007	0.00881
CO2-Xe-136	2	1	2	2	2	1	2346.5772	2346.5761	0.0011	0.00745
							Blend	2346.5771	0.0001	
CO2-Xe-132	2	1	1	2	2	0	2346.5864	2346.5861	0.0003	0.02307
CO2-Xe-129	2	1	1	2	2	0	2346.5864	2346.5869	-0.0005	0.02263
CO2-Xe-131	2	1	1	2	2	0	2346.5864	2346.5864	0.0000	0.01818
CO2-Xe-134	2	1	1	2	2	0	2346.5864	2346.5856	0.0008	0.00892
CO2-Xe-136	2	1	1	2	2	0	2346.5864	2346.5851	0.0013	0.00755
							Blend	2346.5862	0.0001	
CO2-Xe-132	3	1	2	3	2	1	2346.5909	2346.5907	0.0003	0.03521

CO2-Xe-129	3	1	2	3	2	1	2346.5909	2346.5915	-0.0006	0.03453
CO2-Xe-131	3	1	2	3	2	1	2346.5909	2346.5909	0.0000	0.02774
CO2-Xe-134	3	1	2	3	2	1	2346.5909	2346.5901	0.0008	0.01362
CO2-Xe-136	3	1	2	3	2	1	2346.5909	2346.5896	0.0014	0.01153
							Blend	2346.5908	0.0001	
CO2-Xe-132	4	1	3	4	2	2	2346.5970	2346.5966	0.0004	0.04075
CO2-Xe-129	4	1	3	4	2	2	2346.5970	2346.5975	-0.0005	0.03992
CO2-Xe-131	4	1	3	4	2	2	2346.5970	2346.5969	0.0001	0.03209
CO2-Xe-134	4	1	3	4	2	2	2346.5970	2346.5960	0.0010	0.01577
CO2-Xe-136	4	1	3	4	2	2	2346.5970	2346.5955	0.0016	0.01336
							Blend	2346.5968	0.0003	
CO2-Xe-132	5	1	4	5	2	3	2346.6041	2346.6039	0.0002	0.04111
CO2-Xe-129	5	1	4	5	2	3	2346.6041	2346.6049	-0.0008	0.04023
CO2-Xe-131	5	1	4	5	2	3	2346.6041	2346.6042	-0.0001	0.03237
CO2-Xe-134	5	1	4	5	2	3	2346.6041	2346.6033	0.0008	0.01592
CO2-Xe-136	5	1	4	5	2	3	2346.6041	2346.6027	0.0015	0.0135
							Blend	2346.6041	0.0001	
CO2-Xe-132	6	1	5	6	2	4	2346.6128	2346.6124	0.0003	0.03769
CO2-Xe-129	6	1	5	6	2	4	2346.6128	2346.6135	-0.0007	0.03682
CO2-Xe-131	6	1	5	6	2	4	2346.6128	2346.6128	0.0000	0.02966
CO2-Xe-134	6	1	5	6	2	4	2346.6128	2346.6117	0.0010	0.01461
CO2-Xe-136	6	1	5	6	2	4	2346.6128	2346.6111	0.0017	0.0124
							Blend	2346.6126	0.0002	
CO2-Xe-132	7	1	6	7	2	5	2346.6225	2346.6221	0.0004	0.03195
CO2-Xe-129	7	1	6	7	2	5	2346.6225	2346.6232	-0.0007	0.03117
CO2-Xe-131	7	1	6	7	2	5	2346.6225	2346.6224	0.0001	0.02513
CO2-Xe-134	7	1	6	7	2	5	2346.6225	2346.6213	0.0012	0.0124
CO2-Xe-136	7	1	6	7	2	5	2346.6225	2346.6206	0.0019	0.01053
							Blend	2346.6223	0.0003	
CO2-Xe-132	8	1	7	8	2	6	2346.6330	2346.6327	0.0004	0.02529
CO2-Xe-129	8	1	7	8	2	6	2346.6330	2346.6339	-0.0009	0.02462
CO2-Xe-131	8	1	7	8	2	6	2346.6330	2346.6331	0.0000	0.01988
CO2-Xe-134	8	1	7	8	2	6	2346.6330	2346.6319	0.0012	0.00983
							Blend	2346.6330	0.0000	
CO2-Xe-132	9	1	8	9	2	7	2346.6445	2346.6441	0.0004	0.01879
CO2-Xe-129	9	1	8	9	2	7	2346.6445	2346.6454	-0.0009	0.01825
CO2-Xe-131	9	1	8	9	2	7	2346.6445	2346.6445	0.0000	0.01476
CO2-Xe-134	9	1	8	9	2	7	2346.6445	2346.6432	0.0013	0.00731
							Blend	2346.6445	0.0000	
CO2-Xe-132	10	1	9	10	2	8	2346.6570	2346.6561	0.0009	0.01314
CO2-Xe-129	10	1	9	10	2	8	2346.6570	2346.6575	-0.0005	0.01273
CO2-Xe-131	10	1	9	10	2	8	2346.6570	2346.6565	0.0004	0.01031
CO2-Xe-134	10	1	9	10	2	8	2346.6570	2346.6552	0.0018	0.00512
							Blend	2346.6565	0.0004	
CO2-Xe-132	11	1	10	11	2	9	2346.6688	2346.6685	0.0003	0.00868
CO2-Xe-129	11	1	10	11	2	9	2346.6688	2346.6700	-0.0012	0.00838
CO2-Xe-131	11	1	10	11	2	9	2346.6688	2346.6690	-0.0002	0.0068
CO2-Xe-134	11	1	10	11	2	9	2346.6688	2346.6675	0.0013	0.00339

							Blend	2346.6690	-0.0001	
CO2-Xe-132	10	1	10	9	2	7	2347.1666	2347.1657	0.0009	0.00545
CO2-Xe-131	10	1	10	9	2	7	2347.1666	2347.1668	-0.0002	0.00427
							Blend	2347.1662	0.0004	
CO2-Xe-129	10	1	10	9	2	7	2347.1696	2347.1691	0.0005	0.00527
CO2-Xe-136	8	1	7	7	2	6	2347.1696	2347.1707	-0.0011	0.00373
							Blend	2347.1698	-0.0002	
CO2-Xe-132	8	1	7	7	2	6	2347.1769	2347.1762	0.0007	0.0113
CO2-Xe-131	8	1	7	7	2	6	2347.1769	2347.1776	-0.0007	0.00889
							Blend	2347.1768	0.0001	
CO2-Xe-129	8	1	7	7	2	6	2347.1800	2347.1805	-0.0005	
CO2-Xe-129	10	1	10	11	0	11	2347.2106	2347.2104	0.0002	
CO2-Xe-132	10	1	10	11	0	11	2347.2145	2347.2151	-0.0006	0.0213
CO2-Xe-131	10	1	10	11	0	11	2347.2145	2347.2136	0.0009	0.0167
							Blend	2347.2144	0.0000	
CO2-Xe-136	10	1	10	11	0	11	2347.2214	2347.2211	0.0002	
CO2-Xe-134	9	1	8	8	2	7	2347.2541	2347.2540	0.0001	0.00357
CO2-Xe-134	12	1	12	11	2	9	2347.2541	2347.2550	-0.0009	0.0009
							Blend	2347.2542	-0.0001	
CO2-Xe-132	9	1	8	8	2	7	2347.2580	2347.2571	0.0009	0.00919
CO2-Xe-131	9	1	8	8	2	7	2347.2580	2347.2587	-0.0007	0.00723
CO2-Xe-132	12	1	12	11	2	9	2347.2580	2347.2574	0.0007	0.0023
							Blend	2347.2578	0.0003	
CO2-Xe-129	9	1	8	8	2	7	2347.2616	2347.2619	-0.0003	
CO2-Xe-129	9	1	9	10	0	10	2347.2902	2347.2901	0.0001	
CO2-Xe-132	9	1	9	10	0	10	2347.2937	2347.2944	-0.0007	0.03193
CO2-Xe-131	9	1	9	10	0	10	2347.2937	2347.2930	0.0007	0.02505
							Blend	2347.2938	-0.0001	
CO2-Xe-136	9	1	9	10	0	10	2347.2996	2347.2998	-0.0002	
CO2-Xe-129	8	1	8	9	0	9	2347.3693	2347.3692	0.0001	
CO2-Xe-131	8	1	8	9	0	9	2347.3723	2347.3718	0.0005	0.03543
CO2-Xe-132	8	1	8	9	0	9	2347.3723	2347.3730	-0.0007	0.04511
							Blend	2347.3725	-0.0002	
CO2-Xe-129	7	1	7	8	0	8	2347.4477	2347.4475	0.0003	
CO2-Xe-131	7	1	7	8	0	8	2347.4502	2347.4497	0.0005	0.04707

CO2-Xe-132	7	1	7	8	0	8	2347.4502	2347.4508	-0.0006	0.05989
							Blend	2347.4503	-0.0001	
CO2-Xe-132	6	1	6	7	0	7	2347.5270	2347.5276	-0.0007	0.07434
CO2-Xe-131	6	1	6	7	0	7	2347.5270	2347.5267	0.0003	0.05846
							Blend	2347.5272	-0.0002	
CO2-Xe-132	5	1	5	6	0	6	2347.6024	2347.6034	-0.0010	0.08563
CO2-Xe-129	5	1	5	6	0	6	2347.6024	2347.6009	0.0015	0.08361
CO2-Xe-131	5	1	5	6	0	6	2347.6024	2347.6026	-0.0002	0.06737
							Blend	2347.6023	0.0001	
CO2-Xe-132	4	1	4	5	0	5	2347.6772	2347.6780	-0.0008	0.09037
CO2-Xe-129	4	1	4	5	0	5	2347.6772	2347.6759	0.0012	0.08838
CO2-Xe-131	4	1	4	5	0	5	2347.6772	2347.6773	-0.0001	0.07114
CO2-Xe-134	4	1	4	5	0	5	2347.6772	2347.6792	-0.0021	0.03502
							Blend	2347.6773	-0.0001	
CO2-Xe-132	3	1	3	4	0	4	2347.7506	2347.7512	-0.0007	0.08535
CO2-Xe-129	3	1	3	4	0	4	2347.7506	2347.7496	0.0009	0.08357
CO2-Xe-131	3	1	3	4	0	4	2347.7506	2347.7507	-0.0002	0.06722
CO2-Xe-134	3	1	3	4	0	4	2347.7506	2347.7522	-0.0017	0.03305
CO2-Xe-136	3	1	3	4	0	4	2347.7506	2347.7532	-0.0027	0.02801
							Blend	2347.7510	-0.0004	
CO2-Xe-132	2	1	2	3	0	3	2347.8228	2347.8232	-0.0003	0.0684
CO2-Xe-129	2	1	2	3	0	3	2347.8228	2347.8220	0.0009	0.06703
CO2-Xe-131	2	1	2	3	0	3	2347.8228	2347.8228	0.0001	0.05388
CO2-Xe-134	2	1	2	3	0	3	2347.8228	2347.8239	-0.0011	0.02647
CO2-Xe-136	2	1	2	3	0	3	2347.8228	2347.8246	-0.0018	0.02242
							Blend	2347.8230	-0.0001	
CO2-Xe-132	1	1	1	2	0	2	2347.8934	2347.8937	-0.0002	0.03924
CO2-Xe-129	1	1	1	2	0	2	2347.8934	2347.8929	0.0005	0.03848
CO2-Xe-131	1	1	1	2	0	2	2347.8934	2347.8934	0.0000	0.03092
CO2-Xe-134	1	1	1	2	0	2	2347.8934	2347.8942	-0.0007	0.01518
CO2-Xe-136	1	1	1	2	0	2	2347.8934	2347.8946	-0.0012	0.01285
							Blend	2347.8935	-0.0001	
CO2-Xe-132	1	1	0	1	0	1	2348.0319	2348.0318	0.0001	0.12812
CO2-Xe-129	1	1	0	1	0	1	2348.0319	2348.0318	0.0001	0.12571
CO2-Xe-131	1	1	0	1	0	1	2348.0319	2348.0318	0.0001	0.10096
CO2-Xe-134	1	1	0	1	0	1	2348.0319	2348.0317	0.0001	0.04954
CO2-Xe-136	1	1	0	1	0	1	2348.0319	2348.0317	0.0001	0.04193
							Blend	2348.0318	0.0001	
CO2-Xe-132	2	1	1	2	0	2	2348.0348	2348.0348	0.0000	0.19296
CO2-Xe-129	2	1	1	2	0	2	2348.0348	2348.0349	-0.0001	0.18921
CO2-Xe-131	2	1	1	2	0	2	2348.0348	2348.0348	-0.0001	0.15203
CO2-Xe-134	2	1	1	2	0	2	2348.0348	2348.0348	0.0000	0.07464
CO2-Xe-136	2	1	1	2	0	2	2348.0348	2348.0347	0.0000	0.06319
							Blend	2348.0348	-0.0001	
CO2-Xe-132	3	1	2	3	0	3	2348.0395	2348.0394	0.0000	0.23205
CO2-Xe-129	3	1	2	3	0	3	2348.0395	2348.0395	-0.0001	0.22734
CO2-Xe-131	3	1	2	3	0	3	2348.0395	2348.0395	0.0000	0.18278
CO2-Xe-134	3	1	2	3	0	3	2348.0395	2348.0394	0.0001	0.08981

CO2-Xe-136	3	1	2	3	0	3	2348.0395	2348.0393	0.0002	0.07608
							Blend	2348.0394	0.0000	
CO2-Xe-132	4	1	3	4	0	4	2348.0457	2348.0457	0.0001	0.24362
CO2-Xe-129	4	1	3	4	0	4	2348.0457	2348.0458	-0.0001	0.2384
CO2-Xe-131	4	1	3	4	0	4	2348.0457	2348.0457	0.0000	0.19182
CO2-Xe-134	4	1	3	4	0	4	2348.0457	2348.0455	0.0002	0.09436
CO2-Xe-136	4	1	3	4	0	4	2348.0457	2348.0454	0.0003	0.07999
							Blend	2348.0457	0.0000	
CO2-Xe-132	5	1	4	5	0	5	2348.0536	2348.0535	0.0001	0.23113
CO2-Xe-129	5	1	4	5	0	5	2348.0536	2348.0538	-0.0002	0.22584
CO2-Xe-131	5	1	4	5	0	5	2348.0536	2348.0536	0.0000	0.18189
CO2-Xe-134	5	1	4	5	0	5	2348.0536	2348.0534	0.0002	0.08961
CO2-Xe-136	5	1	4	5	0	5	2348.0536	2348.0532	0.0004	0.07603
							Blend	2348.0536	0.0000	
CO2-Xe-132	6	1	5	6	0	6	2348.0632	2348.0632	0.0001	0.20156
CO2-Xe-129	6	1	5	6	0	6	2348.0632	2348.0635	-0.0003	0.19661
CO2-Xe-131	6	1	5	6	0	6	2348.0632	2348.0633	0.0000	0.15853
CO2-Xe-134	6	1	5	6	0	6	2348.0632	2348.0629	0.0003	0.07823
CO2-Xe-136	6	1	5	6	0	6	2348.0632	2348.0627	0.0005	0.06645
							Blend	2348.0632	0.0000	
CO2-Xe-132	7	1	6	7	0	7	2348.0747	2348.0746	0.0001	0.16314
CO2-Xe-129	7	1	6	7	0	7	2348.0747	2348.0751	-0.0004	0.15881
CO2-Xe-131	7	1	6	7	0	7	2348.0747	2348.0747	-0.0001	0.12823
CO2-Xe-134	7	1	6	7	0	7	2348.0747	2348.0743	0.0004	0.06341
CO2-Xe-136	7	1	6	7	0	7	2348.0747	2348.0739	0.0007	0.05393
							Blend	2348.0747	0.0000	
CO2-Xe-132	8	1	7	8	0	8	2348.0880	2348.0879	0.0001	0.1233
CO2-Xe-129	8	1	7	8	0	8	2348.0880	2348.0885	-0.0005	0.11975
CO2-Xe-131	8	1	7	8	0	8	2348.0880	2348.0881	-0.0001	0.09684
CO2-Xe-134	8	1	7	8	0	8	2348.0880	2348.0875	0.0006	0.04799
CO2-Xe-136	8	1	7	8	0	8	2348.0880	2348.0871	0.0010	0.04088
							Blend	2348.0880	0.0000	
CO2-Xe-132	1	1	1	0	0	0	2348.0963	2348.0962	0.0001	0.08967
CO2-Xe-129	1	1	1	0	0	0	2348.0963	2348.0966	-0.0003	0.088
CO2-Xe-131	1	1	1	0	0	0	2348.0963	2348.0964	0.0000	0.07067
CO2-Xe-134	1	1	1	0	0	0	2348.0963	2348.0960	0.0003	0.03467
CO2-Xe-136	1	1	1	0	0	0	2348.0963	2348.0958	0.0006	0.02933
							Blend	2348.0963	0.0000	
CO2-Xe-132	9	1	8	9	0	9	2348.1034	2348.1032	0.0002	0.08738
CO2-Xe-129	9	1	8	9	0	9	2348.1034	2348.1041	-0.0007	0.08463
CO2-Xe-131	9	1	8	9	0	9	2348.1034	2348.1035	-0.0001	0.06856
CO2-Xe-134	9	1	8	9	0	9	2348.1034	2348.1027	0.0007	0.03407
CO2-Xe-136	9	1	8	9	0	9	2348.1034	2348.1022	0.0012	0.02906
							Blend	2348.1034	0.0000	
CO2-Xe-132	10	1	9	10	0	10	2348.1209	2348.1207	0.0002	0.05822
CO2-Xe-129	10	1	9	10	0	10	2348.1209	2348.1217	-0.0008	0.05622
CO2-Xe-131	10	1	9	10	0	10	2348.1209	2348.1210	-0.0001	0.04564
CO2-Xe-134	10	1	9	10	0	10	2348.1209	2348.1200	0.0009	0.02274

CO2-Xe-136	10	1	9	10	0	10	2348.1209	2348.1194	0.0015	0.01944
							Blend	2348.1209	0.0001	
CO2-Xe-132	11	1	10	11	0	11	2348.1407	2348.1404	0.0003	0.03655
CO2-Xe-129	11	1	10	11	0	11	2348.1407	2348.1417	-0.0009	0.03518
CO2-Xe-131	11	1	10	11	0	11	2348.1407	2348.1408	-0.0001	0.02862
CO2-Xe-134	11	1	10	11	0	11	2348.1407	2348.1396	0.0012	0.01431
							Blend	2348.1408	-0.0001	
CO2-Xe-132	2	1	2	1	0	1	2348.1610	2348.1607	0.0003	0.12812
CO2-Xe-129	2	1	2	1	0	1	2348.1610	2348.1614	-0.0004	0.12571
CO2-Xe-131	2	1	2	1	0	1	2348.1610	2348.1609	0.0000	0.10096
CO2-Xe-134	2	1	2	1	0	1	2348.1610	2348.1603	0.0007	0.04954
CO2-Xe-136	2	1	2	1	0	1	2348.1610	2348.1598	0.0012	0.04193
							Blend	2348.1608	0.0002	
CO2-Xe-132	3	1	3	2	0	2	2348.2238	2348.2237	0.0002	0.15534
CO2-Xe-129	3	1	3	2	0	2	2348.2238	2348.2247	-0.0008	0.15233
CO2-Xe-131	3	1	3	2	0	2	2348.2238	2348.2240	-0.0001	0.12239
CO2-Xe-134	3	1	3	2	0	2	2348.2238	2348.2230	0.0009	0.06009
CO2-Xe-136	3	1	3	2	0	2	2348.2238	2348.2223	0.0015	0.05087
							Blend	2348.2238	0.0000	
CO2-Xe-132	4	1	4	3	0	3	2348.2853	2348.2851	0.0002	0.16855
CO2-Xe-129	4	1	4	3	0	3	2348.2853	2348.2864	-0.0012	0.16516
CO2-Xe-131	4	1	4	3	0	3	2348.2853	2348.2855	-0.0003	0.13276
CO2-Xe-134	4	1	4	3	0	3	2348.2853	2348.2842	0.0010	0.06523
CO2-Xe-136	4	1	4	3	0	3	2348.2853	2348.2834	0.0019	0.05525
							Blend	2348.2853	0.0000	
CO2-Xe-132	5	1	5	4	0	4	2348.3454	2348.3450	0.0004	0.16759
CO2-Xe-129	5	1	5	4	0	4	2348.3454	2348.3467	-0.0012	0.16406
CO2-Xe-131	5	1	5	4	0	4	2348.3454	2348.3456	-0.0001	0.13197
CO2-Xe-134	5	1	5	4	0	4	2348.3454	2348.3440	0.0015	0.0649
							Blend	2348.3455	-0.0001	
CO2-Xe-132	6	1	6	5	0	5	2348.4040	2348.4036	0.0005	0.15466
CO2-Xe-129	6	1	6	5	0	5	2348.4040	2348.4055	-0.0015	0.15121
CO2-Xe-131	6	1	6	5	0	5	2348.4040	2348.4042	-0.0002	0.12174
CO2-Xe-134	6	1	6	5	0	5	2348.4040	2348.4023	0.0017	0.05994
							Blend	2348.4042	-0.0001	
CO2-Xe-132	7	1	7	6	0	6	2348.4614	2348.4607	0.0006	0.13347
CO2-Xe-129	7	1	7	6	0	6	2348.4614	2348.4629	-0.0016	0.1303
CO2-Xe-131	7	1	7	6	0	6	2348.4614	2348.4614	-0.0001	0.10501
							Blend	2348.4617	-0.0004	
CO2-Xe-132	8	1	8	7	0	7	2348.5173	2348.5166	0.0007	0.10825
CO2-Xe-129	8	1	8	7	0	7	2348.5173	2348.5191	-0.0017	0.10549
CO2-Xe-131	8	1	8	7	0	7	2348.5173	2348.5174	-0.0001	0.08511
CO2-Xe-134	8	1	8	7	0	7	2348.5173	2348.5150	0.0023	0.04204
							Blend	2348.5174	0.0000	
CO2-Xe-132	9	1	9	8	0	8	2348.5719	2348.5713	0.0006	0.08277
CO2-Xe-131	9	1	9	8	0	8	2348.5719	2348.5722	-0.0003	0.06504
							Blend	2348.5717	0.0002	
CO2-Xe-132	10	1	10	9	0	9	2348.6255	2348.6249	0.0007	0.05981

CO2-Xe-131	10	1	10	9	0	9	2348.6255	2348.6259	-0.0003	0.04696
							Blend	2348.6253	0.0002	
CO2-Xe-134	13	1	13	12	0	12	2348.7761	2348.7780	-0.0019	0.00639
CO2-Xe-136	13	1	13	12	0	12	2348.7761	2348.7757	0.0004	0.00548
CO2-Xe-129	9	3	6	10	2	9	2348.7761	2348.7757	0.0003	0.00294
							Blend	2348.7767	-0.0006	
CO2-Xe-132	13	1	13	12	0	12	2348.7812	2348.7804	0.0009	0.01633
CO2-Xe-131	13	1	13	12	0	12	2348.7812	2348.7816	-0.0003	0.01279
							Blend	2348.7809	0.0003	
CO2-Xe-129	13	1	13	12	0	12	2348.7836	2348.7840	-0.0004	
CO2-Xe-132	5	3	3	5	2	4	2349.4531	2349.4535	-0.0004	0.03387
CO2-Xe-132	5	3	2	5	2	3	2349.4531	2349.4528	0.0003	0.03386
CO2-Xe-129	5	3	3	5	2	4	2349.4531	2349.4528	0.0003	0.03312
CO2-Xe-129	5	3	2	5	2	3	2349.4531	2349.4521	0.0010	0.03312
CO2-Xe-132	6	3	4	6	2	5	2349.4531	2349.4535	-0.0004	0.03211
CO2-Xe-132	6	3	3	6	2	4	2349.4531	2349.4522	0.0009	0.0321
CO2-Xe-129	6	3	4	6	2	5	2349.4531	2349.4528	0.0003	0.03136
CO2-Xe-129	6	3	3	6	2	4	2349.4531	2349.4514	0.0017	0.03134
CO2-Xe-132	4	3	2	4	2	3	2349.4531	2349.4536	-0.0004	0.03085
CO2-Xe-132	4	3	1	4	2	2	2349.4531	2349.4533	-0.0002	0.03085
							Blend	2349.4528	0.0003	
CO2-Xe-132	3	3	0	2	2	1	2349.6561	2349.6561	0.0000	0.06827
CO2-Xe-132	3	3	1	2	2	0	2349.6561	2349.6561	0.0000	0.06827
CO2-Xe-129	3	3	0	2	2	1	2349.6561	2349.6565	-0.0004	0.06698
CO2-Xe-129	3	3	1	2	2	0	2349.6561	2349.6565	-0.0003	0.06698
CO2-Xe-131	3	3	0	2	2	1	2349.6561	2349.6563	-0.0001	0.0538
CO2-Xe-131	3	3	1	2	2	0	2349.6561	2349.6562	-0.0001	0.0538
CO2-Xe-134	3	3	0	2	2	1	2349.6561	2349.6559	0.0003	0.0264
CO2-Xe-134	3	3	1	2	2	0	2349.6561	2349.6559	0.0003	0.0264
CO2-Xe-136	3	3	0	2	2	1	2349.6561	2349.6556	0.0005	0.02234
CO2-Xe-136	3	3	1	2	2	0	2349.6561	2349.6556	0.0005	0.02234
							Blend	2349.6562	0.0000	
CO2-Xe-132	4	3	1	3	2	2	2349.7236	2349.7235	0.0001	0.06183
CO2-Xe-132	4	3	2	3	2	1	2349.7236	2349.7234	0.0001	0.06183
CO2-Xe-129	4	3	1	3	2	2	2349.7236	2349.7243	-0.0007	0.06061
CO2-Xe-129	4	3	2	3	2	1	2349.7236	2349.7242	-0.0006	0.06061
CO2-Xe-131	4	3	1	3	2	2	2349.7236	2349.7238	-0.0002	0.04871
CO2-Xe-131	4	3	2	3	2	1	2349.7236	2349.7237	-0.0001	0.04871
CO2-Xe-134	4	3	1	3	2	2	2349.7236	2349.7230	0.0005	0.02392
CO2-Xe-134	4	3	2	3	2	1	2349.7236	2349.7230	0.0006	0.02392
CO2-Xe-136	4	3	1	3	2	2	2349.7236	2349.7226	0.0010	0.02026
CO2-Xe-136	4	3	2	3	2	1	2349.7236	2349.7225	0.0011	0.02026
							Blend	2349.7236	0.0000	
CO2-Xe-132	5	3	2	4	2	3	2349.7911	2349.7909	0.0002	0.05417
CO2-Xe-132	5	3	3	4	2	2	2349.7911	2349.7907	0.0005	0.05417
CO2-Xe-129	5	3	2	4	2	3	2349.7911	2349.7921	-0.0009	0.05305

CO2-Xe-129	5	3	3	4	2	2	2349.7911	2349.7918	-0.0006	0.05304
CO2-Xe-131	5	3	2	4	2	3	2349.7911	2349.7913	-0.0002	0.04266
CO2-Xe-131	5	3	3	4	2	2	2349.7911	2349.7910	0.0001	0.04266
CO2-Xe-134	5	3	2	4	2	3	2349.7911	2349.7902	0.0009	0.02097
CO2-Xe-134	5	3	3	4	2	2	2349.7911	2349.7899	0.0012	0.02097
CO2-Xe-136	5	3	2	4	2	3	2349.7911	2349.7895	0.0016	0.01777
CO2-Xe-136	5	3	3	4	2	2	2349.7911	2349.7892	0.0019	0.01777
							Blend	2349.7910	0.0002	
CO2-Xe-132	6	3	3	5	2	4	2349.8584	2349.8584	0.0001	0.0454
CO2-Xe-132	6	3	4	5	2	3	2349.8584	2349.8577	0.0007	0.04539
CO2-Xe-129	6	3	3	5	2	4	2349.8584	2349.8599	-0.0014	0.04439
CO2-Xe-129	6	3	4	5	2	3	2349.8584	2349.8592	-0.0008	0.04438
CO2-Xe-131	6	3	3	5	2	4	2349.8584	2349.8589	-0.0004	0.03573
CO2-Xe-131	6	3	4	5	2	3	2349.8584	2349.8582	0.0002	0.03573
CO2-Xe-134	6	3	3	5	2	4	2349.8584	2349.8574	0.0010	0.01759
CO2-Xe-134	6	3	4	5	2	3	2349.8584	2349.8567	0.0017	0.01759
CO2-Xe-136	6	3	3	5	2	4	2349.8584	2349.8565	0.0020	0.01492
							Blend	2349.8584	0.0000	

Table A-4. Observed and fitted combination band transitions of CO₂-Xe (cm⁻¹).

Int = calculated relative intensity, used to weight the blended lines.

Transitions with $Ka' = 0$ and 2 belong to the bend combination band.

Transitions with $Ka' = 1$ belong to the stretch combination band.

Isotope	J'	Ka'	Kc'	J''	Ka''	Kc''	Observed	Calculated	Obs - Calc	Int
CO2-Xe-132	10	2	9	11	2	10	2377.3332	2377.3325	0.0007	
CO2-Xe-131	10	2	9	11	2	10	2377.3395	2377.3393	0.0002	
CO2-Xe-129	10	2	9	11	2	10	2377.3503	2377.3507	-0.0003	
CO2-Xe-132	10	0	10	11	0	11	2377.3806	2377.3810	-0.0004	0.05252
CO2-Xe-129	10	0	10	11	0	11	2377.3806	2377.3798	0.0008	0.05083
CO2-Xe-131	10	0	10	11	0	11	2377.3806	2377.3806	0.0000	0.04120
CO2-Xe-134	10	0	10	11	0	11	2377.3806	2377.3816	-0.0010	0.02048
CO2-Xe-136	10	0	10	11	0	11	2377.3806	2377.3821	-0.0015	0.01749
							Blend	2377.3808	-0.0002	
CO2-Xe-131	9	1	9	10	2	8	2377.3910	2377.3917	-0.0007	
CO2-Xe-129	9	2	7	10	2	8	2377.4121	2377.4117	0.0005	
CO2-Xe-132	9	2	8	10	2	9	2377.4309	2377.4308	0.0001	
CO2-Xe-131	9	2	8	10	2	9	2377.4376	2377.4377	-0.0001	
CO2-Xe-129	9	2	8	10	2	9	2377.4486	2377.4491	-0.0004	
CO2-Xe-132	9	0	9	10	0	10	2377.4704	2377.4706	-0.0002	0.07784
CO2-Xe-129	9	0	9	10	0	10	2377.4704	2377.4696	0.0008	0.07550
CO2-Xe-131	9	0	9	10	0	10	2377.4704	2377.4703	0.0001	0.06111
CO2-Xe-134	9	0	9	10	0	10	2377.4704	2377.4712	-0.0008	0.03032
CO2-Xe-136	9	0	9	10	0	10	2377.4704	2377.4716	-0.0012	0.02585
							Blend	2377.4704	0.0000	
CO2-Xe-132	8	1	8	9	2	7	2377.4876	2377.4878	-0.0002	
CO2-Xe-131	8	2	6	9	2	7	2377.4988	2377.4990	-0.0002	
CO2-Xe-129	8	2	6	9	2	7	2377.5181	2377.5177	0.0004	
CO2-Xe-132	8	2	7	9	2	8	2377.5272	2377.5273	-0.0001	

CO2-Xe-131	8	2	7	9	2	8	2377.5342	2377.5343	-0.0001	
CO2-Xe-129	8	2	7	9	2	8	2377.5450	2377.5455	-0.0005	
CO2-Xe-132	8	0	8	9	0	9	2377.5578	2377.5580	-0.0002	0.10926
CO2-Xe-129	8	0	8	9	0	9	2377.5578	2377.5571	0.0007	0.10619
CO2-Xe-131	8	0	8	9	0	9	2377.5578	2377.5577	0.0001	0.08584
CO2-Xe-134	8	0	8	9	0	9	2377.5578	2377.5584	-0.0006	0.04250
CO2-Xe-136	8	0	8	9	0	9	2377.5578	2377.5587	-0.0010	0.03619
							Blend	2377.5578	0.0000	
CO2-Xe-132	7	1	7	8	2	6	2377.5923	2377.5925	-0.0002	
CO2-Xe-131	7	2	5	8	2	6	2377.6036	2377.6031	0.0005	0.02308
CO2-Xe-134	7	2	6	8	2	7	2377.6036	2377.6049	-0.0014	0.01162
							Blend	2377.6037	-0.0001	
CO2-Xe-132	7	2	6	8	2	7	2377.6215	2377.6222	-0.0007	0.03517
CO2-Xe-129	7	2	5	8	2	6	2377.6215	2377.6203	0.0012	0.03376
							Blend	2377.6213	0.0002	
CO2-Xe-131	7	2	6	8	2	7	2377.6289	2377.6291	-0.0002	0.02948
CO2-Xe-134	9	2	7	10	2	8	2377.6289	2377.6279	0.0010	0.00737
							Blend	2377.6289	0.0000	
CO2-Xe-132	7	0	7	8	0	8	2377.6428	2377.6430	-0.0002	0.14489
CO2-Xe-129	7	0	7	8	0	8	2377.6428	2377.6424	0.0004	0.14109
CO2-Xe-131	7	0	7	8	0	8	2377.6428	2377.6428	0.0000	0.11390
CO2-Xe-134	7	0	7	8	0	8	2377.6428	2377.6433	-0.0005	0.05630
CO2-Xe-136	7	0	7	8	0	8	2377.6428	2377.6436	-0.0008	0.04787
							Blend	2377.6429	-0.0001	
CO2-Xe-132	6	2	4	7	2	5	2377.6941	2377.6941	0.0000	0.03466
CO2-Xe-136	8	2	6	9	2	7	2377.6941	2377.6920	0.0021	0.00954
							Blend	2377.6937	0.0005	
CO2-Xe-134	6	2	5	7	2	6	2377.6979	2377.6979	0.0000	
CO2-Xe-131	6	2	4	7	2	5	2377.7038	2377.7040	-0.0002	
CO2-Xe-132	6	2	5	7	2	6	2377.7152	2377.7154	-0.0002	
CO2-Xe-132	6	0	6	7	0	7	2377.7257	2377.7259	-0.0002	0.18092
CO2-Xe-129	6	0	6	7	0	7	2377.7257	2377.7255	0.0002	0.17647
CO2-Xe-131	6	0	6	7	0	7	2377.7257	2377.7258	-0.0001	0.14230
CO2-Xe-134	6	0	6	7	0	7	2377.7257	2377.7260	-0.0004	0.07022
CO2-Xe-136	6	0	6	7	0	7	2377.7257	2377.7261	-0.0005	0.05965
							Blend	2377.7258	-0.0001	
CO2-Xe-129	6	2	5	7	2	6	2377.7324	2377.7326	-0.0002	
CO2-Xe-131	8	1	8	9	2	7	2377.7385	2377.7384	0.0001	

CO2-Xe-132	5	2	3	6	2	4	2377.7929	2377.7927	0.0002	
CO2-Xe-132	5	0	5	6	0	6	2377.8063	2377.8065	-0.0002	0.21168
CO2-Xe-129	5	0	5	6	0	6	2377.8063	2377.8064	-0.0001	0.20678
CO2-Xe-131	5	0	5	6	0	6	2377.8063	2377.8065	-0.0002	0.16657
CO2-Xe-134	5	0	5	6	0	6	2377.8063	2377.8065	-0.0002	0.08208
CO2-Xe-136	5	0	5	6	0	6	2377.8063	2377.8065	-0.0001	0.06966
							Blend	2377.8065	-0.0001	
CO2-Xe-129	5	2	3	6	2	4	2377.8145	2377.8150	-0.0005	0.05449
CO2-Xe-131	5	2	4	6	2	5	2377.8145	2377.8134	0.0011	0.04313
							Blend	2377.8143	0.0002	
CO2-Xe-129	5	2	4	6	2	5	2377.8229	2377.8229	0.0000	
CO2-Xe-134	4	1	4	5	2	3	2377.8662	2377.8662	0.0000	0.01307
CO2-Xe-136	6	2	5	7	2	6	2377.8662	2377.8654	0.0008	0.01204
							Blend	2377.8658	0.0004	
CO2-Xe-132	6	1	6	7	2	5	2377.8786	2377.8787	-0.0001	0.03010
CO2-Xe-134	4	2	3	5	2	4	2377.8786	2377.8796	-0.0010	0.01622
							Blend	2377.8790	-0.0004	
CO2-Xe-132	4	0	4	5	0	5	2377.8849	2377.8850	-0.0001	0.23032
CO2-Xe-129	4	0	4	5	0	5	2377.8849	2377.8852	-0.0003	0.22527
CO2-Xe-131	4	0	4	5	0	5	2377.8849	2377.8850	-0.0002	0.18131
CO2-Xe-134	4	0	4	5	0	5	2377.8849	2377.8848	0.0001	0.08923
CO2-Xe-136	4	0	4	5	0	5	2377.8849	2377.8846	0.0003	0.07567
							Blend	2377.8850	-0.0001	
CO2-Xe-132	4	2	3	5	2	4	2377.8964	2377.8968	-0.0005	0.05421
CO2-Xe-131	4	2	2	5	2	3	2377.8964	2377.8961	0.0003	0.04227
							Blend	2377.8965	-0.0001	
CO2-Xe-131	4	2	3	5	2	4	2377.9029	2377.9028	0.0001	
CO2-Xe-129	4	2	2	5	2	3	2377.9071	2377.9068	0.0003	
CO2-Xe-129	4	2	3	5	2	4	2377.9111	2377.9110	0.0000	
CO2-Xe-132	5	1	5	6	2	4	2377.9497	2377.9499	-0.0002	0.03082
CO2-Xe-134	5	1	4	6	2	5	2377.9497	2377.9492	0.0005	0.01259
							Blend	2377.9497	0.0000	
CO2-Xe-132	3	0	3	4	0	4	2377.9612	2377.9613	-0.0001	0.23011
CO2-Xe-129	3	0	3	4	0	4	2377.9612	2377.9618	-0.0006	0.22532
CO2-Xe-131	3	0	3	4	0	4	2377.9612	2377.9614	-0.0003	0.18121
CO2-Xe-134	3	0	3	4	0	4	2377.9612	2377.9609	0.0003	0.08909
CO2-Xe-136	3	0	3	4	0	4	2377.9612	2377.9605	0.0007	0.07549
							Blend	2377.9613	-0.0001	
CO2-Xe-132	3	2	1	4	2	2	2377.9805	2377.9808	-0.0003	

CO2-Xe-131	3	2	2	4	2	3	2377.9898	2377.9901	-0.0003	
CO2-Xe-129	3	2	1	4	2	2	2377.9956	2377.9947	0.0009	0.05814
CO2-Xe-129	3	2	2	4	2	3	2377.9956	2377.9964	-0.0008	0.05939
							Blend	2377.9956	0.0000	
CO2-Xe-132	4	1	4	5	2	3	2378.0184	2378.0181	0.0003	
CO2-Xe-132	2	0	2	3	0	3	2378.0356	2378.0354	0.0002	0.20615
CO2-Xe-129	2	0	2	3	0	3	2378.0356	2378.0362	-0.0006	0.20204
CO2-Xe-134	2	0	2	3	0	3	2378.0356	2378.0348	0.0008	0.07977
CO2-Xe-136	2	0	2	3	0	3	2378.0356	2378.0342	0.0014	0.06756
CO2-Xe-131	2	0	2	3	0	3	2378.0356	2378.0357	-0.0001	0.16239
							Blend	2378.0355	0.0001	
CO2-Xe-132	2	2	1	3	2	2	2378.0707	2378.0716	-0.0009	0.03757
CO2-Xe-132	2	2	0	3	2	1	2378.0707	2378.0701	0.0005	0.03631
							Blend	2378.0709	-0.0002	
CO2-Xe-131	2	2	0	3	2	1	2378.0742	2378.0740	0.0002	0.03110
CO2-Xe-131	2	2	1	3	2	2	2378.0742	2378.0749	-0.0007	0.03163
							Blend	2378.0744	-0.0002	
CO2-Xe-129	2	2	1	3	2	2	2378.0787	2378.0787	0.0000	0.04154
CO2-Xe-129	2	2	0	3	2	1	2378.0787	2378.0783	0.0004	0.04130
							Blend	2378.0785	0.0002	
CO2-Xe-129	1	0	1	2	0	2	2378.1077	2378.1085	-0.0008	0.15399
CO2-Xe-131	1	0	1	2	0	2	2378.1077	2378.1077	0.0000	0.12372
CO2-Xe-134	1	0	1	2	0	2	2378.1077	2378.1065	0.0012	0.06073
CO2-Xe-132	1	0	1	2	0	2	2378.1077	2378.1073	0.0004	0.15702
							Blend	2378.1077	0.0000	
CO2-Xe-132	6	2	4	6	2	5	2378.1674	2378.1687	-0.0014	0.00904
CO2-Xe-129	7	2	5	7	2	6	2378.1674	2378.1669	0.0005	0.00685
CO2-Xe-131	7	2	6	7	2	5	2378.1674	2378.1672	0.0001	0.00595
CO2-Xe-131	2	1	2	3	2	1	2378.1674	2378.1671	0.0003	0.00402
							Blend	2378.1676	-0.0003	
CO2-Xe-132	0	0	0	1	0	1	2378.1776	2378.1770	0.0006	0.08579
CO2-Xe-129	0	0	0	1	0	1	2378.1776	2378.1786	-0.0010	0.08418
CO2-Xe-131	0	0	0	1	0	1	2378.1776	2378.1776	0.0000	0.06761
CO2-Xe-134	0	0	0	1	0	1	2378.1776	2378.1760	0.0016	0.03317
							Blend	2378.1775	0.0001	
CO2-Xe-132	4	2	2	4	2	3	2378.2260	2378.2263	-0.0003	
CO2-Xe-129	5	2	4	5	2	3	2378.2294	2378.2294	0.0000	
CO2-Xe-132	4	2	3	4	2	2	2378.2343	2378.2340	0.0003	0.02896
CO2-Xe-131	4	2	2	4	2	3	2378.2343	2378.2348	-0.0004	0.02256
							Blend	2378.2343	0.0000	

CO2-Xe-131	4	2	3	4	2	2	2378.2405	2378.2405	0.0000	
CO2-Xe-129	4	2	2	4	2	3	2378.2471	2378.2468	0.0003	
CO2-Xe-132	3	2	1	3	2	2	2378.2506	2378.2510	-0.0004	0.04399
CO2-Xe-129	4	2	3	4	2	2	2378.2506	2378.2500	0.0006	0.03392
							Blend	2378.2506	0.0000	
CO2-Xe-132	3	2	2	3	2	1	2378.2549	2378.2550	-0.0001	
CO2-Xe-129	3	2	1	3	2	2	2378.2674	2378.2665	0.0009	0.05398
CO2-Xe-129	3	2	2	3	2	1	2378.2674	2378.2678	-0.0005	0.05516
							Blend	2378.2672	0.0002	
CO2-Xe-132	2	2	1	2	2	0	2378.2732	2378.2741	-0.0008	0.08578
CO2-Xe-132	2	2	0	2	2	1	2378.2732	2378.2727	0.0005	0.08289
							Blend	2378.2734	-0.0002	
CO2-Xe-131	2	2	1	2	2	0	2378.2772	2378.2777	-0.0005	0.07223
CO2-Xe-131	2	2	0	2	2	1	2378.2772	2378.2769	0.0003	0.07100
							Blend	2378.2774	-0.0001	
CO2-Xe-129	2	2	0	2	2	1	2378.2823	2378.2820	0.0003	0.09437
CO2-Xe-129	2	2	1	2	2	0	2378.2823	2378.2823	0.0000	0.09491
							Blend	2378.2822	0.0001	
CO2-Xe-136	2	2	1	2	2	0	2378.2971	2378.2999	-0.0028	0.02558
CO2-Xe-136	2	2	0	2	2	1	2378.2971	2378.2982	-0.0011	0.02685
							Blend	2378.2990	-0.0020	
CO2-Xe-131	1	0	1	0	0	0	2378.3102	2378.3106	-0.0004	0.07064
CO2-Xe-132	1	0	1	0	0	0	2378.3102	2378.3099	0.0003	0.08963
							Blend	2378.3102	0.0000	
CO2-Xe-132	2	1	2	2	2	1	2378.3497	2378.3487	0.0010	
CO2-Xe-132	4	1	4	4	2	3	2378.3561	2378.3561	0.0000	0.01478
CO2-Xe-132	5	1	5	5	2	4	2378.3561	2378.3560	0.0001	0.01112
CO2-Xe-132	2	1	1	2	2	0	2378.3561	2378.3558	0.0003	0.01576
							Blend	2378.3560	0.0001	
CO2-Xe-132	2	0	2	1	0	1	2378.3734	2378.3729	0.0005	0.17139
CO2-Xe-131	2	0	2	1	0	1	2378.3734	2378.3738	-0.0004	0.13507
							Blend	2378.3733	0.0001	
CO2-Xe-129	2	0	2	1	0	1	2378.3756	2378.3756	0.0000	
CO2-Xe-130	4	4	0	4	4	1	2378.4176	2378.4177	-0.0001	0.00143
CO2-Xe-130	4	4	1	4	4	0	2378.4176	2378.4177	-0.0001	0.00143
CO2-Xe-132	4	4	0	4	4	1	2378.4176	2378.4164	0.0012	0.00939
CO2-Xe-132	4	4	1	4	4	0	2378.4176	2378.4164	0.0012	0.00939
CO2-Xe-131	4	4	0	4	4	1	2378.4176	2378.4171	0.0005	0.00740
CO2-Xe-131	4	4	1	4	4	0	2378.4176	2378.4171	0.0005	0.00740
CO2-Xe-129	4	4	0	4	4	1	2378.4176	2378.4184	-0.0008	0.00921

CO2-Xe-129	4	4	1	4	4	0	2378.4176	2378.4184	-0.0008	0.00921
							Blend	2378.4173	0.0003	
CO2-Xe-132	3	0	3	2	0	2	2378.4341	2378.4337	0.0004	0.23508
CO2-Xe-131	3	0	3	2	0	2	2378.4341	2378.4347	-0.0006	0.18523
							Blend	2378.4341	-0.0001	
CO2-Xe-129	3	0	3	2	0	2	2378.4370	2378.4368	0.0002	
CO2-Xe-132	3	2	1	2	2	0	2378.4536	2378.4535	0.0001	
CO2-Xe-132	3	2	2	2	2	1	2378.4574	2378.4576	-0.0002	
CO2-Xe-131	3	2	1	2	2	0	2378.4607	2378.4606	0.0001	
CO2-Xe-131	3	2	2	2	2	1	2378.4632	2378.4634	-0.0003	
CO2-Xe-129	3	2	2	2	2	1	2378.4712	2378.4716	-0.0003	0.04502
CO2-Xe-129	3	2	1	2	2	0	2378.4712	2378.4701	0.0011	0.04407
CO2-Xe-134	4	1	4	3	2	1	2378.4712	2378.4720	-0.0008	0.01385
							Blend	2378.4710	0.0002	
CO2-Xe-132	4	0	4	3	0	3	2378.4925	2378.4921	0.0004	0.27409
CO2-Xe-131	4	0	4	3	0	3	2378.4925	2378.4933	-0.0008	0.21593
							Blend	2378.4926	-0.0001	
CO2-Xe-129	4	0	4	3	0	3	2378.4959	2378.4956	0.0003	
CO2-Xe-131	4	2	2	3	2	1	2378.5045	2378.5051	-0.0007	0.04493
CO2-Xe-132	4	2	3	3	2	2	2378.5045	2378.5043	0.0002	0.05762
							Blend	2378.5046	-0.0002	
CO2-Xe-134	5	1	5	4	2	2	2378.5112	2378.5099	0.0013	0.01548
CO2-Xe-131	4	2	3	3	2	2	2378.5112	2378.5113	-0.0001	0.04927
							Blend	2378.5110	0.0003	
CO2-Xe-129	4	2	2	3	2	1	2378.5184	2378.5182	0.0002	
CO2-Xe-129	4	2	3	3	2	2	2378.5220	2378.5218	0.0002	
CO2-Xe-132	5	2	3	4	2	2	2378.5360	2378.5360	-0.0001	
CO2-Xe-136	5	0	5	4	0	4	2378.5428	2378.5429	-0.0001	
CO2-Xe-132	5	0	5	4	0	4	2378.5486	2378.5482	0.0005	0.28656
CO2-Xe-131	5	0	5	4	0	4	2378.5486	2378.5495	-0.0009	0.22569
							Blend	2378.5487	-0.0001	
CO2-Xe-129	5	0	5	4	0	4	2378.5522	2378.5521	0.0001	
CO2-Xe-132	3	1	3	2	2	0	2378.5568	2378.5561	0.0007	0.01488

CO2-Xe-131	5	2	4	4	2	3	2378.5568	2378.5570	-0.0002	0.05525
							Blend	2378.5568	0.0000	
CO2-Xe-129	5	2	3	4	2	2	2378.5629	2378.5624	0.0005	
CO2-Xe-129	5	2	4	4	2	3	2378.5695	2378.5693	0.0001	
CO2-Xe-134	6	2	5	5	2	4	2378.5729	2378.5719	0.0010	0.02071
CO2-Xe-132	6	2	4	5	2	3	2378.5729	2378.5729	0.0000	0.05094
							Blend	2378.5726	0.0003	
CO2-Xe-131	6	2	4	5	2	3	2378.5845	2378.5844	0.0001	
CO2-Xe-132	6	2	5	5	2	4	2378.5925	2378.5925	0.0000	
CO2-Xe-136	6	0	6	5	0	5	2378.5957	2378.5959	-0.0003	
CO2-Xe-131	6	0	6	5	0	5	2378.6024	2378.6033	-0.0008	0.21657
CO2-Xe-132	6	0	6	5	0	5	2378.6024	2378.6018	0.0007	0.27506
							Blend	2378.6024	0.0000	
CO2-Xe-129	6	0	6	5	0	5	2378.6064	2378.6062	0.0001	
CO2-Xe-129	6	2	5	5	2	4	2378.6141	2378.6145	-0.0004	
CO2-Xe-131	7	2	5	6	2	4	2378.6195	2378.6194	0.0001	
CO2-Xe-132	4	1	4	3	2	1	2378.6265	2378.6260	0.0004	
CO2-Xe-132	7	2	6	6	2	5	2378.6340	2378.6340	0.0000	
CO2-Xe-129	7	2	5	6	2	4	2378.6419	2378.6404	0.0015	0.05655
CO2-Xe-131	7	2	6	6	2	5	2378.6419	2378.6427	-0.0009	0.04884
							Blend	2378.6415	0.0004	
CO2-Xe-136	5	2	3	4	2	2	2378.6465	2378.6463	0.0002	0.02167
CO2-Xe-136	7	0	7	6	0	6	2378.6465	2378.6464	0.0000	0.08075
CO2-Xe-132	4	1	3	3	2	2	2378.6465	2378.6463	0.0002	0.02246
							Blend	2378.6464	0.0001	
CO2-Xe-134	7	0	7	6	0	6	2378.6500	2378.6497	0.0003	
CO2-Xe-131	7	0	7	6	0	6	2378.6536	2378.6546	-0.0010	0.19322
CO2-Xe-132	7	0	7	6	0	6	2378.6536	2378.6529	0.0006	0.24550
							Blend	2378.6536	-0.0001	
CO2-Xe-129	7	0	7	6	0	6	2378.6577	2378.6578	-0.0001	0.23992
CO2-Xe-129	7	2	6	6	2	5	2378.6577	2378.6574	0.0002	0.06689
							Blend	2378.6577	-0.0001	
CO2-Xe-129	8	2	6	7	2	5	2378.6742	2378.6744	-0.0002	0.04450

CO2-Xe-132	8	2	7	7	2	6	2378.6742	2378.6738	0.0005	0.04942
							Blend	2378.6740	0.0002	
CO2-Xe-131	8	2	7	7	2	6	2378.6825	2378.6828	-0.0003	0.04104
CO2-Xe-129	4	1	4	3	2	1	2378.6825	2378.6835	-0.0011	0.01389
							Blend	2378.6830	-0.0005	
CO2-Xe-136	8	0	8	7	0	7	2378.6944	2378.6944	0.0000	0.06767
CO2-Xe-132	5	1	5	4	2	2	2378.6944	2378.6932	0.0012	0.03915
							Blend	2378.6939	0.0004	
CO2-Xe-134	8	0	8	7	0	7	2378.6980	2378.6979	0.0000	0.07970
CO2-Xe-129	8	2	7	7	2	6	2378.6980	2378.6983	-0.0003	0.05584
							Blend	2378.6981	-0.0001	
CO2-Xe-132	8	0	8	7	0	7	2378.7023	2378.7015	0.0008	0.20528
CO2-Xe-131	8	0	8	7	0	7	2378.7023	2378.7033	-0.0010	0.16149
							Blend	2378.7023	0.0000	
CO2-Xe-129	8	0	8	7	0	7	2378.7066	2378.7069	-0.0003	
CO2-Xe-132	9	2	8	8	2	7	2378.7117	2378.7117	0.0000	
CO2-Xe-131	9	2	8	8	2	7	2378.7215	2378.7209	0.0006	0.03254
CO2-Xe-132	5	1	4	4	2	3	2378.7215	2378.7224	-0.0009	0.02889
							Blend	2378.7216	-0.0001	
CO2-Xe-134	9	0	9	8	0	8	2378.7439	2378.7436	0.0003	
CO2-Xe-132	9	0	9	8	0	8	2378.7483	2378.7475	0.0008	0.16177
CO2-Xe-131	9	0	9	8	0	8	2378.7483	2378.7495	-0.0012	0.12719
							Blend	2378.7484	-0.0001	
CO2-Xe-129	9	0	9	8	0	8	2378.7531	2378.7534	-0.0003	
CO2-Xe-132	6	1	6	5	2	3	2378.7569	2378.7575	-0.0006	0.04456
CO2-Xe-131	10	2	9	9	2	8	2378.7569	2378.7572	-0.0002	0.02425
CO2-Xe-129	11	1	11	10	2	8	2378.7569	2378.7570	-0.0001	0.01501
							Blend	2378.7573	-0.0004	
CO2-Xe-129	10	2	9	9	2	8	2378.7737	2378.7738	-0.0001	0.03324
CO2-Xe-131	6	1	6	5	2	3	2378.7737	2378.7727	0.0009	0.02975
CO2-Xe-136	7	2	5	6	2	4	2378.7737	2378.7745	-0.0009	0.02014
							Blend	2378.7736	0.0001	
CO2-Xe-136	10	0	10	9	0	9	2378.7834	2378.7821	0.0013	
CO2-Xe-132	10	0	10	9	0	9	2378.7917	2378.7908	0.0009	0.12033
CO2-Xe-131	10	0	10	9	0	9	2378.7917	2378.7929	-0.0012	0.09456
							Blend	2378.7917	0.0000	
CO2-Xe-129	10	0	10	9	0	9	2378.7968	2378.7972	-0.0005	

CO2-Xe-129	11	0	11	10	0	10	2378.8381	2378.8383	-0.0002	
CO2-Xe-132	12	0	12	11	0	11	2378.8710	2378.8689	0.0021	0.05667
CO2-Xe-131	12	0	12	11	0	11	2378.8710	2378.8714	-0.0005	0.04448
CO2-Xe-132	7	1	6	6	2	5	2378.8710	2378.8712	-0.0003	0.02897
							Blend	2378.8703	0.0007	
CO2-Xe-129	12	0	12	11	0	11	2378.8759	2378.8766	-0.0007	0.05491
CO2-Xe-132	8	2	6	7	2	5	2378.8759	2378.8771	-0.0013	0.03943
							Blend	2378.8768	-0.0009	

Table A-5. Observed and fitted (01¹1) ← (01¹0) hot band transitions of CO₂-Xe (cm⁻¹).

Int = calculated relative intensity, used to weight the blended lines.

Transitions with $Ka'' = 0$ and 2 belong to the in-plane band.

Transitions with $Ka'' = 1$ and 3 belong to the out-of-plane band.

J'	Ka'	Kc'	J''	Ka''	Kc''	Observed	Calculated	Obs - Calc	Int
3	2	1	4	3	2	2333.1193	2333.1195	-0.0002	0.00010
3	2	2	4	3	1	2333.1193	2333.1192	0.0000	0.00010
						Blend	2333.1193	-0.0001	
2	2	0	3	3	1	2333.1453	2333.1453	0.0000	0.00015
2	2	1	3	3	0	2333.1453	2333.1452	0.0001	0.00015
						Blend	2333.1453	0.0001	
6	1	5	7	2	6	2333.6121	2333.6121	0.0000	
5	1	5	6	2	4	2333.6641	2333.6638	0.0003	
5	1	4	6	2	5	2333.6712	2333.6712	0.0000	
4	1	4	5	2	3	2333.7270	2333.7269	0.0001	
4	1	3	5	2	4	2333.7315	2333.7313	0.0003	
3	1	3	4	2	2	2333.7910	2333.7899	0.0010	0.00179
3	1	2	4	2	3	2333.7910	2333.7922	-0.0012	0.00180
						Blend	2333.7911	-0.0001	
2	1	1	3	2	2	2333.8535	2333.8540	-0.0005	0.00187
2	1	2	3	2	1	2333.8535	2333.8531	0.0005	0.00186
						Blend	2333.8535	0.0000	
1	1	1	2	2	0	2333.9165	2333.9165	0.0000	0.00193
1	1	0	2	2	1	2333.9165	2333.9168	-0.0003	0.00193
						Blend	2333.9166	-0.0002	
4	1	3	4	2	2	2334.0548	2334.0546	0.0003	0.00175
5	1	5	5	2	4	2334.0548	2334.0557	-0.0009	0.00171
						Blend	2334.0551	-0.0003	
5	1	4	5	2	3	2334.0589	2334.0588	0.0001	0.00176
6	1	6	6	2	5	2334.0589	2334.0593	-0.0004	0.00155
						Blend	2334.0591	-0.0001	
6	1	5	6	2	4	2334.0634	2334.0636	-0.0002	0.00160
7	1	7	7	2	6	2334.0634	2334.0632	0.0002	0.00130
						Blend	2334.0634	-0.0001	
7	1	6	7	2	5	2334.0683	2334.0688	-0.0005	0.00136
8	1	8	8	2	7	2334.0683	2334.0672	0.0011	0.00102
						Blend	2334.0681	0.0002	
8	1	7	8	2	6	2334.0747	2334.0744	0.0003	0.00107
10	1	10	10	2	9	2334.0747	2334.0749	-0.0002	0.00051
						Blend	2334.0746	0.0002	
9	1	8	9	2	7	2334.0803	2334.0803	0.0000	
10	1	9	10	2	8	2334.0866	2334.0865	0.0001	
7	0	7	8	1	8	2334.3139	2334.3145	-0.0005	

6	0	6	7	1	7	2334.3712	2334.3710	0.0003	
5	1	5	4	2	2	2334.3796	2334.3790	0.0006	
5	1	4	4	2	3	2334.3843	2334.3843	0.0000	
5	0	5	6	1	6	2334.4288	2334.4287	0.0001	
6	1	6	5	2	3	2334.4466	2334.4469	-0.0003	
6	1	5	5	2	4	2334.4550	2334.4555	-0.0005	
4	0	4	5	1	5	2334.4881	2334.4879	0.0002	
3	0	3	4	1	4	2334.5491	2334.5488	0.0003	
2	0	2	3	1	3	2334.6119	2334.6116	0.0004	
10	0	10	10	1	9	2334.6373	2334.6369	0.0004	
9	0	9	9	1	8	2334.6693	2334.6696	-0.0003	
1	0	1	2	1	2	2334.6760	2334.6762	-0.0002	
8	0	8	8	1	7	2334.6982	2334.6984	-0.0002	
7	0	7	7	1	6	2334.7236	2334.7236	0.0000	
5	0	5	5	1	4	2334.7644	2334.7642	0.0002	
4	0	4	4	1	3	2334.7796	2334.7798	-0.0002	
3	0	3	3	1	2	2334.7922	2334.7924	-0.0002	
2	0	2	2	1	1	2334.8016	2334.8019	-0.0003	
1	0	1	1	1	0	2334.8079	2334.8082	-0.0004	
8	1	8	9	0	9	2334.8955	2334.8954	0.0000	
7	1	7	8	0	8	2334.9644	2334.9646	-0.0002	
6	1	6	7	0	7	2335.0325	2335.0331	-0.0006	
5	1	5	6	0	6	2335.1012	2335.1011	0.0001	
4	1	4	5	0	5	2335.1685	2335.1686	0.0000	
5	0	5	4	1	4	2335.1813	2335.1805	0.0007	
3	1	3	4	0	4	2335.2359	2335.2356	0.0003	
6	0	6	5	1	5	2335.2585	2335.2585	0.0000	
2	1	2	3	0	3	2335.3024	2335.3022	0.0002	
7	0	7	6	1	6	2335.3370	2335.3372	-0.0002	
1	1	1	2	0	2	2335.3687	2335.3685	0.0001	
4	1	3	4	0	4	2335.5005	2335.5002	0.0002	0.01084
5	1	4	5	0	5	2335.5005	2335.5004	0.0000	0.01042
3	1	2	3	0	3	2335.5005	2335.5002	0.0003	0.01021
6	1	5	6	0	6	2335.5005	2335.5009	-0.0004	0.00923
2	1	1	2	0	2	2335.5005	2335.5002	0.0003	0.00842
1	1	0	1	0	1	2335.5005	2335.5002	0.0002	0.00556
					Blend		2335.5004	0.0001	
11	1	10	11	0	11	2335.5096	2335.5095	0.0000	
1	1	1	0	0	0	2335.5657	2335.5657	0.0000	
2	1	2	1	0	1	2335.6306	2335.6309	-0.0003	
3	1	3	2	0	2	2335.6957	2335.6958	-0.0001	
4	1	4	3	0	3	2335.7605	2335.7604	0.0001	
5	1	5	4	0	4	2335.8248	2335.8247	0.0002	
6	1	6	5	0	5	2335.8887	2335.8885	0.0001	
7	1	7	6	0	6	2335.9520	2335.9519	0.0000	
8	1	8	7	0	7	2336.0149	2336.0148	0.0001	

9	1	9	8	0	8	2336.0770	2336.0771	-0.0001	0.00360
9	1	9	8	0	8	2336.0770	2336.0771	-0.0001	0.00360
						Blend	2336.0771	-0.0001	
9	2	7	9	1	8	2336.2230	2336.2232	-0.0002	
8	2	6	8	1	7	2336.2308	2336.2298	0.0010	0.00044
2	2	0	2	1	1	2336.2308	2336.2311	-0.0003	0.00046
						Blend	2336.2305	0.0003	
7	2	5	7	1	6	2336.2354	2336.2348	0.0006	0.00056
3	2	1	3	1	2	2336.2354	2336.2349	0.0005	0.00068
						Blend	2336.2349	0.0005	
5	2	3	5	1	4	2336.2382	2336.2388	-0.0006	0.00076
6	2	4	6	1	5	2336.2382	2336.2379	0.0003	0.00068
4	2	2	4	1	3	2336.2382	2336.2377	0.0004	0.00077
						Blend	2336.2382	0.0000	
2	2	1	2	1	2	2336.2462	2336.2463	-0.0001	
3	2	2	3	1	3	2336.2646	2336.2649	-0.0004	
4	2	3	4	1	4	2336.2869	2336.2871	-0.0002	
5	2	4	5	1	5	2336.3116	2336.3117	-0.0001	
6	2	5	6	1	6	2336.3381	2336.3382	-0.0001	
2	2	1	1	1	0	2336.3785	2336.3783	0.0002	
2	2	0	1	1	1	2336.3835	2336.3834	0.0000	
8	2	7	8	1	8	2336.3951	2336.3949	0.0001	
3	2	2	2	1	1	2336.4554	2336.4553	0.0002	
3	2	1	2	1	2	2336.4710	2336.4707	0.0003	
4	2	3	3	1	2	2336.5300	2336.5307	-0.0007	
