

---

# MULTIVARIATE DEEP EVIDENTIAL REGRESSION

---

A PREPRINT

Nis Meinert

`nis.meinert@dlr.de`

German Aerospace Center (DLR)

Institute of Communication and Navigation

Mecklenburg-Western Pomerania, Neustrelitz

March 26, 2022

## ABSTRACT

We discuss three issues with a proposed solution to extract aleatoric and epistemic model uncertainty from regression-based neural networks (NN).<sup>1</sup> The aforementioned proposal derives a technique by placing evidential priors over the original Gaussian likelihood function and training the NN to infer the hyperparameters of the evidential distribution. Doing so allows for the simultaneous extraction of both uncertainties without sampling or utilization of out-of-distribution data for univariate regression tasks. We describe our issues in detail, give a possible solution and generalize the technique for the multivariate case.

**Keywords** machine learning · multivariate regression · uncertainty estimation · evidential learning

## 1 Introduction

Using neural networks (NN) for regression tasks is one of the main applications of modern machine learning. Given a dataset of  $(\vec{x}_i, \vec{y}_i)$  pairs the typical objective is to train a NN  $f(\vec{x}_i|\mathbf{w})$  w.r.t.  $\mathbf{w}$  such that a given loss  $\mathcal{L}(\vec{x}_i, \vec{y}_i)$  becomes minimal for each  $(\vec{x}_i, \vec{y}_i)$  pair. Traditional regression-based NN are designed to output the regression target, *a.k.a.*, the prediction for  $\vec{y}_i$ , directly which allows a subsequent minimization, for example of the sum of squares:

$$\min_{\mathbf{w}} \sum_i \mathcal{L}(\vec{x}_i, \vec{y}_i) = \min_{\mathbf{w}} \sum_i \underbrace{(\vec{x}_i - f(\vec{x}_i|\mathbf{w}))^2}_{\mathcal{L}_i(\mathbf{w})}. \quad (1)$$

Technically, this is nothing but a fit of a model  $f$ , parameterized with  $\mathbf{w}$ , w.r.t.  $\sum_i \mathcal{L}_i$  to data. As with any fit a well fitted model has to find a balance between being too specific (over-fitting) and being too general (under-fitting). In machine learning this balance is typically evaluated by analyzing the trained model on a separated part of the given data which was not seen during training. In practice, no model will be able to describe this evaluation sample perfectly and deviations can be categorized into two groups: aleatoric and epistemic uncertainties [2].

In the following we will describe and analyze an approach to reliably estimate these kinds of uncertainties for neural networks by modifying its architecture and introducing an appropriate loss function. The structure of this paper is as follows: First, we will briefly discuss aleatoric and epistemic model uncertainties using a toy example. We then give an overview over the proposed solution of Amini *et al.* [1]. Secondly, in Sec. 2 we describe the issues and, thirdly, present a possible solution in Sec. 3. Finally, in Sec. 4 we summarize our multivariate generalization which we use throughout the text.

### 1.1 Aleatoric and epistemic model uncertainty

In Fig. 1 we show data located at  $x = \{0, 1, 3\}$  where for each value of  $x_i$  multiple measurements,  $\vec{y}_i$ , were taken. We generated these data by sampling from a normal distribution centered at the dashed line referred to as the ground truth

---

<sup>1</sup>We informed the authors of Ref. [1] in Feb. and Mar. 2021 about our issues but did not receive replies ATTOW (Apr. 2021).

(GT). The model (solid line) represents the prediction for different values of  $x_i$  and its uncertainty can be categorized as following: The uncertainty in data is low for  $x = \{0, 1\}$  and large for  $x = 3$  leading to a low aleatoric uncertainty at the former points and a high aleatoric uncertainty of the model at the latter. Similarly, the epistemic uncertainty of the model is low at  $x = \{0, 3\}$  and large at  $x = 1$  where the model under-fits the observed data. In general, aleatoric uncertainty is related to the noise level in the data and, typically, does not depend on the sample size. (Only the shape of this uncertainty becomes sharper with increasing sample size.) In contrast, epistemic uncertainty does scale with the sample size and either allows the model to be pulled towards the observed distribution at  $x = 1$  if only the sample size in this region is increased, or allows the fit of a more complex model and thus decreasing under-fitting in general.

Pivotal for this work is the point  $x = 2$  (and, technically, all other points  $\mathbb{Z} \setminus \{0, 1, 3\}$ ) since no data were observed here. Having no data also corresponds to an epistemic uncertainty since it decreases, in theory, if more data are drawn, assuming a conclusive data sample. In contrast to the large epistemic uncertainty at  $x = 1$  this uncertainty is hard to detect by evaluating a trained model but at the same time it can be crucial for models to communicate this type of uncertainty in real world applications such as autonomous driving [3, 4, 5, 6], *i.e.*, if models are confronted with out-of-distribution data that were underrepresented during training.

## 1.2 Deep Evidential Regression

Different approaches were developed in the past to enable models to predict a degree of belief of either their aleatoric or their epistemic uncertainty, where the latter often requires out-of-distribution data or compute intense sampling which limits the application of such approaches [7, 8, 9, 10]. Lately, Amini *et al.* adopted a technique from the classification realm and attacked this problem by changing the interpretation of the parameters of the NN [1, 11]: The number of output neurons of a NN for an univariate regression task has to be increased from one to four. The output of these neurons are interpreted as<sup>2</sup>  $\alpha, \beta, \mu_0$ , and  $\kappa \in \mathbb{R}$ , the parameters of a normal-inverse-gamma function  $\text{NIG}(\mu_0, \kappa; \alpha, \beta)$ , and used to estimate the prediction and both uncertainties as:

$$\underbrace{\mathbb{E}[\mu] = \mu_0}_{\text{prediction}} \quad \underbrace{\mathbb{E}[\sigma^2] = \beta/(\alpha - 1)}_{\text{aleatoric}} \quad \underbrace{\text{var}[\mu] = \mathbb{E}[\sigma^2]/\kappa}_{\text{epistemic}} \quad (2)$$

The authors derive these relations by taking the normal-inverse-gamma distribution (NIG) as the conjugated prior of a normal distribution with unknown mean  $\mu$  and standard deviation  $\sigma$ . Further, the authors show that using Bayesian inference the loss function for these four parameters becomes a scaled Student's  $t$ -distribution with  $2\alpha$  degrees of freedom (DoF), parametrized as:

$$\mathcal{L}_i^{\text{NLL}} = \text{St}_{2\alpha} \left( y_i \middle| \mu_0, \frac{\beta(1 + \kappa)}{\kappa\alpha} \right). \quad (3)$$

For reasons we will discuss later they combine it with a second loss function, referred to as the *evidence regularizer*, using the *total evidence*  $\Phi$ , into the total loss

$$\mathcal{L}_i(\mathbf{w}) = \mathcal{L}_i^{\text{NLL}}(\mathbf{w}) + \lambda \times |y_i - \mu_0| \Phi, \quad (4)$$

where the coupling,  $\lambda$ , is a hyperparameter of the model. Note that, following the notation of Ref. [1], we have dropped indices for all parameters for the sake of brevity, *cf.* Appendix A for a more elaborated discussion.

## 2 The issues

In this section we discuss three issues with the approach of Amini *et al.* [1]. Starting from here we also give multivariate formulations which we will pick-up later in Sec. 4.

<sup>2</sup>In Ref. [1] the authors refer to them as  $\alpha, \beta, \gamma$  and  $\nu$ , respectively.

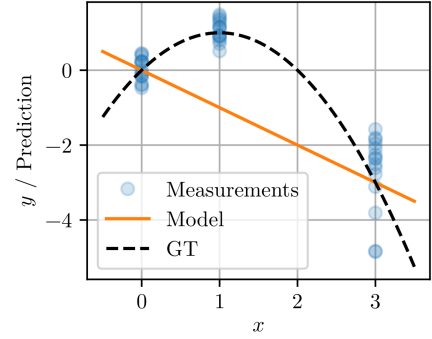


Figure 1: A fit of a model to toy data. The model has low aleatoric uncertainty at  $x = \{0, 1, 2\}$  and large aleatoric uncertainty at  $x = 3$ , whereas the epistemic uncertainty is low at  $x = \{0, 3\}$  and large elsewhere.

## 2.1 Definition of total evidence

In Bayesian inference a normal-inverse-Wishart distribution (NIW) is a conjugate prior for i.i.d. drawn events from a multivariate normal distribution with unknown mean  $\vec{\mu} \in \mathbb{R}^n$  and unknown variance  $\Sigma \in \mathbb{R}^{n \times n}$  [12]. In the univariate case,  $n = 1$ , a NIW distribution becomes a NIG distribution and we slightly change our notation and use  $\mu \in \mathbb{R}$  and  $\sigma^2 \in \mathbb{R}$  for the (unknown) mean and the (unknown) variance, respectively. These prior densities,

$$p(\mu, \sigma^2) = \text{NIG}(\mu_0, \kappa; \alpha, \beta) \quad p(\vec{\mu}, \Sigma) = \text{NIW}(\vec{\mu}_0, \kappa; \Psi, \nu) \quad (5)$$

with<sup>3</sup>  $\mu_0, \kappa, \alpha, \beta, \nu \in \mathbb{R}$ ,  $\vec{\mu}_0 \in \mathbb{R}^n$  and  $\Psi \in \mathbb{R}^{n \times n}$ , correspond to the assumption that each pair  $(\mu, \sigma^2)$  or  $(\vec{\mu}, \Sigma)$  is sampled from a normal distribution,  $\mathcal{N}$ , and an inverse gamma distribution,  $\Gamma^{-1}$ , or inverse Wishart distribution,  $\mathcal{W}^{-1}$ ,

$$\sigma^2 \sim \Gamma^{-1}(\alpha, \beta) \quad \Sigma \sim \mathcal{W}^{-1}(\Psi, \nu) \equiv \mathcal{W}^{-1}(\nu \Sigma_0, \nu) \quad (6a)$$

$$\mu | \sigma^2 \sim \mathcal{N}(\mu_0, \sigma^2 / \kappa) \quad \vec{\mu} | \Sigma \sim \mathcal{N}(\vec{\mu}_0, \Sigma / \kappa) \quad (6b)$$

where only the sampling of the variance is i.i.d. since it enters via the scaling parameter  $\kappa$  in the likelihood of the mean. Using  $\Sigma_0$  rather than  $\Psi$  corresponds to parametrizing the distribution of  $\Sigma$  with an inverse  $\chi^2$ - rather than a  $\Gamma^{-1}$ -distribution in the univariate case, which has the advantage of a clearer interpretation of  $\Sigma_0$ .

An interpretation of the shape parameters of the conjugate prior can be found by analyzing the joint posterior density after taking  $m$  measurements,

$$\vec{y} \in \mathbb{R}^m \quad \mathbf{Y} = (y_{ij}) = \begin{pmatrix} \vec{y}_1^T \\ \vdots \\ \vec{y}_n^T \end{pmatrix} \in \mathbb{R}^{n \times m}, \quad (7)$$

*i.e.*, multiplying the prior density by the normal likelihood yields the posterior density

$$p(\mu, \sigma^2 | \vec{y}) = \text{NIG}(\mu'_0, \kappa'; \alpha', \beta') \quad p(\vec{\mu}, \Sigma | \mathbf{Y}) = \text{NIW}(\vec{\mu}'_0, \kappa'; \Psi', \nu') \quad (8)$$

with

$$\kappa' = \kappa + m \quad \kappa' = \kappa + m \quad (9a)$$

$$2\alpha' = 2\alpha + m \quad \nu' = \nu + m \quad (9b)$$

$$\mu'_0 = \frac{1}{\kappa + m} \left( \frac{\kappa}{m} \right) \left( \frac{\mu_0}{\langle \vec{y} \rangle} \right) \quad \vec{\mu}'_0 = \frac{1}{\kappa + m} \left( \frac{\kappa}{m} \right) \left( \frac{\vec{\mu}_0}{\langle \mathbf{Y} \rangle} \right) \quad (9c)$$

$$2\beta' = 2\beta + \tilde{s} + m \frac{\kappa}{\kappa'} (\mu_0 - \langle \vec{y} \rangle)^2 \quad \Psi' = \Psi + \tilde{\mathbf{S}} + m \frac{\kappa}{\kappa'} (\vec{\mu}_0 - \langle \mathbf{Y} \rangle)(\vec{\mu}_0 - \langle \mathbf{Y} \rangle)^T \quad (9d)$$

where we introduced the squared sum of residuals (up to a scaling constant  $(n - 1)$  these are estimators of the sample variance)

$$\tilde{s} = \sum_{i=1}^m (y_i - \langle \vec{y} \rangle)^2 \quad \tilde{\mathbf{S}} = \sum_{i=1}^m (\vec{y}_i - \langle \mathbf{Y} \rangle) (\vec{y}_i - \langle \mathbf{Y} \rangle)^T \quad (10)$$

and the expectation value

$$\langle \vec{y} \rangle = \frac{1}{n} \sum_i^n y_i \in \mathbb{R} \quad \langle \mathbf{Y} \rangle = \frac{1}{n} \sum_{i,j=1}^{m,n} y_{ij} \vec{e}_i \in \mathbb{R}^m. \quad (11)$$

These relations can easily be interpreted as the combination of prior information and the information contained in the data. In particular, Eq. (9c) reads as the weighted sum of two measurement outcomes of the mean, where the weights correspond to  $\kappa$  (virtual) measurements encoded in the prior and the  $m$  (actual) measurements, *i.e.*, the prior distribution  $\mathcal{N}(\vec{\mu}_0, \Sigma / \kappa)$  can be thought of as providing the information equivalent to  $\kappa$  observations with sample mean  $\vec{\mu}_0$ . Similarly, using Eq. (9d), the prior distribution  $\mathcal{W}^{-1}(\nu \Sigma_0, \nu)$  can be thought of as providing the information equivalent to  $\nu$  observations with average squared deviation  $\Sigma_0$ . In the context of our regression problem this corresponds to the expectation that the NN will learn a prior distribution of the regression targets which then gets refined in certain regions with data. In particular, the minimization of the NN during training will shift the virtual measurements of the prior such that they agree as good as possible with the training data.

<sup>3</sup>As eluded previously we suppress indices for the sake of brevity.

In summary, taking a NIW distribution as a conjugated prior corresponds to assuming prior knowledge about the mean and the variance extracted from  $\kappa$  (virtual) measurements of the former and  $\nu$  (virtual) measurements for the latter and it appears natural to define the total evidence of the prior as the sum of the number of virtual measurements:

$$\Phi' := \kappa + 2\alpha \qquad \Phi' := \kappa + \nu \quad (12)$$

where the former (latter) refers to the univariate (multivariate) case. In Ref. [1] the authors define the total evidence of the univariate case as<sup>4</sup>

$$\Phi := 2\kappa + \alpha. \quad (13)$$

For consistency we therefore propose to change this and to adopt our definition of  $\Phi'$ . We will revisit this definition in the next section and discuss it in the context of the evidence regularizer.

## 2.2 Ambiguity of shape parameters

We follow the approach in Ref. [1] and use the posterior predictive or model evidence of a NIW distribution for finding a proper loss function  $\mathcal{L}_i^{\text{NLL}}$ . From Bayesian probability theory the model evidence is a marginal likelihood and, as such, defined as the likelihood of an observation  $\vec{y}_i \in \mathbb{R}^n$  given the evidential distribution parameters  $\mathbf{m} = (\vec{\mu}_0, \Psi, \kappa, \nu)$  and is computed by marginalizing over the likelihood parameter (*a.k.a.* the nuisance parameter),  $\theta = (\vec{\mu}, \Sigma)$ , where  $\kappa, \nu \in \mathbb{R}$ ,  $\vec{\mu}, \vec{\mu}_0 \in \mathbb{R}^n$ , and  $\Sigma, \Psi$  are positive definite  $\mathbb{R}^{n \times n}$  matrices:

$$p(\vec{y}_i | \mathbf{m}) = \frac{p(\vec{y}_i | \theta, \mathbf{m}) p(\theta | \mathbf{m})}{p(\theta | \vec{y}_i, \mathbf{m})} = \int d\theta p(\vec{y}_i | \theta) p(\theta | \mathbf{m}). \quad (14)$$

In our case of placing a NIW evidential prior on a multivariate Gaussian likelihood function, *i.e.*,

$$p(\vec{y}_i | \mathbf{m}) = \int d\theta \mathcal{N}(\vec{y}_i | \theta) \text{NIW}(\theta | \mathbf{m}),$$

an analytical solution exists and can be parametrized with a multivariate  $t$ -distribution with  $\nu - n + 1$  DoF, *cf.* Appendix B.3:

$$p(\vec{y}_i | \mathbf{m}) = t_{\nu-n+1} \left( \vec{y}_i \middle| \vec{\mu}_0, \frac{1}{\nu-n+1} \frac{1+\kappa}{\kappa} \Psi \right) \quad (15a)$$

$$= \frac{\Gamma(\frac{\nu+1}{2})}{\Gamma(\frac{\nu-n+1}{2})} \sqrt{\frac{\kappa^n}{(1+\kappa)^n} \frac{1}{\pi^n |\Psi|}} \times \left( \frac{\left| \Psi + \frac{\kappa}{1+\kappa} (\vec{y}_i - \vec{\mu}_0)(\vec{y}_i - \vec{\mu}_0)^T \right|}{|\Psi|} \right)^{-\frac{\nu+1}{2}}. \quad (15b)$$

Obviously,  $p(\vec{y}_i | \mathbf{m})$  on its own is not capable of defining  $\mathbf{m}$  unambiguously. In particular, a fitting approach could be used to find  $\nu$ ,  $\vec{\mu}_0$  and the product  $(1+\kappa)/\kappa \Psi$  from data. However, in order to disentangle the latter additional constraints have to be set, *e.g.*, via an additional regularization of  $\kappa$ .

Using this result we can compute the negative log likelihood loss  $\mathcal{L}_i^{\text{NLL}}$  for sample  $i$  as:

$$\begin{aligned} \mathcal{L}_i^{\text{NLL}} &= -\log p(\vec{y}_i | \mathbf{m}) \\ &= \log \Gamma\left(\frac{\nu-n+1}{2}\right) - \log \Gamma\left(\frac{\nu+1}{2}\right) \\ &\quad + \frac{n}{2} \log(\pi(1+\kappa)/\kappa) - \frac{\nu}{2} \log |\Psi| \\ &\quad + \frac{\nu+1}{2} \log \left| \Psi + \frac{\kappa}{1+\kappa} (\vec{y}_i - \vec{\mu}_0)(\vec{y}_i - \vec{\mu}_0)^T \right|. \end{aligned} \quad (16)$$

We note that in the univariate case,  $n = 1$ , Eq. (15a) becomes a non-standardized Student's  $t$ -distribution with  $\nu$  DoF:

$$p(y_i | \mathbf{m}) = \text{St}_\nu \left( y_i \middle| \mu_0, \frac{1+\kappa}{\kappa} \sigma_0^2 \right) \quad (17a)$$

$$= \frac{\Gamma(\frac{\nu+1}{2})}{\Gamma(\frac{\nu}{2})} \sqrt{\frac{\kappa}{1+\kappa} \frac{1}{\pi \nu \sigma_0^2}} \left( 1 + \frac{1}{\nu} \frac{\kappa}{1+\kappa} \frac{(y - \mu_0)^2}{\sigma_0^2} \right)^{-\frac{\nu+1}{2}} \quad (17b)$$

<sup>4</sup>In the notation of Ref. [1]  $\kappa$  becomes  $\nu$  and the total evidence reads  $\Phi = 2\nu + \alpha$ .

and Eq. (16) reduces to

$$\begin{aligned}
 \mathcal{L}_i^{\text{NLL}} &= -\log p(\bar{y}_i | \mathbf{m}) \\
 &= \log \Gamma\left(\frac{\nu}{2}\right) - \log \Gamma\left(\frac{\nu+1}{2}\right) \\
 &\quad + \frac{1}{2} \log(\pi/\kappa) - \frac{\nu}{2} \log(\nu\sigma_0^2(1+\kappa)) \\
 &\quad + \frac{\nu+1}{2} \log(\nu\sigma_0^2(1+\kappa) + \kappa(y_i - \mu_0)^2)
 \end{aligned} \tag{18}$$

and thus reproduces the findings of Ref. [1] with  $\nu = 2\alpha$ ,  $\nu\sigma_0^2 = 2\beta$ ,  $\kappa = v$  and  $\mu_0 = \gamma$ . Similar to the multivariate case, Eq. (18) on its own is not sufficient to define  $\mathbf{m}$  unambiguously.

To understand the degeneration of the model evidence due to the ambiguity of  $\kappa$  and  $\Psi$  it is helpful to look at the compact notation in Eqs. (15a) and (17a): The higher-order evidential distribution is projected by integrating out the nuisance parameters  $\vec{\mu}$  and  $\Sigma$  and, in the univariate case, the four DoF of  $\mathbf{m}$  collapse into three DoF of a scaled Student's  $t$ -distribution. Fitting this reduced set of DoF is not sufficient to recover all DoF of the evidential distribution. This is similar to the example of fitting the distribution of the sum of two i.i.d. drawn samples from normal distributions with common mean  $\mu$  but different variance  $\sigma_1^2$  and  $\sigma_2^2$ . The result will follow a normal distribution with mean  $\mu$  and variance  $\sigma_1^2 + \sigma_2^2$  where it is impossible to unfold  $\sigma_1^2$  and  $\sigma_2^2$  just by using the distribution of the sum. (The sum is a projection and one DoF is lost.) The impact of this observation is that fitting the width of the  $t$ -distribution will not help to unfold  $\kappa$  and  $\Psi$  and it is possible to find manifolds with different values of  $\kappa$  and  $\beta$  but with the same value for the loss function  $\mathcal{L}_i^{\text{NLL}}$ . In fact,  $\kappa$  can be tuned such that for any given value of  $\mathcal{L}_i^{\text{NLL}}$  a value for  $\Psi$  or  $\beta$  can be found. In Fig. 2 we show these contour lines in the  $\beta$ - $\kappa$  plane of the degenerated univariate loss function. It is clear that  $\mathcal{L}_i^{\text{NLL}}$  on its own is not sufficient to learn the parameters  $\mathbf{m}$ .

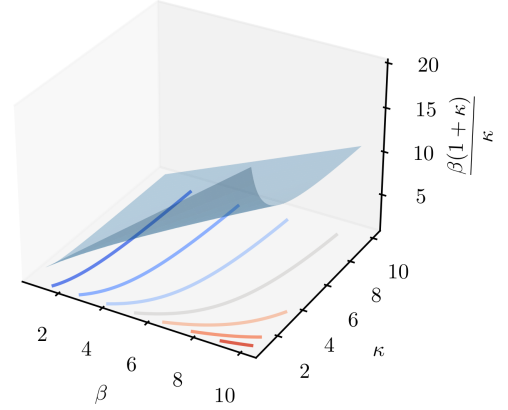


Figure 2: Parameters  $\beta$  and  $\kappa$ , as well as their combination as used in the univariate loss function. Contour lines in the  $\beta$ - $\kappa$  plane indicate manifolds where the value of the loss function is constant.

In Ref. [1] this degeneration of the loss function is broken by introducing the evidence regularizer,  $\mathcal{L}_i^{\text{R}}$ , however, it is unclear how the NN could learn the parameters  $\mathbf{m}$  when the evidence regularizer is disabled by setting  $\lambda = 0$ . More importantly, although  $\mathcal{L}_i^{\text{R}} = |y_i - \mu_0|\Phi$  breaks the degeneration, using  $\Phi = 2\kappa + \alpha$ , the total loss  $\mathcal{L}_i = \mathcal{L}_i^{\text{NLL}} + \lambda\mathcal{L}_i^{\text{R}}$  can easily be minimized (in theory) for  $\kappa$  by simply sending  $\kappa \rightarrow 0$  since any impact on  $\mathcal{L}_i^{\text{NLL}}$  can be compensated by adjusting  $\beta$  without changing the value of  $\mathcal{L}_i^{\text{NLL}}$ . Sending  $\kappa$  to zero drives the ratio of aleatoric and epistemic uncertainty to zero as well, cf. Eqs. (2), thus making their values useless. (In practice,  $\kappa \rightarrow 0$  is numerically unstable and minimizer we fail to converge towards this point.)

In summary: The loss  $\mathcal{L}_i^{\text{NLL}}$  is degenerated and requires regularization of either  $\kappa$  or  $\Psi$ . The proposed regularizer of Ref. [1] does not lead to correct uncertainty estimations and has a numerical unstable minimum.

### 2.3 Challenging extraction of shape parameters

We argued previously that minimizing Eq. (16) is nothing but the fit of a  $t$ -distribution to data. In Appendix A we further elaborate that technically only a single data point is fitted per distribution, although correlations between neighboring points will enter in practice. It is therefore difficult to approximate the number of data points used per fit, still, we argue here that a large statistic is necessary to extract the parameter  $\nu$  reliably which plays a crucial role in estimating the epistemic uncertainty.

In general, small values for  $\nu$  will raise the tails of the distribution but only slightly affect the shape of the core of the function where most measurements will be found, assuming that these indeed follow a  $t$ -distribution. Extraction of  $\nu$  using a fit thus needs a large statistic which properly describes the tails. In reality, however, the assumption of normal distributed events often collapses especially in the tails of a distribution which makes a fit of  $\nu$  even more ambitious. Assuming one only has a decent statistic near the core, the parameters  $\nu$  and  $\sigma$  of a scaled Student's  $t$ -distribution,<sup>5</sup>

<sup>5</sup>For the sake of brevity we overload here the notations for  $\mu$  and  $\sigma$ .

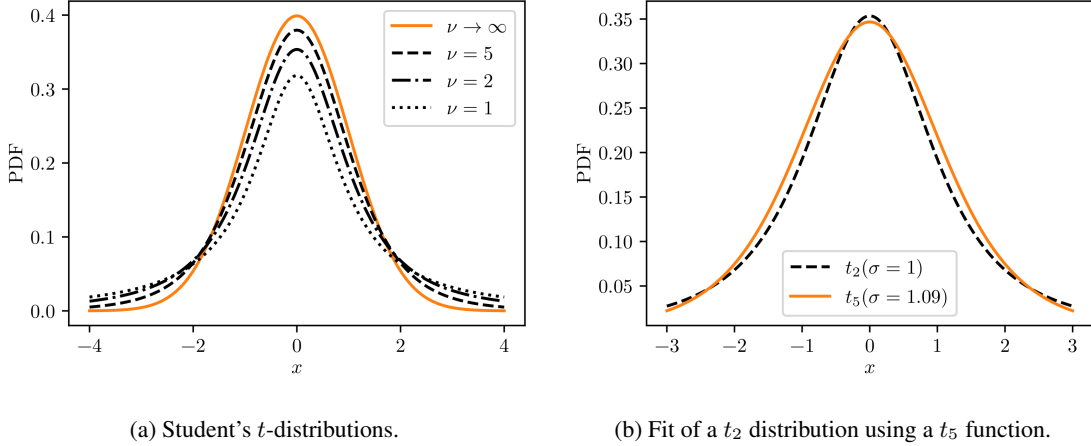


Figure 3: (Left) Student's  $t$ -distribution for different values of  $\nu$  and (right) fit of a  $t$ -distribution with  $\nu = 5$  to a  $t$ -distribution with  $\nu = 2$ .

$St_\nu(y_i|\mu, \sigma)$ , are highly correlated as shown in Fig. 3b where we fit  $\sigma$  of a  $t$ -distribution with  $\nu = 5$  to a  $t$ -distribution with  $\nu = 2$  on the interval  $x \in [-3, 3]$ .

To study possible biases of the fitted values of the parameters  $\nu$  and  $\kappa$  we conduct a toy example where we generate data by drawing them i.i.d. from Student's  $t$ -distributions with fixed shape parameters (GT) and fit them on different sample sizes. For each sample size we evaluate 200 fits and indicate the values above (below) the 16% (84%) quantile in Fig. 4 as error bars after subtracting the GT value. This study shows a bias for  $\nu$  and  $\sigma$  which decreases if the sample size increases.

In summary: Extracting the parameter  $\nu$  of a  $t$ -distribution requires a sufficiently large data sample. Due to correlations the fit result is biased which can be significant if the sample size is too small. We showed this for the univariate case (where  $\nu$  corresponds to  $2\alpha$ ) but the same holds for the multivariate case as well where an even larger data set is needed.

### 3 A possible solution

In this section we describe a possible solution for two of the aforementioned issues. The issue regarding the correlation of the shape parameters of a  $t$ -distribution is not affected by our solution proposal and biases have to be studied using data.

In Ref. [1] the authors did not introduce the term  $\mathcal{L}_i^R$  as a way to lift the degeneration of  $\mathcal{L}_i^{NLL}$  but motivate it as an *evidential regularizer*, similar to Ref. [11]. The idea of combining the  $\ell_1$ -norm of the prediction error with the total evidence  $\Phi$ ,

$$\mathcal{L}_i^R = |y_i - \mu_0| \Phi, \quad (19)$$

is to enforce the NN to learn large errors in the prediction are acceptable, as long as this is reflected in a small total evidence and vice-versa. In other words, in the absence of data which would have the potential to squeeze the prediction error, the prior information should approach an uninformed prior and  $\mathcal{L}_i^R$ , as proposed by the authors, is one possible metric to measure the distance to it but does not lead to a meaningful minimum as described previously. Finding a suitable metric which breaks the degeneration of  $\mathcal{L}_i^{NLL}$  but also pushes the distribution towards an uninformed prior is not straight-forward. For example, instances of the  $f$ -divergence family, differential entropy or taking the peak height

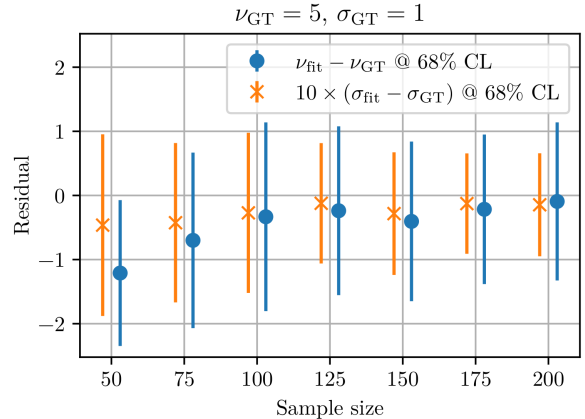


Figure 4: Residuals of the fitted parameter and the GT values used for generating the data. Here, a residual of zero corresponds to an unbiased estimate.

of the function as a measure to meet the second requirement do not break the degeneration. This is because any metric of  $t_\nu(\vec{\mu}_t, \Sigma_t)$  is, by construction, ignorant of internal dependencies of the shape parameters but in order to break the degeneration  $\kappa$  and  $\Sigma_0$  have to be unfolded from  $\Sigma_t = \Sigma_t(\nu, \kappa, \Sigma_0)$ .

We therefore propose to acknowledge the loss of one DoF and couple the parameters  $\kappa$  and  $\nu$  with a constant hyperparameter  $r$ , *i.e.*, using again the index notation:

$$\kappa_i = r\nu_i, \quad (20)$$

and then use  $|\vec{y}_i - \vec{\mu}_{0,i}|\nu_i$  as the new evidential regularizer. We motivate this approach by considering it unnatural to have prior information from  $\kappa$  virtual measurements for the mean and  $\nu$  virtual measurements for the variance where the ratio  $\kappa/\nu$  significantly fluctuates throughout the data sample or even differs largely in scale. Another way of seeing the implicit coupling of both variables is the case of vanishing epistemic uncertainty, *i.e.*,  $\kappa \rightarrow \infty$ . The model should then become a normal distribution as described in Appendix A which corresponds to  $\nu \rightarrow \infty$ . (This is  $\alpha \rightarrow \infty$  in the univariate case.) Coupling  $\kappa$  and  $\nu$ , as proposed in Eq. (20), enforces this behavior.

In summary: For the univariate case we propose to couple the parameters  $\kappa$  and  $\alpha$  via a hyperparameter  $r$  that is kept constant for all instances. Similarly, in the multivariate case one should couple  $\kappa$  and  $\nu$  with  $r$ . In the next section we summarize how this changes the loss function.

## 4 Multivariate generalization and summary

In this section we summarize our multivariate generalization and combine it with our proposed solution from Sec. 3. In general, using our proposed multivariate generalization it is possible to not just learn uncertainties of each regression target of a multivariate dataset individually, but also to learn their correlations which is, by design, impossible to achieve with chained univariate regressions.

Taking a NIW distribution as the conjugated prior we found that minimizing the loss

$$\mathcal{L}_i = \mathcal{L}_i^{\text{NLL}} + \lambda|\vec{y}_i - \vec{\mu}_{0,i}|\nu_i \quad (21)$$

with

$$\begin{aligned} \mathcal{L}_i^{\text{NLL}} = & \log \Gamma\left(\frac{\nu_i - n + 1}{2}\right) - \log \Gamma\left(\frac{\nu_i + 1}{2}\right) \\ & + \frac{n}{2} \log\left(\pi \frac{1 + r\nu_i}{r\nu_i}\right) - \frac{\nu_i}{2} \log |\Psi_i| \\ & + \frac{\nu_i + 1}{2} \log \left| \Psi_i + \frac{r\nu_i}{1 + r\nu_i} (\vec{y}_i - \vec{\mu}_{0,i})(\vec{y}_i - \vec{\mu}_{0,i})^T \right| \end{aligned} \quad (22)$$

allows the estimation of the prediction and both types of uncertainties as<sup>6</sup>:

$$\underbrace{\mathbb{E}[\mu] = \vec{\mu}_{0,i}}_{\text{prediction}} \quad \underbrace{\mathbb{E}[\Sigma] \propto \frac{1}{\nu_i - n - 1} \Psi_i}_{\text{aleatoric}} \quad \underbrace{\text{var}[\vec{\mu}] \propto \mathbb{E}[\Sigma]/\nu_i}_{\text{epistemic}} \quad (23)$$

In order to learn the parameters  $\mathbf{m}_i = (\vec{\mu}_{0,i}, \Psi_i, \nu_i)$  a NN has to have  $n(n+3)/2 + 1$  output neurons and two hyperparameters  $\lambda$  and  $r$ . Note that  $\Psi_i = \nu_i \Sigma_{0,i} \in \mathbb{R}^{n \times n}$  is positive (semi-)definite thus having only  $n(n+1)/2$  rather than  $n^2$  DoF. Technically this can be implemented by decomposing  $\Psi_i = \psi_L \psi_L^T$  where  $\psi_L \in \mathbb{R}^{n \times n}$  is a lower triangular matrix with positive diagonal entries. By using Eq. (20) we acknowledge the loss of one DoF due to the projection of the higher-order NIW distribution. This reduction comes by the cost that we loose the predictive power of a global scale of the aleatoric and the epistemic uncertainty which we assume to be constant by taking  $r$  as an hyperparameter. In practice this means that if a global scale is of interest one has to rescale the predicted uncertainties, *e.g.*, by interpreting them in a Bayesian or Frequentist way.

<sup>6</sup>See Appendix B.1 for a derivation.

## References

- [1] A. Amini *et al.*, *Deep Evidential Regression*, arXiv:1910.02600 [cs.LG] (2019).
- [2] A. Kendall and Y. Gal, *What Uncertainties Do We Need in Bayesian Deep Learning for Computer Vision?*, arXiv:1703.04977 [cs.CV] (2017).
- [3] A. Geiger *et al.*, *Are we ready for autonomous driving? The KITTI vision benchmark suite*, IEEE Conference on Computer Vision and Pattern Recognition, 10.1109/CVPR.2012.6248074 (2012).
- [4] C. Godard *et al.*, *Unsupervised Monocular Depth Estimation with Left-Right Consistency*, arXiv:1609.03677 [cs.CV] (2017).
- [5] M. Bojarski *et al.*, *End to End Learning for Self-Driving Cars*, arXiv:1604.07316 (2016).
- [6] C. Godard *et al.*, *Unsupervised Monocular Depth Estimation with Left-Right Consistency*, arXiv:1609.03677 [cs.CV] (2017).
- [7] A. Malinin and M. Gales, *Predictive Uncertainty Estimation via Prior Networks*, arXiv:1802.10501 [stat.ML] (2018).
- [8] Y. Gal and Z. Ghahramani, *Dropout as a Bayesian Approximation: Representing Model Uncertainty in Deep Learning*, arXiv:1506.02142 [stat.ML] (2016).
- [9] B. Lakshminarayanan, *Simple and Scalable Predictive Uncertainty Estimation using Deep Ensembles*, arXiv:1612.01474 [stat.ML] (2017).
- [10] M. Jain, *DEUP: Direct Epistemic Uncertainty Prediction*, arXiv:2102.08501 [cs.LG] (2021).
- [11] M. Sensoy *et al.*, *Evidential Deep Learning to Quantify Classification Uncertainty*, arXiv:1806.01768 [cs.LG] (2018).
- [12] A. Gelman *et al.*, *Bayesian Data Analysis*, Third Edition, ISBN:978-1439840955.

## A Maximum likelihood estimation using Gaussians

A simple approach to estimate uncertainties of a regression-based NN is to assume that data are drawn i.i.d. from normal distributions, *i.e.*,

$$y_i \sim \mathcal{N}(\mu_i, \sigma_i^2) \equiv \mathcal{N}(\mu(x_i), \sigma^2(x_i)) \quad (24)$$

for each  $(x_i, y_i)$  pair of the data sample at hand. Instead of using Bayesian inference one could simply seek for the maximum of the combined likelihood

$$\max_{\mathbf{w}} L(\mathbf{w}) = \prod_i \mathcal{N}(y_i | \mu_i, \sigma_i^2), \quad (25)$$

or, alternatively, for the minimum of the negative log-likelihood

$$\min_{\mathbf{w}} \mathcal{L}(\mathbf{w}) = \sum_i \underbrace{\left( \frac{1}{2} \log(2\pi\sigma_i^2) + \frac{(y_i - \mu_i)^2}{2\sigma_i^2} \right)}_{\mathcal{L}_i(\mathbf{w})} \quad (26)$$

and let the NN itself estimate  $\mu_i$  and  $\sigma_i^2$  by adding one extra neuron to the output layer and interpret the output values of these two neurons as  $\mu_i \equiv \mu(x_i, \mathbf{w})$  and  $\sigma_i^2 \equiv \sigma^2(x_i, \mathbf{w})$ .

We note that this corresponds to fitting Gaussian functions to single data points and it is the objective of the supervisor of the training process of the NN to ensure that  $\mu(x_i, \mathbf{w})$  and  $\sigma^2(x_i, \mathbf{w})$  do not over-fit the data as shown in the right side of Fig. 5. Obviously, this model is unable to differentiate between aleatoric and epistemic uncertainty and will

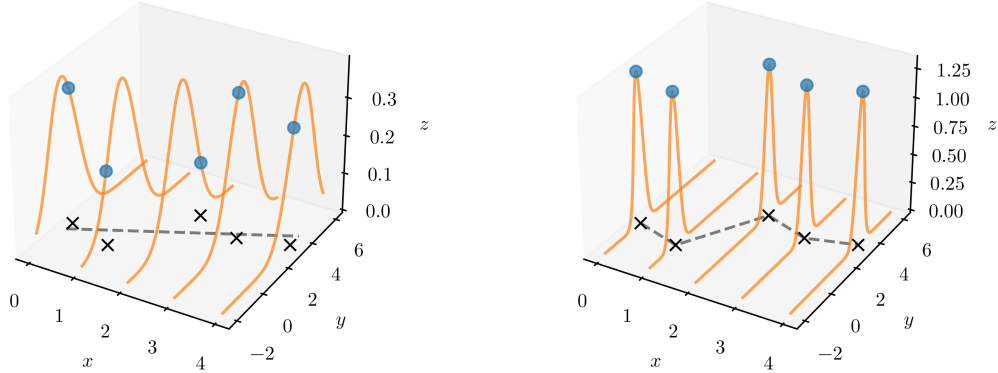


Figure 5: Fitting a data distribution in  $x$  and  $y$  using Eq. (26). The prediction of the fitted model is shown as a dashed line in the  $x$ - $y$  plane and the value of  $\mathcal{L}_i$  as a solid line in the  $y$ - $z$  plane. The fit on the right over-fits the data but has the smaller total loss  $\mathcal{L}$ .

merge both components into  $\sigma_i$  if the model is under-fitting. In case of missing data the model will likely interpolate between regions where data are available and thus underestimate the epistemic uncertainty.

For the sake of brevity we drop the index notation of the parameters of the likelihood in the main text but stress the tight coupling of each  $(x_i, y_i)$  pair to its individual  $(\mu, \sigma^2)$  pair. In reality however, given a sufficiently large data sample, a well behaving NN will likely produce similar values for  $(\mu, \sigma^2)$  if two pairs  $(x_i, y_i)$  and  $(x_j, y_j)$  are close. Technically, this approach is equivalent to fitting independent functions to each data point but the NN will correlate adjacent points.

## B Derivation of multivariate generalization in detail

### B.1 Moments

We assume our data was drawn from a multivariate Gaussian with unknown mean and variance  $(\vec{\mu}, \Sigma)$ . We probabilistically model these parameters  $\theta$  according to:

$$\begin{aligned} \Sigma &\sim \mathcal{W}^{-1}(\Psi, \nu) \equiv \mathcal{W}^{-1}(\nu \Sigma_0, \nu), \\ \vec{\mu} | \Sigma &\sim \mathcal{N}(\vec{\mu}_0, \Sigma / \kappa), \end{aligned}$$

where  $\mathcal{N}$  is a multivariate normal distribution

$$\mathcal{N}(\vec{x}|\vec{\mu}, \Sigma) = \frac{1}{\sqrt{(2\pi)^n |\Sigma|}} \exp\left\{-\frac{1}{2}(\vec{x} - \vec{\mu})^T \Sigma^{-1}(\vec{x} - \vec{\mu})\right\} \quad (27a)$$

$$= \frac{1}{\sqrt{(2\pi)^n |\Sigma|}} \exp\left\{-\frac{1}{2} \text{tr}((\vec{x} - \vec{\mu})(\vec{x} - \vec{\mu})^T \Sigma^{-1})\right\} \quad (27b)$$

and  $\mathcal{W}^{-1}$  is an Inverse-Wishart distribution

$$\mathcal{W}^{-1}(\Sigma|\Psi, \nu) = \frac{1}{\Gamma_n(\nu/2)} \sqrt{\frac{1}{2^{\nu n}} \frac{|\Psi|^\nu}{|\Sigma|^{\nu+n+1}}} \exp\left\{-\frac{1}{2} \text{tr}(\Psi \Sigma^{-1})\right\}.$$

Using  $\Sigma_0$  rather than  $\Psi$  corresponds to parametrizing the distribution of  $\Sigma$  with an inverse  $\chi^2$ - rather than a  $\Gamma^{-1}$ -distribution in the univariate case. This has the advantage of a clearer interpretation of  $\Sigma_0$ , *i.e.*, the prior distribution  $\mathcal{W}^{-1}(\nu \Sigma_0, \nu)$  can be thought of as providing the information equivalent to  $\nu$  observations with average squared deviation  $\Sigma_0$ . Similarly, the prior distribution  $\mathcal{N}(\vec{\mu}_0, \Sigma/\kappa)$  can be thought of as providing the information equivalent to  $\kappa$  observations with sample mean  $\vec{\mu}_0$ , *cf.* Eqs. (9) and Ref. [12].

The prior joint distribution (a NIW distribution) factorizes and can be written as:

$$\begin{aligned} p(\vec{\mu}, \Sigma) &= p(\vec{\mu}) \times p(\Sigma) \\ &= \underbrace{\mathcal{N}(\vec{\mu}|\vec{\mu}_0, \Sigma/\kappa)}_{\text{NIW}} \times \mathcal{W}^{-1}(\Sigma|\Psi, \nu). \end{aligned}$$

The first order moments are then given by

$$\langle \vec{\mu} \rangle_{\text{NIW}} = \langle \vec{\mu} \rangle_{\mathcal{N}} = \vec{\mu}_0, \quad (28a)$$

$$\begin{aligned} \langle \Sigma \rangle_{\text{NIW}} &= \langle \Sigma \rangle_{\mathcal{W}^{-1}} \\ &= \frac{1}{\nu - n - 1} \Psi \\ &= \frac{\nu}{\nu - n - 1} \Sigma_0 \quad (\text{for } \nu > n + 1). \end{aligned} \quad (28b)$$

Using these and

$$\langle \mu_i \mu_j \rangle_{\text{NIW}} = \langle \mu_i \mu_j \rangle_{\mathcal{N}} = \Sigma_{ij}/\kappa + \mu_{0,i} \mu_{0,j}$$

we find the variance of  $\vec{\mu}$  being:

$$\begin{aligned} \text{var}(\vec{\mu})_{\text{NIW}} &= \begin{pmatrix} \vdots & & \\ \dots & \langle \mu_i \mu_j \rangle_{\text{NIW}} & \dots \\ \vdots & & \end{pmatrix} - \begin{pmatrix} \vdots & & \\ \dots & \langle \mu_i \rangle_{\text{NIW}} \langle \mu_j \rangle_{\text{NIW}} & \dots \\ \vdots & & \end{pmatrix} \\ &= \frac{1}{\kappa(\nu - n - 1)} \Psi \\ &= \frac{\nu}{\kappa(\nu - n - 1)} \Sigma_0 \quad (\text{for } \nu > n + 1). \end{aligned} \quad (28c)$$

We note that in the univariate case,  $n = 1$ , these relations become

$$\langle \mu \rangle = \mu_0, \quad (29a)$$

$$\langle \sigma^2 \rangle = \beta/(\alpha - 1), \quad (29b)$$

$$\text{var}(\mu) = \beta/(\kappa(\alpha - 1)) \quad (29c)$$

for

$$\begin{aligned} \sigma^2 &\sim \Gamma^{-1}(\alpha, \beta), \\ \mu|\sigma^2 &\sim \mathcal{N}(\mu_0, \sigma^2/\kappa), \end{aligned}$$

as expected.

## B.2 Model evidence

Here we derive the posterior predictive or model evidence of a NIW distribution,

$$\text{NIW}(\vec{\mu}, \Sigma | \vec{\mu}_0, \Psi, \kappa, \nu) = \mathcal{N}(\vec{\mu} | \vec{\mu}_0, \Sigma / \kappa) \times \mathcal{W}^{-1}(\Sigma | \Psi, \nu). \quad (30)$$

where  $\mathcal{N}(\vec{x})$  as well as  $\mathcal{W}^{-1}(\Sigma)$  are proper normalized in  $\vec{x}$  and  $\Sigma$ , respectively, such that

$$\int d\vec{x} \mathcal{N}(\vec{x} | \vec{\mu}, \Sigma) = \int d\vec{\mu} \mathcal{N}(\vec{x} | \vec{\mu}, \Sigma) = \int d\vec{\mu} \mathcal{N}(\vec{\mu} | \vec{x}, \Sigma) = 1, \quad (31a)$$

$$\int d\Sigma \mathcal{W}^{-1}(\Sigma | \Psi, \nu) = 1. \quad (31b)$$

From Bayesian probability theory the model evidence is a marginal likelihood and, as such, defined as the likelihood of an observation  $\vec{y}_i \in \mathbb{R}^n$  given the evidential distribution parameters  $\mathbf{m} = (\vec{\mu}_0, \Psi, \kappa, \nu)$  and is computed by marginalizing over the likelihood parameter  $\theta = (\vec{\mu}, \Sigma)$ , where  $(\kappa, \nu) \in \mathbb{R}$ ,  $(\vec{\mu}, \vec{\mu}_0) \in \mathbb{R}^n$  and  $(\Sigma, \Psi)$  are positive definite  $\mathbb{R}^{n \times n}$  matrices:

$$p(\vec{y}_i | \mathbf{m}) = \frac{p(\vec{y}_i | \theta, \mathbf{m}) p(\theta | \mathbf{m})}{p(\theta | \vec{y}_i, \mathbf{m})} = \int d\theta p(\vec{y}_i | \theta) p(\theta | \mathbf{m}). \quad (32)$$

In our case of placing a NIW evidential prior on a multivariate Gaussian likelihood function, *i.e.*,

$$p(\vec{y}_i | \mathbf{m}) = \int d\theta \mathcal{N}(\vec{y}_i | \theta) \text{NIW}(\theta | \mathbf{m}),$$

an analytical solution exists and can be parametrized with a multivariate  $t$ -distribution with  $\nu - n + 1$  DoF, *cf.* Sec. B.3::

$$p(\vec{y}_i | \mathbf{m}) = t_{\nu-n+1} \left( \vec{y}_i \middle| \vec{\mu}_0, \frac{1}{\nu-n+1} \frac{1+\kappa}{\kappa} \Psi \right) \quad (33a)$$

$$\begin{aligned} &= \frac{\Gamma(\frac{\nu+1}{2})}{\Gamma(\frac{\nu-n+1}{2})} \sqrt{\frac{\kappa^n}{(1+\kappa)^n} \frac{1}{\pi^n |\Psi|}} \times \left( 1 + \frac{\kappa}{1+\kappa} (\vec{y}_i - \vec{\mu}_0)^T \Psi^{-1} (\vec{y}_i - \vec{\mu}_0) \right)^{-\frac{\nu+1}{2}} \\ &= \frac{\Gamma(\frac{\nu+1}{2})}{\Gamma(\frac{\nu-n+1}{2})} \sqrt{\frac{\kappa^n}{(1+\kappa)^n} \frac{1}{\pi^n |\Psi|}} \times \left( \frac{|\Psi + \frac{\kappa}{1+\kappa} (\vec{y}_i - \vec{\mu}_0)(\vec{y}_i - \vec{\mu}_0)^T|}{|\Psi|} \right)^{-\frac{\nu+1}{2}}, \end{aligned} \quad (33b)$$

where we used Sylvester's determinant theorem,

$$|\Psi + c(\vec{\mu} - \vec{\mu}_0)(\vec{\mu} - \vec{\mu}_0)^T| = |\Psi| (1 + c(\vec{\mu} - \vec{\mu}_0)^T \Psi^{-1} (\vec{\mu} - \vec{\mu}_0)) \quad (34)$$

with  $c \in \mathbb{R}$ , to derive Eq. (33b). Obviously,  $p(\vec{y}_i | \mathbf{m})$  on its own is not capable of defining  $\mathbf{m}$  unambiguously. In particular, a fitting approach could be used to find  $\nu$ ,  $\vec{\mu}_0$  and the product  $(1 + \kappa)/\kappa \Psi$  from data. However, in order to disentangle the latter additional constraints have to be set, *e.g.*, via an additional regularization of  $\kappa$ .

Using this result we can compute the negative log likelihood loss  $\mathcal{L}_i^{\text{NLL}}$  for sample  $i$  as:

$$\begin{aligned} \mathcal{L}_i^{\text{NLL}} &= -\log p(\vec{y}_i | \mathbf{m}) \\ &= \log \Gamma\left(\frac{\nu-n+1}{2}\right) - \log \Gamma\left(\frac{\nu+1}{2}\right) \\ &\quad + \frac{n}{2} \log(\pi(1+\kappa)/\kappa) - \frac{\nu}{2} \log |\Psi| \\ &\quad + \frac{\nu+1}{2} \log \left| \Psi + \frac{\kappa}{1+\kappa} (\vec{y}_i - \vec{\mu}_0)(\vec{y}_i - \vec{\mu}_0)^T \right|, \end{aligned} \quad (35a)$$

or, alternatively, using a slightly different parametrization of  $\mathbf{m}$  with  $\Psi \equiv \nu \Sigma_0$ :

$$\begin{aligned} \mathcal{L}_i^{\text{NLL}} &= \log \Gamma\left(\frac{\nu-n+1}{2}\right) - \log \Gamma\left(\frac{\nu+1}{2}\right) \\ &\quad + \frac{n}{2} \log(\nu\pi(1+\kappa)/\kappa) - \frac{\nu}{2} \log |\Sigma_0| \\ &\quad + \frac{\nu+1}{2} \log \left| \Sigma_0 + \frac{\kappa}{1+\kappa} \frac{1}{\nu} (\vec{y}_i - \vec{\mu}_0)(\vec{y}_i - \vec{\mu}_0)^T \right|. \end{aligned} \quad (35b)$$

We note that in the univariate case,  $n = 1$ , Eq. (33a) becomes a non-standardized Student's  $t$ -distribution with  $\nu$  DoF:

$$\begin{aligned} p(y_i|\mathbf{m}) &= \text{St}_\nu \left( y_i \middle| \mu_0, \frac{1+\kappa}{\kappa} \sigma_0^2 \right) \\ &= \frac{\Gamma(\frac{\nu+1}{2})}{\Gamma(\frac{\nu}{2})} \sqrt{\frac{\kappa}{1+\kappa} \frac{1}{\pi \nu \sigma_0^2}} \left( 1 + \frac{1}{\nu} \frac{\kappa}{1+\kappa} \frac{(y - \mu_0)^2}{\sigma_0^2} \right)^{-\frac{\nu+1}{2}} \end{aligned}$$

and Eq. (35a) reduces to

$$\begin{aligned} \mathcal{L}_i^{\text{NLL}} &= -\log p(\tilde{y}_i|\mathbf{m}) \\ &= \log \Gamma\left(\frac{\nu}{2}\right) - \log \Gamma\left(\frac{\nu+1}{2}\right) \\ &\quad + \frac{1}{2} \log(\pi/\kappa) - \frac{\nu}{2} \log(\nu \sigma_0^2 (1+\kappa)) \\ &\quad + \frac{\nu+1}{2} \log(\nu \sigma_0^2 (1+\kappa) + \kappa(y_i - \mu_0)^2) \end{aligned}$$

and thus reproduces the findings of Ref. [1] with  $\nu = 2\alpha$ ,  $\nu \sigma_0^2 = 2\beta$ ,  $\kappa = v$  and  $\mu_0 = \gamma$ . Similar to the multivariate case,  $p(y, \mathbf{m})$  on its own is not sufficient to define  $\mathbf{m}$  unambiguously. (In Ref. [1] this is done via the evidence regularizer,  $\mathcal{L}_i^{\text{R}}(\mathbf{w})$ .)

### B.3 Analytical derivation of the model evidence

One way to derive Eq. (33a) is to, first, use the fact that arguments can be shifted within the product of the two multivariate normal distributions  $\mathcal{N}(\tilde{y}_i|\tilde{\mu}, \Sigma)$  and  $\mathcal{N}(\tilde{\mu}|\tilde{\mu}_0, \Sigma/\kappa)$ ,

$$\begin{aligned} \mathcal{N}(\tilde{y}_i|\tilde{\mu}, \Sigma) \times \mathcal{N}(\tilde{\mu}|\tilde{\mu}_0, \Sigma/\kappa) &= \mathcal{N}(\tilde{\mu}|\tilde{y}_i, \Sigma) \times \mathcal{N}(\tilde{\mu}|\tilde{\mu}_0, \Sigma/\kappa) \\ &= \mathcal{N}\left(\tilde{y}_i \middle| \tilde{\mu}_0, \frac{1+\kappa}{\kappa} \Sigma\right) \times \mathcal{N}\left(\tilde{\mu} \middle| \frac{\tilde{y}_i + \kappa \tilde{\mu}_0}{1+\kappa}, \frac{1}{1+\kappa} \Sigma\right), \end{aligned} \quad (36)$$

which we use to separate the integration parameter  $\tilde{\mu}_0$ . Secondly, the normal distribution (27b) of a Normal-Inverse-Wishart distribution can be partially absorbed by the Inverse-Wishart distribution using a similar trick and Eq. (34),

$$\begin{aligned} \text{NIW}(\tilde{\mu}, \Sigma|\tilde{\mu}_0, \Psi, \kappa, \nu) &= \mathcal{N}(\tilde{\mu}|\tilde{\mu}_0, \Sigma/\kappa) \times \mathcal{W}^{-1}(\Sigma|\Psi, \nu) \\ &= t_{\nu-n+1}\left(\tilde{\mu} \middle| \tilde{\mu}_0, \frac{1}{\nu-n+1} \Psi/\kappa\right) \times \mathcal{W}^{-1}\left(\Sigma|\Psi + \kappa(\tilde{\mu} - \tilde{\mu}_0)(\tilde{\mu} - \tilde{\mu}_0)^T, \nu+1\right), \end{aligned} \quad (37)$$

allowing for a straightforward integration of  $\Sigma$ . Using both we can evaluate integral (32):

$$\begin{aligned} \int d\theta p(\tilde{y}_i|\theta) p(\theta|\mathbf{m}) &= \iint d\tilde{\mu}_0 d\Sigma \mathcal{N}(\tilde{y}_i|\tilde{\mu}, \Sigma) \times \mathcal{N}(\tilde{\mu}|\tilde{\mu}_0, \Sigma/\kappa) \times \mathcal{W}^{-1}(\Sigma|\Psi, \nu) \\ &\stackrel{(36)}{=} \int d\Sigma \left[ \int d\tilde{\mu} \mathcal{N}\left(\tilde{\mu} \middle| \frac{\tilde{y}_i + \kappa \tilde{\mu}_0}{1+\kappa}, \frac{1}{1+\kappa} \Sigma\right) \right] \times \mathcal{N}\left(\tilde{y}_i \middle| \tilde{\mu}_0, \frac{1+\kappa}{\kappa} \Sigma\right) \times \mathcal{W}^{-1}(\Sigma|\Psi, \nu) \\ &\stackrel{(31a)}{=} \int d\Sigma \mathcal{N}\left(\tilde{y}_i \middle| \tilde{\mu}_0, \frac{1+\kappa}{\kappa} \Sigma\right) \mathcal{W}^{-1}(\Sigma|\Psi, \nu) \\ &\stackrel{(30)}{=} \int d\Sigma \text{NIW}\left(\tilde{y}_i, \Sigma \middle| \tilde{\mu}_0, \Psi, \frac{\kappa}{1+\kappa}, \nu\right) \\ &\stackrel{(37)}{=} t_{\nu-n+1}\left(\tilde{y}_i \middle| \tilde{\mu}_0, \frac{1+\kappa}{\kappa(\nu-n+1)} \Psi\right) \\ &\quad \times \int d\Sigma \mathcal{W}^{-1}\left(\Sigma \middle| \Psi + \frac{\kappa}{1+\kappa} (\tilde{y}_i - \tilde{\mu}_0)(\tilde{y}_i - \tilde{\mu}_0)^T, \nu+1\right) \\ &\stackrel{(31b)}{=} t_{\nu-n+1}\left(\tilde{y}_i \middle| \tilde{\mu}_0, \frac{1+\kappa}{\kappa(\nu-n+1)} \Psi\right). \end{aligned}$$