

# Large-scale IRS-aided MIMO over Double-scattering Channel: An Asymptotic Approach

Xin Zhang\*, Xianghao Yu\*, S.H. Song\*, and Khaled B. Letaief†

\*Dept. of ECE, The Hong Kong University of Science and Technology, Hong Kong

†Peng Cheng Laboratory, Shenzhen 518066, China

Email: \*xzhangfe@connect.ust.hk, \*{eeyu, eeshsong, eekhaled}@ust.hk

**Abstract**—Intelligent reflecting surface (IRS) is a promising enabler for next-generation wireless communications due to its reconfigurability and high energy efficiency in improving the propagation condition of channels. In this paper, we consider a large-scale IRS-aided multiple-input-multiple-output (MIMO) communication system in which statistical channel state information (CSI) is available at the transmitter. By leveraging random matrix theory, we first derive a deterministic approximation (DA) of the ergodic rate with low computation complexity and prove the existence and uniqueness of the DA parameters. Then, we propose an alternating optimization algorithm to obtain a locally optimal solution for maximizing the DA with respect to phase shifts and signal covariance matrices. Numerical results will show that the DA is tight and our proposed method can improve the ergodic rate effectively.

## I. INTRODUCTION

Recently, intelligent reflecting surface (IRS) has been proposed as a promising enabling technology for high-capacity future wireless communications systems, due to its ability to customize wireless propagation environment [1]. With smartly controlled phase shifters, IRSs can change the end-to-end signal propagation direction and improve coverage with low energy consumption because of its passive nature.

In IRS-assisted wireless systems, the numbers of antennas and reflecting elements are typically large to compensate the additionally increased path loss. In addition, two reflecting channels have to be estimated without active radio frequency chains at IRSs, which introduces new challenges and high overhead in acquiring instantaneous channel state information (CSI). More importantly, it is impractical to adaptively change the phase shifts according to instantaneous CSI. To address this issue, several works considered the analysis and design of IRS-assisted wireless systems based on statistical CSI [2]–[4]. In [2] and [3], the authors first derived an accurate deterministic approximation (DA) of the minimum signal-to-interference-plus-noise-ratio (SINR) and ergodic rate, respectively, by utilizing random matrix theory (RMT). Then, based on the DA, the minimum SINR of a multiuser multiple-input-single-output (MISO) system was maximized in [2] by designing the optimal linear precoder, while the phase shifts and the covariance matrix of the transmitted signal were jointly optimized to maximize the ergodic rate for a multiple-input-multiple-output (MIMO) system in [3]. In [4], a closed-

form expression for the ergodic rate of a MISO system with distributed IRSs was obtained and an efficient phase shift design algorithm was proposed to maximize the ergodic rate.

However, most of existing works were conducted under the assumption of rich rank channel matrices, i.e., Rayleigh [3] and Rician [4] fading channel models, which may not be the case in IRS-assisted systems. In particular, IRSs are typically deployed to help wireless transmission with poor propagation conditions, e.g., limited scattering, which leads to a low-rank channel matrix. As a more general channel model, the double-scattering channel was proposed to characterize more complex channel scenarios, e.g., rank deficiency and spatial correlation, and is of great interests [5], [6], [7]. In particular and to the best of our knowledge, the analysis and design of large-scale IRS-aided MIMO systems with statistical CSI over double-scattering channel has not been studied in the literature.

In this paper, we consider deploying an IRS to assist a point-to-point MIMO communication system over double-scattering fading channels, where the direct link between the transmitter and the receiver is blocked. Our objective is to maximize the ergodic rate by optimizing the phase shifts at the IRS and the signal covariance matrix at the transmitter with statistical CSI. To achieve this goal, a DA of the ergodic rate is first derived by capitalizing on the Stieltjes and Shannon transform [8]. The DA is proved to be tight when the dimensions of all channel correlation matrices increase in the same order. Meanwhile, we prove the existence and uniqueness of the DA parameters. Since the alternating optimization (AO) framework is shown to be efficient in solving IRS optimization problems [9], [10], to maximize the DA of the ergodic rate, an AO algorithm is proposed to jointly optimize the phase shift matrix and signal covariance matrix. Numerical results indicate that the asymptotic approximation is tight even for small-scale system settings and demonstrate the effectiveness of the proposed AO algorithm.

The rest of this paper is organized as follows. In Section II, we introduce double-scattering channel model and formulate the problem. In Section III, an asymptotic approximation of ergodic rate is presented. In Section IV, an algorithm is proposed to design the optimal signal covariance and phase shift matrix based on the derived approximation. Numerical results in Section V validate the tightness of our approximations and

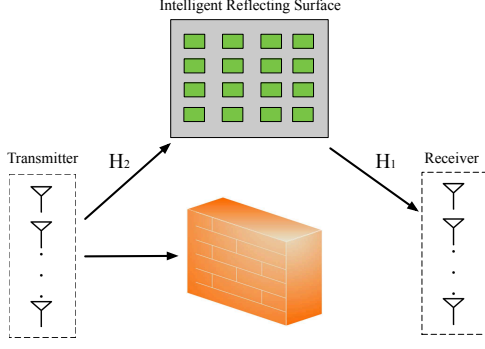


Fig. 1. An IRS-aided MIMO communication system.

the effectiveness of the proposed algorithm. Finally, Section VI concludes the paper with the notations used throughout the paper listed in the footnote<sup>1</sup>.

## II. IRS-AIDED COMMUNICATION

As shown in Fig. 1, we consider the downlink of an IRS-aided MIMO communication system, where there is a base station (BS) with  $n_T$  transmitter antennas and a user with  $n_R$  receive antennas. An IRS is deployed to establish favorable communication links for the user that would otherwise be blocked. The IRS is assumed to be implemented by  $n_L$  passive phase shifters. Therefore, the received signal  $\mathbf{y}$  at the receiver is given by

$$\mathbf{y} = \mathbf{H}_1 \mathbf{\Phi} \mathbf{H}_2 \mathbf{s} + \mathbf{n}, \quad (1)$$

where  $\mathbf{s} \in \mathbb{C}^{n_T}$  represents the transmitted signal and  $\mathbf{n} \in \mathbb{C}^{n_R}$  denotes the additive white Gaussian noise with variance  $\sigma^2$ .  $\mathbf{H}_1 \in \mathbb{C}^{n_R \times n_L}$  represents the channel matrix from the IRS to user and  $\mathbf{H}_2 \in \mathbb{C}^{n_L \times n_T}$  represents the channel matrix from the BS to IRS.  $\mathbf{\Phi} = \text{diag}(\phi_1, \phi_2, \dots, \phi_{n_L})$  with  $\phi_i = e^{j\theta_i}$ ,  $i = 1, 2, \dots, n_L$  represents the phase shifts implemented at the IRS. The normalized ergodic rate of the MIMO channel is given by

$$R(\mathbf{\Phi}, \mathbf{Q}) = \frac{1}{n_R} \mathbb{E} \left[ \log \det \left( \mathbf{I} + \frac{1}{\sigma^2} \mathbf{H}_1 \mathbf{\Phi} \mathbf{H}_2 \mathbf{Q} \mathbf{H}_2^H \mathbf{\Phi}^H \mathbf{H}_1^H \right) \right], \quad (2)$$

with unit bits per second per Hz per antenna, where  $\mathbf{Q} = \mathbb{E}[\mathbf{s}\mathbf{s}^H]$  represents the covariance matrix of the transmitted signal and the expectation is taken over all random matrices, e.g.,  $\mathbf{H}_1, \mathbf{H}_2$ .

<sup>1</sup>**Notations.** Throughout this paper, we use boldfaced lowercase letters to represent column vectors and boldfaced uppercase letters to represent matrices. The notation  $\mathbb{H}^N$  denotes the space of  $N$ -dimensional Hermitian matrices.  $\mathbb{E}[x]$  represents the expectation of random variable  $x$ . Furthermore,  $\text{diag}(\mathbf{a})$  represents a square diagonal matrix with the elements of the vector  $\mathbf{a}$  constituting the main diagonal. The superscript 'H' represents the Hermitian transpose, while  $\text{Tr}(\mathbf{A})$  and  $\|\mathbf{A}\|$  represent the trace and spectral norm of  $\mathbf{A}$ , respectively. Function  $(x)^+ = \max\{0, x\}$ . Additionally,  $\xrightarrow{a.s.}$  is used to represent converging almost surely.

## A. Channel Model

In this paper, we consider the double-scattering channel [6], which is more general than the Rayleigh channel and accounts for rank-deficient and spatial correlation effects in IRS-assisted wireless systems. With the double-scattering model, the channel matrix can be written as

$$\mathbf{H}_i = \mathbf{R}_i^{\frac{1}{2}} \mathbf{X}_i \mathbf{S}_i^{\frac{1}{2}} \mathbf{Y}_i \mathbf{D}_i^{\frac{1}{2}}, \quad i = 1, 2. \quad (3)$$

where  $\mathbf{R}_i \in \mathbb{H}^{n_{R_i}}$ ,  $\mathbf{S}_i \in \mathbb{H}^{n_{S_i}}$  and  $\mathbf{D}_i \in \mathbb{H}^{n_{D_i}}$  represent the transmit, scatterer, and receive correlation matrices, respectively, and  $n_{S_i}$  denotes the number of scatterers. Correspondingly, we have  $n_R = n_{R_1}, n_L = n_{D_1} = n_{R_2}$  and  $n_{D_2} = n_T$ .  $\mathbf{X}_i \in \mathbb{C}^{n_{R_i} \times n_{S_i}}$  and  $\mathbf{Y}_i \in \mathbb{C}^{n_{S_i} \times n_{D_i}}$  are independent and their entries  $X_{i,j}$  and  $Y_{i,j}$  are independent and identically distributed (i.i.d.) complex zero-mean Gaussian random variables with variance  $\frac{1}{n_S}$  and  $\frac{1}{n_D}$ , respectively.

## B. Problem Formulation

Our objective is to maximize the normalized ergodic rate with respect to the phase shift matrix  $\mathbf{\Phi}$  and signal covariance matrix  $\mathbf{Q}$  under energy constraints, which can be formulated as

$$\begin{aligned} \mathcal{P1} : \quad & \max_{\mathbf{Q}, \mathbf{\Phi}} R(\mathbf{\Phi}, \mathbf{Q}), \\ & \text{s.t. } \text{Tr}(\mathbf{Q}) \leq n_T P, \quad \mathbf{Q} \succeq 0, \\ & \quad \mathbf{\Phi} = \text{diag}\{\phi_1, \dots, \phi_{n_L}\}, \quad |\phi_i| = 1, \quad i = 1, \dots, n_L. \end{aligned} \quad (4)$$

The challenge of solving  $\mathcal{P1}$  comes from two aspects. First, the objective function is an expectation form over four random matrices, which is usually evaluated by numerical methods with a huge amount of computation payload. Second, the feasible set of  $\mathcal{P1}$  is highly non-convex due to the uni-modular constraints on phase shifts.

## III. AN ASYMPTOTIC APPROXIMATION FOR ERGODIC RATE WITH DOUBLE-SCATTERING CHANNEL

Since there are two random matrices in (3), it is challenging to evaluate (2), not only in closed forms but also via numerical methods. Therefore, an accurate and computationally-efficient approximation is desired. In this section, we leverage random matrix theory to derive the DA of the normalized ergodic rate. First of all, we present two assumptions, based on which the DA is developed.

**Assumption 1:** Letting  $\alpha_{R_i, S_j} = \frac{n_{R_i}}{n_{S_j}}, \alpha_{S_i, D_j} = \frac{n_{S_i}}{n_{D_j}}$ , there holds  $0 < \liminf \alpha_{R_i, S_j} < \infty, 0 < \liminf \alpha_{S_i, D_j} < \infty, i, j = 1, 2$ .

This assumption indicates that the scale of the IRS and the numbers of antennas and scatterers grow in the same order.

**Assumption 2:**  $\limsup \|\mathbf{R}_i\| < \infty, \limsup \|\mathbf{S}_i\| < \infty$  and  $\limsup \|\mathbf{T}_i\| < \infty$ , for  $i = 1, 2$ , where

$$\begin{cases} \mathbf{T}_1 = \mathbf{\Phi}^H \mathbf{D}_1 \mathbf{\Phi}, \\ \mathbf{T}_2 = \mathbf{D}_2^{\frac{1}{2}} \mathbf{Q} \mathbf{D}_2^{\frac{1}{2}}. \end{cases} \quad (5)$$

The normalized ergodic rate in (2) can be written as

$$R(\mathbf{\Phi}, \mathbf{Q}) = \frac{1}{n_{R_1}} \mathbb{E} \left[ \log \det \left( \mathbf{I} + \frac{1}{\sigma^2} \mathbf{B} \right) \right], \quad (6)$$

where the notations  $\mathbf{B} = \mathbf{H}'\mathbf{H}'^H$ ,  $\mathbf{H}' = \mathbf{H}'_1\mathbf{H}'_2$  and  $\mathbf{H}'_i = \mathbf{R}_i^{\frac{1}{2}}\mathbf{X}_i\mathbf{S}_i^{\frac{1}{2}}\mathbf{Y}_i\mathbf{T}_i^{\frac{1}{2}}$ . The matrix  $\Phi^H$  can be omitted because  $\mathbf{Y}_i\Phi^H$  has the same statistical properties as  $\mathbf{Y}_i$  due to the unitary-invariant attribute of the Gaussian distribution. According to Shannon transform [11], we have

$$R(\Phi, \mathbf{Q}) = \int_{\frac{1}{\sigma^2}}^{\infty} \frac{1}{z} - \mathbb{E}[m_{\mathbf{B}}(z)] dz = R(\sigma^2), \quad (7)$$

where

$$m_{\mathbf{B}}(z) = \frac{1}{n_{R_1}} \text{Tr} \left( (z\mathbf{I} + \mathbf{B})^{-1} \right), \quad (8)$$

which is the Stieltjes transform of the limiting spectral distribution (LSD) of matrix  $\mathbf{B}$  for  $z \in \mathbb{C} - \mathbb{R}^-$ .

Hence, it is essential to derive an asymptotic approximation of  $\mathbb{E}[m_{\mathbf{B}}(z)]$  and we have the following theorem regarding the approximation.

**Theorem 1:** The DA of  $\mathbb{E}[m_{\mathbf{B}}(z)]$  is given by

$$\mathbb{E}[m_{\mathbf{B}}(z)] \xrightarrow{n_{R_1} \rightarrow \infty} \frac{1}{n_{R_1}} \text{Tr} \left( (z\mathbf{I} + h_2 h_3 h_4 h_5 \mathbf{R}_1)^{-1} \right), \quad (9)$$

where  $h_i, i = 1, 2, \dots, 5$ , satisfy the following system of equations with a unique positive solution

$$h_1 = \frac{1}{n_{R_1}} \text{Tr} \left( \mathbf{R}_1 (z\mathbf{I} + h_2 h_3 h_4 h_5 \mathbf{R}_1)^{-1} \right), \quad (10a)$$

$$h_2 = \frac{1}{n_{S_1}} \text{Tr} \left( \mathbf{S}_1 (\mathbf{I} + \alpha_{R_1, S_1} h_1 h_3 h_4 h_5 \mathbf{S}_1)^{-1} \right), \quad (10b)$$

$$h_3 = \frac{1}{n_{T_1}} \text{Tr} \left( \mathbf{T}_1^{\frac{1}{2}} \mathbf{R}_2 \mathbf{T}_1^{\frac{1}{2}} \left( \mathbf{I} + \alpha_{R_1, T_1} h_1 h_2 h_4 h_5 \mathbf{T}_1^{\frac{1}{2}} \mathbf{R}_2 \mathbf{T}_1^{\frac{1}{2}} \right)^{-1} \right), \quad (10c)$$

$$h_4 = \frac{1}{n_{S_2}} \text{Tr} \left( \mathbf{S}_2 (\mathbf{I} + \alpha_{R_1, S_2} h_1 h_2 h_3 h_5 \mathbf{S}_2)^{-1} \right), \quad (10d)$$

$$h_5 = \frac{1}{n_{T_2}} \text{Tr} \left( \mathbf{T}_2 (\mathbf{I} + \alpha_{R_1, T_2} h_1 h_2 h_3 h_4 \mathbf{T}_2)^{-1} \right). \quad (10e)$$

*Proof:* Please refer to Appendix A. ■

Note that  $\mathbf{R}_i, \mathbf{S}_i, \mathbf{T}_i, i = 1, 2$  can be arbitrary positive semi-definite matrices. Based on **Theorem 1** and (7), we further have the following result for DA of  $R(\Phi, \mathbf{Q})$ .

**Theorem 2:** The DA of  $R(\Phi, \mathbf{Q})$  is given by

$$R(\Phi, \mathbf{Q}) \xrightarrow{n_{R_1} \rightarrow \infty} \bar{R}(\Phi, \mathbf{Q}), \quad (11)$$

where  $\bar{R}(\Phi, \mathbf{Q})$  is given in (12) at the bottom of this page.

*Proof:* Please refer to Appendix B. ■

#### IV. OPTIMIZATION OF THE SIGNAL COVARIANCE MATRIX AND PHASE SHIFT MATRIX

In this section, based on the derived DA in (12), we propose an AO algorithm to jointly optimize the phase shift matrix  $\Phi$  and signal covariance matrix  $\mathbf{Q}$  to maximize the ergodic rate.

##### A. Problem Reformulation

We adopt the DA form derived in (12) as an asymptotic approximation of the objective function in  $\mathcal{P}1$ . Hence, we restate the DA optimization problem as follows:

$$\begin{aligned} \mathcal{P}2: \quad & \max_{\mathbf{Q}, \Phi} \bar{R}(\Phi, \mathbf{Q}), \\ \text{s.t.} \quad & \text{Tr}(\mathbf{Q}) \leq n_{D_2} P, \quad \mathbf{Q} \succeq 0, \\ & \Phi = \text{diag} \{ \phi_1, \dots, \phi_{n_L} \}, |\phi_i| = 1, i = 1, \dots, n_L. \end{aligned} \quad (13)$$

Due to the non-convexity of  $\mathcal{P}2$ , we resort to the AO technique to jointly optimize  $\Phi$  and  $\mathbf{Q}$ . Specifically, a  $(n_L + 1)$ -block AO approach is developed, where the correlation matrix of the transmitted signal and the phase shifts of the IRS are optimized alternately.

##### B. Signal Covariance Matrix Optimization

With a given  $\Phi$ ,  $\mathcal{P}2$  is the maximization of concave function with convex constraints and it becomes

$$\begin{aligned} \mathcal{P}3: \quad & \max_{\mathbf{Q}} \frac{1}{n_{R_1}} \log \det(\mathbf{I} + \alpha_{R_1, D_2} h_1 h_2 h_3 h_4 \mathbf{D}_2 \mathbf{Q}) \\ \text{s.t.} \quad & \text{Tr}(\mathbf{Q}) \leq n_{D_2} P. \end{aligned} \quad (14)$$

In fact,  $\mathcal{P}3$  can be directly solved by the standard water-filling method and its optimal solution is given by

$$\hat{\mathbf{Q}} = \mathbf{U} \mathbf{\Lambda}_Q \mathbf{U}^H, \quad (15)$$

where the unitary matrix  $\mathbf{U}$  and the diagonal matrix  $\mathbf{\Lambda}_{D_2}$  satisfy  $\mathbf{D}_2 = \mathbf{U} \mathbf{\Lambda}_{D_2} \mathbf{U}^H$ . The diagonal matrix  $\mathbf{\Lambda}_Q = (\frac{1}{\mu} \mathbf{I} - \frac{1}{\alpha_{R_1, D_2} h_1 h_2 h_3 h_4} \mathbf{\Lambda}_{D_2}^{-1})^+$ , and  $\mu$  is determined by the constraint  $\text{Tr}(\hat{\mathbf{Q}}) = \text{Tr}(\mathbf{\Lambda}_Q) = n_{D_2} P$ .

##### C. Phase Shift Matrix Optimization

By fixing  $\mathbf{Q}$  and defining  $\beta = \alpha_{R_1, D_1} h_1 h_2 h_4 h_5$ ,  $\mathcal{P}2$  is transformed to the following sub-problem with respect to  $\Phi$

$$\begin{aligned} \mathcal{P}4: \quad & \max_{\Phi} f(\Phi) = \frac{1}{n_{R_1}} \log \det(\mathbf{I} + \beta \mathbf{D}_1 \Phi \mathbf{R}_2 \Phi^H), \\ \text{s.t.} \quad & \Phi = \text{diag} \{ \phi_1, \dots, \phi_{n_L} \}, |\phi_i| = 1, i = 1, \dots, n_L. \end{aligned} \quad (16)$$

Due to the uni-modular constraint for each phase shift,  $\mathcal{P}4$  is a non-convex problem with regard of the reflecting matrix  $\Phi$ . Alternately, we optimize one phase shift  $\phi_i$  while fixing the others, which leads to an  $(n_L + 1)$ -block AO. The subproblem to be solved in each block is given by

$$\mathcal{P}5: \quad \max_{\phi_i} g_i(\phi_i) = \frac{1}{n_{R_1}} \log \det(\mathbf{F}_i + \phi_i \mathbf{G}_i + \phi_i^* \mathbf{G}_i^H), \quad (17)$$

---


$$\begin{aligned} \bar{R}(\Phi, \mathbf{Q}) = \frac{1}{n_{R_1}} & \left[ \log \det \left( \mathbf{I} + \frac{1}{\sigma^2} h_2 h_3 h_4 h_5 \mathbf{R}_1 \right) + \log \det(\mathbf{I} + \alpha_{R_1, S_1} h_1 h_3 h_4 h_5 \mathbf{S}_1) + \log \det(\mathbf{I} + \alpha_{R_1, S_2} h_1 h_2 h_3 h_5 \mathbf{S}_2) \right. \\ & \left. + \log \det(\mathbf{I} + \alpha_{R_1, D_1} h_1 h_2 h_4 h_5 \mathbf{D}_1 \Phi \mathbf{R}_2 \Phi^H) + \log \det \left( \mathbf{I} + \alpha_{R_1, D_2} h_1 h_2 h_3 h_4 \mathbf{D}_2^{\frac{1}{2}} \mathbf{Q} \mathbf{D}_2^{\frac{1}{2}} \right) \right] - 4 h_1 h_2 h_3 h_4 h_5 \end{aligned} \quad (12)$$

where

$$\mathbf{F}_i = \mathbf{I} + \beta \left[ \left( \sum_{j \neq i} \phi_j \mathbf{d}_j \mathbf{r}_j^H \right) \left( \sum_{j \neq i} \phi_j \mathbf{d}_j \mathbf{r}_j^H \right)^H + \mathbf{d}_i \mathbf{r}_i^H \mathbf{r}_i \mathbf{d}_i^H \right], \quad (18)$$

$$\mathbf{G}_i = \beta \sum_{j \neq i} \phi_j^H \mathbf{d}_i \mathbf{r}_i^H \mathbf{r}_j \mathbf{d}_j^H.$$

Here  $\mathbf{d}_j$  is the  $j$ -th column of the matrix  $\mathbf{D}_1^{\frac{1}{2}}$  and  $\mathbf{r}_j$  is the  $j$ -th column of the matrix  $\mathbf{R}_2^{\frac{1}{2}}$ . Although  $\mathcal{P}5$  is non-convex, it has a closed-form optimal solution given by

$$\phi_i^{opt} = \begin{cases} \exp(-j \arg \{\lambda_i\}), \lambda_i \neq 0, \\ 1, \lambda_i = 0. \end{cases} \quad (19)$$

Here  $\lambda_i = \text{Tr}(\mathbf{F}_i^{-1} \mathbf{G}_i)$ , which is also the only non-zero eigenvalue of  $\mathbf{F}_i^{-1} \mathbf{G}_i$  when  $\text{Tr}(\mathbf{F}_i^{-1} \mathbf{G}_i) \neq 0$ .

**Remark:** Different from [3], a closed-form solution for the sub-optimization of phase shift is adopted, which guarantees that the DA is non-decreasing while the projected gradient method may be limited by the unit-modular constraint.

---

### Algorithm 1 Alternating Optimization on Phase Shift Matrix $\Phi$ and Signal Covariance Matrix $\mathbf{Q}$

---

**Input:**  $\Phi^{(0)}$ ,  $\mathbf{Q}^{(0)}$ , and set  $t = 0$ .

1: **repeat**

2: Compute  $h_i, i = 1, \dots, 5$  according to (10) with given  $\Phi^{(t)}$  and  $\mathbf{Q}^{(t)}$ .

3: **for**  $j = 1, \dots, n_L$  **do**

4: Compute  $\mathbf{F}_j$  and  $\mathbf{G}_j$  by (18).

5: Solve optimal  $\phi_j$  by (19) and update them in  $\Phi^{(t+1)}$ .

6: **end for**

7: Compute  $h_i, i = 1, \dots, 5$  according to (10) with  $\Phi^{(t+1)}$ .

8: Obtain optimal  $\mathbf{Q}^{(t+1)}$  with given  $\Phi^{(t+1)}$  by (15).

9:  $t \leftarrow t + 1$

10: **until** Convergence.

**Output:**  $\Phi^t, \mathbf{Q}^t$ .

---

### D. AO Algorithm

Based on the results in Sections IV-B and IV-C, the overall AO algorithm is summarized in **Algorithm 1**. It is worth noting that for both subproblems  $\mathcal{P}3$  and  $\mathcal{P}5$ , the unique globally optimal solution can be obtained. Therefore, the overall AO algorithm is guaranteed to converge to a locally optimal solution of  $\mathcal{P}2$ .

## V. NUMERICAL RESULTS

In this section, numerical results are provided to validate the effectiveness of the proposed methods. Considering a double scattering channel [7], the  $(l, m)$ -th entry of the correlation matrix is given by

$$[\mathbf{C}(\phi, N, d)]_{l,m} = \frac{1}{N_s} \sum_{n=\frac{1-N_s}{2}}^{\frac{N_s-1}{2}} \exp \left( j 2\pi d (l-m) \sin \left( \frac{n\phi}{1-N_s} \right) \right), \quad (20)$$

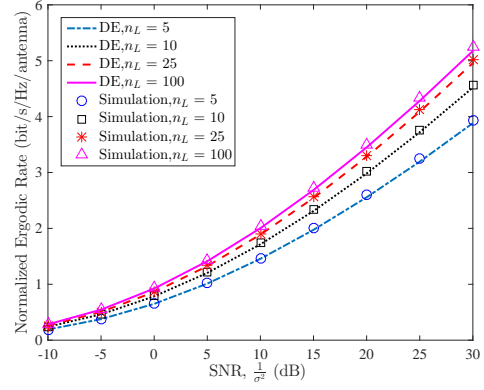


Fig. 2. Normalized ergodic rate versus SNR.

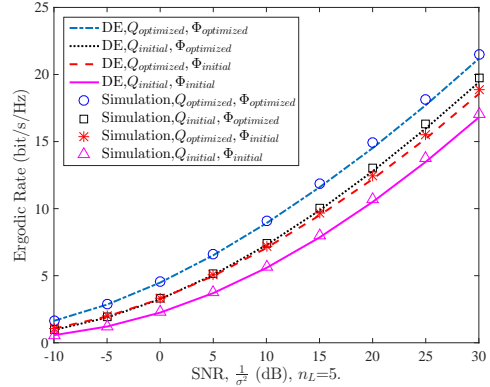


Fig. 3. Optimized ergodic rate,  $n_L = 5$ .

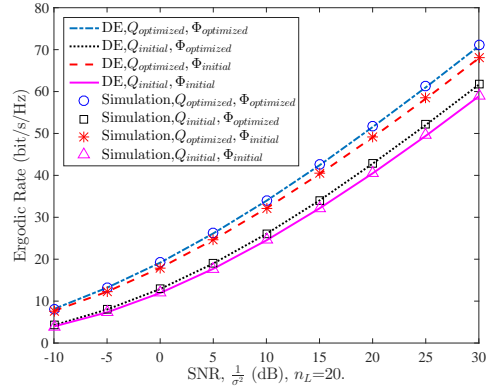


Fig. 4. Optimized ergodic rate,  $n_L = 20$ .

where  $\phi$  represents the angular spread of the signals,  $d$  is the antenna spacings, and  $N_s$  is the number of the scatters. Thus, we have  $\mathbf{R} = \mathbf{C}(\phi_r, n_s, d_r)$ ,  $\mathbf{S} = \mathbf{C}(\phi_s, n_s, d_s)$ , and  $\mathbf{D} = \mathbf{C}(\phi_t, n_s, d_t)$  in (3). The key parameters are set as:  $n_s = n_{R_1}$ ,  $\phi = \frac{\pi}{6}$ ,  $d_t = d_r = 0.5$ , and  $d_s = 2$ .

In Fig. 2, we show the comparison between DA in (12) and Monte-Carlo simulation results. The parameters are set as  $\mathbf{Q} = \mathbf{I}$ ,  $\Phi = \mathbf{I}$ ,  $n_{R_1} = n_{D_2} = n_{S_1} = n_{S_2} = 5$ ,  $n_{D_1} = n_{R_2} = n_L$ , and  $n_L = \{5, 10, 50, 100\}$ . The number of realizations in Monte-Carlo is 2000. It can be observed from Fig. 2 that the derived DA can approximate the normalized ergodic rate

accurately and the approximation remains tight even for the low dimension case ( $n_L = 5$ ). The benefit of increasing the IRS dimension ( $n_L$ ) on the normalized ergodic rate is also illustrated.

In Fig. 3 and Fig. 4, we compare the ergodic rate, which equals to  $n_{R_1}$  times of the normalized, for 4 different optimization schemes with  $n_L = 5$  and  $n_L = 20$ , respectively. The parameters are set as  $P = 1$ ,  $n_{R_1} = n_{R_2} = n_{S_1} = n_{S_2} = n_{D_1} = n_{D_2} = n_L$  and others are the same as those in Fig. 2. We initialize  $\mathbf{Q}$  to be  $\mathbf{I}$  and  $\Phi$  to be  $\phi_i = e^{\frac{j2\pi i}{n_L}}$ ,  $i = 1, 2, \dots, n_L$ . For both cases with  $n_L = 5$  and 20, the ergodic rates achieved by **Algorithm 1** significantly outperform the other three baselines, which shows the effectiveness of the proposed AO algorithm.

The comparison between the performance with initial  $\mathbf{Q}$  and optimized  $\Phi$  and that with initial  $\Phi$  and optimized  $\mathbf{Q}$  is also included. The former outperforms the latter when  $n_L = 5$  while the latter outperforms the former when  $n_L = 20$ . This indicates that the priority of optimizing signal covariance matrix and phase shifts matrix may change in different systems, while joint optimization is always recommended to obtain the best performance. Furthermore, the derived DA after scaling with the factor  $n_{R_1}$  can approximate the ergodic rate accurately, which indicates that the approximation error of the DA may be at most  $o(\frac{1}{n_{R_1}})$  and the DA is very accurate.

## VI. CONCLUSIONS

In this paper, we considered the large-scale IRS-aided MIMO down link system over double-scattering fading channels. With statistical CSI, we maximized the ergodic rate by optimizing the transmit signal covariance and phase shift matrices. For that purpose, we first derived a DA of the ergodic rate, which is accurate and computationally efficient. Then, an AO algorithm was proposed to obtain the optimal transmit covariance matrix and phase shifts, respectively. Numerical results demonstrated not only the tightness of the DA but also the effectiveness of our proposed algorithm in improving the ergodic rate.

### APPENDIX A PROVE OF THEOREM 1

*Proof:* The proof includes two parts. First we derive the DA form of  $\mathbb{E}[m_{\mathbf{B}}(z)]$  through an iterative approach. Then, we show the existence and uniqueness of the solution of (10) using the *standard interference function* theory [12].

Here we use an iterative approach to erase the randomness of each  $\mathbf{X}_i$  and  $\mathbf{Y}_i$ ,  $i = 1, 2, j = 1, 2$ . Let  $\tilde{\mathbf{T}} = \mathbf{S}_1^{\frac{1}{2}} \mathbf{Y}_1 \mathbf{T}_1^{\frac{1}{2}} \mathbf{R}_2^{\frac{1}{2}} \mathbf{X}_2 \mathbf{S}_2^{\frac{1}{2}} \mathbf{Y}_2 \mathbf{T}_2 \mathbf{S}_2^{\frac{1}{2}} \mathbf{Y}_2^H \mathbf{R}_2^{\frac{1}{2}} \mathbf{Y}_1^H \mathbf{S}_1^{\frac{1}{2}}$  and consider  $\tilde{\mathbf{T}}$  as a deterministic matrix. Under our assumptions in section III, by theorem 1 in [13], we have:

$$m_{\mathbf{B}|\tilde{\mathbf{T}}}(z) \xrightarrow{a.s.} \frac{1}{n_{R_1}} \text{Tr}(\Theta_1(z)), \quad (21)$$

$$\Theta_1(z) = (z\mathbf{I} + \tilde{\beta}_1 \mathbf{R}_1)^{-1}, \quad (22)$$

$$\beta_1 = \frac{1}{n_{R_1}} \text{Tr}(\mathbf{R}_1 \Theta_1(z)), \quad (23)$$

$$\tilde{\beta}_1 = \frac{1}{n_{S_1}} \text{Tr} \left( \tilde{\mathbf{T}} \left( \mathbf{I} + \beta_1 \alpha_{R_1, S_1} \tilde{\mathbf{T}} \right)^{-1} \right). \quad (24)$$

Since the left randomness is caused by the random matrix  $\tilde{\mathbf{T}}$ , by letting  $\tilde{\tilde{\mathbf{T}}} = \mathbf{T}_1^{\frac{1}{2}} \mathbf{R}_2^{\frac{1}{2}} \mathbf{X}_2 \mathbf{S}_2^{\frac{1}{2}} \mathbf{Y}_2 \mathbf{T}_2 \mathbf{S}_2^{\frac{1}{2}} \mathbf{Y}_2^H \mathbf{R}_2^{\frac{1}{2}}$  and referring to theorem 1 in [13], we have:

$$m_{\tilde{\mathbf{T}}|\tilde{\tilde{\mathbf{T}}}}(z) \xrightarrow{a.s.} \frac{1}{n_{S_1}} \text{Tr}(\Theta_2(z)), \quad (25)$$

$$\Theta_2(z) = (z\mathbf{I} + \tilde{\beta}_2 \mathbf{S}_1)^{-1}, \quad (26)$$

$$\beta_2 = \frac{1}{n_{S_1}} \text{Tr}(\mathbf{S}_1 \Theta_2(z)), \quad (27)$$

$$\tilde{\beta}_2 = \frac{1}{n_{T_1}} \text{Tr} \left( \tilde{\tilde{\mathbf{T}}} \left( \mathbf{I} + \beta_2 \alpha_{S_1, T_1} \tilde{\tilde{\mathbf{T}}} \right)^{-1} \right). \quad (28)$$

Then, we recompute  $\tilde{\beta}_1$  as

$$\begin{aligned} \tilde{\beta}_1 &= \frac{1}{n_{S_1}} \frac{1}{\beta_1 \alpha_{R_1, S_1}} \text{Tr} \left( \mathbf{I} - \left( \mathbf{I} + \beta_1 \alpha_{R_1, S_1} \tilde{\mathbf{T}} \right)^{-1} \right) \\ &= \frac{1}{\beta_1 \alpha_{R_1, S_1}} \left( \frac{1}{n_{S_1}} \text{Tr}(\mathbf{I}) - \frac{1}{\beta_1 \alpha_{R_1, S_1}} m_{\tilde{\mathbf{T}}|\tilde{\tilde{\mathbf{T}}}} \left( \frac{1}{\beta_1 \alpha_{R_1, S_1}} \right) \right) \\ &\xrightarrow{a.s.} \frac{1}{\beta_1 \alpha_{R_1, S_1}} \left( \frac{1}{n_{S_1}} \text{Tr}(\mathbf{I}) - \frac{1}{\beta_1 \alpha_{R_1, S_1}} \frac{1}{n_{S_1}} \text{Tr} \left( \Theta_2 \left( \frac{1}{\beta_1 \alpha_{R_1, S_1}} \right) \right) \right) \\ &= \frac{\tilde{\beta}_2}{\beta_1 \alpha_{R_1, S_1} n_{S_1}} \text{Tr} \left( \mathbf{S}_1 \Theta_2 \left( \frac{1}{\beta_1 \alpha_{R_1, S_1}} \right) \right) = \frac{\tilde{\beta}_2 \beta_2}{\beta_1 \alpha_{R_1, S_1}}. \end{aligned} \quad (29)$$

With the following manipulations,

$$f_1 = \beta_1, f_2 = \frac{\beta_2}{\alpha_{R_1, S_1} \beta_1}, f_3 = \tilde{\beta}_2, \quad (30)$$

we can further obtain

$$f_1 = \frac{1}{n_{R_1}} \text{Tr}(\mathbf{R}_1 (z\mathbf{I} + f_2 f_3 \mathbf{R}_1)^{-1}), \quad (31a)$$

$$f_2 = \frac{1}{n_{S_1}} \text{Tr}(\mathbf{S}_1 (\mathbf{I} + \alpha_{R_1, S_1} f_1 f_3 \mathbf{S}_1)^{-1}), \quad (31b)$$

$$f_3 = \frac{1}{n_{T_1}} \text{Tr} \left( \tilde{\tilde{\mathbf{T}}} \left( \mathbf{I} + \alpha_{R_1, T_1} f_1 f_2 \tilde{\tilde{\mathbf{T}}} \right)^{-1} \right), \quad (31c)$$

and

$$m_{\mathbf{B}|\tilde{\tilde{\mathbf{T}}}}(z) \xrightarrow{a.s.} \frac{1}{n_{R_1}} \text{Tr}((z\mathbf{I} + f_2 f_3 \mathbf{R}_1)^{-1}), \quad (32)$$

which is similar to theorem 1 in [3]. Following the same approach, we have

$$m_{\mathbf{B}|\tilde{\mathbf{T}}}(z) \xrightarrow{a.s.} \frac{1}{n_{T_1}} \text{Tr} \left( \left( z\mathbf{I} + g_2 g_3 \mathbf{T}_1^{\frac{1}{2}} \mathbf{R}_2 \mathbf{T}_1^{\frac{1}{2}} \right)^{-1} \right), \quad (33a)$$

and the following equations,

$$g_1 = \frac{1}{n_{T_1}} \text{Tr} \left( \mathbf{T}_1^{\frac{1}{2}} \mathbf{R}_2 \mathbf{T}_1^{\frac{1}{2}} \left( z\mathbf{I} + g_2 g_3 \mathbf{T}_1^{\frac{1}{2}} \mathbf{R}_2 \mathbf{T}_1^{\frac{1}{2}} \right)^{-1} \right), \quad (33b)$$

$$g_2 = \frac{1}{n_{S_2}} \text{Tr}(\mathbf{S}_2 (\mathbf{I} + \alpha_{T_1, S_2} g_1 g_3 \mathbf{S}_2)^{-1}), \quad (33c)$$

$$g_3 = \frac{1}{n_{T_2}} \text{Tr}(\mathbf{T}_2 (\mathbf{I} + \alpha_{T_1, T_2} g_1 g_2 \mathbf{T}_2)^{-1}). \quad (33d)$$

From (31c), we have the following relation between  $f_i$  and  $g_i$ ,  $i = 1, 2, 3$  by using the techniques same as (29)

$$f_3 \xrightarrow{a.s.} \frac{1}{n_{T_1} \alpha_{R_1, T_1} f_1 f_2} g_1 g_2 g_3. \quad (34)$$

To get a universal result, we replace  $f_i$  with  $h_i$ ,  $i = 1, 2$  and let  $h_3 = \frac{g_1}{\alpha_{R_1, T_1} f_1 f_2} = \frac{g_1}{\alpha_{R_1, T_1} h_1 h_2}$ ,  $g_2 = h_4$ ,  $g_3 = h_5$  to obtain the equations (10c) to (10e) and integrate  $m_{\mathbf{B}}(z)$  over

the subspace with measure 1 of the whole probability space to obtain

$$\mathbb{E}[m_{\mathbf{B}}(z)] \xrightarrow{n_{R_1} \rightarrow \infty} \frac{1}{n_{R_1}} \text{Tr} \left( (z\mathbf{I} + h_2 h_3 h_4 h_5 \mathbf{R}_1)^{-1} \right). \quad (35)$$

Next, we will use the *standard interference function* theory [12] to show that the system of equations (10) has a unique solution. Define the function  $e(h_1)$  as

$$e(h_1) := \frac{1}{n_{R_1}} \text{Tr} \left( \mathbf{R}_1 (z\mathbf{I} + h_2 h_3 h_4 h_5 \mathbf{R}_1)^{-1} \right), \quad (36)$$

where  $h_2, h_3, h_4, h_5$  satisfy equations (10b) to (10e). First we will show that  $e(h_1)$  is a *standard interference function* according to its definition in [12]. Specifically, we have the following 3 steps:

i). Positivity: It can be readily checked.

ii). Monotonicity: This step is to show that  $e(h_1)$  is an increasing function. Assume that  $h_1 > h'_1$ . From (10b), we have

$$1 = g(h_1, h_2, h_3, h_4, h_5) \\ = \frac{1}{n_{S_1}} \text{Tr} \left( \mathbf{S}_1 (h_2 \mathbf{I} + \alpha_{R_1, S_1} h_1 h_2 h_3 h_4 h_5 \mathbf{S}_1)^{-1} \right), \quad (37)$$

where  $g(h_1, h_2, h_3, h_4, h_5)$  is decreasing with  $h_2$  and  $M := h_1 h_2 h_3 h_4 h_5$ . If  $h_2 > h'_2$ , there must be  $M < M' = h'_1 h'_2 h'_3 h'_4 h'_5$ , which implies that  $h_3 > h'_3, h_4 > h'_4, h_5 > h'_5$  from (10c) to (10e). Therefore, there must be  $h_1 < h'_1$ , which is conflict with our assumption. Hence, there should be  $h_2 < h'_2, h_3 < h'_3, h_4 < h'_4, h_5 < h'_5$  and  $M > M'$ , from which we conclude that  $e(h_1) > e(h'_1)$ .

iii). Scalability: For  $\alpha > 1$ , using the matrix equation  $A^{-1} - B^{-1} = A^{-1}(B - A)B^{-1}$ , we have

$$\alpha e(h_1) - e(\alpha h_1) = \frac{1}{n_{R_1}} \text{Tr} \left( \mathbf{R}_1 \left( \frac{z}{\alpha} \mathbf{I} + \frac{1}{\alpha} h_2 h_3 h_4 h_5 \mathbf{R}_1 \right)^{-1} \right. \\ \times \left( \left( z - \frac{z}{\alpha} \right) \mathbf{I} + \left( h_2^\alpha h_3^\alpha h_4^\alpha h_5^\alpha - \frac{1}{\alpha} h_2 h_3 h_4 h_5 \right) \mathbf{R}_1 \right)^{-1} \\ \left. \times \left( z \mathbf{I} + h_2^\alpha h_3^\alpha h_4^\alpha h_5^\alpha \mathbf{R}_1 \right)^{-1} \right) > 0,$$

where  $h_i^\alpha$  is the solution under  $\alpha h_1$ . Since  $\alpha h_1 > h_1$ , from the conclusion in ii), we have  $\alpha h_1 h_2^\alpha h_3^\alpha h_4^\alpha h_5^\alpha > h_1 h_2 h_3 h_4 h_5$ , which implies that  $\alpha h_2^\alpha h_3^\alpha h_4^\alpha h_5^\alpha > h_2 h_3 h_4 h_5$  and (38) holds.

From above, we know that  $e(h_1)$  is a *standard interference function*. Based on theorem 2 in [12], for any initial value of  $h_1^0 > 0$ , the iterative equation  $h_1^{t+1} = e(h_1^t)$  converges to the unique jointly positive solution, which is exactly the solution of the equation  $h_1 = e(h_1)$ . ■

## APPENDIX B PROOF OF THEOREM 2

*Proof:* We define the functions

$$\bar{R}(x, x_1, x_2, x_3, x_4, x_5) = \frac{1}{n_{R_1}} \left[ \log \det(\mathbf{I} + \alpha_{R_1, T_2} x_1 x_2 x_3 x_4 \mathbf{T}_2) + \log \det(\mathbf{I} + x x_2 x_3 x_4 x_5 \mathbf{R}_1) + \log \det(\mathbf{I} + \alpha_{R_1, T_1} x_1 x_2 x_4 x_5 \mathbf{T}_1 \mathbf{R}_2) + \log \det(\mathbf{I} + \alpha_{R_1, S_1} x_1 x_3 x_4 x_5 \mathbf{S}_1) + \log \det(\mathbf{I} + \alpha_{R_1, S_2} x_1 x_2 x_3 x_5 \mathbf{S}_2) \right] \\ - 4x_1 x_2 x_3 x_4 x_5 \quad (39)$$

and

$$\bar{R}(x) = \bar{R}(x, h_1, h_2, h_3, h_4, h_5). \quad (40)$$

Then we take partial differential with respect to  $x_i, i = 1, \dots, 5$  at  $h_i$  to get  $\frac{\partial \bar{R}(x, h_1, h_2, h_3, h_4, h_5)}{\partial h_i} = \frac{4M}{h_i} - \frac{4M}{h_i} = 0$  by combining (10a) to (10e). Hence, we have

$$\frac{\partial \bar{R}(x)}{\partial x} = \sum_{i=1}^5 \frac{\bar{R}(x, h_1, h_2, h_3, h_4, h_5)}{\partial h_i} \frac{\partial h_i}{\partial x} + \frac{\bar{R}(x, h_1, h_2, h_3, h_4, h_5)}{\partial x} \\ = \frac{\bar{R}(x, h_1, h_2, h_3, h_4, h_5)}{\partial x} \\ = \frac{h_2 h_3 h_4 h_5}{n_{R_1}} \text{Tr} \left( \mathbf{R}_1 (\mathbf{I} + x h_2 h_3 h_4 h_5 \mathbf{R}_1)^{-1} \right) \\ = \frac{1}{x} - \frac{1}{x^2 n_{R_1}} \text{Tr} \left( \left( \frac{1}{x} \mathbf{I} + h_2 h_3 h_4 h_5 \mathbf{R}_1 \right)^{-1} \right). \quad (41)$$

Since  $\bar{R}(0) = 0$  and from (7), we have

$$R(\sigma^2) = \int_{\frac{1}{\sigma^2}}^{\infty} \frac{1}{z} - \mathbb{E}[m_{\mathbf{B}}(z)] dz \\ = \int_0^{\sigma^2} \frac{1}{z} - \frac{1}{z^2} \mathbb{E} \left[ m_{\mathbf{B}} \left( \frac{1}{z} \right) \right] dz \xrightarrow{n_{R_1} \rightarrow \infty} \bar{R}(\sigma^2). \quad (42)$$

This relation holds because the eigenvalues of  $\mathbf{B}$  are bounded [8]. Eventually, by substituting (5) into (40) and the system of equations (10), we get (12). ■

## REFERENCES

- [1] C. Huang, A. Zappone, G. C. Alexandropoulos, M. Debbah, and C. Yuen, "Reconfigurable intelligent surfaces for energy efficiency in wireless communication," *IEEE Trans. Wireless Commun.*, vol. 18, no. 8, pp. 4157–4170, Aug. 2019.
- [2] A. Kammoun, A. Chaaban, M. Debbah, M.-S. Alouini *et al.*, "Asymptotic max-min SINR analysis of reconfigurable intelligent surface assisted MISO systems," *IEEE Trans. Wireless Commun.*, vol. 19, no. 12, pp. 7748–7764, Dec. 2020.
- [3] J. Zhang, J. Liu, S. Ma, C.-K. Wen, and S. Jin, "Transmitter design for large intelligent surface-assisted MIMO wireless communication with statistical CSI," in *Proc. IEEE Int. Commun. Conf. Wkshps. (ICC Wkshps)*, Virtual, Jun. 2020, pp. 1–5.
- [4] Y. Gao, J. Xu, W. Xu, D. W. K. Ng, and M.-S. Alouini, "Distributed IRS with statistical passive beamforming for MISO communications," *IEEE Wireless Commun. Lett.*, Feb. 2020.
- [5] D. Gesbert, H. Bolcskei, D. A. Gore, and A. J. Paulraj, "Outdoor MIMO wireless channels: Models and performance prediction," *IEEE Trans. Wireless Commun.*, vol. 50, no. 12, pp. 1926–1934, Dec. 2002.
- [6] H. Shin and M. Z. Win, "MIMO diversity in the presence of double scattering," *IEEE Trans. Inf. Theory*, vol. 54, no. 7, pp. 2976–2996, Jul. 2008.
- [7] J. Hoydis, R. Couillet, and M. Debbah, "Asymptotic analysis of double-scattering channels," in *Proc. Conf. Rec. 45th Asilomar Conf. Signals, Syst. Comput. (ASILOMAR)*, Pacific Grove, CA, USA, Nov. 2011, pp. 1935–1939.
- [8] R. Couillet, J. Hoydis, and M. Debbah, "Random beamforming over quasi-static and fading channels: A deterministic equivalent approach," *IEEE Trans. Inf. Theory*, vol. 58, no. 10, pp. 6392–6425, Jun. 2012.
- [9] Y. Ma, Y. Shen, X. Yu, J. Zhang, S. H. Song, and K. B. Letaief, "A low-complexity algorithmic framework for large-scale IRS-assisted wireless systems," in *Proc. IEEE Global Commun. Conf. Wkshps. (GLOBECOM Wkshps)*, Taipei, Taiwan, Dec. 2020, pp. 1–6.
- [10] X. Yu, D. Xu, D. W. K. Ng, and R. Schober, "IRS-assisted green communication systems: Provable convergence and robust optimization," *arXiv preprint arXiv:2011.06484*, Nov. 2020.
- [11] W. Hachem, P. Loubaton, J. Najim *et al.*, "Deterministic equivalents for certain functionals of large random matrices," *The Annals of Applied Probability*, vol. 17, no. 3, pp. 875–930, Jun. 2007.
- [12] R. D. Yates, "A framework for uplink power control in cellular radio systems," *IEEE J. Sel. Areas Commun.*, vol. 13, no. 7, pp. 1341–1347, Sep. 1995.
- [13] J. Zhang, C.-K. Wen, S. Jin, X. Gao, and K.-K. Wong, "On capacity of large-scale MIMO multiple access channels with distributed sets of correlated antennas," *IEEE J. Sel. Areas Commun.*, vol. 31, no. 2, pp. 133–148, Feb. 2013.