

# MeToo Tweets Sentiment Analysis

Rushil Thareja  
Btech CSD  
IIT - Delhi  
Delhi, India  
rushil18408@iitd.ac.in

**Abstract**—In this paper, We present our approach for IEEE BigMM 2020, Grand Challenge (BMGC), Identifying sentiments from tweets related to the MeToo movement. The model is based on an ensemble of Convolutional Neural Network, Bidirectional LSTM and a DNN for final classification. This paper is aimed at providing a detailed analysis of the model and the results obtained. We have ranked 5th out of 10 teams with a score of 0.51491.

## I. INTRODUCTION

With the emergence of the MeToo movement, Twitter has become the premier platform for making such allegations public. So the task of recognizing sentiment from these tweets becomes increasingly important .

However, the nature of these tweets creates a lot of roadblocks that make the problem of labeling sentiments a very difficult problem. Like all social media content, the tweets composed of a large number of abstract words, slangs, and short forms. Often the content is riddled with artifacts like spelling errors, wrong grammar, and incorrect sentence formation. The images might be references to memes, screenshots of news articles, or simply images of the accused and victims. Therefore as a commutative effect of these forth-comings the problem of understanding the context of these tweets increases in complexity .

Therefore, there is a requirement of robust multi-modal machine learning models that can understand and assimilate content better (Agarwal, Leekha, Sawhney, & Shah, 2020).

## II. DATASET

The data set contains 9,973 tweets manually annotated into the aforementioned linguistic aspects. The labels are Text only informative, Image Only informative, Directed hate, Generalized hate, Sarcasm, Allegation, Justification, Refutation, Support and Oppose .

Upon inspection, it was evident that some of the labels were heavily skewed. For example, the directed hate label had only 4% positive samples. A similar trend was observed in other labels as well .

However a very important observation is that there exist certain cross relations between the classification labels, i.e if a sample is positive for one of the labels then this fact acts as a piece of very important information for classification

of other labels. Therefore to take into account the inter-relatedness of the labels, a multi-class, multi-label classifier would only be relevant .

For data extraction, Tweepy has been used to get the tweets from their IDs. The JSON response is parsed and text and image data(download URL) are extracted. Some tweets which are either blocked, deleted or banned could not be download so only 7172 tweets have been successfully extracted .

These works led to the creation of the dataset on which we present our analysis (Chowdhury, Sawhney, Shah, & Mahata, 2019),(Chowdhury, Sawhney, Mathur, Mahata, & Shah, 2019) and (A. Gautam, Mathur, et al., 2020)

## III. METHODOLOGY

### A. Pre-Processing

Tweets include special characters, short forms, and emoticons. Therefore proper cleaning is necessitated. The first step in the pipeline for textual data is to tokenize the tweet content as this step is essential for the cohesion of words from the content which greatly affects the accuracy of the model. the NLTK tokenizer is used for this purpose (Loper & Bird, n.d.). The next step is to remove UTF encoded happy and sad emoticons. Then non-ASCII characters are replaced by spaces and punctuations are filtered out. The last step is to remove the stop words for which the NLTK corpus is used .

Images are downloaded and resized to 300x300 pixels and decoded into NumPy arrays using the cv2 python library. As the multimodal model inputs, both image and text, 1 image is necessitated for each of the tweets, therefore a 300x300 black image is supplied for those tweets which do not contain images. It is assumed that the deep learning model processing this input data would learn to ignore image data whenever a black image is supplied therefore making the classification into Text only informative and Image Only informative labels more accurate.

Finding an integral representation of the words is necessary as the subsequent neural networks can only work with numbers. Various methods are typically used for this purpose such as bag of words, TF-IDF, word2vec, however the tensor flow sub-words encoder works well in this scenario. This is

because the sub-words encoder learns representation from the vocabulary of tweets therefore because of the factor of domain specificity the learned representations work better in the model, increasing the accuracy. The encoder is built from the corpus of text to have a target vocabulary size of  $2^{15}$

### B. Model Architecture

The model has 3 components, one for processing images, the other part for text, and the final part for classification.

A Bi-LSTM model is used for text classification , Figure 1. A Bi-LSTM model was selected because of the ability of these networks to process textual data in both directions as they contain 2 hidden layers in the architecture. The problem task is a multi-class multi-label text classification problem, therefore, the text must be processed in both directions or else certain features such as words at the start of the text being referred back to in the end which indicate the presence of some sentiment might be ignored.

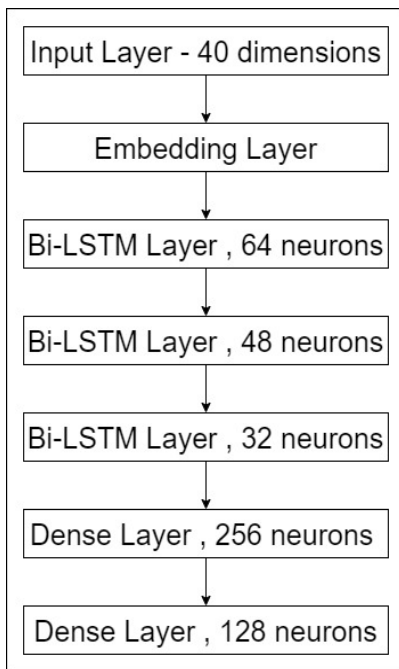


Figure 1: Text Model Architecture

For processing the image a CNN architecture is chosen, Figure 2. The architecture is well suited for feature extraction from 300x300 color images. The tweets are expected to have certain features such as similar memes, faces of people, and textual content in the images. The CNN is expected to extract these features and produce tensors that summarise the results so that the subsequent DNN can perform the classification.

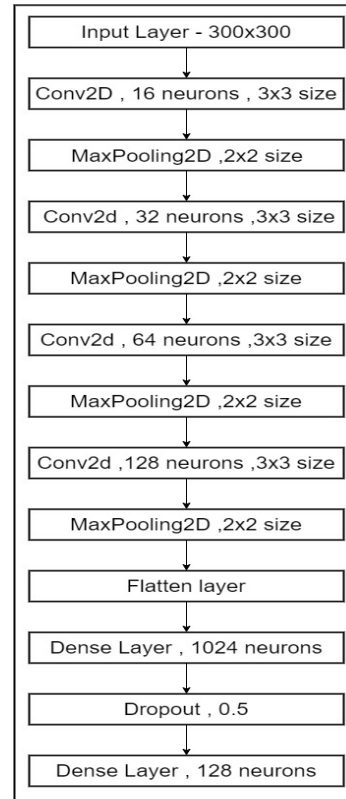


Figure 2: Image Model Architecture

The final part of the model consists of a Deep Neural Network, Figure 3. This network takes as input 2 tensors of size 128 each, from the image and text processing networks described above. The goal of this network is to learn certain traits of the input tensors which can point to some sentiments with a level of certainty. The need to have inputs from both image and textual networks stems from the fact that often these traits depend upon the inter-relation of both textual and image features. This is the main reason why a multi-modal framework is necessitated (Mishra et al., 2019) and (A. K. Gautam et al., 2019). Also, because of the involvement of neurons, the DNN can learn to give preference to certain features from either image or textual data depending upon some trends in the input tensors that the DNN learns from the training data. Therefore the DNN is extremely important to perform the final analysis of the crunched data from images and text to detect the presence of certain sentiments.

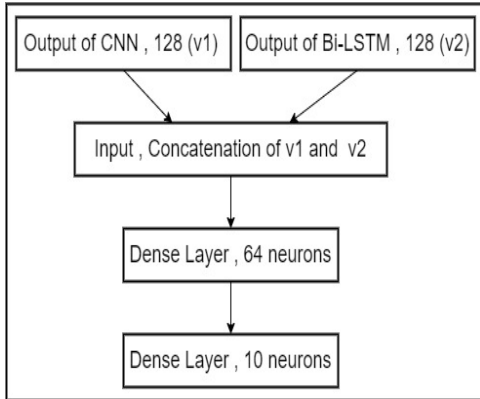


Figure 3: DNN Architecture

#### IV. EXPERIMENTAL SETUP AND RESULTS

The model has been trained for 10 epochs with a batch size of 32 to an accuracy of 0.9. 5562 samples are taken as train samples and 621 validation samples. This ratio worked well for accuracy and that was why it was chosen for the final result. This model has been trained with the loss function of binary cross-entropy, optimizer Adam and metrics of accuracy

The result from the model needs some post-processing to boost accuracy. For this purpose, a threshold was introduced above which all values would be declared as a positive result and all values below would be negative results. For calculating this threshold the median of the result values was calculated and a bias of 0.025 was subtracted from this. so, threshold = median of result array - 0.025. This threshold gave the best result. A sample of this processing is shown in Figure 4 .

The model achieved 0.51491 mean column-wise ROC AUC in the public leader board (70 % test data ) and 0.49881 mean column-wise ROC AUC (30 % test data) in the private leader board. The submission ranked 5th in the public leader board.

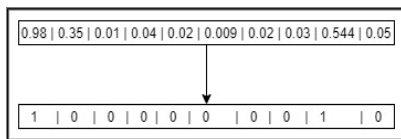


Figure 4: Result Post Processing

#### V. FUTURE WORK

In the pre-processing, emoticons were straightaway removed, however, it is believed that we are losing too much important information by doing this. Instead, the textual meaning of emoticons should replace them.

For the image analysis part, a custom CNN was trained from scratch. However, We think that a pre-trained image net such as Inception would give a better result .

Also, a lot of the images contain text which can help in the sentiment recognition. So, an OCR could be run on these images to extract the content and that can be passed to an

LSTM network whose output could be sent to the final DNN layer .

For encoding the tensor-flow subwords encoder has been used however a custom word2vec such as glove Twitter intersected with the tweet content with a suitable lock factor could produce better results .

The results of this model were not very good because the training was only limited to 10 epochs because of memory constraints, so training for more epochs with more dense layers could drastically improve the accuracy.

other citations : (Anand et al., 2020),(A. Gautam, Mahata, Gosangi, & Shah, 2020) and (Gautam et al., 2019).

#### REFERENCES

- Agarwal, M., Leekha, M., Sawhney, R., & Shah, R. R. (2020). Crisis-dias: Towards multimodal damage analysis-deployment, challenges and assessment. In *Proceedings of the aaai conference on artificial intelligence* (Vol. 34, pp. 346–353).
- Anand, G., Gautam, A., Mathur, P., Mahata, D., Shah, R. R., & Sawhney, R. (2020). An iterative approach for identifying complaint based tweets in social media platforms (student abstract). In *Proceedings of the aaai conference on artificial intelligence* (Vol. 34, pp. 13749–13750).
- Chowdhury, A. G., Sawhney, R., Mathur, P., Mahata, D., & Shah, R. R. (2019). Speak up, fight back! detection of social media disclosures of sexual harassment. In *Proceedings of the 2019 conference of the north american chapter of the association for computational linguistics: Student research workshop* (pp. 136–146).
- Chowdhury, A. G., Sawhney, R., Shah, R., & Mahata, D. (2019). # youtoo? detection of personal recollections of sexual harassment on social media. In *Proceedings of the 57th annual meeting of the association for computational linguistics* (pp. 2527–2537).
- Gautam, A., Mahata, D., Gosangi, R., & Shah, R. R. (2020, July). Semi-supervised iterative approach for domain-specific complaint detection in social media. In *Proceedings of the 3rd workshop on e-commerce and nlp* (pp. 46–53). Seattle, WA, USA: Association for Computational Linguistics. Retrieved from <https://www.aclweb.org/anthology/2020.ecnlp-1.7> doi: 10.18653/v1/2020.ecnlp-1.7
- Gautam, A., Mathur, P., Gosangi, R., Mahata, D., Sawhney, R., & Shah, R. R. (2020). # metooma: Multi-aspect annotations of tweets related to the metoo movement. In *Proceedings of the international aaai conference on web and social media* (Vol. 14, pp. 209–216).
- Gautam, A. K., Misra, L., Kumar, A., Misra, K., Aggarwal, S., & Shah, R. R. (2019). Multimodal analysis of disaster tweets. In *2019 IEEE Fifth International*

*conference on multimedia big data (bigmm)* (pp. 94–103).

Gautam, A. K., Misra, L., Kumar, A., Misra, K., Aggarwal, S., & Shah, R. R. (2019). Multimodal analysis of disaster tweets. In *2019 IEEE Fifth International Conference on Multimedia Big Data (BigMM)* (p. 94–103).

Loper, E., & Bird, S. (n.d.). Nltk: The natural language toolkit. 2002. *arXiv preprint cs.CL/0205028*.

Mishra, R., Prakhar Sinha, P., Sawhney, R., Mahata, D., Mathur, P., & Ratn Shah, R. (2019, June). SNAP-BATNET: Cascading author profiling and social network graphs for suicide ideation detection on social media. In *Proceedings of the 2019 conference of the north American chapter of the association for computational linguistics: Student research workshop* (pp. 147–156). Minneapolis, Minnesota: Association for Computational Linguistics. Retrieved from <https://www.aclweb.org/anthology/N19-3019> doi: 10.18653/v1/N19-3019