

Proof of Travel for Trust-Based Data Validation in V2I Communication Part I: Methodology

Dajiang Suo, Jinhua Zhao, and Sanjay E. Sarma

Abstract—Previous work on misbehavior detection and trust management for Vehicle-to-Everything (V2X) communication can identify falsified and malicious messages, enabling witness vehicles to report observations about high-criticality traffic events. However, there may not exist enough “benign” vehicles with V2X connectivity or vehicle owners who are willing to opt-in in the early stages of connected-vehicle deployment. In this paper, we propose a security protocol for the communication between vehicles and infrastructure, titled Proof-of-Travel (POT), to answer the research question: How can we transform the power of cryptography techniques embedded within the protocol into social and economic mechanisms to simultaneously incentivize Vehicle-to-Infrastructure (V2I) data sharing activities and validate the data?

The key idea is to determine the reputation of and the contribution made by a vehicle based on its distance traveled and the information it shared through V2I channels. In particular, the total vehicle miles traveled for a vehicle must be testified by digital signatures signed by each infrastructure component along the path of its movement. While building a chain of proofs of spatial movement creates burdens for malicious vehicles, acquiring proofs does not result in extra cost for normal vehicles, which naturally want to move from the origin to the destination. The proof of travel for a vehicle can then be used to determine the contribution and reward by its altruistic behaviors. We propose a short-term and long-term incentive designs based on the POT protocol and evaluate their security and performance through theoretical analysis and simulations.

Index Terms—V2X, V2I, ITS, security, distributed ledgers, consensus algorithms.

I. INTRODUCTION

VEHICLE-to-Infrastructure (V2I) communication technologies show promises in improving traffic in urban areas during rush hours [1] and assisting the transportation management center (TMC) for responding to emergency situations [2], [3], [4]. While the V2I data about vehicle movement and status can be used for signal control to ameliorate traffic congestions, the data containing sensing information about road emergencies (e.g., incidents or work zones) can help the TMC and emergency responders allocate rescuing resources, plan routes [4], and determine if it is necessary to create geofences around incident sites [5], [6], as shown in Fig. 1. Previous studies show that information about road incidents sent from vehicles to public safety answering points (PSAP) contributes to reducing the response time of emergency vehicles for achieving low mortality rate [7].

D. Suo and S. Sarma are with the Department of Mechanical Engineering, Massachusetts Institute of Technology, Cambridge, MA, 02139. USA e-mail: djsuo, sesarma@mit.edu.

J. Zhao is with the Department of Urban Studies and Planning, Massachusetts Institute of Technology, Cambridge, MA, 02139. USA e-mail: jinhua@mit.edu.

For a traffic event with high criticality level, the information regarding the time, location, severity, and surrounding environment of the event is crucial for the TMC to make correct decisions [8]. However, it is challenging for a roadside unit (RSU) to verify a nearby V2I event in real-time before disseminate to the TMC (Fig. 1) due to the existence of misbehaving and malicious vehicle nodes. For example, an adversary who holds valid vehicle credentials can fabricate digital vehicle identities and have compromise vehicles send faked V2I messages to infrastructure [9], [10], [11].

Previous work on misbehavior detection and trust management in vehicular networks focuses on detecting malicious Vehicle-to-Vehicle (V2V) messages [12] and fabricated digital identities [13]. Each vehicle can be a “witness” and share its trust evaluations for nearby vehicles it has interacted with to infrastructure. The trust authority (TA) can then aggregate trust evaluations for a target vehicle from different witnesses to determine the reputation of the target vehicle [14].

Although these approaches are effective in detecting and reporting malicious behaviors to the TA, there may not exist enough “benign” vehicles with V2X connectivity in the early stages of connected vehicle deployment [15]. Additionally, owners of connected vehicles need incentives to opt-in V2X services and share their data. In general, previous work does not answer another fundamental question regarding the adoption of V2X services: What are the social and economic factors that incentivize a vehicle to share its own data about vehicle movement, traffic events, and trust evaluations for other vehicles?

In this paper, we propose a Proof-of-Travel (POT) protocol to simultaneously tackle the issues of incentive designs and the trustworthiness of V2I-reported data. In particular, the POT protocol aims at transforming the power of vehicle reputation gained from cryptography and security mechanisms embedded within V2I communication protocols into social and economic incentives to promote the sharing activities of V2I data by normal vehicles. At the same time, the effort of obtaining high levels of reputation by malicious vehicles increase the burden and cost for them to launch attacks. Compared to our previous work in [16], this paper makes extensions and contributions in the following aspects.

- Setting up security foundations for incentive designs for V2X adoption. Previously, participants for V2X testing activities are often chosen on a voluntary basis. For example, a traditional vehicle model whose owner wants to opt-in must be installed with aftermarket on-board units (OBUs) supporting wireless vehicular communication [17]. Therefore, the automotive and transportation

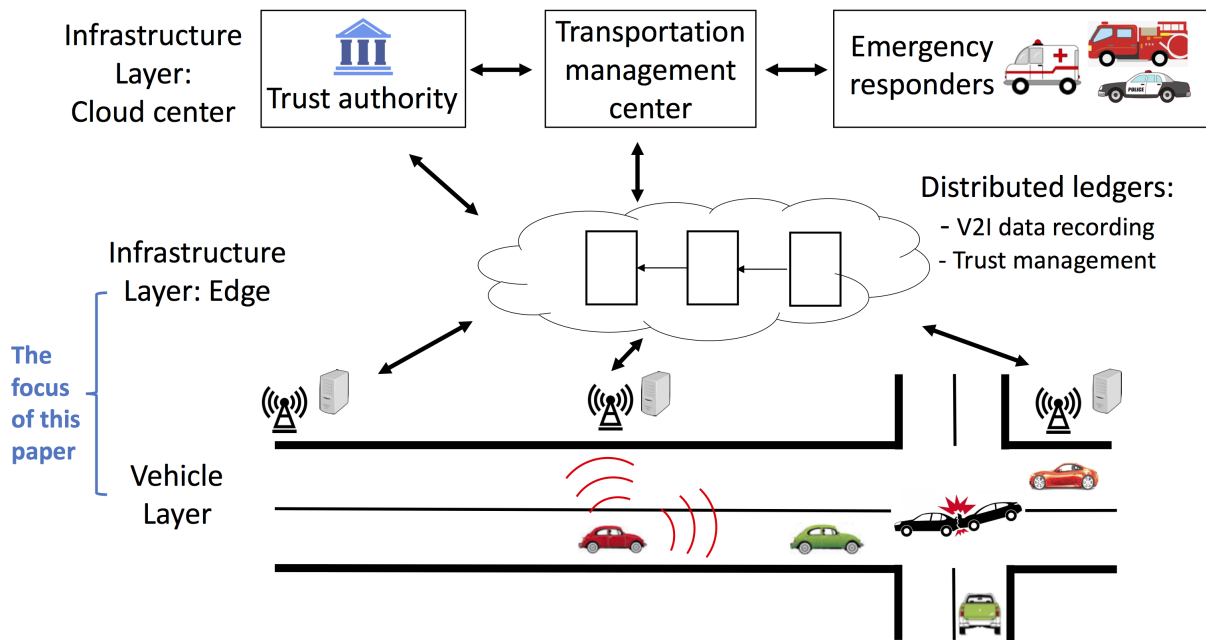


Fig. 1: An overview of the the V2I data verification and dissemination with support by infrastructure and edge

industries need to find effective and secure ways of engaging more stakeholders and customers before V2X technologies become ready for mass deployment. The prerequisite of effective incentive designs is to measure how much each vehicle contributes in a trustworthy manner such that it can be rewarded immediately or in the long run. The proposed POT protocol enable the precise measurement of a vehicle’s contributions to the vehicular network, despite the existence of misbehaving or malicious vehicles. This prevents adversaries from abusing the incentive systems. We discuss how engineers may utilize the proposed POT protocol to develop effective incentive mechanisms both in the short and long run.

- Extending the proposed POT protocol to develop a V2I voting game for V2I verification. A RSU can rely on the proposed V2I voting algorithm to verify the authenticity and accuracy of high-criticality traffic events shared by nearby vehicles in real-time. The POT protocol, combined with the extended voting algorithm, can prevent the incentive systems from being abused by adversaries with forged, incorrect, or inaccurate information about traffic and roads [8].
- Performing comprehensive security analyses and performance evaluations on both the proposed POT protocol and the extended V2I voting game. For security, we discuss how the proposed POT protocol can mitigate identity spoofing and colluding attacks by "inside" adversaries in the long run from a cryptography perspective. Additionally, we present a game-theoretic view of the resilience of the voting game to show how to prevent the short-term incentive systems from being abused: while normal vehicles benefit from sharing data about traffic events, adversaries will lose interests to tamper or fabri-

cate V2I data if the cost of these malicious behaviors is greater than the rewards they earn. For performance of the proposed protocols, We evaluate the POT protocol and the V2I voting game respectively through vehicular network simulation. We present the empirical results including the latency for message exchange between a vehicle and road infrastructure (i.e., a RSU) in the POT protocol and the time delay for a RSU to finish the verification of a V2I-reported event in the V2I voting game.

This paper is organized as follows. Section II presents previous work on the incentive designs for V2X communication and the security mechanisms for validating V2I data. In Section III, we give an overview of the design objectives of the POT protocol, assumptions about adversaries and the vehicular network, and the rationales for the incentive designs in the POT protocol. The detailed procedure of collecting proof of travel by vehicles and V2I voting game for traffic event validation are given in Section IV and V. In Section VI and VII, we perform security analysis on the proposed protocols and evaluate their performance. Section VIII discusses issues regarding the real-world deployment. Section IX and X concludes by presenting unresolved issues in the POT protocol and presenting future work in Part II of this study.

II. PREVIOUS WORK

Previous work on the incentive designs and the trustworthiness of V2I-reported data disseminated in vehicular networks are often closely related. Specifically, there exist security mechanisms designed for two stages in the V2I data life cycle: the process of data transmission between vehicles and infrastructure and the process of data recording in distributed ledgers maintained and shared among infrastructure components, as summarized in Table I.

TABLE I: Previous work on the incentive designs and the trustworthiness of V2I data dissemination and recording

Authors	Data transmission between vehicles and RSUs			Data recording in distributed ledgers shared among RSUs		
	Incentives for vehicles sharing data	Trust on vehicles	Authenticity of vehicle-shared data	Incentives for RSUs recording data	Trust on RSUs	Consistency and Tamperproofing of data records
Liu et al. [18]	Data coin based on data contribution frequency		Verified by RSUs, no details			POW, RSUs winning in POW as validators
Kang et al. [19]			Verified by RSUs, no details	Encourage high-reputation miners, i.e., RSUs, to participate based on contract theory	Aggregation of trust ratings by nearby vehicles	Delegated POS, RSUs with higher reputation as validators
Li et al. [20]	Data coins by forwarding V2X message	The amount of coins owned	Voting algorithms with Byzantine fault tolerance			
Yang et al. [21]		Aggregation of trust ratings by nearby vehicles	Voting algorithms based on Bayesian inference			POW and POS, RSUs with higher stake more likely to win in POW
Liu et al. [22]		Aggregation of trust ratings by nearby vehicles and false message rate	Identity-based group signature			POW, RSUs winning in POW as validators
Chang et al. [23]		Path of physical movement attested by timestamp Location certificates issued by RSUs			Assuming that RSUs are fully trustworthy	
Park et al. [24]			Timestamp location certificates issued by RSUs		Assuming that RSUs are fully trustworthy	
Liu et al. [25]		Proof of knowledge shown by vehicles	Voting algorithms with Byzantine fault tolerance			
Baza et al. [26]		Proof of work shown by vehicles	Path of physical movement attested by timestamp Location certificates issued by RSUs		Relying on threshold signature (from multiple RSUs) as one RSU can be compromised	
This paper	Reputation or stake earned by proof of vehicle movement	Path of physical movement attested by timestamp Location certificates issued by RSUs	Voting algorithms in which eligibility to vote is determined by proof of travel		RSU semi-trusted	

For the process of data transmission between vehicles and infrastructure, previous work has discussed incentivizing each connected vehicle to share the data regarding its status, movement, and observations of surrounding environment by digital rewards (e.g., digital coins) [18], [20]. However, rather than determining the reward based on the data transmission frequency [18] or number of times a vehicle participates in data transmission and forwarding activities [20], our paper propose the idea of using a vehicle's distance traveled to measure its contributions and thus determine its rewards. One unique feature of the distance value in the proposed POT protocol is that the vehicle miles travelled is verifiable as the corresponding distance is derived from a chain of location proofs the vehicle has acquired from RSUs along its path of movement.

After a RSU receives data shared by a vehicle, the RSU needs to verify the digital identity of the vehicle for Security considerations. In addition to authentication based on cryptography methods, such as message authentication code

and digital signatures [27], there are two trust-based methods for identity verification based on vehicle reputation. First, the digital rewards earned by the vehicle can be used to determine its reputation as the value measures the contribution the vehicle makes to data sharing activities after it joins the network for a period of time. This type of method can suffer the potential of Sybil attacks in which an inside adversary use stolen vehicles or compromise vehicle credentials to fabricate multiple digital identities such that the adversary can gain a disproportionately stake or influence on the network [28]. One solution to prevent identity spoofing is to require the vehicle to shown location proofs, which are issued by RSUs the vehicle has interacted with during the path of its movement [23], [24], [26]. The second way is to have a trusted infrastructure aggregate ratings of trust evaluation from nearby vehicles with which the target vehicle has exchanged data to derive a total reputation score [21], [22]. This type of methods assumes a certain level of penetration rate of vehicles with V2X connectivity.

If vehicle-shared data contained information about a traffic event with high criticality level (e.g., incidents) and requires emergency responses, an RSU needs to verify the authenticity of these data before disseminating and reporting them to transportation management center. In addition to relying on cryptography-based approaches [18], [19], [22], the RSU can also utilize voting algorithms that are Byzantine fault tolerant to determine the event accuracy and authenticity when it receives multiple V2I messages regarding the same traffic event [25]. Our paper develops a voting algorithm in which the weight of each vote corresponds to the sender's reputation score determined by its previous proof of travel behaviors, which is different from previous voting-based approaches for V2I message authenticity [20], [21], [25].

Although the process of V2I data recording (in Table I) is not the focus of this paper, we summarize previous work to give readers a complete view of the V2I data life cycle. In particular, recent work recommends the use of distributed ledgers shared among RSUs to store V2I-shared data for future use, such as post-event investigation by law enforcement agencies [29], [30]. For this reason, we need to have mechanisms for ensuring the data consistency between different ledgers (i.e., sequence of data records) and preventing compromised RSUs from adding fabricated data records or tampering the ledgers. Previous work relies on the proof-of-work (POW) [18], [22], proof-of-stake (POS) protocols [19], or the combination of both [21] to select validators among RSUs, which construct, audit, and propose new data blocks to be written into distributed ledgers. It is worth mentioning that the issues of RSUs' incentives of contributing their computation and storage resources for data recording [19] and the determination of trust on RSUs have not been fully explored and deserve more attention.

III. DESIGN OBJECTIVES AND SYSTEM ASSUMPTIONS

This section describes our assumptions about adversaries and the vehicular network. Based on the assumptions of malicious behaviors, we derive the design goals for the POT protocol. An overview of the proposed incentive mechanisms in the POT protocols is also presented.

A. Attack Models and assumptions

The POT protocol targets adversaries motivated by profit-seeking behaviors, i.e., adversaries can gain economic benefits from fabricating vehicle identities and spoofing V2I data with false traffic events. Additionally, we assume that adversaries are rational in an economic sense: they might abandon launching attacks if the rewards of being malicious are less than the cost incurred by following the POT protocol.

For the capabilities of attackers, as discussed in section I, we assume that an inside adversary who holds valid vehicle credentials or gains the control over compromise vehicles can send falsified V2I messages. Specifically, an malicious vehicle can:

- Eavesdrop V2I communication between the target vehicle and a RSU, and record message content, which will be replayed to other infrastructure components.

- Acquire proofs signed by RSUs to attest its presence at a particular location at a given time.
- Collude with other malicious vehicles. In particular, these colluding nodes can swap credentials, exchange proofs of locations acquired from RSUs in different locations, or send false traffic events to the same RSU within the same duration.

B. Design Goals

Based on assumptions on attackers' behaviors, the proposed protocol is designed to achieve the following security goals:

- Incentivizing V2I data sharing by rewarding normal vehicles with reputations as digital rewards. Additionally, the proposed incentive schemes should prevent adversaries from abusing the rewarding systems. For example, an adversary may try to behave normally for a while to acquire a certain amount of digital rewards and then start to misbehave.
- Building "asymmetry" into the V2I verification process between benign and malicious parties. Previous proof-based consensus protocols, such as POW [18], [22], introduce computational burden for both normal and malicious nodes. The POT protocol, however, aims to prevent malicious nodes from gaining disproportional influence on the network by creating their burdens of spatial movement without incurring extra ones for normal vehicles.
- Defending against colluding attacks in which multiple malicious vehicles in a local region send false V2I events to the same RSU. As discussed in section I and II, one of the main contributions of this paper is to develop schemes to help each RSU verify the trustworthiness of vehicle-shared traffic events with high criticality levels.

C. Overview of the incentive designs

The mechanisms presented in this paper is motivated by incentive designs in smartphone-based crowdsensing sensing platforms [31], such as waze, a mobile app that ranks users based on digital points each one owns [32]. Previous studies show that reputational rewards, the desired to be regarded as respectable due to altruistic behavior [33], can motivate user participation in content-sharing activities. This implies that it is possible to use the desire for vehicles to gain reputation to encourage them to opt-in in V2I services.

In the context of V2I-based crowdsensing, reputational points play dual roles: incentivizing vehicle participation and securing V2I data exchange. On one hand, digital points earned by a vehicle by acquiring and constructing chain of location proofs, which will be discussed in the next section, can represent the overall contributions by the vehicle regarding data sharing and its reputation in the long run. On the other hand, if a RSU wants to verify a traffic event in a short duration of time when receiving V2I event reports from multiple vehicles, the RSU can use the reputational points owned by each vehicle to determine its corresponding weights in real-time. The reputational point is referred to as verifiable vehicle

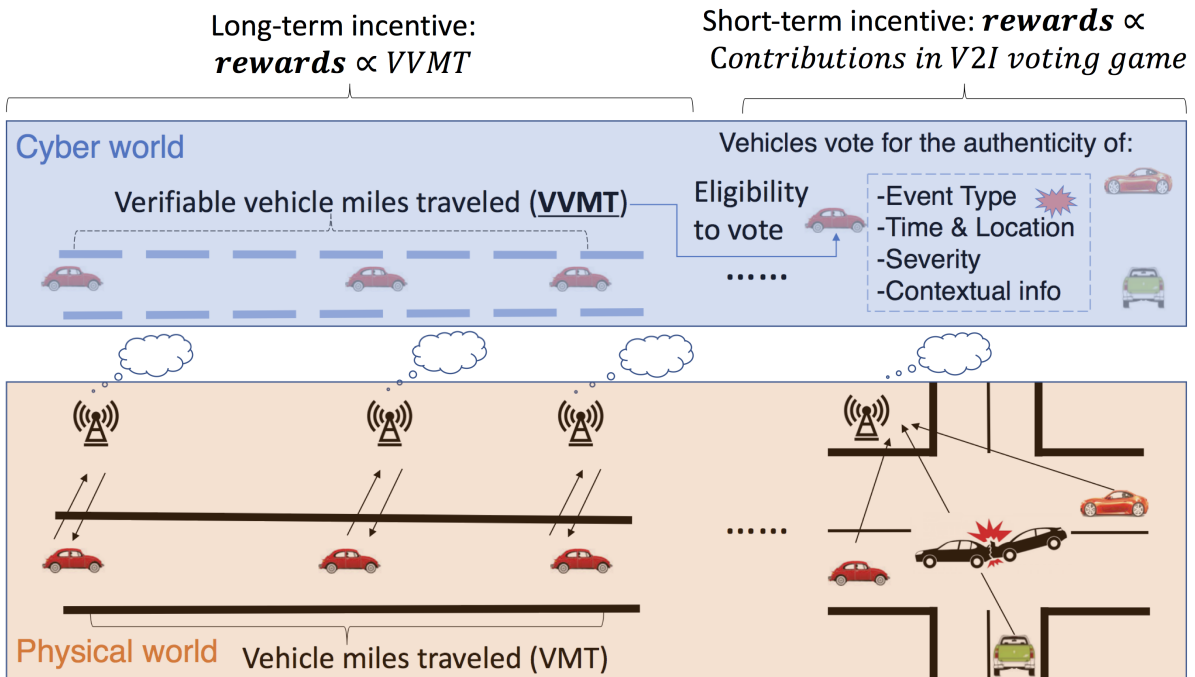


Fig. 2: The proposed long-term and short term incentive designs for trustworthy V2I communication

miles traveled, which may be gained during a relatively long duration (e.g., hours or days) but used for V2I data validation within a short period of time (e.g., seconds or minutes), as shown in Fig. 2.

The long-term incentive mechanism, which is realized by the POT protocol, aims to encourage each vehicle to share V2I messages about its movement and status (e.g., position, speed, and acceleration, etc.) along its path of movement, as shown on the left in Fig. 2 by rewarding each vehicle with digital points. To hold more “stake” and earn reputational points in the vehicular network, a vehicle must construct a chain of proofs for its spatial movement. Specifically, the vehicle may request a proof of its presence in a given location at a particular time by sending its movement status and credential information whenever it meets a roadside unit (RSU). Since each proof is linked to its previous one through hash function, a type of cryptography mechanisms, these concatenated proofs become tamper resistant and form a chain of trust. While accumulating more proofs of travel for higher reputational points and larger stakes incentivizes the V2I data-sharing activities by benign vehicles, the required spatial movement for gaining proofs also creates burdens for misbehaving vehicle nodes.

In addition to digital points, which are derived from the proof of spatial movement by a vehicle and rewarded at the end of each trip, in the short run, the vehicle can also gain extra digital points right after sharing its sensing data with road infrastructure if the data has high criticality levels. The rationale for such designs is that V2I data with different criticality will contribute to different value-added transportation management services: data about high-critical traffic events have greater influence on the transportation system and thus are more valuable from the perspective of emergency responders.

Also, the TMC must have accurate and correct data about traffic events for allocating rescuing and other necessary resources to event sites. For this reason, an RSU may aggregate information about traffic events from different vehicles in a local region for validation before disseminating the event to the TMC, as shown on the right in Fig. 2. Compared to previous work on voting-based methods for achieving Byzantine fault tolerance in distributed systems [25], the security of the voting game we proposed in this paper is strengthened as only vehicles which have gained a pre-determined amount of reputational points are eligible to vote.

IV. A PROOF OF TRAVEL PROTOCOL FOR LONG-TERM INCENTIVES

Similar to social networks, each entity in a computer or a vehicular network may have the incentive to build reputation, which determines its power and stake in the network in the long run [34]. This section discuss how we can utilize cryptography techniques, such as public-key infrastructure, hash functions, and digital signatures, to build communication protocols between vehicles and infrastructure to allow vehicles to build chain of travel poofs issued by infrastructure components. The accumulated proofs assigned to a vehicle represents its contributions since it joins the network and can be used to measure its reputation.

A. Preliminaries

POT defines the V2I message format and the communication procedure for a vehicle to acquire location proofs, titled location signature (formally defined later), from each RSU along its path of movement. The chain of proofs held by a

TABLE II: Notation used in the remainder of the paper

Symbol	Meaning
v_i	A given vehicle denoted as i in vehicular networks
s_i^t	The status of vehicle i at time t
pk_{v_i}, sk_{v_i}	public and private key pairs held by vehicle i
σ_{v_i}	Digital signature of vehicle i
pk_{rsu_j}, sk_{rsu_j}	public and private key pairs held by RSU j
h_s	The hash value of the information (s_i^t) reported by vehicle i
$ls_{i,j}^{<t>}$	Location signature issued by RSU j to vehicle i at time t
h_{pre}	The hash of the location signature v_i acquired from the previous RSU along its path of movement

vehicle testify both the vehicle's claimed trajectory and its contributions, forming the foundations for building incentive mechanisms for V2X services. We give core definitions in the POT protocol before presenting detailed communication procedures.

Definition 5.1 A location signature (denoted as $ls_{i,j}^{<t>}$) issued by a RSU (denoted as rsu_j) to vehicle v_i at time $t = t_k$ is defined as

$$pk_{rsu_j} || pk_{v_i} || t_k || h_e || h_{pre} || \sigma_{rsu_j}(pk_{rsu_j} || pk_{v_i} || t_k || h_e || h_{pre}),$$

To construct a location signature, rsu_j signs on the contents above to generate the corresponding digital signature $sig_{rsu_j}^{tk}$, which testifies the vehicle's presence in a particular location at a given time.

The definition presented here is different from the previous work [23], [26] researching vehicle location as proof. In particular, the contents signed by the RSU contain the hash of the previous location signature v_i collects earlier, and the hash of vehicle reported events h_e . The former ensures any changes in a location signature will result in the inconsistency between the hash of that particular signature and the pre-hash value in the next signature in the same chain of proofs, preventing trajectory forgery. The hash value of events h_e plays the role of "admitting" the contribution made by v_i as the shared events can be used by the TMC and other vehicles, as mentioned earlier.

Definition 5.2 Proof of Travel for vehicle v_i is the chain of location signatures $= ls_{i,j}^{t_0}, ls_{i,j+1}^{t_1}, \dots, ls_{i,j+T}^{t_T}$ that v_i acquired from RSUs along the path of its movement during the time interval T .

B. Detailed Communication Procedure

The POT protocol consists of three stages. A vehicle will start to acquire and accumulate proofs from RSUs after it joins the vehicular network, and the process continues until it exits the road with V2X coverage. The reputation and reward of each vehicle participating in V2I communication activities (indicated by VVMT) are then determined by the length of the chain of valid proofs the vehicle collects.

1) *Stage-1: Initial proof generation:* The proof-collection process begins with a vehicle (v_i) sending a location-signature request $req_{v_i}^{t_1} = pk_{v_i} || t_1 || e_i^{t_1} || pos_i^{t_1} || \sigma_{v_i}(pk_{v_i} || t_1 || e_i^{t_1} || pos_i^{t_1})$ to the first RSU (rsu_1) it meets after joining the vehicular network, as shown in Fig. 3. The request consists of the identity and authentication information of v_i , such as its

encoded public key pk_{v_i} and the digital signature signed on this request $\sigma_{v_i}(\cdot)$, and the observed traffic events $e_i^{t_1}$ or its own movement, such as its real-time position $pos_i^{t_1}$, speed $spd_i^{t_1}$, and acceleration $acl_i^{t_1}$, etc.

After receiving the request, rsu_1 will authenticate v_i 's identity and the integrity of the request message by using the attached digital signature $\sigma_{v_i}(\cdot)$. It may also check the plausibility of the information included in the request, such as $e_i^{t_1}$ or $pos_i^{t_1}$, by using pre-defined heuristic rules. For example, if the location of the event (e.g., work zone) reported by the vehicle is far away from the vehicle's own location, or the vehicle is impossible to pass the work zone along its path, rsu_1 may reject the request.

If results from all the identity, integrity, and rule-based plausibility checks turn out to be valid, rsu_1 will generate a location signature $ls_{v_i,rsu_1}^{t_1}$ and send it back to v_i .

2) *State-2: Trajectory-encoded proof collection:* When vehicle v_i meets the next RSU rsu_2 , it will attach the location signature $ls_{v_i,rsu_1}^{t_1}$ acquired from rsu_1 when sending a new request $req_{v_i}^{t_2}$, as shown in Fig. 3. Similarly, in addition to verifying the new request based on the heuristics described earlier, rsu_2 will also check if the previous location signature $ls_{v_i,rsu_1}^{t_1}$ is owned by v_i , the vehicle sending the request (ownership checks), has not expired (time of validity), and is issued by a legitimate RSU (legitimacy checks), such as a valid RSU who has registered with the trust authority and is adjacent to or near rsu_2 .

If all checks are valid, rsu_2 will construct a new location signature $ls_{v_i,rsu_2}^{t_2}$. However, other than concatenating all the elements as discussed earlier, rsu_2 will also attach the hash value of the previous location signature $ls_{v_i,rsu_1}^{t_1}$, sign on the merged data, and send it back to v_i . This process repeats until the vehicle has collected enough location signatures to form a chain of proofs, which are geo-time-stamped ledgers of v_i 's trajectory history verified by all RSUs along its path of movement.

3) *Stage-3: Determine vehicle stake or reputation based on POT:* The TA or any RSU can rely on the chain of proofs owned by v_i to determine its reputation (and the reward). We propose verifiable vehicle miles traveled (VVMT), a concept derived from the proofs of location signatures a vehicle holds, to quantify the reputation and the stake the vehicle has in the network.

Definition 5.3 Verifiable vehicle miles traveled (VVMT) for a vehicle, denoted as v_i , is defined as a function of all proofs of location signatures v_i has collected since it joined the network.

$$vmt_i^T = f(LS_i^T, n) \\ = \alpha \sum_{t=1}^T d(ls_i^{t-1}, ls_i^t) + (1 - \alpha) \frac{n}{n_{max}} \bar{d} \quad (1)$$

According to this definition, the value of v_i 's VVMT is determined by both the distance v_i traveled and the number of location signatures v_i has collected till time T (more RSUs v_i met along its path of movement can attest its claimed trajectory)

The user-defined parameter α in eq. (1) determines the ratio of contribution to v_i 's VVMT from each of the two aspects

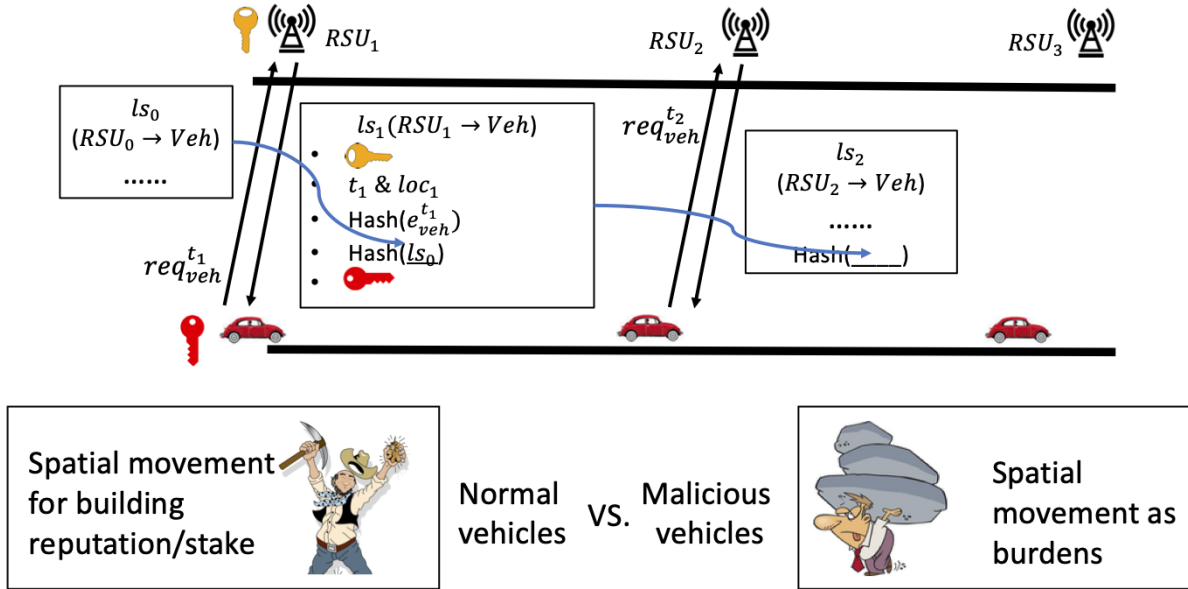


Fig. 3: The detailed communication procedure of the Proof-of-Travel protocol

above. T represents the duration between the moment v_i joins the network and the moment when the TA or a RSU wants to evaluate v_i 's reputation. $d(ls_i^{t-1}, ls_i^t)$ a function that measure the user-defined distance between two location signatures, such as euclidean distance or the actual distance v_i traveled. n represents the total number of location signatures in the set of proofs LS_i^T that v_i holds and n_{max} represents the maximum number of location signatures a vehicle may get within a given region. \bar{d} is defined as the average distance between pairs of v_i 's location signatures.

From the security perspective, a long distance of travel attested by location signatures held by a vehicle indicates a high reputation level as the vehicle needs to take the burden incurred by the spatial movement. Therefore, in its simplest form where the vehicle only has two location signatures, its VVMT can be set to the euclidean distance between the RSUs that issues these two location proofs. However, in a geographical area where RSUs are more densely deployed (e.g., the center of a metropolitan city), two vehicles with the same distance traveled may have different reputation levels if one of them holds more location signatures collected from RSUs.

From the point of view of incentive designs, while more distance the vehicle traveled corresponds to a longer duration within which the vehicle's data-sharing activities last, more location signatures collected by the vehicle indicates a higher frequency of the data-sharing activities by the vehicle. For reasons, we assign a higher value of VVMT to the vehicle.

VVMT, which incentivizes V2I data sharing by quantifying a vehicle's contributions to improving traffic conditions, is quite different from vehicle miles travel (VMT), which is a concept used extensively in transportation planning, such as travel demand forecasting and dynamic pricing for toll lanes [35]. For example, a vehicle traveling more distance on a

congested road during peak hours will be charged with higher tolling fees because the vehicle is regarded as contributing to the congestion. In this regard, VMT plays the role of a "negative" incentive to discourage vehicles to use a road over a particular time period, while VVMT serves as a positive incentive to encourage the use of connected roads with V2X connectivity.

It is worth mentioning that, when deriving the VVMT for a vehicle, the TA may also check if all location signatures included in a chain of proofs indicate a plausible trajectory. This type of plausibility check on vehicle trajectory often adds another layer of security into a vehicular trust management system. For example, multiple location signatures owned by a vehicle may indicate an extremely fast speed impossible to achieve under the current traffic and road conditions. Also, they may form a strange trajectory (e.g., taking a zigzag line even if a straight line is an optimal route), which will reduce the likelihood of previous proofs being valid. It is worth mentioning that the rules for verifying proofs should support fault tolerance in the case where v_i fails to get the location signatures from two adjacent RSUs due to faults or congestion in communication links. For example, a threshold signature scheme can be used in authenticating vehicle trajectory [26] such that only a subset (m) of all RSUs' signatures (n , $m < n$) is needed for determining the legitimacy of location proofs presented by a vehicle.

With VVMT, engineers can develop reputation-based algorithms for validating vehicle-reported traffic events with high criticality levels. The next section will devote to the description of these algorithms and relates them to digital rewards gained by vehicles as short-term incentives.

V. V2I VOTING GAME BASED ON POT FOR SHORT-TERM INCENTIVES

A. Why do we need voting-based methods?

The proposed POT protocol in the last section allows a vehicle to gain reputation as social incentives for V2I adoption in the long run. However, as a person who acts rationally, the vehicle owner may want to know how much digital rewards (s)he can get immediately after sharing data through V2I communication. More importantly, some traffic events included in these V2I data have high criticality levels, such as road incidents with serious injuries, and often require immediate emergency responses and medical services [36]. Since these vehicle-reported data can help the TMC evaluate the severity and the surrounding environment of the incident site for effective emergency planning and operation, the accuracy and the correctness of these data need to be first validated by RSUs in the edge layer to avoid mistakes in assigning emergency response resources [37].

Built upon vehicle reputation derived from proof of travel, we propose a V2I voting game for validating vehicle-reported traffic events. Specifically, a RSU will verify the authenticity and the correctness of a given event based on V2I reports from multiple vehicles near the event site. Any vehicle which wants to be eligible for participating in the V2I game must have at least a predetermined level of reputation and thus accumulate enough proofs of travel as vehicles with a higher score of VVMT will be viewed as more trustworthy (i.e., higher reputation score).

The design that uses the reputation indicated by VVMT of a vehicle to determine whether its event report is valid can improve the voting algorithms' tolerance for malicious vehicles [34]. The reason is that it is extremely difficult for adversaries in the malicious group to acquire a high value of VVMT during a short period of time through physical movement. Even if a malicious vehicle can delegate the VVMT it has acquired to a colluding node to increase the weight the latter one has in a voting game, the malicious coalition as a whole still needs to pay the cost of spatial movement, making malicious behaviors of reporting falsified events less attractive from an economic perspective. Section VI will give a detailed discussion of this dilemma situation for the malicious group from a game-theoretic perspective.

We present two algorithms (Algorithm 1 and 2) for validating vehicle-reported events in the V2I voting game and evaluate the running time of the algorithms as there are often timing constraints for emergency response actions. However, when V2I-reported data about traffic events are only used for post-event investigation [29], [30], data accuracy and correctness, rather than timing constraints, become the highest priority. In the latter scenario, incident data must be accurate and consistent such that they can be used by law enforcement agencies. Depending on which goal the algorithms want to achieve, engineers can adjust the parameter that controls the minimum number of eligible votes required for an RSU to confirm a V2I-reported traffic event (i.e., N_e in eq. 2).

B. Voting rules

Vote: A vote representing a vehicle's opinions on an event at time is denoted as $x_{i,k}^{<t>}$, where $i = \{1, 2, \dots, n\}$ represents the ID of the vehicle and $k = \{incident, workzone, congestion, \dots\}$ represents the type of the reported event. A vote will have a binary form (i.e., $x_{i,k}^{<t>} = \{-1, 1\}$) if the vote is used by vehicles to attest the occurrence of an event, which requires immediate responses by the TMC. However, $x_{i,k}^{<t>}$ can have more complex forms and be continuous if the RSU takes more complicated actions. One example is that the RSU aggregates V2I messages shared by multiple vehicles in a local area to estimate the starting location of congestion (SLoC) and travel time (TT) of the work zone before disseminating the information to the TMC and nearby vehicles in the same road [Ref. Development and Field Demonstration of DSRC Based V2V-Assisted V2I Traffic Information System for the Work Zone].

Voting rule: Let X be the set of votes a RSU receives from n vehicles in a local region, a voting rule is defined as a *social choice function* [38], [39] $X^n \rightarrow O$, which maps aggregated profiles of vehicle's opinions X^n to an outcome in O . The form of an outcome is consistent with that of the votes an RSU receives. For binary voting, O has a binary form (i.e., $O = \{-1, 1\}$), indicating that the RSU makes decisions on whether to disseminate the event to TMC or nearby vehicles or not. Therefore, $O = 1$ denotes that the RSU confirms the occurrence of the event and will forward it to the TMC to take actions on it, and vice versa. Mathematically, our proposed voting rule can be described by eq. 2.

$$O = \begin{cases} 1, & \text{if } \sum_1^{N_e} w_i * x_{i,k}^{<t>} \geq (2/3) * \sum_1^{N_e} w_i \\ -1, & \text{otherwise} \end{cases} \quad (2)$$

N_e in eq. 2 corresponds to the number of eligible votes rather than the total number of votes received. When developing data validation algorithms based on proof of travel, engineers may set up a threshold value of VVMT as the prerequisite for each vehicle participating in voting. For example, the RSU may disregard a V2I message sent by node v_i if its reputation score indicated by its VVMT is below a predetermined value $VVMT_{thld}$.

To incentivize vehicle participation in the voting game, each vehicle will be given the amount of digital rewards corresponding to its contribution. If we assume that the total amount of rewards given to the coalition group is B , for a vehicle v_i whose vote has weight w_i , the digital rewards it will earn after a traffic event is verified and disseminated by the nearby RSU is given by:

$$b_i = B \frac{w_i}{\sum_{j=1}^{N_e} w_j} \quad (3)$$

Based on the definition of voting rules in eq. 2, two algorithms built upon vehicle reputation gained from proof of travel can be used by RSUs to decide whether a vehicle-reported event should be disseminated or not.

Algorithm 1 is derived from the plurality voting principle in which each vote sent by a vehicle eligible to participate

has equal weight, namely $w_i = 1$ for vehicle v_i where $i = 1, 2, \dots, N_e$. This rule implies that the RSU will confirm the consensus that a high-criticality event has occurred in a given location at a particular time as long as more than two thirds of all nearby vehicles attest to it.

Algorithm 2, on the other hand, relies on the weighted voting principle [39] in which a vote sent by a vehicle with more VVMT and higher reputation scores carries more weight. In other words, each vehicle eligible to vote has the same weight as its accumulated reputation, namely $w_i = vvmT_i^T$. Compared to the plurality voting in Algorithm I, the RSU in Algorithm 2 will confirm a traffic event and report it to the TMC if the aggregated VVMT of the group of vehicles attesting to the event is greater than two thirds of the sum of VVMT of all vehicles in the voting game.

Although both algorithms use a vehicle's accumulated VVMT to determine its eligibility in the voting process, they differs in efficiency, security, and fairness.

In regions where the traffic density is low, an RSU may experience increased delays of confirming a V2I-reported event. This is because both algorithms requires that the total number of eligible votes must be greater than a certain level (N_e^{thld}). However, with algorithm 2, less votes are needed for the RSU to make decisions if some vehicles participating in the voting game are designed to gain high reputation scores [40]. For example, Taxis and trucks can gain higher VVMT values due to longer hours of driving per day. Also, special vehicles, such as police cars, fire trucks, or ambulances can be assigned with high reputation than private passenger vehicles.

Additionally, weighted voting can contribute to the fairness in determining rewards given to vehicles which participate in the voting. For example, a vehicle has collected more proofs indicated by its VVMT is regarded as a leading contributor to the vehicular network and thus should enjoy higher rewards in the voting process, while a new vehicle node, which has just joined the network, has relatively lower weight and will be given less digital rewards.

Although weighted voting has the potential of improving algorithm efficiency and fairness, it is more vulnerable to adversarial manipulation than plurality voting when vehicles with high VVMT are compromised by adversaries [41], [39]. This becomes possible when special vehicles, such as police cars with V2X connectivity, become the target of attacks [42].

VI. SECURITY ANALYSIS

A. Security of the POT protocol for trustworthy long-term incentives

Since the communication between vehicles and road infrastructure in the POT protocol is vulnerable to eavesdropping, colluding, and insider attacks, we need to evaluate whether and how POT protocol can defend against different types of attacks on V2I channels.

1) *Replay attacks*: Similar to other trajectory-based authentication approaches [43], [23], the POT protocol can prevent the misuse of location signatures intercepted by an adversary when eavesdropping V2I channels. This is because the public key of a vehicle attached to the location signature can ensure

Algorithm 1: The POT-based plurality voting algorithm for verifying V2I-reported traffic events

Input: $msg_i^t, VVMT_{thld}, n_{total}$
Output: Output

- 1 initialize: $n \leftarrow n_{total}$, $H \leftarrow$ set for storing valid votes;
- 2 $EType \leftarrow getEType(vote_i^t)$;
- 3 **if** $checkEventType(EType) == False$ **then**
| **return**
- 4 $\sigma_{v_i} \leftarrow getVehSig(vote_i^t)$;
- 5 **if** $verifyVehSig(\sigma_{v_i}) == False$ **then**
| **return**
- 6 $PoT_{v_i} \leftarrow getTravelProof(vote_i^t)$;
- 7 **if** $verifyVehProof(PoT_{v_i}) == False$ **then**
| **return**
- 8 $VVMT_{v_i} \leftarrow getVVMT(vote_i^t)$;
- 9 **if** $VVMT_{v_i} < VVMT_{thld}$ **then**
| **return**
- 10 $n++$;
- 11 $H.add(x_i^t)$;
- 12 $x_{coalition} \leftarrow 0$;
- for** k **in** H **do**
- 13 $x_{tmp} \leftarrow getVote(k)$;
- 14 **if** $x_{tmp} == 1$ **then**
- 15 | $x_{coalition}++$
- 16 **if** $x_{coalition} > \frac{2}{3} * n$ **and** $n > N_e$ **then**
- 17 | RSU confirms and report the event to TMC

Algorithm 2: The POT-based weighted voting algorithm for verifying V2I-reported traffic events

Input: $msg_i^t, VVMT_{thld}, n_{total}$
Output: Output

- 1 initialize: $n \leftarrow n_{total}$, $w_{agg} \leftarrow w_{total}$, $H \leftarrow$ set for storing valid votes;
- 2 $EType \leftarrow getEType(vote_i^t)$;
- 3 **if** $checkEventType(EType) == False$ **then**
| **return**
- 4 $\sigma_{v_i} \leftarrow getVehSig(vote_i^t)$;
- 5 **if** $verifyVehSig(\sigma_{v_i}) == False$ **then**
| **return**
- 6 $PoT_{v_i} \leftarrow getTravelProof(vote_i^t)$;
- 7 **if** $verifyVehProof(PoT_{v_i}) == False$ **then**
| **return**
- 8 $VVMT_{v_i} \leftarrow getVVMT(vote_i^t)$;
- 9 **if** $VVMT_{v_i} < VVMT_{thld}$ **then**
| **return**
- 10 $n++$;
- 11 $w_{agg} += VVMT_{v_i}$;
- 12 $H.add(x_i^t)$;
- 13 $w_{coalition} \leftarrow 0$;
- for** k **in** H **do**
- 14 $x_{tmp} \leftarrow getVote(k)$;
- 15 $w_{tmp} \leftarrow getVVMT(k)$;
- 16 **if** $x_{tmp} == 1$ **then**
- 17 | $w_{coalition} += w_{tmp}$
- 18 **if** $w_{coalition} > \frac{2}{3} * w_{agg}$ **and** $n > N_e$ **then**
- 19 | RSU confirms and report the event to TMC

that only the vehicle who holds the corresponding private key can claim the "ownership" of the location signature and use it as proof.

2) *Proof or trajectory forgery by "inside" adversaries:* Incorporating cryptography hashing (e.g., sha256) into the signed data can prevent the forgery of chains of proofs. Since we have added the hash of the previous location signature into the contents of the current location signature during stage-2 of the POT protocol, any changes made to a particular location signature will also change its hash value, which results in an inconsistency between the hash of that particular location signature and the pre-hash value contained in the next location signature in the chain of proofs. This also means that an adversary who holds valid vehicle credentials and wants to forge a valid chain of proofs containing multiple location signatures must be physically present in each corresponding RSU. The adversary must also follow a "plausible" trajectory to gain VVMT as any RSU only accepts a location signature request if the previous signature attached to it is signed by another legitimate RSU (legitimacy checks on location signature in Stage-2), and the trust authority will verify the plausibility of a vehicle's claimed trajectory indicated by its chain of proofs (trajectory plausibility checks in Stage-3).

It is the cost of "compulsory" spatial movement for gaining location signatures that reduces the adversary's incentive for being malicious. However, the requirement for spatial movement will not incur extra cost to normal travelers.

3) *Private key swapping by colluding nodes:* Although POT does not completely eliminate colluding nodes, it can diminish the negative effect of misusing location signatures for the same reasons discussed in proof-forgery attacks. For example, even if a malicious vehicle node may tunnel the location signature it collects along with its private key to another colluding node, the former one must also share a valid chain of proofs it acquired for the latter node to gain VVMT. Sharing only a subset of locations signatures or modifying any location signatures will invalidate the whole chain of proofs. This also means that, from an economic perspective, the group of colluding nodes as a whole must always "pay the cost" incurred by spatial movement. When the cost becomes greater than the benefit the colluding nodes earn, they lose the incentive for forging V2I events.

B. Security of the V2I voting algorithm for trustworthy short-term incentives

While the POT protocol can be used to enhance voting algorithms for V2I message verification, its adoption can also bring new cyber risks. For example, an attacker who is familiar with the POT protocol may try to collect proofs to increase its reputation score by behaving normally for a period of time and then suddenly cast a malicious vote to destroy the system for V2I event verification. Admittedly, the long-term and short-term incentives designs presented earlier are not able to completely eliminate vehicles with malicious intent to collect proofs and then vote. However, we aim to show that voting algorithms built on the POT protocol can increase the cost needed for a group of colluding adversaries to "win"

in the voting game such that rational adversaries will lose or at least have less economic incentives of initiating attacks. In this regard, the POT protocol and the derived voting mechanisms mitigate malicious voters by means of cryptography-enabled economics mechanisms.

The tradeoff faced by adversaries can be formulated as a Bayesian game between an adversary group and a benign group based on the assumption that both the attackers within the adversary group and the normal vehicles within the benign group will coordinate and act as a whole. Additionally, each group has incomplete information about the power and the resources the other group has for the offense and the defense. For example, the attack group might not know how many benign vehicles that are eligible to vote will report the same traffic event at a local region during the same duration.

We assume that the adversary group has a continuous strategy space $S_{adv} \sim U(0, N_a)$ drawn from a uniform distribution, where N_a denotes the maximum number of malicious vehicles which are eligible to vote in the local region where the attack occurs. Since we assume that all adversaries within a group acts as a whole, a strategy s_{adv} the malicious group takes denotes the resources it is willing to spend to compromise the system. Similarly, it is assumed that the benign group has a continuous strategy space $S_b \sim U(0, N_b)$ drawn from a uniform distribution, where s_b denotes the number of normal vehicles which are eligible and have participated to vote in the local region where the attack occurs.

To show how the POT-based voting game mitigate malicious behaviors, we derive the payoff of the malicious group after one round of voting. Specifically, the malicious group will earn zero payoff if it was to abstain from voting while the payoff to vote is determined by the cost of launching attacks and the reward of winning in the game. Lemma VI-B gives the conditions in which a malicious group will have the motivation to launch attacks of casting malicious votes.

Lemma VI.1. *In the V2I voting game with the plurality rules in Algorithm 1, a malicious group must have $s_{adv} > \frac{N_b}{2} - \frac{\alpha * B_{adv}}{R_T * C_m}$ to have economic incentives to launch attacks.*

In addition to the reward of winning in the voting game (B_{adv}), there are four factors that can influence the resources (s_{adv}) the malicious group need to allocate to win the game: the cost of travel per VVMT (C_m), the reputation threshold for each vehicle to be eligible to vote (R_T), the pre-determined constant (α) that determines the reputation score a vehicle can earn per VVMT, and the number of normal vehicles participating in the game (N_b). With a fixed cost of travel, this lemma implies that we can reduce adversaries' incentives to misbehave by designing the incentive mechanism such that the RSU dynamically adjusts R_T and α based on the density of vehicles in a local region and the estimated reward of the malicious group.

Proof. The cost for the malicious group to launch the attack C_{adv} is given in equation 2 and can be derived from Algorithm 1. Consider that each malicious node (denoted as v_i) must have a reputation score greater than a pre-determined threshold ($R_i > R_T$) to be eligible to vote based on the voting

Algorithm 1. With the assumption of a linear relation between the reputation of v_i and the VVMT it has accumulated, we must have $\alpha * vvmt_i > R_T$ for each malicious vehicle. In other words, the total VVMT that each malicious node traveled must be at least $\frac{R_T}{\alpha}$. If we assume that the cost per VVMT is C_m , then the cost for each individual malicious vehicle is $\frac{R_T * C_m}{\alpha}$ while the total cost for the malicious group with size s_b to win is $\frac{R_T * C_m * s_b}{\alpha}$. The cost C_m might include adversaries' efforts to get access to valid V2X credentials stored in compromised or stolen vehicles, the energy consumption for travelling, and the logistic cost for coordinating attack behaviors.

$$C_{adv} = \frac{R_T * C_m * s_{adv}}{\alpha} \quad (4)$$

Given the voting rule in Algorithm 1, the payoff of the malicious group is given in (VI-B) and can be determined by the relation between s_{adv} and s_b , i.e., the strategy taken by the benign and the malicious group respectively. For the malicious group to collude and win in the voting game under the plurality rule in Algorithm 1, the number of adversarial vehicles s_{adv} must be greater than half of the number of normal vehicles s_b that participate in the voting in the local region during the same duration [44]. This ratio of the number of eligible vehicles in the malicious group to the number of vehicles participating in the benign group can differ among different voting rules. For example, the weighted voting rules, which will be presented in section 7, requires the malicious group to accumulate a total VVMT value greater than half of the total VVMT value hold by the benign group.

$$u_{adv} = \begin{cases} B_{adv}, & \text{if } s_b \leq 2 * s_{adv} \\ -C_{adv}, & \text{otherwise} \end{cases} \quad (5)$$

With the assumption that s_b follows a uniform distribution, the expected payoff for the malicious group can then be derived by integrating the payoff defined in (5) over all values of s_b , as shown in (6).

$$\begin{aligned} E[u_{adv}] &= \int_0^{2s_{adv}} B_{adv} d(s_b) + \int_{2s_{adv}}^{N_b} -C_{adv} d(s_b) \\ &= \frac{2}{\alpha} R_T s_{adv}^2 + (2B_{adv} - \frac{N_b}{\alpha} R_T C_m) s_{adv} \end{aligned} \quad (6)$$

By letting $E[u_{adv}] > 0$, we have:

$$s_{adv} > \frac{N_b}{2} - \frac{\alpha * B_{adv}}{R_T * C_m}$$

□

VII. PERFORMANCE EVALUATION

To evaluate the performance of proposed the POT protocol and the extended V2I voting algorithms, We implement the POT protocol and the voting algorithm in the V2X Simulation Runtime Infrastructure (VSimRTI) [45] and conduct vehicular simulation in a two-lane highway (Interstate highway I-80 within Wyoming).

The simulation is conducted in a desktop with Intel(R) Core(TM) i7-6850K processor at 3.6GHz, 32GB RAM memory, and (X64)Windows 10 operating system. The parameter settings in the simulator VSimRTI is given in Table III.

TABLE III: PARAMETERS SETTINGS IN THE SIMULATION

Parameters	Settings
Simulation time	1000 seconds
Number of vehicles	200
Speed of vehicles	60 mph (max)
Traffic flow	1000/1500/3000/4500
Traffic simulator	SUMO 1.2.0
Network simulator	Simple Network Simulator (SNS)
Communication range of OBU/RSU	500 meters
Hash algorithm used by RSU	SHA-256

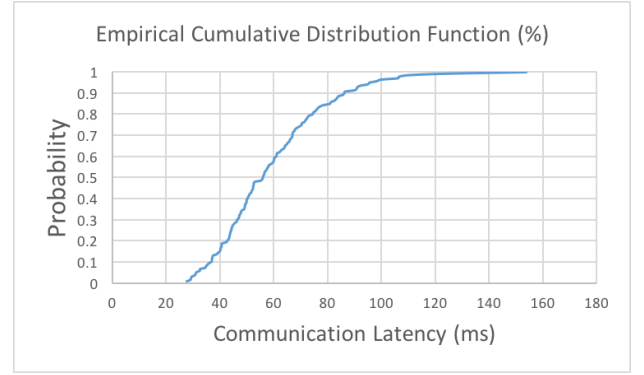


Fig. 4: The communication latency for a vehicle to acquire a single location signature in the POT protocol

The performance of the POT protocol is shown in Fig. 4. Specifically, the empirical cumulative distribution function of communication latency illustrates the delay between the moment a vehicle sends a request for location signatures to the RSU within its communication range and the moment the location signature is received by the sender vehicle. It takes 59.31 ms in average for a vehicle to acquire a single location signature with a standard deviation of 20.86 ms.

The performance of the V2I voting algorithm (as shown in Algorithm I) is given in fig. 5. We consider the time duration between the moment when an event is first observed by a vehicle and reported to the RSU and when the RSU has finished on validating the authenticity, correctness, and accuracy of the event. The average time for a RSU to confirm a V2I-reported traffic event is influenced by the minimum number of eligible votes required (N_e) from vehicles and by the local traffic density near the RSU.

The results suggest that the proposed algorithm can meet the timing requirement of emergency responses in most settings. Specifically, an RSU can finish verifying a V2I-reported event within 10 seconds, which is aligned with the recommendation by World Health Organization that post-crash care needs to be initiate as soon as possible to increase the chance of survival [46], [47].

However, exceptions occur when we increase the minimum number of eligible votes required in the voting algorithm. For example, if we set the N_e value to be greater than 15, the RSU with the same voting-based algorithm will spend more than 25 seconds to confirm a traffic event when the traffic density is smaller than 17 vehicles per mile. While the voting algorithms with this setting may not work for high-

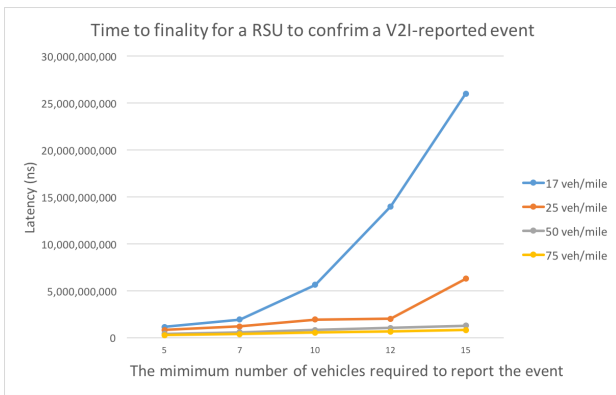


Fig. 5: The performance evaluation of the plurality voting algorithm in V2I voting game. The minimum number of valid votes (i.e., eligible vehicles) is controlled by the parameter N_e in Algorithm I

criticality events which requires immediate medical attention or evacuation, they can be used for V2I events in post-incident investigations as data accuracy and correctness are the highest priority. We will explore this tradeoff for V2I-reported events with different criticality levels in Part II of this study.

VIII. DESIGN CONSIDERATIONS FOR THE REAL-WORLD DEPLOYMENT OF THE POT PROTOCOL

To adopt and implement the POT protocol in the real-world, we need to consider the design opportunities posed by credential management systems for V2X communication and the constraints by the distribution of infrastructure components (e.g., RSUs) in the target region and country for V2X deployment.

The security credential management system (SCMS) developed for connected vehicles in the U.S. [48], [49], for example, provides opportunities for POT applications. Since one of the goal of the SCMS is to identify and revoke certificates assigned to compromised vehicles which broadcast malicious events, we can explore the role of the POT protocol in this revocation process. Specifically, it is proposed in [48] that the SCMS uses malicious reports sent by on-board devices installed on vehicles to determine whether to revoke the certificate assigned to a particular vehicle. In this case, a vehicle’s reputation attested by its proof of travel can serve as the root of trust in its malicious reports in the early stage of SCMS deployment. Additionally, the idea of providing digital rewards to vehicles which share traffic event data can be extended and applied to the SCMS for incentivizing each connected vehicle to share malicious behaviors they detected to infrastructure.

Among design constraints for implementing the proposed POT protocol in the real world, the most challenging one faced by engineers might be to decide the maximum length of the chain of proofs a vehicle should store on-board. For the convenience of identify verification, a vehicle might be required by infrastructure to keep a minimum number of location signatures on-board and attach them to V2I messages for identity verification. For example, proofs of locations have been used to detect Sybil nodes in vehicular networks [24].

Previous work show that each vehicle must be required to acquire at least 15 location signatures from RSUs along its path of movement if we want to achieve 98% accuracy in detecting sybil nodes [43]. However, this security guarantee comes at a price: maintaining a long chain of location signatures will increase the memory consumption by each vehicle and incur extra communication overhead.

In addition to concerns over resource consumption, since each location signature is signed by a RSU and assigned to a vehicle with a particular public key owned by the vehicle, the number of key pairs (titled pseudonym certificates in [48]) hold by the vehicle and their validity period (i.e., the time until the certificates expire) may also set a limit on the maximum length of a chain of location signatures for ensuring the vehicle’s anonymity. For example, to maintain anonymity, most vehicles, with an average of two hours of driving per vehicle per day, which participate in the connected vehicle pilots are assigned with 20 pseudonym certificates [48]. However, exceptions are made for some taxi cabs with much more hours of driving per day or trucks operating in suburban areas where the RSU deployment is sparse. Taxi cabs can hold 60 pseudonym certificates “per validity period for their vehicles”. The direct consequence of this design is that there will exist “high-stake” or “high-reputation” vehicles because they can collect more location proofs from longer travel distance and hours.

IX. LIMITATIONS AND FUTURE WORK

This paper evaluates the proposed methodology for V2I data sharing and dissemination through theoretical analysis and preliminary experiments. In Part II of this research, we will further investigate the performance of the POT protocol through hardware in the loop (HIL) testing. Additionally, and the technological feasibility of adopting the V2I-event validation algorithms in transportation emergency responses will be further investigated through traffic simulation and empirical studies by taking into account the influence of different geographic regions on the traffic pattern and RSU distribution.

The performance evaluation of the POT protocol in this paper relies on simplistic delay models provided by the simulator. These models can underestimate the delays caused by data processing and message authentication by RSUs [50], which often have limited computation resources in real-world deployment. In part II, we will develop V2I latency models with more a realistic estimation of processing delays from HIL testing on commercial off-the-shelf edge devices.

The technical feasibility of implementing POT-based approaches for validating traffic events depends on specific needs of using V2I data in transportation management, which vary in relation to unique characteristics of each geographical area. Motivated by current research and efforts of V2I-supported emergency communication and responses in both academia [51], [7] and industries [2], [52], [3], Part II of the study will focus on future scenarios of using V2I-disseminate data for emergency response purposes in different regions, including central areas in metropolitan cities (e.g., New York

City) with a high density of both vehicles and RSU deployment and highways or suburb regions (e.g., Interstate 80 highway in the U.S.) where RSUs are less densely distributed. These regions often have different needs and requirements for emergency responses in events of natural or man-made disasters. In particular, we will explore how V2I data validation approaches build upon the POT protocol can help developers achieve the balance between making correct decisions on the existence of adversaries and reducing the response time.

In addition to protocol performance and technological feasibility, the privacy of vehicle owners, especially location privacy, needs to be protected during the proof-collection process. In particular, previous work uses threshold ring signature to achieve conditional privacy in authenticating V2I messages [22], [20]. Another promising technique is zero-knowledge proof [53], which allows mutual authentication between vehicles without revealing their identities.

X. CONCLUSION


This paper proposes a POT protocol for determining the reputation of and contributions in data sharing made by each connected vehicle in V2I environment. Based the reputation derived from the POT protocol, a V2I voting game is developed for validating the authenticity and accuracy of traffic events shared by vehicles. Results from simulation experiments suggest that the message exchange between vehicles and infrastructure in the POT protocol can meet the requirements of delays for V2X communication in most traffic conditions, while the theoretical analysis of protocol security shows that the V2I data validation algorithms built upon proof of travel can mitigate malicious behaviors by creating burdens of spatial movement that incurs a large cost of launching V2I-event spoofing attacks. Part II of this research will further evaluate the protocol performance through HIL testing and investigate the feasibility of applying the proposed methods to V2I-based transportation emergency management in different real-world settings.

REFERENCES

- [1] S. Johnson, V. Blue, S. Novosad, J. JonMichael, D. Miller, M. Wacht, J. Brown, S. Reich, G. Allegretto, and T. H. E. Authority, "Connected vehicle pilot deployment program phase i: comprehensive pilot deployment plan: Tampa hillsborough expressway authority (thea)," Tampa Hillsborough Expressway Authority, Tech. Rep., 2016.
- [2] U. D. of Transportation. (2019) Emergency communications and evacuation information. [Online]. Available: <https://www.cvp.nyc/emergency-communications-and-evacuation-information>
- [3] T. S. A. Group. (2020) Cv/av needs specific to emergency response white paper. [Online]. Available: <https://mva.maryland.gov/safety/Documents/CV-and-AV-Needs-Specific-to-Emergency-Response-White-Paper-Final.pdf>
- [4] F. Kitchener, R. Young, M. Ahmed, G. Yang, S. Gaweesh, T. English, V. Garcia, A. Ragan, N. U. Serulle, D. Gopalakrishna *et al.*, "Connected vehicle pilot deployment program: Phase 2 final system performance report, baseline conditions-wydot cv pilot," United States. Dept. of Transportation, Tech. Rep., 2018.
- [5] M. Chowdhury, M. Rahman, A. Rayamajhi, S. M. Khan, M. Islam, Z. Khan, and J. Martin, "Lessons learned from the real-world deployment of a connected vehicle testbed," *Transportation Research Record*, vol. 2672, no. 22, pp. 10–23, 2018.
- [6] T. S. A. Group. (2019) Advanced automatic collision notification (aacn). [Online]. Available: <http://www.tsag-its.org/wp-content/uploads/2019/05/AACN-Whitepaper-Final.pdf>
- [7] A. W. Obenaus, R. R. Souleyrette, R. M. Kluger, and A. Pratelli, "Impact of self-driving and connected vehicles on emergency response: The case of the usa and implications for italy," *WIT Transactions on The Built Environment*, vol. 189, pp. 101–112, 2019.
- [8] K. Rostamzadeh, H. Nicanfar, N. Torabi, S. Gopalakrishnan, and V. C. Leung, "A context-aware trust-based information dissemination framework for vehicular networks," *IEEE Internet of Things journal*, vol. 2, no. 2, pp. 121–132, 2015.
- [9] Y. Feng, S. Huang, Q. A. Chen, H. X. Liu, and Z. M. Mao, "Vulnerability of traffic control system under cyberattacks with falsified data," *Transportation research record*, vol. 2672, no. 1, pp. 1–11, 2018.
- [10] M. Islam, M. Chowdhury, H. Li, and H. Hu, "Cybersecurity attacks in vehicle-to-infrastructure applications and their prevention," *Transportation research record*, vol. 2672, no. 19, pp. 66–78, 2018.
- [11] D. Suo, J. Moore, M. Boesch, K. Post, and S. E. Sarma, "Location-based schemes for mitigating cyber threats on connected and automated vehicles: A survey and design framework," *IEEE Transactions on Intelligent Transportation Systems*, 2020.
- [12] S. So, P. Sharma, and J. Petit, "Integrating plausibility checks and machine learning for misbehavior detection in vanet," in *2018 17th IEEE International Conference on Machine Learning and Applications (ICMLA)*. IEEE, 2018, pp. 564–571.
- [13] R. W. van der Heijden, S. Dietzel, T. Leinmüller, and F. Kargl, "Survey on misbehavior detection in cooperative intelligent transportation systems," *IEEE Communications Surveys & Tutorials*, vol. 21, no. 1, pp. 779–811, 2018.
- [14] S. Gyawali, Y. Qian, and R. Q. Hu, "Machine learning and reputation based misbehavior detection in vehicular communication networks," *IEEE Transactions on Vehicular Technology*, vol. 69, no. 8, pp. 8871–8885, 2020.
- [15] A. Alnasser, H. Sun, and J. Jiang, "Recommendation-based trust model for vehicle-to-everything (v2x)," *IEEE Internet of Things Journal*, vol. 7, no. 1, pp. 440–450, 2019.
- [16] D. Suo and S. E. Sarma, "Proof-of-travel: A protocol for trustworthy v2i communication and incentive designs," in *2020 IEEE Vehicular Networking Conference (VNC)*. IEEE, 2020, pp. 1–4.
- [17] T. H. E. Authority. (2018) Participants of tampa hillsborough expressway authority connected vehicle pilot. [Online]. Available: <https://theacvprogram.com/current-participant/>
- [18] H. Liu, Y. Zhang, and T. Yang, "Blockchain-enabled security in electric vehicles cloud and edge computing," *IEEE Network*, vol. 32, no. 3, pp. 78–83, 2018.
- [19] J. Kang, Z. Xiong, D. Niyato, D. Ye, D. I. Kim, and J. Zhao, "Toward secure blockchain-enabled internet of vehicles: Optimizing consensus management using reputation and contract theory," *IEEE Transactions on Vehicular Technology*, vol. 68, no. 3, pp. 2906–2920, 2019.
- [20] L. Li, J. Liu, L. Cheng, S. Qiu, W. Wang, X. Zhang, and Z. Zhang, "Creditcoin: A privacy-preserving blockchain-based incentive announcement network for communications of smart vehicles," *IEEE Transactions on Intelligent Transportation Systems*, vol. 19, no. 7, pp. 2204–2220, 2018.
- [21] Z. Yang, K. Yang, L. Lei, K. Zheng, and V. C. Leung, "Blockchain-based decentralized trust management in vehicular networks," *IEEE Internet of Things Journal*, vol. 6, no. 2, pp. 1495–1505, 2018.
- [22] X. Liu, H. Huang, F. Xiao, and Z. Ma, "A blockchain-based trust management with conditional privacy-preserving announcement scheme for vanets," *IEEE Internet of Things Journal*, vol. 7, no. 5, pp. 4101–4112, 2019.
- [23] S. Chang, Y. Qi, H. Zhu, J. Zhao, and X. Shen, "Footprint: detecting sybil attacks in urban vehicular networks," *IEEE Transactions on Parallel and Distributed Systems*, vol. 23, no. 6, pp. 1103–1114, 2011.
- [24] S. Park, B. Aslam, D. Turgut, and C. C. Zou, "Defense against sybil attack in the initial deployment stage of vehicular ad hoc network based on roadside unit support," *Security and Communication Networks*, vol. 6, no. 4, pp. 523–538, 2013.
- [25] H. Liu, C.-W. Lin, E. Kang, S. Shiraishi, and D. M. Blough, "A byzantine-tolerant distributed consensus algorithm for connected vehicles using proof-of-eligibility," in *Proceedings of the 22nd International ACM Conference on Modeling, Analysis and Simulation of Wireless and Mobile Systems*, 2019, pp. 225–234.
- [26] M. Baza, M. Nabil, M. M. E. A. Mahmoud, N. Bewermeier, K. Fidan, W. Alasmay, and M. Abdallah, "Detecting sybil attacks using proofs of work and location in vanets," *IEEE Transactions on Dependable and Secure Computing*, 2020.
- [27] T. Zhang and L. Delgrossi, *Vehicle safety communications: protocols, security, and privacy*. John Wiley & Sons, 2012, vol. 103.

- [28] N. K. Chaubey and D. Yadav, "A taxonomy of sybil attacks in vehicular ad-hoc network (vanet)," in *IoT and Cloud Computing Advancements in Vehicular Ad-Hoc Networks*. IGI Global, 2020, pp. 174–190.
- [29] M. Cebe, E. Erdin, K. Akkaya, H. Aksu, and S. Uluagac, "Block4forensic: An integrated lightweight blockchain framework for forensics applications of connected vehicles," *IEEE Communications Magazine*, vol. 56, no. 10, pp. 50–57, 2018.
- [30] H. Guo, E. Meamari, and C.-C. Shen, "Blockchain-inspired event recording system for autonomous vehicles," in *2018 1st IEEE international conference on hot information-centric networking (HotICN)*. IEEE, 2018, pp. 218–222.
- [31] F. Restuccia, S. K. Das, and J. Payton, "Incentive mechanisms for participatory sensing: Survey and research challenges," *ACM Transactions on Sensor Networks (TOSN)*, vol. 12, no. 2, pp. 1–40, 2016.
- [32] W. Mobile. (2020) Wazeopedia: Your rank and points. [Online]. Available: <https://wazeopedia.waze.com/wiki/USA/>
- [33] D. Ariely, A. Bracha, and S. Meier, "Doing good or doing well? image motivation and monetary incentives in behaving prosocially," *American Economic Review*, vol. 99, no. 1, pp. 544–555, 2009.
- [34] J. Yu, D. Kozhaya, J. Decouchant, and P. Esteves-Verissimo, "Repucoin: Your reputation is your power," *IEEE Transactions on Computers*, vol. 68, no. 8, pp. 1225–1237, 2019.
- [35] T. A. Williams, B. Chigoy, J. D. Borowiec, B. Glover *et al.*, "Methodologies used to estimate and forecast vehicle miles traveled (vmt)," 2016.
- [36] S. Shen and M. Shaw, "Managing coordination in emergency response systems with information technologies," *AMCIS 2004 Proceedings*, p. 252, 2004.
- [37] L. Chen and C. Englund, "Every second counts: integrating edge computing and service oriented architecture for automatic emergency management," *Journal of Advanced Transportation*, vol. 2018, 2018.
- [38] Y. Shoham and K. Leyton-Brown, *Multiagent systems: Algorithmic, game-theoretic, and logical foundations*. Cambridge University Press, 2008.
- [39] S. Leonardos, D. Reijsbergen, and G. Piliouras, "Weighted voting on the blockchain: Improving consensus in proof of stake protocols," *International Journal of Network Management*, vol. 30, no. 5, p. e2093, 2020.
- [40] I. Bilogrevic, M. H. Manshaei, M. Raya, and J.-P. Hubaux, "Optimal revocations in ephemeral networks: A game-theoretic framework," in *8th International Symposium on Modeling and Optimization in Mobile, Ad Hoc, and Wireless Networks*. IEEE, 2010, pp. 21–30.
- [41] H. Aziz, Y. Bachrach, E. Elkind, and M. Paterson, "False-name manipulations in weighted voting games," *Journal of Artificial Intelligence Research*, vol. 40, pp. 57–93, 2011.
- [42] D. reading. (2015) State trooper vehicles hacked. [Online]. Available: <https://www.darkreading.com/attacks-breaches/state-trooper-vehicles-hacked-/d/d-id/1322415>
- [43] C. Chen, X. Wang, W. Han, and B. Zang, "A robust detection of the sybil attack in urban vanets," in *2009 29th IEEE International Conference on Distributed Computing Systems Workshops*. IEEE, 2009, pp. 270–276.
- [44] M. Castro, B. Liskov *et al.*, "Practical byzantine fault tolerance," in *OSDI*, vol. 99, no. 1999, 1999, pp. 173–186.
- [45] R. Protzmann, B. Schünemann, and I. Radusch, "Simulation of convergent networks for intelligent transport systems with vsimrti," *Networking Simulation for Intelligent Transportation Systems: High Mobile Wireless Nodes*, pp. 1–28, 2017.
- [46] P. W. Shaikh, "Covers: Connected vehicles emergency response system with v2i and i2i communication," 2019.
- [47] W. H. Organization *et al.*, "Global status report on road safety 2018: Summary," World Health Organization, Tech. Rep., 2018.
- [48] U. D. of Transportation. (2019) Connected vehicle deployment technical assistance: Security credential management system (scms) technical primer. [Online]. Available: <https://rosap.nhtl.gov/view/dot/43635>
- [49] B. Brecht, D. Theriault, A. Weimerskirch, W. Whyte, V. Kumar, T. Hehn, and R. Goudy, "A security credential management system for v2x communications," *IEEE TRANSACTIONS ON INTELLIGENT TRANSPORTATION SYSTEMS*, vol. 19, no. 12, 2018.
- [50] B. K. Chaurasia and S. Verma, "Infrastructure based authentication in vanets," *International Journal of Multimedia and Ubiquitous Engineering*, vol. 6, no. 2, pp. 41–54, 2011.
- [51] K. A. Khalique, S. M. Raza, O. Chughtai, A. Qayyum, and J. Pannek, "Experimental validation of an accident detection and management application in vehicular environment," *Computers & Electrical Engineering*, vol. 71, pp. 137–150, 2018.
- [52] U. D. of Transportation. (2020) U.s. transportation secretary elaine I. chao announces new initiatives to improve safety on america's roads.

- [Online]. Available: <https://www.transportation.gov/briefing-room/us-transportation-secretary-elaine-i-chao-announces-new-initiatives-improve-safety>
- [53] P. Wang, C.-M. Chen, S. Kumari, M. Shojafar, R. Tafazolli, and Y.-N. Liu, "Hdma: hybrid d2d message authentication scheme for 5g-enabled vanets," *IEEE Transactions on Intelligent Transportation Systems*, 2020.



Dajiang Suo is a postdoctoral associate at MIT Auto-ID Lab. He obtained a Ph.D. in Mechanical Engineering from MIT in 2020. Suo holds a B.S. degree in mechatronics engineering, and S.M. degrees in Computer Science and Engineering Systems. His research interests include the trustworthiness and privacy preservation of multimodal vehicle data. Suo also worked on polarization-based sensing technologies for object recognition in autonomous vehicles.

Before returning to school to pursue PhD degree, Suo was with the vehicle control and autonomous driving team at Ford Motor Company (Dearborn, MI), working on the safety and cyber-security of automated vehicles. He also serves on the Standing Committee on Enterprise, Systems, and Cyber Resilience (AMR40) at the Transportation Research Board.



Jinhua Zhao is the Associate Professor of City and Transportation Planning at the Massachusetts Institute of Technology (MIT). Prof. Zhao brings behavioral science and transportation technology together to shape travel behavior, design mobility system, and reform urban policies. He develops methods to sense, predict, nudge, and regulate travel behavior and designs multimodal mobility systems that integrate automated and shared mobility with public transport. He sees transportation as a language to describe a person, characterize a city, and

understand an institution and aims to establish the behavioral foundation for transportation systems and policies. Prof. Zhao directs the JTL Urban Mobility Lab and Transit Lab at MIT and leads long-term research collaborations with major transportation authorities and operators worldwide, including London, Chicago, Hong Kong, and Singapore. He is the co-director of the Mobility Systems Center of the MIT Energy Initiative, and the director of the MIT Mobility Initiative.



Sanjay E. Sarma Sanjay Sarma is the Fred Fort Flowers (1941) and Daniel Fort Flowers (1941) Professor of Mechanical Engineering at MIT. He is the Vide President Open Learning at MIT. He co-founded the Auto-ID Center at MIT and developed many of the key technologies behind the EPC suite of RFID standards now used worldwide. He was also the founder and CTO of OATSystems, which was acquired by Checkpoint Systems (NYSE: CKP) in 2008. He serves on the boards of GS1, EPCglobal and several startup companies including Top Flight Technologies, Hochschild Mining (HOC:LSE) and edX.

Dr. Sarma received his Bachelors from the Indian Institute of Technology, his Masters from Carnegie Mellon University and his PhD from the University of California at Berkeley. Sarma also worked at Schlumberger Oilfield Services in Aberdeen, UK, and at the OATSystems. He has authored over 150 academic papers in computational geometry, sensing, RFID, automation and CAD, and is the recipient of numerous awards for teaching and research including the MacVicar Fellowship, the Business Week eBiz Award and Informationweek's Innovators and Influencers Award. He advises several national governments and global companies.