

# TedNet: A Pytorch Toolkit for Tensor Decomposition Networks

Yu Pan<sup>a</sup>, Maolin Wang<sup>c</sup>, Zenglin Xu<sup>a,b,\*</sup>

<sup>a</sup>*Harbin Institute of Technology Shenzhen, Shenzhen, China*

<sup>b</sup>*Pengcheng Lab, Shenzhen, China*

<sup>c</sup>*University of Electronic Science and Technology of China, Chengdu, China*

---

## Abstract

Tensor Decomposition Networks(TDNs) prevail for their inherent compact architectures. For providing convenience, we present a toolkit named TedNet that is based on the Pytorch framework, to give more researchers a flexible way to exploit TDNs. TedNet implements 5 kinds of tensor decomposition(i.e., CANDECOMP/PARAFAC(CP), Block-Term Tucker(BT), Tucker-2, Tensor Train(TT) and Tensor Ring(TR)) on traditional deep neural layers, the convolutional layer and the fully-connected layer. By utilizing these basic layers, it is simple to construct a variety of TDNs like TR-ResNet, TT-LSTM, etc. TedNet is available at <https://github.com/tnbar/tednet>.

*Keywords:* Tensor Decomposition Networks, Deep Neural Networks, Tensor Optimization

---

## 1. Introduction

Tensor Decomposition Networks(TDNs) are constructed by decomposing deep neural layers with tensor formats. For the reason that the original tensor of a layer can be recovered from tensor decomposition cores, TDNs are often regarded as a compression method for the corresponding networks. Compared with traditional networks like Convolution Neural Networks(CNNs) and Recurrent Neural Networks(RNNs), TDNs can be much smaller and

---

\*Corresponding author

*Email addresses:* [iperryuu@gmail.com](mailto:iperryuu@gmail.com) (Yu Pan), [morin.w98@gmail.com](mailto:morin.w98@gmail.com) (Maolin Wang), [zenglin@gmail.com](mailto:zenglin@gmail.com) (Zenglin Xu)

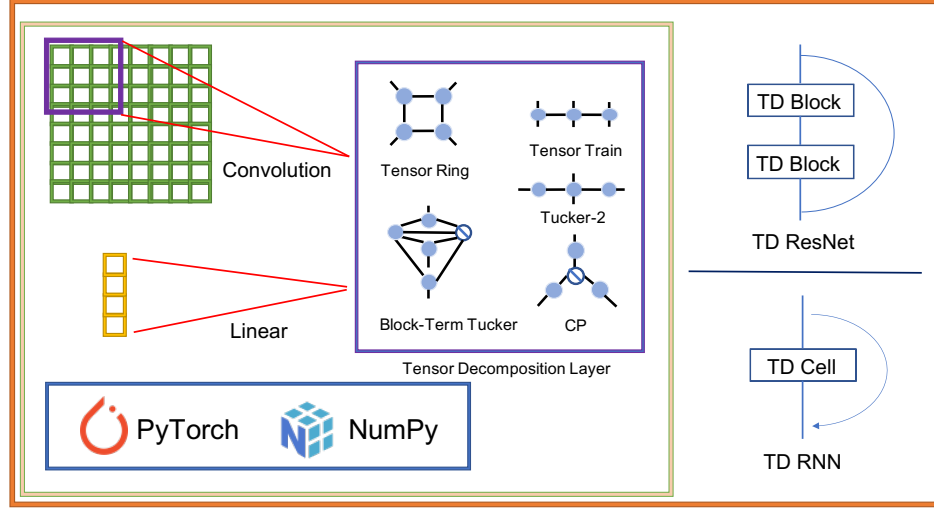


Figure 1: The framework of TedNet. TedNet is based on Pytorch and adopts NumPy to process numerical calculations. Tensor decomposition (TD) can be applied to convolutional layers or linear layers. We implemented several variants of tensor decomposition methods, including CP, Tucker, Tensor Ring, Tensor Train, and Block-term Tucker. Tensor decomposition can be fulfilled in convolution neural networks. An illustration of two tensorial classical neural blocks(i.e., ResNet and RNN) that are built on the Tensor Decomposition Layer is shown in the right of the figure.

occupy a little memory. For example, TT-LSTM [1], BT-LSTM [2], TR-LSTM [3] are able to reduce 17554, 17414 and 34192 times parameters with a higher accuracy than the original models. With light-weight architectures and good performance, TDNs are promising to be used in kinds of source-restricted scenes like mobile equipment, microcomputers and so on. Under this background, we design TedNet package for providing convenience for researchers to explore on TDNs.

Related packages are T3F [4], Tensorly [5], TensorD [6], TensorNetwork [7], tntorch [8]. T3F is explicitly designed for Tensor Train Decomposition on Tensorflow [9]. Similarly based on Tensorflow, TensorD supports CP and Tucker decomposition. By contrast, to provide sufficient help, TedNet implements 5 kinds of tensor decomposition with backend Pytorch [10]. TensorNetwork and Tensorly incorporate abundant tensor calculation tools. TensorNetwork is built on Tensorflow, while Tensorly runs with a variety of backends like CuPy, Pytorch, Tensorflow and so on. Unfortunately, TensorNetwork and Tensorly both serve for tensor decomposition algorithms rather

Function	Description
set_tn_type	Set the tensor decomposition type.
set_nodes	Generate tensor decomposition nodes, then edit node information.
set_params_info	Record information of Parameters.
tn_contract	The function of contracting inputs and tensor nodes.

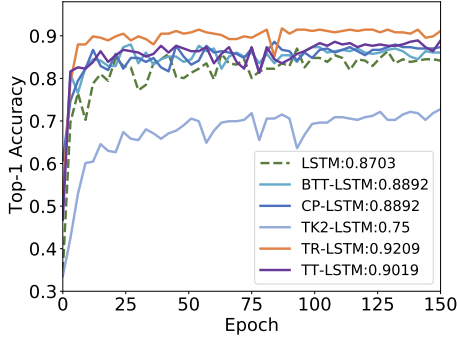
Table 1: Functions of **\_TNBase**.

than TDNs and lack support to Application Programming Interface(API) to build tensorial neural networks directly. Compared with them, TedNet can set up a TDN layer quickly by calling API directly. In addition, we also provide several deep TDNs that are popular for researchers now. Due to the Dynamic Graph Mechanism of Pytorch, TedNet is also flexible to DEBUG for programmers.

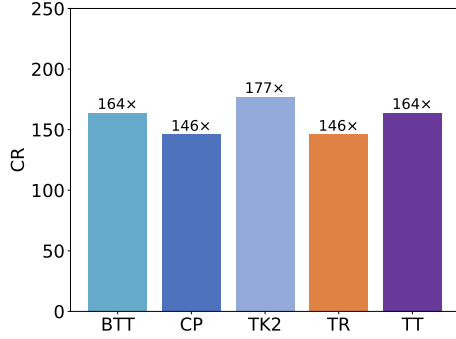
## 2. TedNet Details

TedNet is designed with the goal of building TDNs by calling corresponding APIs, which can extremely simplify the process of constructing TDNs. As shown in Figure 1, TedNet adopts Pytorch as the training framework because of its auto differential function and convenience to build DNN models. Specifically, the fundamental module of TedNet is **\_TNBase**, which is an abstracted class and inherits from **torch.nn.Module**. Thus, TedNet models can be amicably combined with other Pytorch models. As an abstracted class, **\_TNBase** requires sub-classes to implement 4 functions as described in Table 1. In addition, for better numerical calculations, TedNet also uses NumPy [11] to assist in tensor operations.

Usually, DNNs are constructed with CNNs and Linears. The weight of a CNN is a 4-mode tensor  $\mathbf{C} \in \mathbb{R}^{K \times K \times C_{in} \times C_{out}}$ , where  $K$  means the convolutional window,  $C_{in}$  denotes the input channel and  $C_{out}$  represents the counterpart output channel. And a Linear is a matrix  $\mathbf{W} \in \mathbb{R}^{I \times O}$ , where  $I$  and  $O$  are length of input and output feature respectively. Similar to DNNs, TDNs consist of TD-CNNs and TD-Linears(For simplification, TD- denotes the corresponding tensor decomposition model), whose weights  $\mathbf{C}$  and  $\mathbf{W}$  are factorized with tensor decomposition. Following this pattern, there are 5 frequently-used tensor decomposition(i.e. CP, Tucker-2, Block-Term Tucker, Tensor Train and Tensor Ring) in TedNet, which satisfies most of common



(a) Training Process in 150 epochs.



(b) Compression Ratio.

Figure 2: Experiments on UCF11. CR is short for Compression Ratio.

		Cifar10			Cifar100		
Model	Rank	Params	CR	Accuracy	Params	CR	Accuracy
ResNet-32	-	0.46M	1×	0.9228	0.47M	1×	0.6804
BTT-ResNet-32	4	0.08M	6×	0.8589	0.08M	6×	0.5206
CP-ResNet-32	10	0.03M	18×	0.8802	0.03M	18×	0.4445
TK2-ResNet-32	10	0.05M	9×	0.8915	0.06M	9×	0.5398
TR-ResNet-32	10	0.09M	5×	<b>0.9076</b>	0.09M	5×	<b>0.653</b>
TT-ResNet-32	10	0.09M	5×	0.9020	0.10M	5×	0.6386

Table 2: Experiments on Cifar10/100. Params denotes the number of parameters.

situations. Notably, TedNet is the first open-source package who supports Tensor Ring Decomposition. Besides, based on TD-CNNs and TD-Linear, TedNet has built some tensor decomposition based Deep Neural Networks, e.g. TD-ResNets, TD-RNNs.

### 3. Benchmark

Until now, TDNs are mostly applied in computer vision field. Thus, aiming to validate performance of TedNet, we consider to conduct experiments on two datasets:

- UCF11 Dataset: contain 1600 video clips of a resolution  $320 \times 240$  and is divided into 11 action categories. Each category consists of 25 groups of videos, within more than 4 clips in one group.

- **Cifar10/100 Dataset:** Both CIFAR10 and CIFAR100 datasets consist of 50,000 train images and 10,000 test images with size as  $32 \times 32 \times 3$ . CIFAR10 has 10 object classes and CIFAR100 has 100 categories.

Listing 1: A usage sample of TR-LeNet-5.

---

```

1 import tednet.tnn.tensor_ring as tr
2
3 import torch
4 import torch.nn.functional as F
5 import torch.optim as optim
6
7 from torchvision import datasets, transforms
8
9 # Define data loader
10 data_loader = torch.utils.data.DataLoader(
11     datasets.MNIST('./data', train=True, download=True,
12                   transform=transforms.Compose([
13                       transforms.ToTensor(),
14                       transforms.Normalize((0.1307,), (0.3081,))
15                   ])),
16     batch_size=128, shuffle=True)
17
18 # Define TR-LeNet5
19 model = tr.TRLeNet5(10, [6, 6, 6, 6])
20 optimizer = optim.SGD(model.parameters(), lr=2e-2)
21
22 # Train model
23 model.train()
24 for epoch in range(20):
25     for data, target in data_loader:
26         optimizer.zero_grad()
27         output = model(data)
28         loss = F.cross_entropy(output, target)
29         loss.backward()
30         optimizer.step()

```

---

On UCF11, our goal is to complete video classification tasks. The same setting as described in the literature [3], we first extract feature of dimension 2048 from each frame of a video by Inception-V3 [12]. Then throw these features as step inputs into TD-LSTMs. Results are shown in Figure 2. Almost every tensor decomposition model can achieve better accuracy except Tucker-2.

As for Cifar10/100, we construct the image classification task on them. Through applying TD-ResNet-32, we can validate performance of all the tensor decomposition in TedNet. Results are demonstrated in Table 2. Unlike the results of UCF11, tensor decomposition can lead to a negligible loss in contrast to the original accuracy.

## 4. Installation and Illustrative Examples

There are two ways to install TedNet. For the sake that the source code of TedNet is submitted to GitHub, it is feasible to install from the downloaded code by command **python setup.py install**. Compared with aforementioned fussy way, another one, the recommended way is to install TedNet through PyPI <sup>1</sup> by command **pip install tednet**. After installation, all tensor decomposition models of TedNet can be used.

An example of Tensor Ring is shown in Listing 1. Tensor ring decomposition can be used by import module **tednet.tnn.tensor\_ring**. The usage of other decomposition is the same and more details can be found in the Document <sup>2</sup>.

## 5. Conclusion

In this paper, we present a package named TedNet that is specially designed for TDNs. TedNet is completely open-source and distributed under the MIT license. Compared with other related python packages, TedNet contains the most kinds of tensor decomposition. As for performance, tensorial networks of TedNet can reach accuracy as high as reported in their original paper.

## Acknowledgements

This paper was partially supported by the National Key Research and Development Program of China (No. 2018AAA0100204), and a fundamental Program of Shenzhen Science and Technology Innovation Commission (No. ZX20210035).

## References

- [1] Y. Yang, D. Krompass, V. Tresp, Tensor-train recurrent neural networks for video classification, in: D. Precup, Y. W. Teh (Eds.), Proceedings of the 34th International Conference on Machine Learning, ICML 2017, Sydney, NSW, Australia, 6-11 August 2017, Vol. 70 of Proceedings of

---

<sup>1</sup><https://pypi.org/project/tednet>

<sup>2</sup><https://tednet.readthedocs.io>

Machine Learning Research, PMLR, 2017, pp. 3891–3900.  
URL <http://proceedings.mlr.press/v70/yang17e.html>

- [2] J. Ye, L. Wang, G. Li, D. Chen, S. Zhe, X. Chu, Z. Xu, Learning compact recurrent neural networks with block-term tensor decomposition, in: 2018 IEEE Conference on Computer Vision and Pattern Recognition, CVPR 2018, Salt Lake City, UT, USA, June 18-22, 2018, IEEE Computer Society, 2018, pp. 9378–9387. doi:10.1109/CVPR.2018.00977.
- [3] Y. Pan, J. Xu, M. Wang, J. Ye, F. Wang, K. Bai, Z. Xu, Compressing recurrent neural networks with tensor ring for action recognition, in: The Thirty-Third AAAI Conference on Artificial Intelligence, AAAI 2019, The Thirty-First Innovative Applications of Artificial Intelligence Conference, IAAI 2019, The Ninth AAAI Symposium on Educational Advances in Artificial Intelligence, EAAI 2019, Honolulu, Hawaii, USA, January 27 - February 1, 2019, AAAI Press, 2019, pp. 4683–4690.
- [4] A. Novikov, P. Izmailov, V. Khrulkov, M. Figurnov, I. V. Oseledets, Tensor train decomposition on tensorflow (T3F), J. Mach. Learn. Res. 21 (2020) 30:1–30:7.  
URL <https://www.jmlr.org/papers/v21/18-008.html>
- [5] J. Kossaifi, Y. Panagakis, A. Anandkumar, M. Pantic, Tensorly: Tensor learning in python, J. Mach. Learn. Res. 20 (2019) 26:1–26:6.  
URL <http://jmlr.org/papers/v20/18-277.html>
- [6] L. Hao, S. Liang, J. Ye, Z. Xu, Tensord: A tensor decomposition library in tensorflow, Neurocomputing 318 (2018) 196–200. doi:10.1016/j.neucom.2018.08.055.  
URL <https://doi.org/10.1016/j.neucom.2018.08.055>
- [7] C. Roberts, A. Milsted, M. Ganahl, A. Zalcman, B. Fontaine, Y. Zou, J. Hidary, G. Vidal, S. Leichenauer, Tensornetwork: A library for physics and machine learning, CoRR abs/1905.01330. arXiv:1905.01330.  
URL <http://arxiv.org/abs/1905.01330>
- [8] R. Ballester-Ripoll, tntorch - tensor network learning with pytorch (2018).  
URL <https://github.com/rballester/tntorch>

- [9] M. Abadi, P. Barham, J. Chen, Z. Chen, A. Davis, J. Dean, M. Devin, S. Ghemawat, G. Irving, M. Isard, M. Kudlur, J. Levenberg, R. Monga, S. Moore, D. G. Murray, B. Steiner, P. A. Tucker, V. Vasudevan, P. Warden, M. Wicke, Y. Yu, X. Zheng, Tensorflow: A system for large-scale machine learning, in: K. Keeton, T. Roscoe (Eds.), 12th USENIX Symposium on Operating Systems Design and Implementation, OSDI 2016, Savannah, GA, USA, November 2-4, 2016, USENIX Association, 2016, pp. 265–283.
- [10] A. Paszke, S. Gross, S. Chintala, G. Chanan, E. Yang, Z. DeVito, Z. Lin, A. Desmaison, L. Antiga, A. Lerer, Automatic differentiation in pytorch.
- [11] S. van der Walt, S. C. Colbert, G. Varoquaux, The numpy array: A structure for efficient numerical computation, *Comput. Sci. Eng.* 13 (2) (2011) 22–30. doi:10.1109/MCSE.2011.37.  
URL <https://doi.org/10.1109/MCSE.2011.37>
- [12] C. Szegedy, V. Vanhoucke, S. Ioffe, J. Shlens, Z. Wojna, Rethinking the inception architecture for computer vision, in: 2016 IEEE Conference on Computer Vision and Pattern Recognition, CVPR 2016, Las Vegas, NV, USA, June 27-30, 2016, IEEE Computer Society, 2016, pp. 2818–2826. doi:10.1109/CVPR.2016.308.  
URL <https://doi.org/10.1109/CVPR.2016.308>



## Required Metadata

### Current code version

Ancillary data table required for subversion of the codebase. Kindly replace examples in right column with the correct information about your current code, and leave the left column as it is.

Nr.	Code metadata description	Please fill in this column
C1	Current code version	0.1.3
C2	Permanent link to code/repository used of this code version	<i><a href="https://github.com/tnbar/tednet/releases/tag/0.1.3">https : //github.com/tnbar/tednet/releases/tag/0.1.3</a></i>
C3	Legal Code License	MIT License
C4	Code versioning system used	git
C5	Software code languages, tools, and services used	Python, Pytorch
C6	Compilation requirements, operating environments & dependencies	Python3.X, NumPy
C7	If available Link to developer documentation/manual	<i><a href="https://tednet.readthedocs.io/en/latest/index.html">https : //tednet.readthedocs.io/en/latest/index.html</a></i>
C8	Support email for questions	iperryuu@gmail.com

Table 3: Code metadata (mandatory)