

# DISSECTING THE SQUARE INTO SEVEN OR NINE CONGRUENT PARTS

GERARDO L. MALDONADO AND EDGARDO ROLDÁN-PENSADO

ABSTRACT. We give a computer-based proof of the following fact: If a square is divided into seven or nine convex polygons, congruent among themselves, then the tiles are rectangles. This confirms a new case of a conjecture posed first by Yuen, Zamfirescu and Zamfirescu and later by Rao, Ren and Wang. Our method allows us to explore other variants of this question, for example, we also prove that no rectangle can be split into five or seven congruent non rectangular polygons.

## 1. INTRODUCTION

Let  $P$  and  $T$  be convex polygons. We say that  $P$  can be tiled by  $n$  copies of  $T$  if there are convex polygons  $T_1 \dots, T_n$ , all congruent to  $T$  such that  $P = \bigcup T_i$  and the  $T_i$  have disjoint interiors.

When can a polygon  $P$  be tiled by  $n$  copies of  $T$ ? In this paper we are mainly interested in the case when  $P$  is either a square or a rectangle.

It is easy to see that a square can always be split into  $n$  congruent rectangles. This can be done by dividing the square by  $n - 1$  vertical lines. When  $n$  is not prime, there are many other ways in which this can be done and the tiles need not be constructed with vertical lines. However, it is not known if there is an odd number  $n$  and a non-rectangular tile  $T$  for which a square can be tiled by  $n$  copies of  $T$ . The standing conjecture, as stated in [RRW20], is as follows.

**Conjecture 1.** *If  $n$  is an odd positive integer, then a square can be tiled by  $n$  congruent copies of a convex polygon  $T$  only if  $T$  is a rectangle.*

This conjecture, for  $n = 3$ , was posed as a problem by Rabinowitz in the journal *Cruz Mathematicorum* and was answered by Maltby [Mal91]. Maltby later generalized his result by showing that it is impossible to tile a rectangle by 3 copies of  $T$  unless  $T$  is also a rectangle [Mal94].

For  $n = 5$ , Conjecture 1 was verified by Yuan *et al.* [YZZ16]. They attribute a similar problem to Danzer, who conjectured that a square may not be split into 5 congruent polygons (convex or not). Danzer's conjecture remains open. They also posed Conjecture 1 for prime numbers  $n$ .

Apart from these two special cases, it is known that if a square can be tiled by an odd number of copies of  $T$ , then  $T$  cannot be a triangle. This follows from the work of Thomas and Monsky [Tho68, Mon70] who, independently, proved that a square cannot be tiled by an odd number of triangles with the same area. Recently Rao *et al.* showed that  $T$  may not have more than 6 sides and that  $T$  may not be a right-angle trapezoid [RRW20].

In this paper we give a computer-based proof of the validity of Conjecture 1 for  $n = 7$  and  $n = 9$ .

**Theorem 2.** *Let  $n = 7$  or  $n = 9$ , then a square cannot be tiled by  $n$  copies of a convex polygon  $T$  unless it is a rectangle.*

Using the same techniques, we are able to prove the following result for rectangles.

**Theorem 3.** *Let  $n = 5$  or  $n = 7$ , then no rectangle can be tiled by  $n$  copies of a convex polygon  $T$  unless it is also a rectangle.*

Using slight modifications to our method, we are able to classify all tilings of the square using non-rectangular equiangular convex polygons. Here, two convex polygons are *equiangular* if there is a bijection between their vertices, respecting the order of the vertices, such that the angles at corresponding vertices be equal.

**Theorem 4.** *There are 31 ways (in the sense described in Section 3) in which a square can be tiled by 5 non-rectangular equiangular convex polygons.*

Having this list, we are able to answer the first three open problems stated at the end of [YZZ16].

The rest of the paper is devoted to proving these theorems. The main layout is as follows. We assume that a square or rectangle  $P$  can be tiled by  $n$  copies of a convex polygon  $T$  which is not a rectangle. In Section 2 we deduce properties that the tiles should have. In Section 3 we construct a polyhedral graph associated to a tiling of the  $P$ . In Section 4 we describe the algorithm we used to see which of these graphs could be obtained by a tiling of the  $P$  by congruent tiles. If there are no such graphs then the tiling does not exist. In Section 5 we mention the modifications needed to prove Theorem 4 and give several examples of such tilings. Finally, we give some final remarks in Section 6.

The code we used is available at <https://github.com/XGEu2X/TilingSquare/>.

## 2. PROPERTIES OF TILINGS

We start by listing four properties that the tiles should have if they are to successfully tile a unit square. The first three properties are combinatorial and help to reduce the number of cases that must be analyzed later. The last property is geometric and is used later in the algorithm.

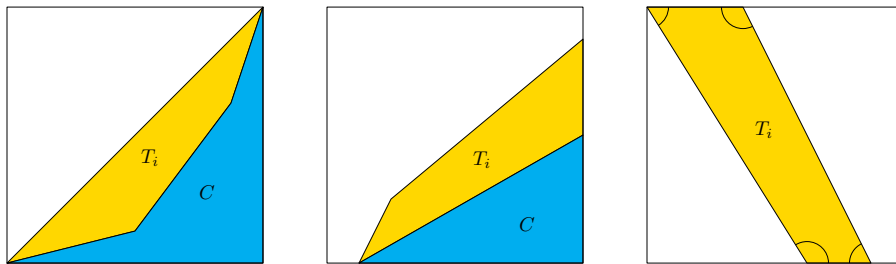


FIGURE 1. Three types of impossible tiles corresponding to parts (2) and (3) of Lemma 5. In the first two pictures, the diameter of any convex body contained in  $C$  is smaller than the diameter of  $T_i$ . On the last picture, the interior angles of  $T_i$  are all greater than  $\pi/4$ .

**Lemma 5.** *Let  $n \geq 3$  be an odd integer and let  $P$  be a rectangle. Let  $s_0, s_1, s_2, s_3$  be the (closed) sides of  $P$  ordered cyclically, where the indices are taken mod 4. If  $P$  can be tiled by  $n$  copies  $T_1, \dots, T_n$  of a convex body  $T$ , then the following hold:*

- (1)  $T$  has at least 4 sides.
- (2) If a tile  $T_i$  intersects two consecutive sides  $s_k$  and  $s_{k+1}$  of  $P$ , then  $T_i$  contains the vertex of  $P$  common to  $s_k$  and  $s_{k+1}$ .

Furthermore; if  $P$  is a square,  $T$  has exactly 4 sides and is not a rectangle then:

- (3) A tile  $T_i$  cannot have two sides  $a, b$  such that  $a \subset s_k$  and  $b \subset s_{k+2}$  for some  $k$ .
- (4)  $T$  does not have two consecutive right angles.

*Proof.* As mentioned before, if  $P$  is a square then (1) follows immediately from the main results in [Tho68, Mon70]. If  $P$  is a rectangle then we can apply a linear transformation which sends it to a square. Since linear transformations preserve areas, the same result holds.

Part (4) is Theorem 1.2 in [RRW20].

To prove (2), assume that  $T_i$  intersects sides  $s_k$  and  $s_{k+1}$  but does not intersect the corner contained in  $s_k \cap s_{k+1}$ . There are two cases to consider here. If  $T_i$  touches two opposite corners of  $P$ , as in Figure 1 (left), then the diameter of  $T_i$  equals the diameter of  $P$ . Consider the connected components of  $P \setminus T_i$ , there are at least two of them or  $T_i$  would cover half of  $P$ . One of these components must be properly contained in one of the right triangles obtained by splitting  $P$  by its diagonal, but any tile  $T_j$  contained in this component must have diameter smaller than  $P$ . This leads to a contradiction. The argument when  $T_i$  does not touch two opposite corners of  $P$ , as in Figure 1 (middle), is similar. Let  $T_j$  be a tile containing the corner of  $P$

common to  $s_k$  and  $s_{k+1}$ . Then the diameter of  $T_j$  must be smaller than the diameter of  $T_i$ , leading to a contradiction.

Finally, assume that (3) does not hold. We consider two cases, the first is when some corner of  $P$  is incident with exactly one tile, then  $T$  must have a right angle. Since  $T_i$  has two parallel sides, it has two consecutive right angles which contradicts (4). The second case is when every corner of  $P$  is incident with at least two tiles. Then  $T$  must have an interior angle of at most  $\pi/4$ . But since  $T_i$  has two vertices on  $s_k$  and its other two vertices on  $s_{k+2}$ , all of its interior angles are strictly greater than  $\pi/4$  which is a contradiction. This is exemplified in Figure 1 (right).  $\square$

### 3. THE GRAPH ASSOCIATED TO A TILING

In this section we construct a polyhedral graph that contains the combinatorial structure of a tiling of the square.

Let  $T_1, \dots, T_n$  be convex polygons which tile a square or rectangle  $P$  with closed sides  $S_1, S_2, S_3, S_4$  in cyclic order.

Construct a graph  $G = (V, E)$ , where  $V = \{S_1, \dots, S_4, T_1, \dots, T_n\}$  and  $\{A, B\} \in E$  if  $A, B \in V$  and  $A \cap B$  is a segment of positive length.  $G$  contains all the combinatorial properties of the tiling.

What is important is that  $G$  is a polyhedral graph and has exactly  $n + 4$  vertices. We can think of  $G$  as the dual of a pyramid with a square or rectangular base in which the base has been tiled in the same way as  $P$ .

Note that the degree of a tile  $T$  in  $G$  may not correspond to the number of sides of  $T$  as a polygon. However, the number of sides of  $T$  is a lower bound for the degree of  $T$  in  $G$ .

In this way we have associated a polyhedral (equiv. a planar and 3-connected) graph to each convex tiling of the square by tiles of at least 4 sides. This graph has a distinguished set of vertices  $S$  which form a cycle. Figure 2 shows an example of a tiling with its associated graph  $G$ .

In what follows, we study pairs  $(G, S)$  where  $G = (V, E)$  is a 3-connected planar graph with  $n + 4$  vertices, and  $S \subset V$  induces a 4-cycle in  $G$ . Since these graphs come from tilings of the square, we simply refer to the vertices of  $G$  in  $S$  as *sides* and the vertices in  $V \setminus S$  as *tiles*. We say that two pairs  $(G, S)$  and  $(G', S')$  are isomorphic if there is an isomorphism  $\phi$  between  $G$  and  $G'$  such that  $\phi(S) = S'$ .

To avoid confusion in the future, the union of the sets of vertices of the polygons  $T_i$  are called *tiling-vertices*. The set of tiling-vertices in the boundary of a tile  $T_i$  are called the *tiling-vertices of  $T_i$* ; the tile  $T_i$  has internal angles at each of these, although some may be equal to  $\pi$ .

*Remark.* In practice, we need to generate all such graphs using `plantri` [BM07]. To facilitate this, we add an extra vertex  $S_0$  to  $G$  which is adjacent to the vertices in  $S$ .

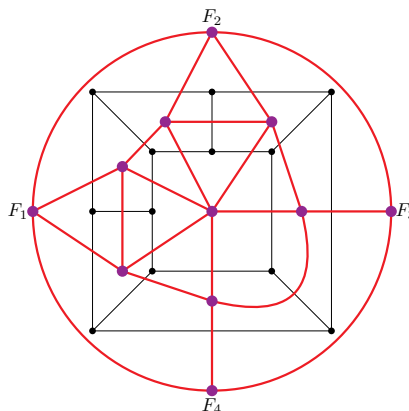


FIGURE 2. A tiling (black) and its associated graph (red).

Since we deal mostly with quadrilateral tiles, we can specify that this new graph has minimum degree 4. It also slightly simplifies checking isomorphism, since we only need to fix this new vertex.

#### 4. EXPLORING THE TILINGS

Let  $P$  be either the unit square or a rectangle with sides of length 1 and  $r$ . Let  $S$  be the set of sides of  $P$ . Assume that  $P$  can be tiled by copies  $T_1, \dots, T_n$  of a convex body  $T$  which is not a rectangle. By part (1) of Lemma 5,  $T$  has at least 4 sides. Therefore, as described in Section 3, there is a pair  $(G, S)$  associated to this tiling where  $G$  is a 3-connected planar graph on  $n + 4$  vertices such that its tiles have minimum degree 4.

Using `plantri` it is possible to generate all graphs  $G$  with these properties with  $n \leq 9$ . Once this is done, we search each graph  $G$  to find the possible distinguished 4-cycles. A single graph may have several possible distinguished 4-cycles, so we use the isomorphism algorithm in `NetworkX` [HSS08] to avoid including two pairs  $(G, S)$  which are isomorphic.

Now we filter these lists by using part (2) of Lemma 5. Since this is a purely combinatorial statement, it is easy to check it directly on  $(G, S)$ .

At this point, the number of sides of  $T$  becomes relevant. We split the analysis into cases. If  $T$  is a quadrilateral then we use part (3) of Lemma 5 to filter the list once more. If not, then the tiles in  $(G, S)$  necessarily have degree at least 5, so we may discard the graphs that do not satisfy this.

In order to filter this list further, we must use geometrical properties of  $T$  such as the values of its angles and side-lengths. Let  $p_1, p_2, \dots, p_k$  be the vertices of  $T$ ,  $\alpha_i$

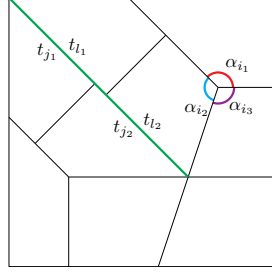


FIGURE 3. In this tiling we see that  $\alpha_{i_1} + \alpha_{i_2} + \alpha_{i_3} = 2\pi$ , and  $t_{j_1} + t_{j_2} = t_{l_1} + t_{l_2}$ .

the internal angle of  $T$  at  $p_i$  and  $t_i$  be the length of the segment  $p_i p_{i+1}$ . The angles must satisfy the equation  $\alpha_1 + \alpha_2 + \dots + \alpha_k = (k - 2)\pi$ .

Recall that if  $v$  is a tiling-vertex of a tile  $T_i$ , then the internal angle of  $T_i$  at  $v$  is either  $\pi$  or one of the  $\alpha_j$ . For every tiling-vertex  $v$ , the sum of the internal angles at  $v$  of the tiles that contain  $v$  must be either  $2\pi$ ,  $\pi$  or  $\pi/2$  depending on whether  $v$  is in the interior, on a side or on a vertex of  $P$ . This is shown in Figure 3. Therefore, the angles  $\alpha_1, \alpha_2, \dots, \alpha_k$  must satisfy a system of non-homogeneous linear equations.

Something similar happens for the side-lengths of  $T$ . For every side  $s$  of  $P$ , take the tiles  $T_i$  adjacent to  $s$ . The sum of the sides of these tiles contained in  $s$  must add up to the length of  $s$  which is either 1 or  $r$ . We do not fix the value of  $r$  but treat it as a variable. So this gives us four non-homogeneous linear equations for the  $t_i$  and, if applicable,  $r$ .

Furthermore, if two tiles  $T_i$  and  $T_j$  intersect in a segment  $v_1 v_2$  such that  $v_1$  and  $v_2$  are consecutive corners of both  $T_i$  and  $T_j$ , then we can deduce an equation of the form  $t_k = t_l$ . More generally, if there is a line  $\ell$  which contains a side of the tiles  $T_{i_1}, \dots, T_{i_l}$  and  $T_{j_1}, \dots, T_{j_{l'}}$  such that the  $T_{i_m}$  and  $T_{j_{m'}}$  are on different sides of  $\ell$  and the  $T_{i_m}$  cover the same segment of  $\ell$  as the  $T_{j_{m'}}$ , then we may deduce another linear equation for the  $t_i$ . [3](#)

In the quadrilateral case we may also check non-linear equations which involve both sides and angles of  $T$ . The area of  $T$  is  $1/n$  so

$$t_1 t_2 \sin(\alpha_2) + t_3 t_4 \sin(\alpha_4) = t_2 t_3 \sin(\alpha_3) + t_4 t_1 \sin(\alpha_1) = 2/7$$

and by computing the length of the diagonals of  $T$  we obtain

$$\begin{aligned} t_1^2 + t_2^2 - 2t_1 t_2 \cos(\alpha_2) &= t_3^2 + t_4^2 - 2t_3 t_4 \cos(\alpha_4) \\ t_2^2 + t_3^2 - 2t_2 t_3 \cos(\alpha_3) &= t_4^2 + t_1^2 - 2t_4 t_1 \cos(\alpha_1). \end{aligned}$$

All of these equations must be satisfied. The problem is that, from the graph  $G$ , we do not know which tiling-vertices of a tile  $T_i$  correspond to which vertices of  $T$ . If

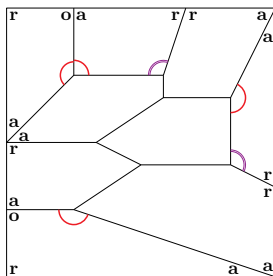


FIGURE 4. In this example the angles of  $T$  are labeled as **aror**. There is only one possibility for the angles of the tilings that lie in the boundary of  $P$ . From there it is immediate that the red angles must be labeled with **r** and the purple angles with **o**.

the degree of  $T_i$  in  $G$  is larger than 4 then we must also decide which tiling-vertices of  $T_i$  have internal angles equal to  $\pi$ . We could try computing all possibilities but the number of cases is too large even for a single graph, so instead we do something slightly more efficient which allows us to discard most of the remaining graphs.

Each angle of  $T$  is labeled by **a**, **r** or **o** depending on whether the angle is acute, right or obtuse. We also label the angles of each tile  $T_i$  at each tiling-vertex of  $T_i$  with **a**, **r**, **o**, **p** depending on whether the angle is acute, right, obtuse or plain. We call the label of an angle its *angle-type*. We use the fact that the angles of each  $T_i$  that are not labeled with **p** must appear in the same cyclic order as the angles of  $T$ .

There are several ways in which the internal angles of  $T$  can be labeled. This depends on whether  $P$  is a square or a rectangle, but they are easy to list. For example, if  $T$  is a quadrilateral, the internal angles of  $T$ , ordered cyclically and without taking orientation into account, can be labeled in exactly 9 different ways: **aaao**, **aaro**, **aaoo**, **arao**, **aror**, **aroo**, **aoao**, **aoro** and **aooo**. In this case we are using property (4) of Lemma 5 to discard labels with two consecutive right angles. The rest of the cases have more labellings but, since  $T$  is not a rectangle, we do not include **rrrr**.

There are several conditions which the angle-types of the tiles must satisfy. For example, assume that  $v_k$  is tiling-vertex of  $T_i$ . If  $v_k$  is also a corner of  $P$ , then the angle-type of  $T_i$  at  $v_k$  is either **a** or **r**, depending on whether there are other tiles containing  $v_k$  or not. To state another example, assume that  $T_i$  and  $T_j$  are the only two tiles containing a tiling-vertex  $v_k$  which lies on a side of  $P$ . Then either the angle-types of  $T_i$  and  $T_j$  at  $v_k$  are both **r** or one is **a** and the other is **o**. See Figure 4 for an example of a tiling with some angle-types.

In order to avoid listing these properties individually, we introduce the following definitions. Let  $\varepsilon > 0$  be a small real number. Define  $\text{minang}(T_i, v_k)$  as  $\varepsilon$ ,  $\pi/2$ ,  $\pi/2 + \varepsilon$

or  $\pi$  depending on whether the angle-type of  $T_i$  at  $v_k$  is **a**, **r**, **o**, or **p**, respectively. Likewise, define  $\text{maxang}(T_i, v_k)$  as  $\pi/2 - \varepsilon$ ,  $\pi/2$ ,  $\pi - \varepsilon$  or  $\pi$  depending on whether the angle-type of  $T_i$  at  $v_k$  is **a**, **r**, **o**, or **p**. If  $\varepsilon$  is small enough, then values of the angles of  $T_i$  at  $v_k$  are in the interval  $[\text{minang}(T_i, v_k), \text{maxang}(T_i, v_k)]$ . Thus, for every tiling-vertex  $v_k$  we have that

$$\sum_{T_i \ni v_k} \text{maxang}(T_i, v_k) \geq \alpha(v_k),$$

$$\sum_{T_i \ni v_k} \text{minang}(T_i, v_k) \leq \alpha(v_k),$$

where  $\alpha(v_k)$  is  $\pi/2$ ,  $\pi$  or  $2\pi$  if  $v_k$  is in a corner, side or interior of  $P$ , respectively.

In practice, this allows us to decide fairly quickly which angle-types the tiles have even if we don't know the values of the angles of  $T$ . Another useful observation is that, since each of the previous sums have at most 9 terms, any value of  $\varepsilon$  smaller than  $\pi/18$  allows us to discriminate between valid and invalid assignments of angle-types.

Now we are ready to filter the list of pairs  $(G, S)$ . For each of these pairs, select one of the possible angle-type assignments for the internal angles of  $T$ . For each tile  $T_i$ , we wish to decide which tiling-vertices of  $T_i$  correspond to which vertices of  $T$ . So we assign to  $(T_i, v_k)$ , where  $v_k$  is a tiling-vertex of  $T_i$ , a vertex of  $T$  or a mark indicating that the angle-type of  $T_i$  at  $v_k$  is **p**. In order to do this, we use a deep search algorithm to explore the tree of possibilities. The process is divided into three main steps:

**Selection:** Select a tile  $T_i$  and one of its tiling-vertices  $v_k$  such that  $(T_i, v_k)$  is unassigned.

**Assignment:** Makes a list of valid assignments for  $(T_i, v_k)$  taking into account the conditions that the angle-types must satisfy, described above.

**Equation verification:** For each assignment, check if a new equation for the angles or the sides of  $T$  is generated. If so, verify that the equations still have solutions. This is done with Sympy [MSP<sup>+</sup>17] which works symbolically instead of numerically, this guarantees that we do not discard equations when solutions actually do exist. If possible, check that the non-linear equations are not violated. This final step is done numerically, so a small tolerance is allowed.

The surviving assignments are added to the stack for further exploration.

The order in which the tiles and tiling-vertices are explored is important. We always start with the corners of the square and the tiles that contain them. We continue with tiles adjacent to a side of  $P$  and tiling-vertices in this side in a cyclic order. In many cases, exploring these pairs of tiles and tiling-vertices is enough to discard  $(G, S)$  for a given angle-type labeling of  $T$ .



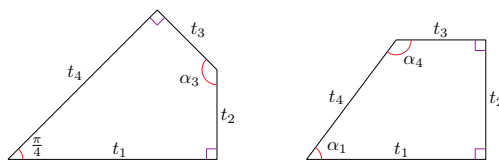


FIGURE 5. The quadrilaterals in Lemma 6

This does not eliminate all possible pairs  $(G, S)$ , so we also check the additional geometric conditions described in the following lemma.

**Lemma 6.** *Let  $T$  be a quadrilateral with  $\alpha_i$  and  $t_i$  as above. If  $T$  is labeled with angle-types **aror** and  $\alpha_1 = \pi/4$ , as in the left part of Figure 5, then*

$$\sqrt{2A} < t_1, t_4 \leq 2\sqrt{A}.$$

*If instead  $T$  is labeled with angle-types **arro**, as in the right part of Figure 5, then*

$$\begin{aligned} t_1 &= t_3 + t_4 \cos(\alpha_1), \\ t_2 &= t_4 \sin(\alpha_1). \end{aligned}$$

*Proof.* It is easy to see that  $t_4 = (t_1 + t_2)/\sqrt{2}$  and  $t_3 = (t_1 - t_2)/\sqrt{2}$ , therefore

$$t_1 t_2 + \frac{t_1^2 - t_2^2}{2} = 2A.$$

Thinking of  $t_1$  as a function of  $t_2$  and taking the derivative respect to  $t_2$  yields

$$t_1' = \frac{t_2 - t_1}{t_2 + t_1}.$$

Since  $\alpha_1 = \pi/4$ , we have  $0 < t_2 < t_1$ , so  $t_1'$  is negative and the extremal values for  $t_1$  occur when  $t_2 = 0$  and  $t_2 = t_1$  which gives the desired result.

The second part is straightforward.  $\square$

When  $P$  is a square and  $n \leq 9$  is an odd integer or when  $P$  is a rectangle and  $n \leq 7$  is an odd integer, every pair  $(G, S)$  is discarded. This proves Theorems 2 and 3.

## 5. EQUIANGULAR PIECES

Using the same method, we explore another variant of the conjecture. At the end of [YZZ16] there are four open problems:

- (1) Does every dissection of the square into five similar convex tiles use right isosceles triangles or rectangles as tiles?




FIGURE 6. Equiangular tilings with five triangles.

- (2) Does every dissection of the square into five equiangular convex polygons use only angles measuring  $\pi/4$ ,  $\pi/2$ ,  $3\pi/4$ ?
- (3) Find all dissections of the square into five equiangular non-rectangular convex polygons.
- (4) Is every dissection of the square into  $n$  congruent convex tiles necessarily the “standard” one (i.e. dividing it by  $n - 1$  vertical or horizontal lines) if  $n \geq 3$  is a prime number?

Our only contribution to the fourth problem is that of Theorem 2. However, we are able to solve the other three. The first two questions have a negative answer, this can be seen immediately after solving the third problem.

By slightly modifying the algorithm described in Section 4, we are able to list all the possible equiangular tilings (in the sense described in Section 3). These are shown in Figures 6 and 7.

The equivalence relation we use might not be the one might expect. For example, in Figure 7 there are four pairs of tilings enclosed in dashed rectangles. The two tilings in each rectangle have the same pair  $(G, S)$ , but one might argue that they are geometrically distinct.

The 31 ways referred to in Theorem 4 can be separated into two types of tiling; then ones in which the tiles are triangles and the ones in which they are quadrilaterals.

Figure 6 shows the the 12 ways in which a square can be tiled using 5 similar triangles. The tiles in each case are right triangles, let  $\alpha$  be the smallest angle of the triangles in each case. The top three tilings in Figure 6 (green) have  $\tan(\alpha) = a \approx 0.56984$ , where  $a$  is the real root of the polynomial  $a^3 - a^2 + 2a - 1$ . The tilings in the middle row (red) have  $\tan(\alpha) = 1/2$ . The bottom tilings (purple) have  $\tan(\alpha) = 1$ .

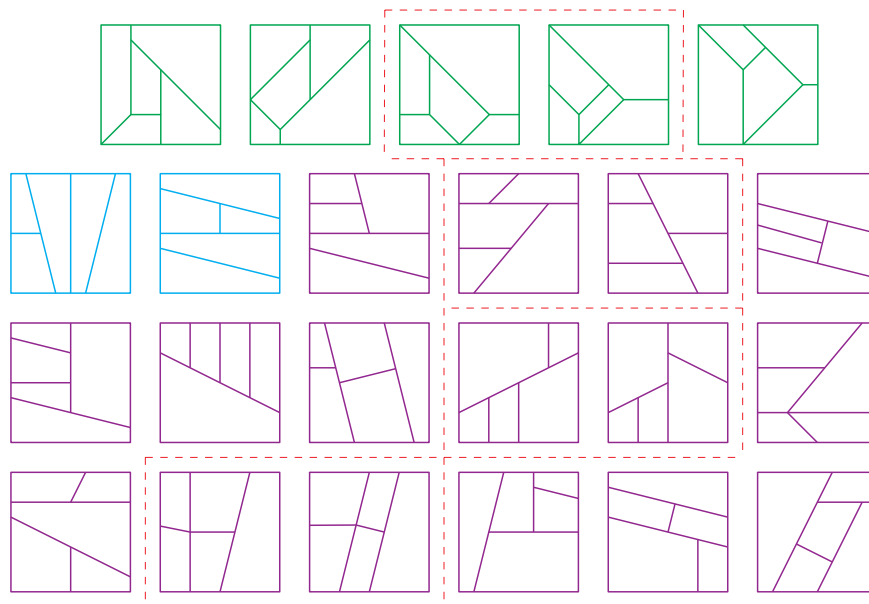


FIGURE 7. Equiangular tilings using five quadrilaterals. The angles of the tiles are of the form  $\alpha, \pi/2, \pi/2, \pi - \alpha$ .

The quadrilateral case is shown in Figure 7. Here each pair  $(G, S)$  can be realized as a continuum of tilings as there are always several degrees of freedom. As mentioned before, the tiles which are enclosed in dashed rectangles are equivalent and are included only to illustrate what the equivalence means. In total, there are 19 families of tilings of the square into 5 equiangular quadrilaterals such that the elements of each class produce the same pair  $(G, S)$ . The families represented in the first row of Figure 7 (green) have angles  $\pi/4, \pi/2, \pi/2, 3\pi/4$ . The rest have angles  $\alpha, \pi/2, \pi/2, \pi - \alpha$ , where  $\alpha$  can be chosen, in all but two tilings, in the interval  $(0, \pi/4)$  and can sometimes take more values. The first two tilings (blue) are the exception;  $\alpha$  can only be taken in the interval  $(0, \arctan(1/2))$ .

In order to prove Theorem 4, we slightly modify the algorithm described in Section 4.

The first obvious change is to ignore the side-lengths, so the equations only involve angles. It is also useful to change the angle-types, instead of checking if an angle  $\alpha$  is acute, right or obtuse, we ask if  $0 < \alpha < \pi/4$ ,  $\alpha = \pi/4$ ,  $\pi/4 < \alpha < \pi/2$ ,  $\alpha = \pi/2$  or  $\pi/2 < \alpha < \pi$ . Since Lemma 5 does not apply in this case, we use the following lemma to reduce the number of graphs to be analyzed.

**Lemma 7.** *Let  $n \geq 3$  be an odd integer and  $P$  be a square. Let  $s_1, s_2, s_3, s_4$  be the (closed) sides of  $P$  ordered cyclically, where the indices are taken  $\pmod 4$ . If  $P$  can be tiled by convex polygons  $T_1, \dots, T_n$  which are equiangular then, if the  $T_i$  are triangles, the following hold:*

- (1) *If a tile  $T_i$  intersects a side  $s_k$  in a segment of positive length and one of its tiling-vertices  $v$  is in  $s_{k+2}$ , then the angle of  $T_i$  at  $v$  is smaller than  $\pi/2$ .*
- (2) *If a tile  $T_i$  contains a side  $s_k$  and intersects  $s_{k+1}$  (or  $s_{k-1}$ ) in a segment of positive length, then two of its angles satisfy  $\alpha < \pi/4$ .*
- (3) *A tile  $T_i$  cannot have two sides  $a, b$  such that  $a \subset s_k$  and  $b \subset s_{k+2}$  for some  $k$ .*

*If instead the  $T_i$  are quadrilaterals, then*

- (4) *A tile intersecting three consecutive sides of  $P$  in segments of positive length, cannot have an angle  $\alpha \leq \pi/4$ .*

After running the modified program, we are left with 15 graphs that in the triangular case and 27 graphs in the quadrilateral case. Of these, 3 graphs for the triangular case and 8 graphs for the quadrilateral do not produce valid tilings. This was checked by hand, the invalid graphs can be seen in our repository.

## 6. FINAL REMARKS

We decided to use Python in order to make the code more accessible. The execution time turned out not to be an issue. Since each graph can be explored separately, the code is easily parallelizable. Proving Theorem 2 for  $n = 9$  takes around about one day in a modern home computer, the rest of cases take at most a couple of hours.

In Theorems 2 and 3, the number of tiles may not be increased using our method. The number of graphs to be analyzed is simply too large. As for the equiangular case, our algorithm produces around 2000 possible valid graphs, however we were unable to find a systematic way of deciding whether a graph is valid or not.

Notice that this method can be used to find tilings (using congruent or equiangular pieces) of other polygons. We may use other observations in the way of lemma 5 to optimize the process. It might be necessary to consider labelings using different angle-types. What is important is to check the conexity conditions before generating the possible graphs.

Returning for the general conjecture, we noticed that when the angles of  $T$  are (cyclically) labeled as **aror**, we usually had to go deeper in the tree of possibilities before we could completely discard a given pair  $(G, S)$ . We tried to rule out this case in general but we failed. It seems that the corresponding tiles have more structure so it may be possible to discard them by other means.

## REFERENCES

- [BM07] Gunnar Brinkmann and Brendan D. McKay, *Fast generation of planar graphs*, MATCH Commun. Math. Comput. Chem **58** (2007), no. 2, 323–357.
- [HSS08] Aric A. Hagberg, Daniel A. Schult, and Pieter J. Swart, *Exploring network structure, dynamics, and function using NetworkX*, Proceedings of the 7th Python in Science Conference (Pasadena, CA USA) (Gaël Varoquaux, Travis Vaught, and Jarrod Millman, eds.), 2008, pp. 11 – 15.
- [Mal91] Samuel J. Maltby, *Problem 875*, Crux Mathematicorum **5** (1991), no. 17, 141–146.
- [Mal94] ———, *Trisecting a rectangle*, Journal of Combinatorial Theory, Series A **66** (1994), no. 1, 40–52.
- [Mon70] Paul Monsky, *On dividing a square into triangles*, The American Mathematical Monthly **77** (1970), no. 2, 161–164.
- [MSP<sup>+</sup>17] Aaron Meurer, Christopher P. Smith, Mateusz Paprocki, Ondřej Čertík, Sergey B. Kirpichev, Matthew Rocklin, AMiT Kumar, Sergiu Ivanov, Jason K. Moore, Sartaj Singh, Thilina Rathnayake, Sean Vig, Brian E. Granger, Richard P. Muller, Francesco Bonazzi, Harsh Gupta, Shivam Vats, Fredrik Johansson, Fabian Pedregosa, Matthew J. Curry, Andy R. Terrel, Štěpán Roučka, Ashutosh Saboo, Isuru Fernando, Sumith Kulal, Robert Cimrman, and Anthony Scopatz, *SymPy: symbolic computing in Python*, PeerJ Computer Science **3** (2017), e103.
- [RRW20] Hui Rao, Lei Ren, and Yang Wang, *Dissecting a square into congruent polygons*, arXiv preprint arXiv:2001.03289 (2020).
- [Tho68] John Thomas, *A dissection problem*, Mathematics Magazine **41** (1968), no. 4, 187–190.
- [YZZ16] Liping Yuan, Carol T. Zamfirescu, and Tudor I. Zamfirescu, *Dissecting the square into five congruent parts*, Discrete Mathematics **339** (2016), no. 1, 288–298.

(G. L. Maldonado) CENTRO DE CIENCIAS MATEMÁTICAS, UNAM CAMPUS MORELIA, MORELIA, MEXICO

*Email address:* gmaldonado@matmor.unam.mx

(E. Roldán-Pensado) CENTRO DE CIENCIAS MATEMÁTICAS, UNAM CAMPUS MORELIA, MORELIA, MEXICO

*Email address:* e.rolدان@im.unam.mx