

# A Novel Unified Model for Multi-exposure Stereo Coding Based on Low Rank Tucker-ALS and 3D-HEVC

Mansi Sharma<sup>1</sup>, Aditya Wadaskar<sup>2</sup>

**Abstract**—Display technology must offer high dynamic range (HDR) contrast-based depth induction and 3D personalization simultaneously. Efficient algorithms to compress HDR stereo data is critical. Direct capturing of HDR content is complicated due to the high expense and scarcity of HDR cameras. The HDR 3D images could be generated in low-cost by fusing low-dynamic-range (LDR) images acquired using a stereo camera with various exposure settings. In this paper, an efficient scheme for coding multi-exposure stereo images is proposed based on a tensor low-rank approximation scheme. The multi-exposure fusion can be realized to generate HDR stereo output at the decoder for increased realism and exaggerated binocular 3D depth cues.

For exploiting spatial redundancy/sparsity in LDR stereo images, the stack of multi-exposure stereo images is decomposed into a set of projection matrices and a core tensor following an alternating least squares Tucker decomposition model. The compact, low-rank representation of the scene, thus, generated is further processed by 3D extension of High Efficiency Video Coding standard. The encoding with 3D-HEVC enhance the proposed scheme efficiency by exploiting intra-frame, inter-view and the inter-component redundancies in low-rank approximated representation. We consider constant luminance property of IPT and  $Y'CbCr$  color space to precisely approximate intensity prediction and perceptually minimize the encoding distortion. Besides, the proposed scheme gives flexibility to adjust the bitrate of tensor latent components by changing the rank of core tensor and its quantization. Extensive experiments on natural scenes demonstrate that the proposed scheme outperforms state-of-the-art JPEG-XT and 3D-HEVC range coding standards.

**Index Terms**—Multi-exposure images, high dynamic range, coding, 3D-HEVC, JPEG-XT, low rank approximation, Tucker tensor decomposition, alternating least squares, 3D display.

## I. INTRODUCTION

The dynamic range of light intensity (luminance) is defined as the ratio of brightest luminance to the darkest luminance. The dynamic range of the human visual system in natural scene viewing can approach 20 stops, or 1,000,000:1, and often exceeds 10,000:1 [1]. However, contemporary displays are not capable of directly reproducing high dynamic range luminance-realistic images [2]. Solution based on improving display devices or digital camera hardware technology like the increasing sensitivity of lens, etc., can work to a certain extent only [3]. Besides, solutions designed to work for special

conditions like static scene backgrounds, or sensing multiple images to generate HDR images, are not practically feasible [4], [5]. Computational photography, HDR imaging (HDRI) techniques are more feasible as they involve creating HDR image by modifying a captured signal LDR or SDR image or multiple images [6]–[12]. Computational HDRI techniques in general are categorized into methods involving capturing and combining multiple LDR images with varying exposures or single image based deep learning or manual processing approaches [6]–[17]. The basic idea behind HDR image synthesis combining multiple images with varied illuminations is to identify relations between luminance intensities of LDR images and different exposures. The recovered non-linear camera response function that relates scene irradiance to image intensities is employed as a fundamental step in the generation of high dynamic image [9], [12].

The fusion based HDR generation methods using single image are categorized into two groups: 1) manual methods based on filters, tone mapping, etc., 2) deep learning methods like CNNs, GANs, etc. In principle, such fusion methods are also based on multiple images with varied illuminations. The critical difference being that such multiple LDR images are constructed internally by the algorithms itself. For example, the algorithms presented in [14]–[16] separate illumination and reflectance of the original image. The illumination image is basically a grayscale version of the original image, whereas the reflectance image describes its color characteristics. The main principle is to create images of various illuminations and combine them to generate an image which portray the higher illumination range of real world. Lastly, both illumination and reflectance images are combined to form the HDR image. Likewise, some approaches integrate scene details to generate an LDR image with enhanced contrast, properly weighted in the over-saturated and under-saturated regions. Nowadays, deep learning techniques produce convincing results recovering high luminance with colors and details of saturated areas using a single exposure image [6], [7], [13].

It is critical to efficiently compress and store HDR content with a wider intensity range. Radiance RGBE, Logluev TIFF, OpenEXR are popular file formats for HDR content storage in floating-point format. JPEG-XT, a new coding standard, addresses the requirements of directly coding images with higher bit depths (9 to 16 bits), HDR content, lossless compression, and representation of alpha channels [8]. JPEG-XT (ISO/IEC 18477) extends the JPEG specification in an absolutely backwards compatible manner [18]. H.264/MPEG-

<sup>1</sup>The author is with the Department of Electrical Engineering, Indian Institute of Technology Madras, Chennai 600036, India;

E-mail: mansisharmaitd@gmail.com; mansisharma@iitm.ac.in;

<sup>2</sup>The author is with Department of Electrical Engineering, Indian Institute of Technology Madras, Chennai, India, 600036.

E-mail: {ay.wadaskar@gmail.com}

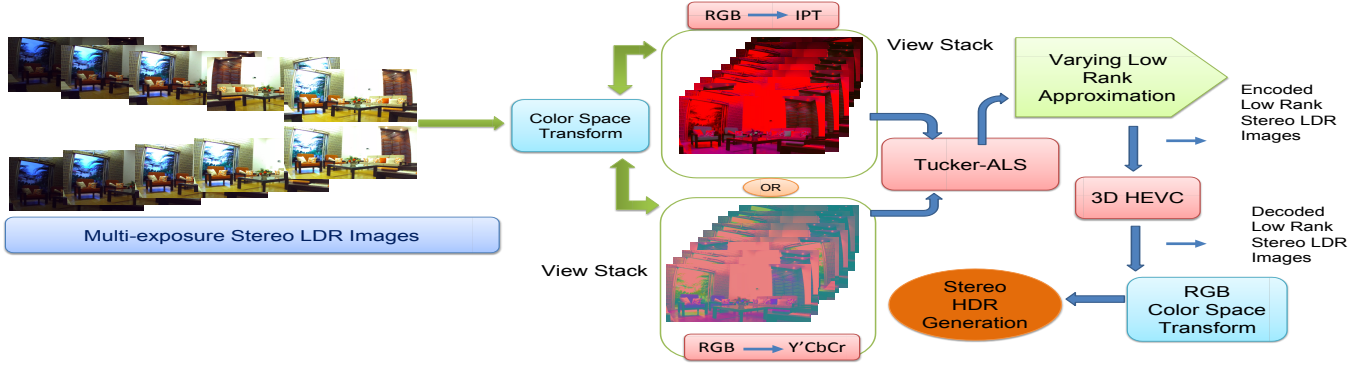


Fig. 1: Workflow of proposed coding scheme for multi-exposure stereo images and efficient HDR compression.

4 AVC and HEVC based coding algorithms convert HDR content into an integer format before encoding [18]. Besides, the non-backward compatible methods encode scene dynamic range employing perceptually motivated functions for chroma reproduction.

In this work, we propose a new paradigm for coding multi-exposure stereo images for 3D HDR display applications [19]–[21]. More specifically, we proposed a Tucker Decomposition based encoding model with 3D-HEVC that efficiently exploits the intra-frame, inter-view, inter-component redundancies and simultaneously takes the sparsity/low-rankness of latent multi-exposure stereo images representation into consideration. The key idea is to employ tucker decomposition, which decomposes the latent tensor representation of stereo LDR images into a set of projection matrices and a compact core tensor. Encoding low-rank approximated output with 3D-HEVC by varying the rank of core tensor and quantization levels, gives flexibility to adjust the bitrate of latent representation. Thus, a single integrated model is flexible to compress and reconstruct the decompressed images under multiple bitrates and quality levels. Extensive experiments demonstrate that, our proposed compatible encoding scheme is competitive with state-of-the-art coding standards. It maintains good quality HDR imaging in terms of PSNR and HDR-VDP-2 visual quality with a range of bitrates.

The remainder of this paper is organized as follows: Section II provides an overview of the state-of-the-art related works. Section III presents the proposed multi-exposure stereo coding scheme. Section IV shows the experimental results and analysis. Finally, in Section V, we draw conclusions and discuss the scope of future work.

## II. RELATED WORK

The non-backward compatible algorithms [22]–[25] are presented for HDR video coding. Motra and Thoma [23] transform an HDR image into an adaptive Logluv format before compressing by H.264/AVC. Zhang et al. [24] exploits luminance masking and profile scaling based on tone-mapping curve to enhance the performance of HEVC for HDR video content. Mukherjee et al. [22] converted HDR content into perceptually uniform color opponent space and encodes the scene dynamic range using a perceptual transfer function. An

error minimization scheme is employed for accurate chroma reproduction. Their rate-distortion characteristics outperforms the existing state-of-the-art coders at bitrates  $\geq 0.4$  bits/pixel. Mantiuk et al. [25] extends the MPEG-4 encoder. The central component in their approach is inter-frame encoding of HDR video and perception-based HDR luminance-to-integer encoding. Their scheme requires 10-11 bits to encode 12 orders of magnitude of the full perceivable luminance range. Further, the DCT block based coding scheme speed up the global tone mapping operator and separately encode decomposed layers of LDR details and HDR edges to improve synthetic video quality.

The HDR coding methods that support backward compatibility are based on tone mapping models [26], [27]. Huang et al. [26] proposed an HDR compression method based on the matting Laplacian. To preserve HDR local structural details in the tone-mapped LDR image, their scheme treats the HDR image as a guidance image and incorporate matting Laplacian matrix into the objective function. The HDR compression scheme formulated as an optimization problem and extract LDR image with enhanced details, mitigating severe edge effects or color artifacts. Li et al. [27] encoded tone mapped LDR image into a JPEG compatible base layer codestream. They applied inverse tone mapping operation to approximate the HDR image from the reconstructed LDR image. The residual generated between original HDR image and approximated HDR image is further encoded. The progressive JPEG-based coding of extension layer adaptively set different quantization parameters for different blocks, weighing more for blocks with higher saliency, and encoded them first. The coding quality is adapted to the visual saliency region. Watanabe et al. [28] presented another backward compatible scheme to the legacy JPEG standard. Their two layer coding method using the histogram packing technique achieves better lossless compression performance than state-of-the-art JPEG-Xt [18]. Mai et al. [29] addresses the issue to find the tone-curve that minimizes mean square error in the reconstructed HDR sequence by formulating the problem as a numerical optimization. Unlike existing lossless HDR coding strategies, Feng et al. [30] approach does not require mapping of HDR into LDR images before conventional coding tools can be applied. Their proposed mapping-free post HDR image compression



Fig. 2: Some test multi-exposures stereo images. Note five exposure levels are considered for experiments with every scene.

scheme excludes integer to floating-point conversion and tone-mapping. The scheme is applicable to compress RGBE and OpenEXR HDR contents.

### III. PROPOSED MULTI-EXPOSURE STEREO CODING SCHEME

A workflow of the proposed coding scheme for multi-exposure stereo images is illustrated in Fig. 1. The detail of each component in the compression pipeline is described in this section.

#### A. Color Space Transform

We performed the color space transform of input multi-exposure stereo images to commonly used  $Y'C_bC_r$  [31], [32] and recently introduced IPT color opponent space [32]–[35].

The  $YC_bC_r$  color space has standardized within the recommendation of ITU-R BT.601 [36]. The  $Y$  is luma component and  $C_b$  and  $C_r$  are the blue-difference and red-difference chroma components. The  $Y'$  (with prime) denotes the luminance.  $Y'$  is distinguished from  $Y$ , meaning that light intensity is nonlinearly encoded based on gamma corrected RGB primaries. Applying Gamma correction to the luminance channel reduces the perception of quantization error. This representation is commonly referred as  $Y'C_bC_r$ .

Non-Constant Luminance  $Y'C_bC_r$  is commonly used color space for the distribution of SDR signals. NCL  $Y'C_bC_r$  color distribution format has some limitations. It cannot fully de-correlate intensity information from chroma information since

it is constrained by RGB color primaries which keep varying. In  $Y'C_bC_r$ , color difference weights can be obtained by filling a color volume and not based on perceptual model. Constant luminance  $Y'C_bC_r$  was added in ITU-R BT.2020 to regulate  $Y'C_bC_r$  in de-correlating intensity from chroma effectively.

The perceptually uniform IPT color opponent space is proposed by Ebner and Fairchild [33]. The I, P, and T coordinates in IPT color space, represent the lightness, the red-green and the yellow-blue dimensions, respectively [37]. The IPT model does not detrimentally affects other color appearance attributes, while predicting the hue components. It mitigates the hue compressibility issues and maintains the perceptual uniformity of CIELAB/LUV [34]. Therefore, IPT color space is employed frequently in latest HDR/WCG video compression schemes as a new signal format [22], [35] compared with NCL  $Y'C_bC_r$ . Since IPT color space is derived using perceptual mechanisms of the Human Visual System (HVS). It is determined to better de-correlate intensity and chroma information, while simultaneously minimizing the perceptual distortion.

The analysis and simulation results presented by Lu et al. [35] characterize IPT as an improved intensity prediction (constant luminance) that prevents visible quantization artifacts at a given bit depth. They validate IPT properties to de-correlate the chroma from luma components over  $YC_bC_r - PQ$  used for HDR signals. The  $YC_bC_r - PQ$  applied transfer function in linear RGB space. The subjective and quantitative experiments found IPT is better in prediction lines of constant hue for increasing values of chroma and constant luminance encoding

TABLE I: Experimental Parameters

Platform	3D-HTM 16, JPEG XT			
QP	5,10,15,20			
DATA	GATE	GARDEN	HIMALAYA MESS	ROOM
Resolution	2208 × 1242			

more effective in chroma downsampling, such as 4:2:0. The psychophysical experiments conducted by [33]–[35], [37] validate the advantages of ITP over  $Y'CbCr - PQ$  for compression efficiency in HDR and wide-gamut imaging. Zerman et al. [32] demonstrated comparable performance of IPT with  $Y'CbCr$  in HDR video compression. However, Zerman et al. [32] found no evidence of the ITP color space being significantly better than  $Y'CbCr$  for HDR video compression. Their experiments revealed that the choice of color space influence compression performance for HDR video, in general, little.

Therefore, in our proposed coding scheme, we considered both  $Y'CbCr$  and IPT signal format in testing coding performance of stereo multi-exposure images. The constant-luminance  $Y'CbCr$  representation commonly can decorrelate the luminance and chrominance information, especially in the present SDR scenario, *i.e.*, coding stereo multi-exposure images formulation. Further, IPT is chosen as one of the color formats because of its desirable properties in color quantization, constant luminance, hue characteristic, chroma subsampling.

### B. Tucker ALS Low Rank Approximation

We adopted an alternating least square (ALS) approach for computing a low-rank Tucker decomposition of stack of multi-exposure stereo images in IPT or  $Y'CbCr$  color space [38]. Let us denote tensor created by stacking multi-exposure stereo images as  $\mathfrak{T}_{MES}^c$ . The tensor  $\mathfrak{T}_{MES}^c$  is efficiently approximated by a core tensor contracted by orthogonal matrices along each mode. Suppose  $\mathfrak{T}_{MES}^c \in \mathbb{R}^{s_1 \times \dots \times s_N}$  is an order  $N$  tensor with dimensions  $s_1 \times \dots \times s_N$ . The Tucker decomposition of  $\mathfrak{T}_{MES}^c$  is computed by

$$\mathfrak{T}_{MES}^c \approx [[\mathfrak{Q}; \mathbf{S}^{(1)}, \mathbf{S}^{(2)}, \dots, \mathbf{S}^{(N)}]] \\ = \mathfrak{Q} \times_1 \mathbf{S}^{(1)} \times_2 \mathbf{S}^{(2)} \dots \times_N \mathbf{S}^{(N)} \quad (1)$$

Rewriting the expression (1) element-wise gives

$$\mathfrak{T}_{LF}^a(t_1, \dots, t_N) \approx \sum_{\{q_1, \dots, q_N\}} \mathfrak{Q}(q_1, \dots, q_N) \\ \prod_{r \in \{1, \dots, N\}} \mathbf{S}^{(r)}(t_r, q_r) \quad (2)$$

where,  $\mathfrak{Q}$  is a core tensor of coefficients. The core tensor  $\mathfrak{Q}$  is of order  $N$  with Tucker ranks (or dimensions)  $R_1 \times \dots \times R_N$ , and the matrices  $\mathbf{S}^{(r)}(t_r, q_r) \in \mathbb{R}^{s_n \times R_n}$  have orthonormal columns. Let we assume, without loss of generality, each  $R_n = R$  for  $n \in \{1, \dots, N\}$ .

1) *Initialize Tucker-ALS algorithm:* The higher-order singular value decomposition (HOSVD) is employed to initialize  $\mathfrak{T}_{MES}^c \in \mathbb{R}^{s_1 \times \dots \times s_N}$  by adopting a truncation based scheme [39]. The truncated HOSVD is computationally efficient and provides an appropriate starting point for the Tucker-ALS algorithm. Let  $\mathfrak{T}_{MES}^c$  admits a higher order singular value decomposition

$$\mathfrak{T}_{MES}^c = (\mathbf{S}^{(1)}, \mathbf{S}^{(2)}, \dots, \mathbf{S}^{(N)}) \cdot \mathfrak{Q} \quad (3)$$

where, the factor matrix  $\mathbf{S}^{(r)}$  is an orthogonal  $s_r \times s_r$  matrix, obtained from the SVD of mode- $r$  unfolding of  $\mathfrak{Q}$ ,

$$\mathbf{S}^{(r)} = U_r \Sigma_r V_r^T, \quad (4)$$

and the core tensor  $\mathfrak{Q} \in \mathbb{R}^{s_1 \times \dots \times s_N}$  can be recovered from

$$\mathfrak{Q} = (\mathbf{S}^{(1)T}, \mathbf{S}^{(2)T}, \dots, \mathbf{S}^{(N)T}) \cdot \mathfrak{T}_{MES}^c \quad (5)$$

A low multi-linear rank approximation is constructed to approximate  $\mathfrak{T}_{MES}^c$  by a rank- $(k_1; k_2; \dots; k_N)$  tensor  $\hat{\mathfrak{T}}_{MES}^c$ , where  $k_r \leq s_r, \forall 1 \leq r \leq N$ . The truncated HOSVD factor matrix  $\hat{U}_r$  is obtained from a truncated SVD of the mode- $r$  unfolding of the tensor, such as

$$\mathbf{S}^{(r)} = U_r \Sigma_r V_r^T = [\bar{U}_r \ \hat{U}_r] \begin{bmatrix} \bar{\Sigma}_r & \\ & \hat{\Sigma}_r \end{bmatrix} \begin{bmatrix} \bar{V}_r^T \\ \hat{V}_r^T \end{bmatrix} \quad (6)$$

with  $\bar{U}_r \in \mathbb{R}^{s_r \times k_r}$ . The approximation  $\hat{\mathfrak{T}}_{MES}^c$  of  $\mathfrak{T}_{MES}^c$  is obtained considering an orthogonal projection onto the tensor basis

$$\hat{\mathfrak{T}}_{MES}^c := \varpi_1 \varpi_2 \dots \varpi_N \mathfrak{T}_{MES}^c := (\bar{U}_1 \bar{U}_1^T, \dots, \bar{U}_N \bar{U}_N^T) \cdot \mathfrak{T}_{MES}^c \\ \mathfrak{T}_{MES}^c := (\bar{U}_1, \dots, \bar{U}_N) \cdot \bar{\mathfrak{Q}} \approx \mathfrak{T}_{MES}^c \quad (7)$$

where,  $(\bar{U}_1^T, \dots, \bar{U}_N^T) \cdot \mathfrak{T}_{MES}^c =: \bar{\mathfrak{Q}} \in \mathbb{R}^{s_1 \times \dots \times s_N}$  is defined as truncated core tensor. The computed  $\hat{\mathfrak{T}}_{MES}^c$  be the rank- $(k_1; k_2; \dots; k_N)$  T-HOSVD of  $\mathfrak{T}_{MES}^c$  and used to initialize the Tucker-ALS algorithm. One can also use interlaced HOSVD for more efficient computation of T-HOSVD of  $\mathfrak{T}_{MES}^c$  [38].

The conventional ALS method for Tucker decomposition adopted a higher-order orthogonal iteration (HOOI) procedure to fix all except one factor matrix, and then computes a low-rank matrix factorization to update that factor matrix and the core tensor [40], [41]. The conventional Tucker-ALS approach factorizes into a product of an orthogonal matrix  $\mathbf{S}^{(n)}$  and the core tensor  $\mathfrak{Q}$  to update the  $n$ -th factor matrix as

$$\mathbf{Y}^{(n)} = \mathfrak{T}_{MES}^c \times_1 \mathbf{S}^{(1)T} \dots \times_{n-1} \mathbf{S}^{(n-1)T} \times_{n+1} \mathbf{S}^{(n+1)T} \\ \dots \times_N \mathbf{S}^{(N)T} \quad (8)$$

and  $\mathbf{Y}_n^n \approx \mathbf{S}^{(n)} \mathbf{Q}_{(n)}$ . This factorization can be performed by considering  $\mathbf{S}^{(n)}$  to take  $R^n$  leading left singular vectors of  $\mathbf{Y}_n^{(n)}$ . We computed singular vectors by finding the left eigenvectors of the Gram matrix  $\mathbf{Y}_n^{(n)} \mathbf{Y}_n^{(n)T}$  as suggested by Linjian and Edgar [38]. This helps to avoid large SVD and maintain consistency of the singular vectors signatures across ALS sweeps.

Further, we adopted a pairwise perturbation scheme to accelerate the ALS procedure as implemented by Linjian and Edgar [38]. We computed the pairwise perturbation operators,



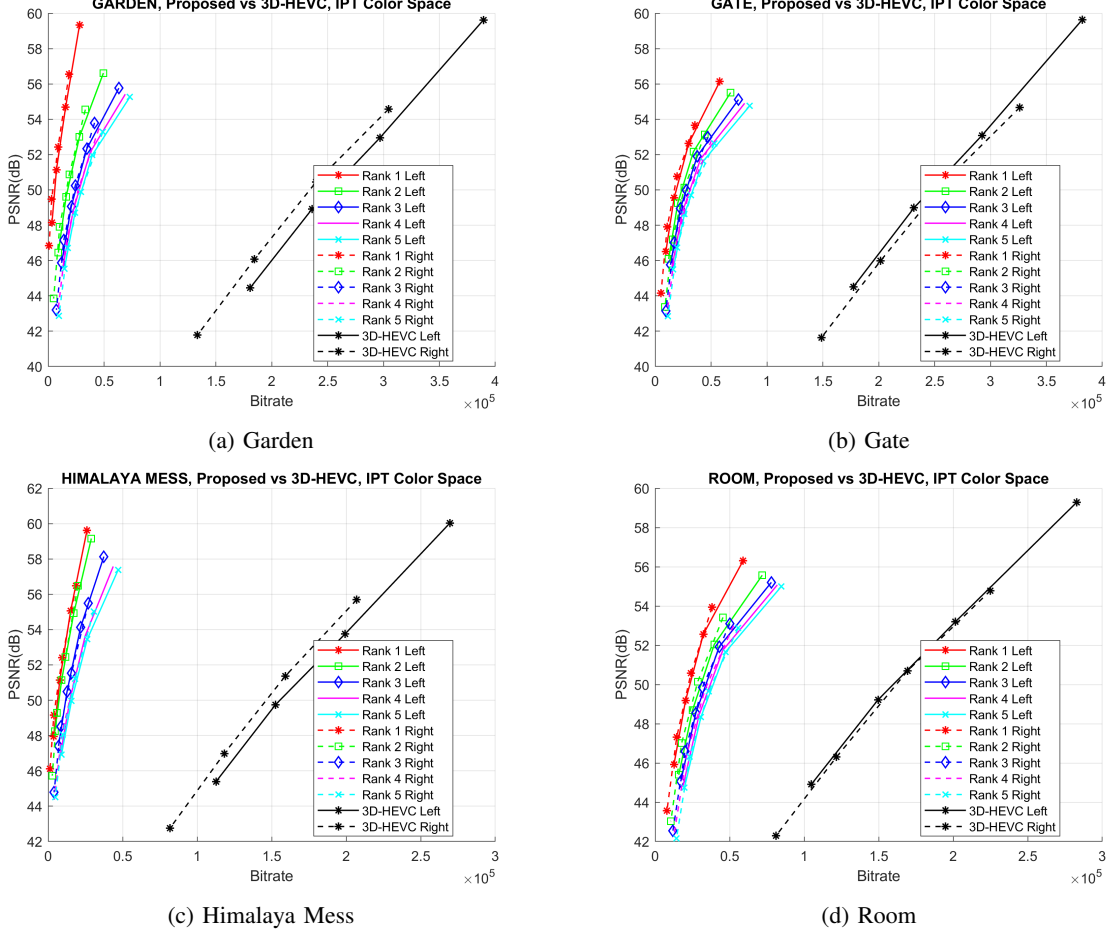


Fig. 3: Comparative analysis of proposed scheme at varying tensor rank approximation with 3D-HEVC (IPT Color Space).

which correlate a pair of factor matrices. Then, the quadratic subproblems formed are repeatedly updated for each tensor using tensors formed from such factor matrices. In proposed formulation, there is not much variation in the factor matrices, so updates are reasonably accurate. The approximation is derived to asymptotically reduce the computational complexity.

We approximate  $\tilde{Y}^{(n)} \approx Y^{(n)}$  following similar pairwise perturbation algorithm for Tucker-ALS derived by Linjian and Edgar [38]. Let  $Y^{(n)}$  be expressed as

$$Y^{(n)} = \mathfrak{T}_{MES}^c \times_{i=1, i \neq n}^N (\mathbf{S}_p^{(i)T} + d\mathbf{S}^{(i)T}) \quad (9)$$

Note  $\mathbf{S}_p^{(n)}$  denote the  $\mathbf{S}^{(n)}$  computed with a standard ALS step at some (*i.e.*,  $p$ ) number of steps preceding to the present one. Thus,  $\mathbf{S}^{(n)}$  at the current step can be expressed as

$$\mathbf{S}^{(n)} = \mathbf{S}_p^{(n)} + d\mathbf{S}^{(n)} \quad (10)$$

The expression (9) can be rewritten with pairwise perturbation considering  $Y^{(n)}$  contracted with  $\mathbf{S}_p^{(n)}$  and first order terms in  $d\mathbf{S}^{(n)}$

$$\tilde{Y}^{(n)} = Y_p^{(n)} + \sum_{i=1, i \neq n}^N Y_{i,p}^{(n)} \times_i d\mathbf{S}^{(i)T}, \quad (11)$$

where,

$$Y_p^{(n)} = \mathfrak{T}_{MES}^c \times_{l=1, l \neq n}^N \mathbf{S}_p^{(l)T} \quad (12)$$

and

$$Y_p^{(i,n)} = \mathfrak{T}_{MES}^c \times_{j \in \{1, \dots, N\} \setminus \{i,n\}} \mathbf{S}_p^{(j)T} \quad (13)$$

Given  $Y_p^{(n)}$  and  $Y_p^{(i,n)}$ , the  $\tilde{Y}^{(n)}$  is computed for all  $n \in \{1, \dots, N\}$  efficiently. We adopted dimension trees based approach for the computation of the pairwise perturbation operators  $Y_p^{(n)}$  and  $Y_p^{(i,n)}$ .

### C. 3D HEVC Encoding

The low rank approximation output  $\hat{\mathfrak{T}}_{MES}^c$  of Tensor ALS is further encoded by 3D extension of high efficiency video coding [42], [43]. Since ZED camera capture the same scene from two different viewpoints, we exploited intra-frame and inter-view and the inter-component redundancies in low-rank approximated stereo multi-exposure views to enhance the coding efficiency.

We give low rank approximated left and right multi-exposure camera images as input to the 3D-HEVC encoder and explore the combination of inter-frame, intra-frame, and inter-view prediction. The views are not only predicted from neighboring multi-exposure images in the sequence or with data in the current frame, but also from corresponding left and right images in adjacent camera viewpoints.

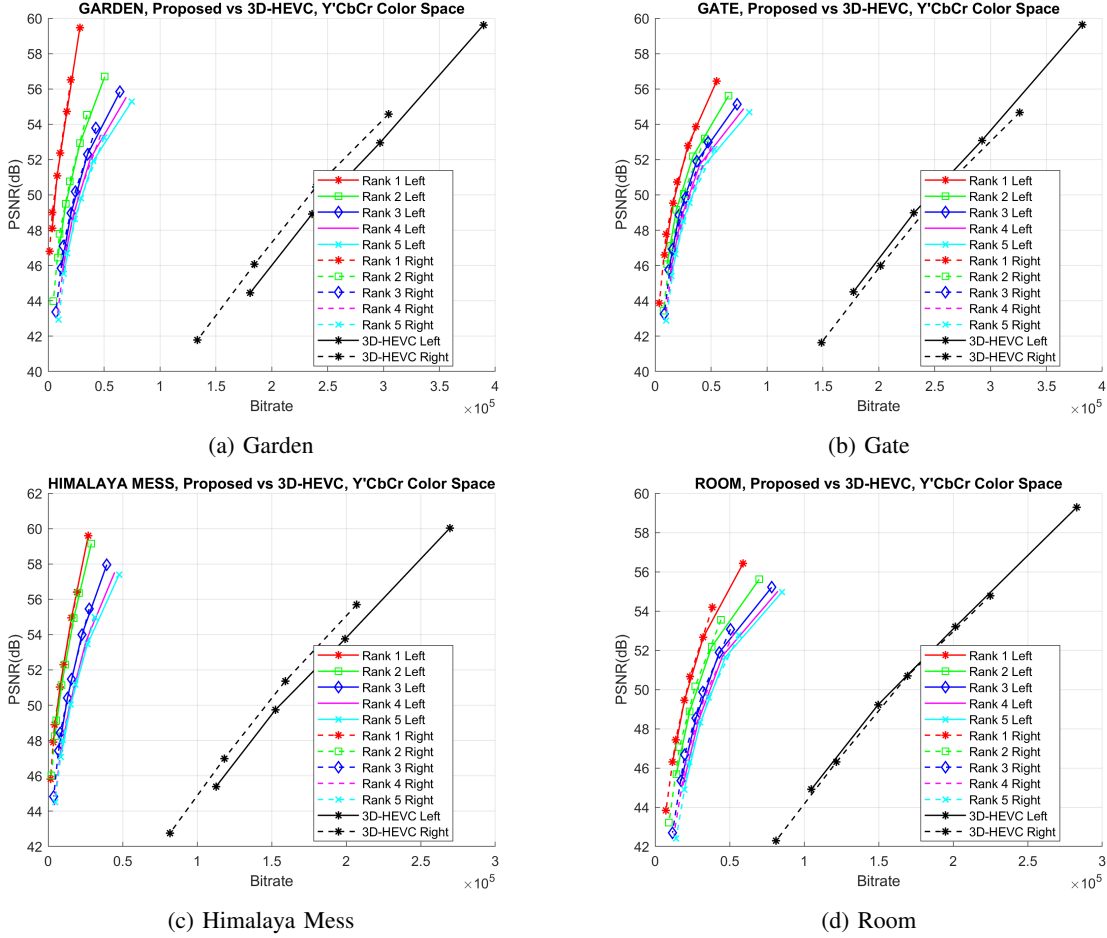


Fig. 4: Comparative analysis of proposed scheme at varying tensor rank approximation with 3D-HEVC ( $Y'CbCr$  Color Space).

The Disparity-Compensated Prediction (DCP) is basically adopted by 3D-HEVC alongside Motion-Compensated Prediction (MCP) scheme used in HEVC. In our proposed encoding framework, DCP is applied between multi-exposure left and right stereo sequences at different camera viewpoints and the MCP is applied between neighboring multi-exposure frames in the sequences respectively. The 3D-HEVC search for best block matches in the reference frames and select best candidate to generate motion disparity vector pointing to the position [42], [43]. The motion information for a current block is predicted by the motion information of one or more corresponding blocks. The corresponding blocks are located by a disparity vector in the inter-view images. This way previously encoded motion information about adjacent views is shared. The disparity vector for locating inter-view corresponding blocks could be derived by the coded disparity motion vector from a corresponding block. Lin et al. [43] introduced the inter-view motion vector prediction and the inter-component motion vector prediction to improve the 3D-HEVC performance in multi-camera setting. Further, while encoding stereo multi-exposure images, the Illumination Compensation (IC) scheme is employed to adapt luminance and chrominance of inter-view predicted blocks to the current view illumination as an additional 3D-HEVC feature. The 3D-HEVC adopted linear

model for parameter estimation using reconstructed samples of the current block and reference block in the prediction [42].

#### IV. EXPERIMENTAL ANALYSIS & RESULTS

The performance of the proposed scheme is tested on HDR stereoscopic image datasets [44], [45]. Stereo multi-exposure images/videos have been captured in [44] employing ZED 3D camera. The 3D HDR image dataset created by Aditya et al. [44] covers natural scenes. The scenes feature rich biodiversity of the Indian Institute of Technology Madras campus. The 617 acre campus adjoins Guindy National Park typify the natural range of plant and animal biodiversity in the northeastern Tamil Nadu. The stereo scene acquired under four different exposure settings. All images are acquired in 2K (full HD) resolution. The left and right views have a resolution of  $2208 \times 1242$ . The ZED camera is kept fixed between the successive multi-exposure captures. The images are frame-level aligned in post processing. However, captured multi-exposure images/videos of natural scenes contain slight to medium, partially traceable motion of objects. Readers refer to the publication for more details about the characteristics of the datasets [44]. Some stereo multi-exposure images used in the experiments are shown in Fig. 2.

The comparative analysis is performed with JPEG-XT [18] and 3D-HEVC reference software 16.5 [46]. The JPEG-XT

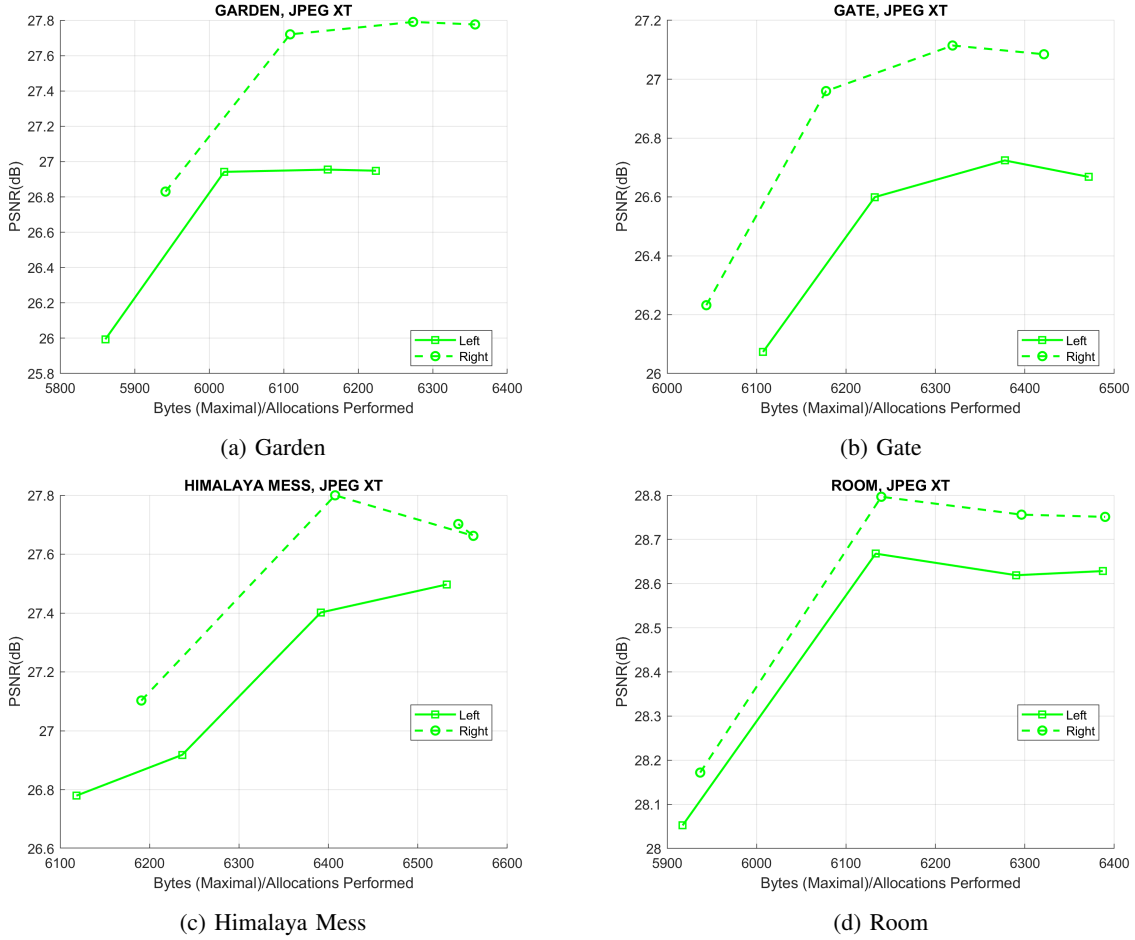


Fig. 5: Analysis of JPEG XT for coding stereo HDR images.

(ISO/IEC 18477) extends the base JPEG standard (ISO/IEC 10918-1 and ITU Rec. T.81) with support for higher integer bit depths, high dynamic range imaging and floating-point coding. The HM-16.6 reference software of 3D-HEVC is used for evaluation [46].

We generated HDR stereo images from multiple stereo photographs of the scene acquired at different exposure levels. The algorithm provided by Kalantari et al. [10] is utilized to recover HDR stereo images. In case, the motion of an object in the scene is large, we apply Wu et al. [17] learning approach to generate HDR stereo images. JPEG-XT, which supports floating point HDR image coding is then applied to the left and the right stereo images separately for comparison.

Further, to compare coding efficiency of the proposed scheme with 3D-HEVC compression standard, we converted generated HDR stereo images into 12-bit integer version before encoding using Miller et al. [47] algorithm. This followed by encoding with 3D-HEVC reference software [46]. Table I summarize the experimental conditions and parameter settings with JPEG-XT and 3D-HEVC coding standards.

We consistently achieve encouraging results with our proposed scheme of coding multi-exposure stereo images. The “Bitrate vs PSNR” plots shown in Fig. 3 and Fig. 4 compare proposed scheme and 3D-HEVC coding software on different

scenes “Garden”, “Gate”, “Himalaya Mess”, and “Room” respectively. We achieve significant bitrate reduction using proposed multi-exposure stereo coding scheme compared to directly encode the HDR stereo images by 3D-HEVC, while maintaining almost same quality in terms of PSNR measures. Besides, the graphs establish that the proposed formulation gives flexibility to adjust the bitrate and quality by changing the tensor rank and quantization parameters.

Likewise, the reconstruction quality in terms of PSNR is much improved compared with JPEG-XT, while encoding at much lower bytes. The “Bytes (maximal) vs PSNR” plots of JPEG-XT are illustrated in Fig. 5. These plots depict the quality of decoded output vs bytes maximal required with allocations performed. Table XVIII and Table XIX summarize maximal bytes and allocations needed to directly encode the HDR stereo images by JPEG-XT. This is compared with coding efficiency of the proposed scheme in terms of total bytes required to compress the multi-exposure stereo images under varying tensor rank settings.

The quality analysis of the proposed scheme and other state-of-the-art coders is further performed using HDR-VDP-2 algorithm [48]. The visibility and quality prediction is performed by generating HDR stereo images from original multi-exposure input images as well as from decoded multi-exposure

TABLE II: Qualitative Analysis of proposed scheme on GARDEN data (IPT color space).

Left					Right		
RANK	QP	BITRATE	HDR-VDP-2	HDR-VDP-2	BITRATE	HDR-VDP-2	HDR-VDP-2
			24 (0.5)	21 (0.5)		24 (0.5)	21 (0.5)
RANK 1	5	28079.264	62.9677	61.9116	18711.456	62.1547	61.0311
	10	15624.384	60.4077	59.1199	8850.048	60.4074	59.1251
	15	7404.32	59.0571	57.6793	3123.648	59.3493	58.015
	20	3430.432	58.1302	56.6809	877.6	58.1049	56.7108
RANK 2	5	49390.4	42.8382	40.4197	33251.712	57.4122	55.7724
	10	28007.008	62.2714	60.9798	18911.872	60.6781	59.2643
	15	16029.088	59.8767	58.3719	10304.352	58.7761	57.1756
	20	9079.008	57.5239	55.8855	4863.616	56.3085	54.641
RANK 3	5	63227.168	43.2375	41.3227	41500.736	51.8593	49.7182
	10	34594.656	43.8504	41.9826	24269.536	57.6972	55.6342
	15	20685.568	42.7912	40.8353	13985.344	51.6849	49.3394
	20	12052.896	42.6276	40.604	7364.064	54.181	52.1255
RANK 4	5	68963.744	49.5705	47.8797	45508.608	42.4979	40.5434
	10	37336.128	49.9359	48.5535	26894.208	41.7784	39.6842
	15	22487.264	48.9767	47.3538	15820.096	41.6385	39.3831
	20	13329.056	40.1113	37.8859	8526.88	45.2914	42.766
RANK 5	5	73133.376	50.7519	48.932	48856.096	43.1168	41.1942
	10	39480.416	45.7269	43.5288	29361.632	45.9985	43.606
	15	24040.928	49.2334	47.5691	17406.528	42.8599	40.9952
	20	14501.504	46.7211	45.1162	9633.472	45.6837	43.2662

TABLE III: Qualitative Analysis of proposed scheme on GARDEN data ( $Y'C_bC_r$  color space).

Left					Right		
RANK	QP	BITRATE	HDR-VDP-2	HDR-VDP-2	BITRATE	HDR-VDP-2	HDR-VDP-2
			24 (0.5)	21 (0.5)		24 (0.5)	21 (0.5)
RANK 1	5	28359.328	65.3776	64.2145	20309.248	62.9982	61.5934
	10	16783.552	61.5055	60.1046	10720.864	59.9928	58.4397
	15	8052	58.7299	57.1152	3723.968	57.641	55.9066
	20	3627.04	56.941	55.1601	1231.424	56.2498	54.4073
RANK 2	5	50627.104	64.6524	63.4675	34754.56	64.1062	62.9188
	10	28576.864	61.3464	59.9571	19416.928	60.1247	58.6207
	15	15832	58.7756	57.1551	10132.8	57.8749	56.1428
	20	8580.32	56.4761	54.6907	4696.128	55.6411	53.7281
RANK 3	5	64278.464	67.6728	66.7963	42685.376	65.7717	64.7677
	10	35245.088	63.6574	62.4218	24264.96	61.8542	60.5147
	15	20481.984	60.024	58.3402	13471.968	59.0674	57.4403
	20	11644.736	56.32	54.4644	7012.512	56.6161	54.7492
RANK 4	5	69894.528	64.3	62.9672	46944.352	66.7841	65.7371
	10	37829.312	62.0934	60.7117	27127.616	62.7161	61.3098
	15	22145.44	59.4714	57.8687	15473.728	59.1619	57.4006
	20	12855.264	57.8649	55.9876	8233.44	56.4848	54.6073
RANK 5	5	74777.504	64.0669	62.7026	50129.056	66.6033	65.5509
	10	40226.624	64.6028	63.42	29366.528	62.765	61.4233
	15	23715.136	59.5764	57.9333	16957.12	59.0444	57.3975
	20	13942.624	57.5932	55.6517	9197.28	56.5437	54.6663

output images after applying proposed coding scheme. The method [17] is used to generate HDR from LDR images. Similarly, the HDR-VDP-2 scores of 3D-HEVC and JPEG-XT reference softwares are checked, comparing input as well as decoded stereo HDR images.

The metric prediction quality scores on all scenes are summarized in Table II-XVII. We analysed quality scores considering diagonal display size in 24 and 21 inches, display resolution in pixels, and viewing distance of 0.5 meters. The computed quality scores of reconstructed stereo HDR images using proposed scheme are given in Table II, Table VI, Table X, Table XIV, Table III, Table VII, Table XI, Table XV,

considering the processing of different scenes on IPT and  $Y'C_bC_r$  color space, respectively. In Table IV, Table VIII, Table XII, Table XVI, quality scores of 3D-HEVC range software are provided. The HDR-VDP-2 scores of JPEG-XT on different scenes are summarized in Table V, Table IX, Table XIII, and Table XVII respectively.

The HDR-VDP-2 metric scores clearly indicate proposed approach outperforms JPEG-XT under different test conditions. We attain the notable bitrate reduction, while maintaining appropriate reconstruction quality in terms of HDR-VDP-2 measures, compared with the 3D-HEVC reference software.



TABLE IV: Qualitative Analysis of 3D-HEVC on GARDEN data.

	Left			Right		
	BITRATE	HDR-VDP-2	HDR-VDP-2	BITRATE	HDR-VDP-2	HDR-VDP-2
		24 (0.5)	21 (0.5)		24 (0.5)	21 (0.5)
QP 5	389388.8	86.5589	86.8503	304436.64	81.4318	81.4073
QP 10	296773.92	79.6037	79.5074	239691.04	76.8393	76.5803
QP 15	236028.96	75.3262	75.0055	184533.12	72.2935	71.8574
QP 20	180811.04	70.6993	70.0197	133560	67.5243	66.7051

TABLE V: Qualitative Analysis of JPEG-Xt on GARDEN data.

	Left				Right			
	Bytes	Allocations	HDR-VDP-2	HDR-VDP-2	Bytes	Allocations	HDR-VDP-2	HDR-VDP-2
	Maximal		24 (0.5)	21 (0.5)	Maximal		24 (0.5)	21 (0.5)
QP 5	79611008	13584	42.4481	40.2343	79376266	13360	41.6888	39.4845
QP 10	79151977	13148	46.6348	44.4506	78910952	12918	46.5963	44.5012
QP 15	78776787	12790	48.0697	45.9284	78483363	12510	48.7865	46.5013
QP 20	78607013	12630	49.2409	47.0578	78277970	12314	49.5801	47.3791

TABLE VI: Qualitative Analysis of proposed scheme on GATE data (IPT color space).

RANK	QP	Left			Right		
		BITRATE	HDR-VDP-2	HDR-VDP-2	BITRATE	HDR-VDP-2	HDR-VDP-2
			24 (0.5)	21 (0.5)		24 (0.5)	21 (0.5)
RANK 1	5	57789.664	54.938	52.8926	35541.728	40.8112	38.7208
	10	30000.128	51.3691	49.1302	19517.184	47.2132	45.1677
	15	16961.984	53.0074	50.5973	10750.368	42.3863	39.9703
	20	9548.032	48.6316	46.12	5201.728	41.6219	39.1884
RANK 2	5	67483.424	62.1948	60.3625	44507.136	52.3962	49.9829
	10	34251.392	51.7469	49.4957	26100.672	59.6466	57.9334
	15	20239.136	52.3047	49.8945	15684.704	55.7757	53.9376
	20	12085.536	55.7362	53.7246	8798.176	51.5406	49.0081
RANK 3	5	74540.096	44.225	41.4202	47161.088	51.8901	49.462
	10	37639.776	61.156	59.6176	27877.28	51.2004	48.9099
	15	22567.744	53.0603	50.4668	16961.504	51.6594	49.1666
	20	13729.888	57.1585	55.4295	9534.144	54.8893	52.9583
RANK 4	5	80019.808	48.1616	45.6438	50446.912	54.9732	52.8886
	10	40536.992	53.7405	51.3248	30158.24	54.0148	51.9514
	15	24533.536	52.4138	50.2649	18542.752	58.0121	56.2336
	20	15059.072	52.0909	49.6655	10607.904	55.5802	53.681
RANK 5	5	84644.768	52.8669	50.7149	52957.344	52.0843	49.7393
	10	43008.928	63.5404	62.0053	31979.2	59.4392	57.5615
	15	26182.944	51.6787	49.1916	19722.528	57.6948	55.8014
	20	16042.912	51.6147	49.1544	11389.184	51.5317	49.3708

## V. CONCLUSION

In this paper, a novel framework based on low rank Tensor approximation and 3D-HEVC is proposed to efficiently encode multi-exposure stereo LDR images for 3D HDR compression. To the best of our knowledge, this is a first encoding approach of multi-exposure stereo images based on a low-rank approximation of tensor factorization to realize HDR stereo compression. The proposed scheme offers flexibility to change the rank of core tensor and its quantization levels, and thus indisputably adapt the bitrate of stereo multi-exposure views. Moreover, covering a range of bitrates assist in taking into account distortion considering the encoding of stereo LDR multiple exposure views and in conjunction regulate the reconstruction quality of fused HDR views. This is critical to achieve stereo personalization in 3D display applications with spontaneous realism and binocular 3D depth cues [19]–[21]. The results demonstrate that the required bitrate is much saved

by the proposed scheme by efficiently exploiting the intra-frame, inter-view and the inter-component redundancies in stereo multi-exposure LDR sequences. This fulfils to achieve the goal of an integrated model, compatible with existing coding standards, and accommodative to maintain good quality HDR imaging in terms of PSNR and HDR-VDP-2 indices with a range of bitrates.

## REFERENCES

- [1] A. Radonjić, S. R. Allred, A. L. Gilchrist, and D. H. Brainard, “The dynamic range of human lightness perception,” *Current Biology*, vol. 21, no. 22, pp. 1931–1936, 2011.
- [2] G. Eilertsen, *The high dynamic range imaging pipeline : Tone-mapping, distribution, and single-exposure reconstruction*. PhD thesis, 2018.
- [3] A. Artusi, T. Richter, T. Ebrahimi, and R. K. Mantiuk, “High dynamic range imaging technology [lecture notes],” *IEEE Signal Processing Magazine*, vol. 34, p. 165–172, Sep 2017.
- [4] S.-S. Lee, E. Lee, Y. Hwang, and S. Jang, “Hardware implementation of fast high dynamic range processor for real-time 4k uhd video,” *2016 International SoC Design Conference (ISOCC)*, pp. 309–310, 2016.

TABLE VII: Qualitative Analysis of proposed scheme on GATE data ( $Y' C_b C_r$  color space).

Left					Right		
RANK	QP	BITRATE	HDR-VDP-2	HDR-VDP-2	BITRATE	HDR-VDP-2	HDR-VDP-2
			24 (0.5)	21 (0.5)		24 (0.5)	21 (0.5)
RANK 1	5	55018.624	51.7108	49.2455	36316.288	63.5339	62.3112
	10	29287.456	61.4825	60.1048	19735.808	54.7425	52.6511
	15	16002.24	57.5215	55.8076	9755.488	56.9341	55.2066
	20	8459.488	53.7522	51.5802	3740.16	54.8729	52.9268
RANK 2	5	65617.92	68.4827	67.4344	44353.824	64.9949	63.8158
	10	33818.304	63.9766	62.6951	25387.456	60.8804	59.4889
	15	19006.144	60.252	58.6367	14229.216	57.9942	56.3334
	20	10655.264	57.939	56.1044	7579.52	55.6644	53.7543
RANK 3	5	73290.56	68.0498	66.9842	47291.776	65.4025	64.1865
	10	37212	64.4951	63.2797	27204.928	55.3563	53.2148
	15	21445.504	60.5818	59.0821	15457.184	58.8754	57.2462
	20	12224	57.7334	55.902	8250.848	56.4021	54.547
RANK 4	5	79239.744	68.7847	67.7621	50398.56	65.8272	64.7377
	10	39920.128	64.3287	63.2048	29213.504	62.0932	60.7496
	15	23216.48	60.7778	59.3022	17041.984	59.1693	57.549
	20	13421.856	58.0373	56.2705	9333.536	56.638	54.7785
RANK 5	5	84224.864	68.6765	67.6314	52964.352	65.5637	64.2617
	10	42476.096	65.216	64.0017	30887.072	62.2596	60.854
	15	24861.92	61.1702	59.6635	18105.28	59.2304	57.5838
	20	14495.52	58.1243	56.3887	9842.208	56.5972	54.6688

TABLE VIII: Qualitative Analysis of 3D-HEVC on GATE data.

Left				Right		
	BITRATE	HDR-VDP-2	HDR-VDP-2	BITRATE	HDR-VDP-2	HDR-VDP-2
		24 (0.5)	21 (0.5)		24 (0.5)	21 (0.5)
QP 5	382177.76	88.0962	88.2364	326144	83.3801	83.3744
QP 10	292425.76	81.9172	81.7387	259138.56	79.0632	78.7353
QP 15	231549.44	77.6057	77.1736	201603.52	74.4138	73.8644
QP 20	177331.36	73.2775	72.6117	148815.36	69.4372	68.7713

TABLE IX: Qualitative Analysis of JPEG-Xt on GATE data.

Left					Right			
	Bytes	Allocations	HDR-VDP-2	HDR-VDP-2	Bytes	Allocations	HDR-VDP-2	HDR-VDP-2
	Maximal		24 (0.5)	21 (0.5)	Maximal		24 (0.5)	21 (0.5)
QP 5	78917261	12922	41.1913	38.8948	79089097	13086	41.2175	39.0037
QP 10	78588184	12610	45.0281	42.695	78728589	12744	45.6691	43.3338
QP 15	78227658	12266	46.8118	44.4007	78370143	12402	47.6456	45.2561
QP 20	78005472	12054	47.738	45.2956	78122823	12166	48.9011	46.5189

- [5] P.-J. Lapray, B. Heyrman, and D. Ginhac, "Hardware-based smart camera for recovering high dynamic range video from multiple exposures," *Optical Engineering*, vol. 53, 2014.
- [6] G. Eilertsen, J. Kronander, G. Denes, R. K. Mantiuk, and J. Unger, "Hdr image reconstruction from a single exposure using deep cnns," *ACM Transactions on Graphics*, vol. 36, p. 1–15, Nov 2017.
- [7] V. G. An and C. Lee, "Single-shot high dynamic range imaging via deep convolutional neural network," in *2017 Asia-Pacific Signal and Information Processing Association Annual Summit and Conference (APSIPA ASC)*, pp. 1768–1772, 2017.
- [8] X. Guo, Y. Li, and H. Ling, "Lime: Low-light image enhancement via illumination map estimation," *IEEE Transactions on Image Processing*, vol. 26, no. 2, pp. 982–993, 2017.
- [9] A. Badki, N. Khademi Kalantari, and P. Sen, "Robust radiometric calibration for dynamic scenes in the wild," in *2015 IEEE International Conference on Computational Photography (ICCP)*, pp. 1–10, 2015.
- [10] N. K. Kalantari and R. Ramamoorthi, "Deep high dynamic range imaging of dynamic scenes," *ACM Transactions on Graphics (Proceedings of SIGGRAPH 2017)*, vol. 36, no. 4, 2017.
- [11] Q. Yan, D. Gong, Q. Shi, A. van den Hengel, C. Shen, I. Reid, and Y. Zhang, "Attention-guided network for ghost-free high dynamic range imaging," 2019.
- [12] P. Sen, N. K. Kalantari, M. Yaesoubi, S. Darabi, D. B. Goldman, and E. Shechtman, "Robust Patch-Based HDR Reconstruction of Dynamic Scenes," *ACM Transactions on Graphics (TOG) (Proceedings of SIGGRAPH Asia 2012)*, vol. 31, no. 6, pp. 203:1–203:11, 2012.
- [13] Y. Endo, Y. Kanamori, and J. Mitani, "Deep reverse tone mapping," *ACM Transactions on Graphics*, vol. 36, pp. 1–10, 11 2017.
- [14] M. Song, D. Tao, C. Chen, J. Bu, J. Luo, and C. Zhang, "Probabilistic exposure fusion," *IEEE Transactions on Image Processing*, vol. 21, no. 1, pp. 341–357, 2012.
- [15] C. Wei, W. Wang, W. Yang, and J. Liu, "Deep retinex decomposition for low-light enhancement," 2018.
- [16] X. Fu, D. Zeng, Y. Huang, Y. Liao, X. Ding, and J. Paisley, "A fusion-based enhancing method for weakly illuminated images," *Signal Processing*, vol. 129, pp. 82–96, 2016.
- [17] S. Wu, J. Xu, Y.-W. Tai, and C.-K. Tang, "Deep high dynamic range imaging with large foreground motions," 2018.
- [18] T. Richter, A. Artusi, and T. Ebrahimi, "Jpeg xt: A new family of jpeg backward-compatible standards," *IEEE MultiMedia*, vol. 23, no. 3, pp. 80–88, 2016.
- [19] M. Sharma, S. Chaudhury, and B. Lall, "A novel hybrid kinect-variety-based high-quality multiview rendering scheme for glass-free 3d displays," *IEEE Transactions on Circuits and Systems for Video Technology*, vol. 27, no. 10, pp. 2098–2117, 2017.
- [20] M. Sharma, S. Chaudhury, B. Lall, and M. Venkatesh, "A flexible

TABLE X: Qualitative Analysis of proposed scheme on HIMALAYA MESS (IPT color space).

Left					Right		
RANK	QP	BITRATE	HDR-VDP-2	HDR-VDP-2	BITRATE	HDR-VDP-2	HDR-VDP-2
			24 (0.5)	21 (0.5)		24 (0.5)	21 (0.5)
RANK 1	5	26054.208	61.2812	59.9823	18803.776	59.3966	57.8328
	10	15081.952	58.7169	57.1583	9442.272	57.4523	55.6999
	15	7818.752	56.1687	54.4532	3796.128	55.6676	53.7382
	20	3625.888	55.7018	53.9648	1260.032	55.1925	53.3423
RANK 2	5	28962.336	68.3374	67.1522	19923.232	60.3525	59.0623
	10	17165.952	65.2238	63.8101	11558.688	57.7933	56.3226
	15	9026.848	62.806	61.2197	5896.32	56.0497	54.4638
	20	4492.992	60.0746	58.3239	2753.664	54.297	52.5413
RANK 3	5	37355.616	62.6863	61.5694	26972.704	60.1013	58.7841
	10	21760.896	59.5077	57.9625	15646.048	57.4343	55.8525
	15	12657.632	57.0364	55.3262	8432.192	55.8789	54.122
	20	6951.648	55.827	54.0238	3955.488	54.3115	52.4575
RANK 4	5	43635.52	40.553	38.1345	30511.264	39.9455	37.6413
	10	24825.28	41.8156	39.4189	17801.6	42.5748	40.2416
	15	14762.976	40.7999	38.4755	9207.904	42.3932	39.9931
	20	8159.104	41.6591	39.1767	4070.336	40.9799	38.4963
RANK 5	5	46991.68	42.2787	39.8635	30531.936	41.197	38.7239
	10	26204.608	40.8272	38.2693	18056.352	53.6538	51.5728
	15	15637.856	40.8108	38.3558	9825.472	41.3793	39.0429
	20	8979.456	52.2592	50.0298	4768.416	53.2353	51.3023

TABLE XI: Qualitative Analysis of proposed scheme on HIMALAYA MESS ( $Y'CbCr$  color space).

Left					Right		
RANK	QP	BITRATE	HDR-VDP-2	HDR-VDP-2	BITRATE	HDR-VDP-2	HDR-VDP-2
			24 (0.5)	21 (0.5)		24 (0.5)	21 (0.5)
RANK 1	5	26884.256	65.1586	64.1123	19330.656	62.1582	60.9067
	10	15656.16	61.7995	60.5225	10253.28	58.964	57.4596
	15	7893.824	59.1368	57.6652	4290.4	56.8391	55.2158
	20	3420.832	56.7765	55.1215	1575.328	55.0928	53.3057
RANK 2	5	28962.336	68.3374	67.1522	20787.136	66.17	64.8307
	10	17165.952	65.2238	63.8101	11380.896	63.5429	61.9929
	15	9026.848	62.806	61.2197	5372.928	61.3182	59.6177
	20	4492.992	60.0746	58.3239	2164.384	59.0335	57.2385
RANK 3	5	39339.36	49.372	46.7206	27458.944	67.1737	65.8461
	10	22619.36	57.9869	55.7046	15645.984	64.2727	62.7338
	15	12955.648	50.2996	47.9479	8117.312	61.6355	59.8942
	20	6987.84	60.4275	58.6148	3721.056	58.8431	56.8775
RANK 4	5	44609.952	53.9785	52.0577	30855.328	67.1596	65.9635
	10	25382.08	58.7247	56.9575	17742.08	64.1094	62.6511
	15	14660.608	54.2983	52.2783	9193.888	61.5485	59.8551
	20	8047.68	60.8144	59.1127	4203.328	58.9818	57.0852
RANK 5	5	47599.328	61.5714	59.7028	31300.096	67.5924	66.4386
	10	26339.264	59.0427	56.8585	18242.496	64.4047	62.8976
	15	15241.376	60.9151	59.1247	9735.84	62.0198	60.3219
	20	8505.76	60.9219	59.1987	4680.8	59.258	57.3323

architecture for multi-view 3d tv based on uncalibrated cameras,” *Journal of Visual Communication and Image Representation*, vol. 25, no. 4, pp. 599–621, 2014. 3D Video Processing.

- [21] M. Sharma, M. S. Venkatesh, G. Ragavan, and R. Lal, “A novel approach for multi-view 3d hdr content generation via depth adaptive cross trilateral tone mapping,” in *2019 International Conference on 3D Immersion (IC3D)*, pp. 1–8, 2019.
- [22] R. Mukherjee, K. Debattista, T.-B. Rogers, M. Bessa, and A. Chalmers, “Uniform color space-based high dynamic range video compression,” *IEEE Transactions on Circuits and Systems for Video Technology*, vol. 29, pp. 2055–2066, 2019.
- [23] A. Motra and H. Thoma, “An adaptive logluv transform for high dynamic range video compression,” pp. 2061 – 2064, 10 2010.
- [24] Y. Zhang, M. Naccari, D. Agrafiotis, M. Mrak, and D. R. Bull, “High dynamic range video compression by intensity dependent spatial quantization in hevcc,” in *2013 Picture Coding Symposium (PCS)*, pp. 353–356,

2013.

- [25] R. Mantiuk, G. Krawczyk, K. Myszkowski, H.-P. Seidel, and M. Informatik, “Perception-motivated high dynamic range video encoding,” *ACM Transactions on Graphics*, vol. 23, 08 2004.
- [26] C.-C. Huang, Ismail, M.-X. Cai, and H. T. Vu, “Hdr compression based on image matting laplacian,” *2016 IEEE International Conference on Consumer Electronics-Taiwan (ICCE-TW)*, pp. 1–2, 2016.
- [27] S. Li, J. Wang, and Q. Zhu, “High dynamic range image compression based on visual saliency,” pp. 21–25, 06 2018.
- [28] O. Watanabe, H. Kobayashi, and H. Kiya, “Two-layer lossless hdr coding considering histogram sparseness with backward compatibility to jpeg,” 2018.
- [29] Z. Mai, H. Mansour, R. Mantiuk, P. Nasiopoulos, R. Ward, and W. Heidrich, “On-the-fly tone mapping for backward-compatible high dynamic range image/video compression,” in *Proceedings of 2010 IEEE International Symposium on Circuits and Systems*, pp. 1831–1834, 2010.

TABLE XII: Qualitative Analysis of 3D-HEVC on HIMALAYA MESS data.

	Left			Right		
	BITRATE	HDR-VDP-2	HDR-VDP-2	BITRATE	HDR-VDP-2	HDR-VDP-2
		24 (0.5)	21 (0.5)		24 (0.5)	21 (0.5)
QP 5	269528	85.3871	85.5883	206973.92	81.6204	81.7454
QP 10	199202.4	79.4406	79.4143	159073.28	76.3242	76.159
QP 15	152535.04	74.9644	74.6324	118164.8	71.5489	71.0437
QP 20	112638.4	70.3373	69.7498	81748	67.047	66.2815

TABLE XIII: Qualitative Analysis of JPEG-Xt on HIMALAYA MESS data.

	Left				Right			
	Bytes	Allocations	HDR-VDP-2	HDR-VDP-2	Bytes	Allocations	HDR-VDP-2	HDR-VDP-2
	Maximal		24 (0.5)	21 (0.5)	Maximal		24 (0.5)	21 (0.5)
QP 5	78887787	12894	40.73	38.6356	78697127	12712	40.9958	38.8447
QP 10	78579670	12600	45.4976	43.344	78158474	12198	46.2007	44.0688
QP 15	78193993	12234	47.0491	44.8717	77800058	11856	47.7803	45.6275
QP 20	77864923	11920	48.9214	46.8068	77835690	11892	49.3209	47.0741

TABLE XIV: Qualitative Analysis of proposed scheme on ROOM data (IPT color space).

RANK	QP	Left			Right		
		BITRATE	HDR-VDP-2	HDR-VDP-2	BITRATE	HDR-VDP-2	HDR-VDP-2
			24 (0.5)	21 (0.5)		24 (0.5)	21 (0.5)
RANK 1	5	58999.52	48.1087	45.8614	38131.968	41.4502	39.3074
	10	32356.896	57.0954	54.7766	24033.088	41.1792	38.9312
	15	20364.832	48.0147	45.2258	14441.216	38.8711	36.6038
	20	12617.504	43.9524	41.2823	7909.152	39.8297	37.6275
RANK 2	5	71821.152	60.4676	58.8533	45482.816	44.2458	41.6944
	10	39619.488	51.7287	49.6298	28561.888	52.6594	50.195
	15	25076.096	46.3318	44.0273	17777.984	52.9636	50.6605
	20	15831.456	45.3535	42.618	10536.96	44.2459	41.5996
RANK 3	5	77940.096	42.9619	40.3653	50035.232	52.5723	50.4242
	10	42962.336	43.4708	40.9031	31728.032	59.3287	57.6333
	15	27254.944	45.9587	43.7813	19966.272	54.194	52.2353
	20	17181.536	42.8521	40.2609	11932.032	53.6955	51.4613
RANK 4	5	81955.104	59.6374	58.0407	52553.056	59.5554	58.0785
	10	45381.664	55.8806	53.8359	33578.304	54.8063	52.8356
	15	29373.888	49.6271	47.3292	21299.328	44.2287	41.5356
	20	18743.424	49.5191	47.2103	12844.16	53.6704	51.6061
RANK 5	5	84626.176	51.4125	49.0315	55664.448	55.4891	53.4093
	10	47189.856	57.488	55.2905	35923.36	51.0514	48.7444
	15	30665.344	53.564	51.16	23142.72	52.7341	50.461
	20	19651.936	47.8211	45.3837	14305.056	53.1723	51.1185

- [30] T. Feng, S. Pal, and G. Abhayaratne, "Mapping-free high dynamic range image compression," *2015 IEEE 5th International Conference on Consumer Electronics - Berlin (ICCE-Berlin)*, pp. 172–175, 2015.
- [31] N. Gadgil, Q. Song, G.-M. Su, and S. Hulyalkar, "The technology behind the exceptional visual experience via high dynamic range," *APSIPA Transactions on Signal and Information Processing*, vol. 7, 01 2018.
- [32] E. Zerman, V. Hulusic, G. Valenzise, R. Mantiuk, and F. Dufaux, "Effect of color space on high dynamic range video compression performance," pp. 1–6, 05 2017.
- [33] F. Ebner and M. Fairchild, "Development and testing of a color space (ipt) with improved hue uniformity," pp. 8–13, 01 1998.
- [34] F. Ebner, "Derivation and modelling hue uniformity and development of the ipt color space," 1998.
- [35] T. Lu, F. Pu, W. Husak, J. Pytlarz, R. Atkins, Guan, and M. Su, "Itp colour space and its compression performance for high dynamic range and wide colour gamut video distribution," 2016.
- [36] "Itu-r bt.709, parameter values for the hdtv standards for production and international program exchange, int. telecommunication union, radio communication sector, 2002,,"
- [37] Y. Xue, "Uniform color spaces based on ciecam02 and ipt color difference equations,thesis. rochester institute of technology,," 2008.
- [38] L. Ma and E. Solomonik, "Accelerating alternating least squares for tensor decomposition by pairwise perturbation," 2020.
- [39] N. Vannieuwenhoven, R. Vandebril, and K. Meerbergen, "A new truncation strategy for the higher-order singular value decomposition," *SIAM Journal on Scientific Computing*, vol. 34, pp. 1027–1052, 04 2012.
- [40] L. Lathauwer, B. De Moor, and J. Vandewalle, "On the best rank-1 and rank-( $r_1, r_2, \dots, r_n$ ) approximation of higher-order tensors," *SIAM Journal on Matrix Analysis and Applications*, vol. 21, pp. 1324–1342, 03 2000.
- [41] T. G. Kolda and B. W. Bader, "Tensor decompositions and applications," *SIAM Review*, vol. 51, pp. 455–500, September 2009.
- [42] G. Balota, M. Saldanha, G. Sanchez, B. Zatt, M. Porto, and L. Agostini, "Overview and quality analysis in 3d-hevc emergent video coding standard," in *2014 IEEE 5th Latin American Symposium on Circuits and Systems*, pp. 1–4, 2014.
- [43] J.-L. Lin, Y.-W. Chen, Y.-L. Chang, J. An, K. Zhang, Y.-W. Huang, and S. Lei, "Advanced texture and depth coding in 3d-hevc," *Journal of Visual Communication and Image Representation*, vol. 50, 11 2017.
- [44] A. Wadaskar, M. Sharma, and R. Lal, "A rich stereoscopic 3d high dynamic range image video database of natural scenes," in *2019 International Conference on 3D Immersion (IC3D)*, pp. 1–8, 2019.
- [45] <https://sites.google.com/view/hdr-dataset-aditya-wadaskar/home>.
- [46] HMReferenceSoftwareforHEVC.Availableat:<https://hevc.hhi.fraunhofer.de/>.
- [47] S. Miller, M. Nezamabadi, and S. Daly, "Perceptual signal coding for



TABLE XV: Qualitative Analysis of proposed scheme on ROOM data ( $Y'C_bC_r$  color space).

Left					Right		
RANK	QP	BITRATE	HDR-VDP-2	HDR-VDP-2	BITRATE	HDR-VDP-2	HDR-VDP-2
			24 (0.5)	21 (0.5)		24 (0.5)	21 (0.5)
RANK 1	5	59025.536	67.1934	66.1516	38415.648	63.7828	62.604
	10	32253.056	62.5784	61.2813	23366.816	59.7357	58.1907
	15	19675.904	58.9333	57.3447	13751.68	56.1695	54.2317
	20	11721.024	55.9963	54.138	7253.728	53.9449	51.9819
RANK 2	5	69779.808	68.4256	67.5247	44165.472	64.7369	63.6076
	10	37910.656	66.1075	65.1253	26857.824	62.214	60.8567
	15	23180.032	61.0723	59.6918	16275.648	58.1212	56.4347
	20	14228.064	58.5716	56.9465	9283.584	54.9396	53.0424
RANK 3	5	78188.16	69.7134	68.9295	50512.384	66.0846	65.004
	10	43021.504	65.4703	64.4271	31878.272	62.3091	60.9601
	15	27422.048	61.8632	60.5324	19796.192	59.192	57.529
	20	17423.552	58.742	57.1198	11605.952	55.6046	53.6836
RANK 4	5	82350.976	70.5289	69.7775	53027.136	66.0044	64.9649
	10	45312.8	65.9683	64.8792	33514.752	62.1869	60.8606
	15	29074.688	62.6891	61.3974	21044.192	58.8571	57.1992
	20	18595.776	59.3915	57.768	12577.184	55.5701	53.6435
RANK 5	5	85088.128	70.3894	69.6352	56181.056	66.4325	65.4513
	10	47055.52	66.1075	65.1253	35923.392	62.214	60.8567
	15	30302.752	62.6898	61.4704	22868.576	59.0155	57.3384
	20	19530.272	59.3602	57.741	14061.856	55.787	53.7779

TABLE XVI: Qualitative Analysis of 3D-HEVC on ROOM data.

Left				Right		
	BITRATE	HDR-VDP-2	HDR-VDP-2	BITRATE	HDR-VDP-2	HDR-VDP-2
		24 (0.5)	21 (0.5)		24 (0.5)	21 (0.5)
QP 5	282889.92	84.677	84.8065	224956.32	80.4038	80.2779
QP 10	201493.44	78.8156	78.6143	169375.68	75.9265	75.5515
QP 15	149564.96	74.3842	73.9334	121671.84	70.9176	70.3211
QP 20	104762.88	69.3825	68.671	81078.24	65.8374	64.9497

TABLE XVII: Qualitative Analysis of JPEG-Xt on ROOM data.

Left					Right			
	Bytes	Allocations	HDR-VDP-2	HDR-VDP-2	Bytes	Allocations	HDR-VDP-2	HDR-VDP-2
	Maximal		24 (0.5)	21 (0.5)	Maximal		24 (0.5)	21 (0.5)
QP 5	79445323	13426	43.0581	40.8897	79388716	13372	42.5443	40.462
QP 10	78847959	12856	47.6063	45.5043	78831182	12840	48.0341	45.911
QP 15	78441324	12470	49.6562	47.5443	78426642	12456	50.1281	48.0604
QP 20	78204475	12244	50.326	48.2997	78198185	12238	51.0012	48.929

more efficient usage of bit codes,” *Smppte Motion Imaging Journal*, vol. 122, pp. 52–59, 2012.

- [48] R. Mantiuk, K. Kim, A. Rempel, and W. Heidrich, “Hdr-vdp-2: A calibrated visual metric for visibility and quality predictions in all luminance conditions,” *ACM Trans. Graph.*, vol. 30, p. 40, 07 2011.

TABLE XVIII: Comparison of JPEG-XT and Proposed scheme (IPT color space).

SCENE	QP	JPEG XT		PROPOSED				
		Bytes (Maximal)	Allocations	RANK 1	RANK 2	RANK 3	RANK 4	RANK 5
GARDEN	5	158987274	26944	1462268	2582624	3272805	3577319	3812229
	10	158062929	26066	764884	1466273	1839564	2007256	2151372
	15	157260150	25300	329057	822978	1083524	1197163	1295291
	20	156884983	24944	134684	435765	606838	683056	754276
GATE	5	158006358	26008	2916664	3499763	3803220	4077143	4300124
	10	157316773	25354	1547474	1886060	2047466	2209284	2343437
	15	156597801	24668	866069	1122678	1235347	1346192	1434604
	20	156128295	24220	460988	652674	727059	802151	857311
HIMALAYA	5	157584914	25606	1401870	1527732	2010318	2317145	2422671
	10	156738144	24798	766440	897703	1169025	1332148	1383213
	15	155994051	24090	363023	466407	659115	749148	795787
	20	155700613	23812	152743	226516	340906	382228	429679
ROOM	5	158834039	26798	3035417	3665807	3999287	4203438	4384140
	10	157679141	25696	1762245	2130726	2334132	2467557	2597346
	15	156867966	24926	1087747	1339248	1475721	1583596	1681560
	20	156402660	24482	641516	824071	909857	987170	1061214

TABLE XIX: Comparison of JPEG-XT and Proposed scheme ( $Y'C_bC_r$  color space).

SCENE	QP	JPEG XT		PROPOSED				
		Bytes (Maximal)	Allocations	RANK 1	RANK 2	RANK 3	RANK 4	RANK 5
GARDEN	5	158987274	26944	1520951	2668235	3342678	3651273	3903388
	10	158062929	26066	859571	1499864	1859747	2029962	2174844
	15	157260150	25300	368057	811458	1061119	1175657	1271066
	20	156884983	24944	151885	414947	583097	659080	723180
GATE	5	158006358	26008	2854274	3436675	3768256	4051255	4287221
	10	157316773	25354	1532035	1850238	2013087	2160484	2292657
	15	156597801	24668	804987	1038663	1153267	1258135	1342783
	20	156128295	24220	381297	569895	639897	711164	760612
HIMALAYA	5	157584914	25606	1444274	1554729	2087505	2358348	2465665
	10	156738144	24798	809728	892147	1195850	1347688	1393238
	15	155994051	24090	380815	450051	658588	745511	780596
	20	155700613	23812	156188	208101	334711	382902	412138
ROOM	5	158834039	26798	3045095	3560848	4021950	4230624	4414720
	10	157679141	25696	1738179	2024073	2340676	2463419	2593149
	15	156867966	24926	1044670	1233048	1475628	1566273	1661662
	20	156402660	24482	593019	734797	907230	974213	1049812