

Occlusion Guided Self-supervised Scene Flow Estimation on 3D Point Clouds

Bojun Ouyang
Tel Aviv University
bojungouyang@mail.tau.ac.il

Dan Raviv
Tel Aviv University
darav@tauex.tau.ac.il

Abstract

*Understanding the flow in 3D space of sparsely sampled points between two consecutive time frames is the core stone of modern geometric-driven systems such as VR/AR, Robotics, and Autonomous driving. The lack of real, non-simulated, labeled data for this task emphasizes the importance of self- or un-supervised deep architectures. This work presents a new self-supervised training method and an architecture for the 3D scene flow estimation under occlusions. Here we show that smart multi-layer fusion between flow prediction and occlusion detection outperforms traditional architectures by a large margin for occluded and non-occluded scenarios. We report state-of-the-art results on Flyingthings3D and KITTI datasets for both the supervised and self-supervised training.*¹

1. Introduction

Due to the development of autonomous driving, robotic manufacturing, and virtual and augmented technologies, understanding the motion in the dynamic scene becomes important and critical in many backbones [29, 7]. Unlike Optical Flow [11], where we search for the projected 2D motion in the image, in Scene Flow [44], we wish to find also the flow along the depth dimension. Traditionally, the scene flow estimation was performed on the stereo [4, 15] or from RGB-D [12, 14] sensors for indoor environments and used Light Detecting and Ranging (LiDAR) sensors in the outdoor scenes.

Switching from 2D (images) to 3D (volume) introduces interesting challenges. While indoor RGBD data is dense and provides as a regular grid, the outdoor scene is usually presented as a sparse un-ordered set of points in space, forcing us to switch from traditional image-based algorithms to graph models. In this work, we focus on aligning 3D models sampled in space, where the alignment is sparse and not necessarily *injective* or *surjective*. The focus here is on cases where no labels exist, e.g. un-supervised. We find

this setup the most realistic of all, as it is almost impossible to generate real-scanning dense mapping labels, yet the scenes themselves can be sampled.

Some traditional methods, such as Iterative-Closet-Point (ICP) [6, 9], found the rigid alignment between the point clouds by solving an energy minimization problem. Later, [3] relaxed the rigid assumptions, and [36, 37, 1, 38] introduced a new affine invariant pseudo-metric for surfaces.

Moving from *Axiomatic* models towards *Learnable* architectures, we have seen a large boost in performance [25, 13, 33, 49] in supervised architectures. Due to the lack of the annotated labels, there is a demand for self-supervised training methods for the scene flow estimation on point clouds. Among popular methods one can find, [49, 31] suggested minimizing the nearest neighbor distances between the target and the warped source according to the estimated flow, [52] proposed self-supervised learning based on the adversarial metric learning techniques.

When we estimate the scene flow, we always encounter occlusion, where some regions in one scene might not exist in the other. This is mainly caused by the motion in consecutive time frames and by the limited range of field of view, therefore some objects in the scene may enter or leave the visible zone of the camera. In the case of 2D images, due to the difference in the motion's magnitude between foreground and background, the occlusion usually happens in the background region. In the case of 3D point clouds, the occlusion usually happens in the 3D object itself due to the motion and the camera's limited range. Although we saw several efficient strategies of handling the occlusion in 2D images [51, 40], no real improvement has been made until now in 3D scenario for unsupervised architecture. [32] was the first to estimate the occlusion in point clouds. However, their method needs the ground truth occlusion label for the training, which is difficult to acquire in real scenario.

The main difficulty in flow estimation under occlusion relates to the connection between the flow correlation and the magnitude of the occlusion. On the one hand, given the occluded parts, we can optimize for the best flow, and on the other hand, given the best flow, we can conclude which part is occluded. In practice, optimizing those two unknowns

¹Our code will be publicly available upon publication.

in parallel is non-trivial in a self-supervised scheme due to possible collapse towards an all-occluded solution.

In this work, we present a self-supervised architecture called 3D-OGFlow that merges two networks across all layers, where one learns the flow and the other learns the occlusions. We further present a novel cost volume layer that can compute the correlation between the point clouds with occlusion handling. We show state-of-the-art performance on the Flyingthings3D and KITTI scene flow 2015 benchmark for both occluded and non-occluded versions.

2. Related Work

Scene Flow Estimation on Point Clouds. Due to the increasing popularity of range data and the development of the 3D deep learning [26, 2, 34, 50, 8, 35, 45, 48], many works such as [42, 10, 5, 39, 43, 46, 13, 21] suggested directly estimating the scene flow on the point clouds obtained from LiDAR scans. Based on the hierarchical architecture of [35], FlowNet3D [25] was the first to propose the flow embedding layer which can aggregate the features across consecutive frames. Inspired by the feature pyramid structure of [41], PointPWC [49] suggested estimating the scene flow on multiple levels. They also introduced a novel cost volume that can aggregate the matching cost between the point clouds in a patch-to-patch manner using a learnable weighted sum. Later, FLOT [33] proposed a network that learns the correlation in an all-to-all manner based on the graph matching and optimal transport.

Occlusion in Flow Estimation. In the scene flow or optical flow, estimating or handling the occlusion is very important as they can highly influence the flow estimation accuracy. Many works in optical flow [51, 17, 20], scene flow [40], or both [19], suggested learning the occlusion by using a CNN, which is further used to refine the predicted flow. Other works [16, 47, 28, 23, 24, 18] suggested estimating the occlusion using forward-backward consistency check. In [51, 40], they excluded the occluded regions before the correlation/cost volume construction, which gives a significant improvement in the performance. However, when it comes to 3D point clouds, utilizing these techniques from 2D images directly to 3D does not provide the boost we need. Since the occluded regions in the 3D point clouds may contain useful geometric information that describes the 3D objects themselves, simply removing these regions before the correlation construction can harm the estimation of the scene flow. Recently, [32] suggested estimating the scene flow on point clouds by excluding the computed cost volume for the occluded points, but this can harm the flow estimation accuracy for the occluded regions.

Although occlusion is already a well-studied problem in flow estimation in images (2D), it is still an open challenge in 3D point clouds. Previous scene flow estimation methods on the point clouds reported remarkable results on the non-

occluded dataset, but their network’s performance dropped significantly when there is occlusion in the scene. We propose a model that utilizes a novel occlusion-weighted Cost Volume layer that can handle the occlusion issues.

Self-supervised Learning. In the case of 2D images, minimizing the photometric loss between reference and warped target images is common in unsupervised learning. [28, 23, 24, 22, 18] suggested excluding the occluded pixels in the photometric loss, which makes a lot more sense. [23, 24] learned the optical flow for the occluded regions using data augmentation, while [22] suggested making another forward inference on the augmented data as an regularization. When it comes to scene flow estimation on point clouds, [31] take the supervised pretrained FlowNet3D [25] as a backbone and fine-tune it on the unannotated KITTI using the self-supervised nearest neighbor loss and cyclic consistency. [49] use the Chamfer distance together with the smoothness and Laplacian regularization as their self-supervised training losses. Recently, [52] proposed a self-supervised training scheme based on metric learning. They use triplet loss and cyclic consistency and showed a remarkable results on the occluded Flyingthings3D [27] and KITTI [29, 30].

In our work, we suggest a novel self-supervised training scheme that can learn the scene flow for the occluded scene. Our strategy show a significant improvement in the occluded datasets compared to the previous state-of-the-art.

3. Problem Definition

Consider the sampling of a 3D scene at two different time frames, denote $S = \{s_i \in \mathbb{R}^3\}_{i=1}^{n_1}$ the source sampling with n_1 points, and $T = \{t_j \in \mathbb{R}^3\}_{j=1}^{n_2}$ the target sampling with n_2 points. In addition to the s_i, t_j that describe the spatial coordinate, each point can also have an associated feature such as color, which is denoted by $c_i \in \mathbb{R}^d$ and $g_j \in \mathbb{R}^d$ respectively.

For the scene flow estimation on point clouds, the goal is to find a 3D non-rigid flow $f(s_i) \in \mathbb{R}^3$ for every source point s_i towards T , such that the warped source $S_w = \{s_i + f(s_i)\}_{i=1}^{n_1}$ has the best alignment with T . Due to the possible occlusion and the difference in the sampling, some points in S might not exist in T . For this reason, we learn a flow representation for each $s_i \in S$ towards the T instead of the correspondence between S and T .

We also want to find the occlusion label for every source point s_i , denoted by $O(s_i)$. $O(s_i) = 1$ when s_i is *non-occluded*. When $O(s_i) = 0$, it means s_i is *occluded*, in other words it does not exist in the target frame.

4. Architecture

The architecture of 3D-OGFlow is shown in Fig.1. The inputs of the model are the source and the target point

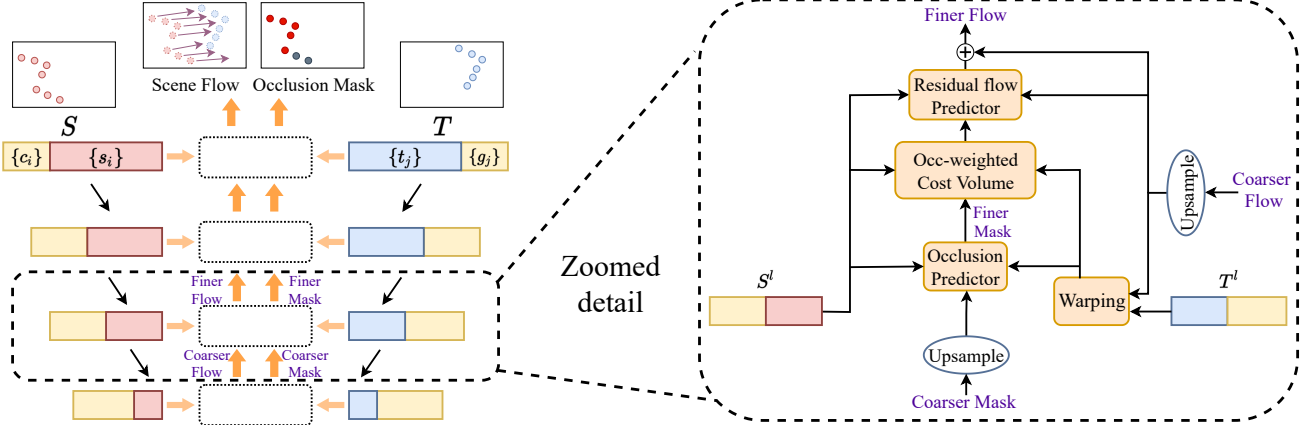


Figure 1: **3D-OGFlow**. On the left, we show our model’s general structure. We use a feature pyramid structure to perform the downsampling of the point clouds and the feature encoding. On the right, we show the structure at each pyramid level. We first warp the target point cloud towards the source using the upsampled flow from the previous level. Then we construct our Occlusion-weighted cost volume using the predicted occlusion. Finally, we estimate the residual flow and added to the upsampled flow to generate the finer scene flow.

clouds sampled at different time frames. The outputs are the predicted scene flow $f(s_i)$ and occlusion label $O(s_i)$ for $s_i \in S$ with respect to T . We adopt the 4-level feature pyramid network in [49], where we first generate the downsampled source (S^l) and target (T^l) point clouds for each pyramid level l using Farthest Point Sampling (FPS) [35]. Then, we use PointConv [48] to perform the convolution on the point clouds, which generates and increases the depth of the encoded features for the downsampled point clouds along the pyramid. At each pyramid level l , we first do a backward warping from the target point cloud towards the source by using the upsampled flow from pyramid level $l + 1$. The warping brings the two point clouds closer to each other such that the tracking of large motion can be more accurate. Second, we estimate the occlusion label for each source point using the occlusion predictor. Third, we construct our occlusion-weighted Cost Volume, which encodes the flow information for both the occluded and non-occluded points in the source. Finally, we use a similar predictor layer as in [49] to predict the residual flow for each source point, and the finer scene flow is the addition of the residual and the upsampled flow. The predicted scene flow and occlusion mask at pyramid level l are further used in pyramid level $(l - 1)$ above it.

Since our model uses the same Feature Pyramid Network, Warping layer, and Upsample layer as in [32, 49], in this section, we will mainly discuss the structure of the novel components in our work: Occlusion predictor and Occlusion-weighted Cost Volume.

4.1. Occlusion Predictor

Estimating the occlusion is a critical task in the flow estimation. Since the occluded regions usually produce misleading information for the flow estimation, they need spe-

cial treatment in the architecture and training loss. Previous Optical Flow methods usually use a forward-backward consistency check [24, 28] to estimate the occlusion in 2D images, but such a method often fails in the scene flow estimation on point clouds where everything is 3D. In our work, We use a small neural network to estimate the occlusion label for each point in the source. The occlusion predictor’s inputs are the source point cloud, the warped target point cloud, and the upsampled occlusion label from the previous pyramid level. We use several 1×1 convolution to encode the similarity between each source point and its neighbouring target points. Then we use a Max-pooling followed by MLP to generate the final occlusion label based on the encoded similarity between the point clouds. We also use a Sigmoid activation layer at the end to ensure the output $O(s_i)$ to be an occlusion probability with value in range $[0,1]$ for each point in the source. Details and schematic plot of this layer can be found in the supplementary.

4.2. Occlusion-weighted Cost Volume

Cost Volume is a standard concept in stereo matching, it encodes the similarity and correlation between the frames. [49] was the first to introduce Cost Volume’s concept for the scene flow estimation on point clouds, it stores the point-wise matching cost and encodes the flow information for each point in the source. However, the Cost volume design in [49] does not consider the occlusion issues, and their model’s performance can significantly decrease when there are occluded regions in the scene. [32] proposed an occlusion masking operation such that the constructed cost volume for the occluded points become 0, but this can be harmful for the flow prediction for the occluded regions. In our work, we suggest an occlusion-weighted mechanism in the cost volume construction. We have a separate construc-

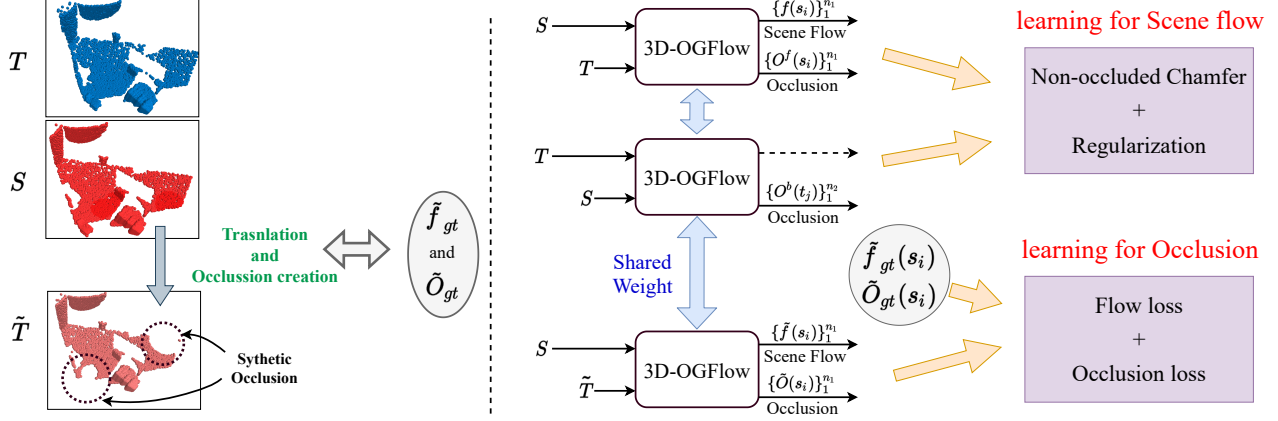


Figure 2: **Self-supervised Learning.** To learn the occlusion label, we create \tilde{T} from S by applying a random translation \tilde{f}_{gt} and remove the k-NN of randomly selected points. The removed regions can be considered as occlusions and we obtain the occlusion label $\tilde{O}_{gt}(s_i)$ for $s_i \in S$ with respect to \tilde{T} . We make a forward and backward inference on (S, T) using our model to construct the non-occluded Chamfer loss and regularization. We make a third inference on (S, \tilde{T}) and use $\tilde{f}_{gt}/\tilde{O}_{gt}$ as the ground truth supervision for the occlusion learning.

tion for the occluded and non-occluded regions according to their properties.

We first construct the matching cost between the source the target. It measures the correlation and the similarity between the points. Denote c_i and g_j the encoded feature of the source point s_i and the warped target point t_j . We calculate the matching cost between them by the following:

$$cost(s_i, t_j) = h(c_i, g_j, t_j - s_i) \quad (1)$$

Where in $h(\cdot)$ we first concatenate all the inputs along the feature dimension, then we use several 1×1 convolutions to process the data.

After the matching cost construction, we construct the cost volume for s_i by aggregating their matching cost with t_j using Max-pooling. In order to avoid the expensive computation and high memory consumption, we only apply the aggregation among the K nearest neighbor (k-NN) in the warped target T_w around s_i ($N_{Tw}(s_i)$):

$$CV_{cross}(s_i) = \text{MAX}_{t_j \in N_{Tw}(s_i)} \{cost(s_i, t_j)\} \quad (2)$$

For the occluded points in the source, which does not exist in the target frame, the CV construction in Eq.2 based on the pair-wise cross-correlation might not be accurate. For such a point, its scene flow should be guided by the flow of its closest non-occluded points and consistent with its local nearest neighbors. By this motivation, we propose to construct a self cost volume by applying another self-aggregation:

$$CV_{self}(s_i) = \text{MAX}_{s_k \in N_S(s_i)} \{CV_{cross}(s_k)\} \quad (3)$$

our final Cost volume for each source point is the sum of the CV_{cross} and CV_{self} weighted by the predicted occlusion label:

$$CV(s_i) = O(s_i)CV_{cross}(s_i) + (1 - O(s_i))CV_{self}(s_i) \quad (4)$$

where $O(s_i)$ is the predicted occlusion label for the s_i . The schematic plot can be found in the supplementary.

Notice that during the *supervised* training for the scene flow, to make the accurate flow prediction, the model needs to force the cross term in Eq. 4 to have a higher contribution for the non-occluded point s_i . While for the occluded point, the model needs to force the self term to have a higher contribution. Since the predicted occlusion $O(s_i)$ controls this weighting, it means our occlusion label is learned in a *self-supervised* manner without explicit occlusion supervision during the *supervised* training of the scene flow.

5. Self-supervised Training

Since the acquisition of the ground truth annotation is difficult or even impossible in many real-world scenarios, we present a self-supervised training method that does not require any ground truth scene flow or occlusion mask. Most of the previous self-supervised methods [49, 21] use Chamfer distance loss with some regularization to move the source smoothly towards the target. Although these losses work perfectly on the non-occluded data, such a training loss functions often lead to an incorrect prediction of the flow when the scene contains occluded regions. This is because they do not exclude the occluded region in the Chamfer distance calculation therefore these regions in one point cloud might map to the non-occluded region in the other. To discard the occluded points in the loss function, we need to know each source point's occlusion label. However, knowing the occlusion labels often requires an accurate scene flow prediction, which leads to a paradox. In our work, we

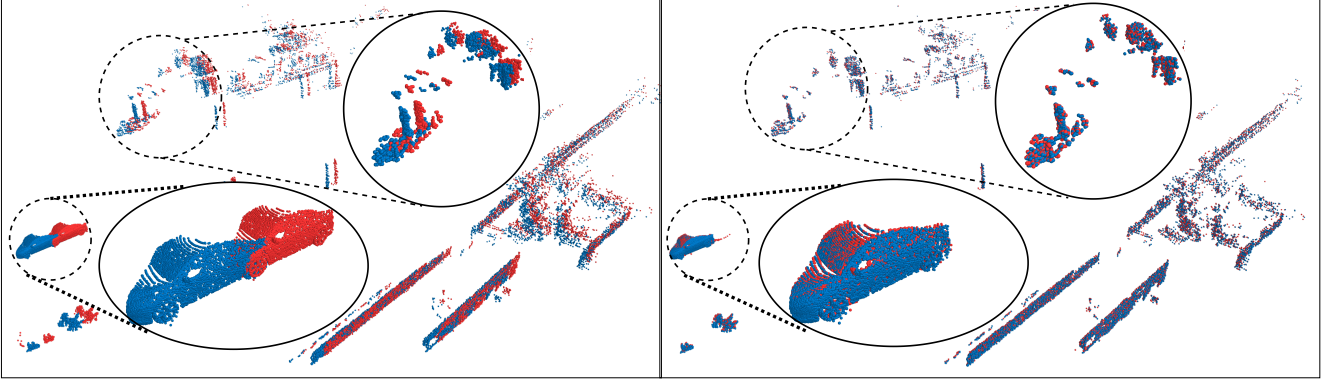


Figure 3: **Visualization on KITTI.** We plot the point clouds of the source (red) and the target (blue) frames from the KITTI on the same 3D space on the left. On the right, we show the warped source point cloud according to the estimated flow (source+flow) learned from the supervised training and the target point cloud. We also provide the zoomed view for the circled region to better show the alignment.

suggest using another synthetic target point cloud to train the occlusion predictor. The general idea of this approach is shown in Fig. 2.

For each source point cloud S in the dataset, we generate a synthetic target point cloud \tilde{T} from it by first applying a randomly generated translation to every point in the source. Then, we randomly choose several center points in the translated point cloud and remove their k -NN points from the translated point cloud, so that these removed regions can be considered as occluded. Since we generate the \tilde{T} from S by ourselves, we know the ground truth scene flow $\tilde{f}_{gt}(s_i)$ and the occlusion mask $\tilde{O}_{gt}(s_i)$ from S to \tilde{T} . By training with this pair of point clouds (S, \tilde{T}) using the supervised scene flow loss and occlusion loss, our model can learn to estimate the occlusion. Since we can never generate a real scene flow, the main goal of using (S, \tilde{T}) is to learn the occlusion but not the scene flow. Due to the consideration of the expense in computation, we only use a simple rigid translation as our \tilde{f}_{gt} when constructing the \tilde{T} in our work.

We also need to train our model with the regular pair of the point clouds (S, T) using the Non-occluded Chamfer distance with regularization to learn the scene flow. We formulate the overall self-supervised loss in Sec. 6.1.

6. Loss functions

6.1. Self-supervised Loss

Flow/Occlusion loss (synthetic). To train the occlusion predictor in a self-supervised manner, we create a synthetic target \tilde{T} as explained in the previous section. Since the occlusion prediction at each pyramid level depends on the up-sampled scene flow from its previous level, we also need the flow loss in addition to the occlusion loss. By using the synthetic ground truth scene flow \tilde{f}_{gt} and occlusion mask \tilde{O}_{gt} from S to \tilde{T} , we construct the following multi-level

“supervised” losses:

$$\tilde{L}_f(S, \tilde{T}, \Theta) = \sum_{l=0}^3 \alpha_l \sum_{s_i \in S^l} \|\tilde{f}_{gt}(s_i) - \tilde{f}(s_i)\|_2 \quad (5)$$

$$\tilde{L}_{oc}(S, \tilde{T}, \Theta) = \sum_{l=0}^3 \alpha_l \sum_{s_i \in S^l} \|\tilde{O}_{gt}(s_i) - \tilde{O}(s_i)\| \quad (6)$$

Where S/\tilde{T} are the inputs to the model, S^l is the down-sampled source point cloud at pyramid level l , Θ is all the learnable parameters of the model, and $\tilde{f}(s_i)/\tilde{O}(s_i)$ are the predicted flow/occlusion from s_i to \tilde{T} .

Non-occluded Chamfer Distance. As explained in the previous section, it is crucial to exclude the occluded region in the chamfer distance calculation. In order to minimize the distances between the non-occluded source points and the non-occluded target points, we use the following loss:

$$\begin{aligned} D_l(S^l, T^l, \Theta) = & |S^l| \sum_{s_i \in S_w^l} \frac{\min_{t_j \in T^l} \|s_i - t_j\|_2 \cdot O^f(s_i)}{\sum_{s_i \in S_w^l} O^f(s_i)} \\ & + |T^l| \sum_{t_j \in T^l} \frac{\min_{s_i \in S_w^l} \|t_j - s_i\|_2 \cdot O^b(t_j)}{\sum_{t_j \in T^l} O^b(t_j)} \\ L_{nch}(S, T, \Theta) = & \sum_{l=0}^3 \alpha_l D_l(S^l, T^l, \Theta) \end{aligned} \quad (7)$$

where O^f and O^b are the predicted forward ($S \rightarrow T$) and backward ($T \rightarrow S$) occlusion label, $|S^l|$ and $|T^l|$ are the numbers of points in S^l and T^l , $S_w^l = \{s_i + f(s_i) | s_i \in S^l\}_{i=1}^{|S^l|}$ is the warped source point cloud at each pyramid level l according to the predicted flow. The backward occlusion label $O^b(t_j)$ from the target towards the source is

Dataset	Method	Sup.	EPE _{full} ↓	EPE↓	ACC ₀₅ ↑	ACC ₁₀ ↑	Outliers↓
Flyingthings3D	FLOT(K=1) [33]	Full	0.2502	0.1530	0.3965	0.6608	0.6625
	HPLFlowNet [13]	Full	0.2012	0.1689	0.2629	0.5745	0.8123
	FlowNet3D [25]	Full	0.2119	0.1577	0.2286	0.5821	0.8040
	OGSFNet [32]	Full	0.1634	0.1217	0.5518	0.7767	0.5180
	PointPWC-Net [49]	Full	0.1953	0.1552	0.4160	0.6990	0.6389
	Ours	Full	0.1383	0.1031	0.6376	0.8240	0.4251
	ICP [6, 9]	Self	0.5048	0.4848	0.1215	0.2558	0.9441
	PointPWC-Net [49]	Self	0.6579	0.3821	0.0489	0.1936	0.9741
	Ours	Self	0.3396	0.2796	0.1232	0.3593	0.9104
KITTI	FLOT(K=1) [33]	Full	0.1303	-	0.2788	0.6672	0.5299
	HPLFlowNet [13]	Full	0.3430	-	0.1035	0.3867	0.8142
	FlowNet3D [25]	Full	0.1834	-	0.0980	0.3945	0.7993
	OGSFNet [32]	Full	0.0751	-	0.7060	0.8693	0.3277
	PointPWC-Net [49]	Full	0.1180	-	0.4031	0.7573	0.4966
	Ours	Full	0.0595	-	0.7755	0.9069	0.2732
	ICP [6, 9]	Self	0.3801	-	0.1038	0.2913	0.8307
	PointPWC-Net [49]	Self	0.3373	-	0.0529	0.2125	0.9352
	Ours	Self	0.2091	-	0.2107	0.4904	0.7241
	PointPWC-Net [49]	Full+Full ft	0.0650	-	0.6618	0.8894	0.3569
	Ours	Full+Full ft	0.0249	-	0.9335	0.9721	0.1498
	PointPWC-Net [49]	Self+Self ft	0.1632	-	0.2117	0.5409	0.6934
	Ours	Self+Self ft	0.0857	-	0.5146	0.8108	0.4724

Table 1: **Evaluation on occluded Flyingthings3D and KITTI.** For Flyingthings3D, *Full / Self* means the training is done using supervised/self-supervised schemes. For KITTI, *Full / Self* means we evaluate the corresponding trained models from Flyingthings3D directly on the KITTI without fine-tuning. We also perform 2 kinds of fine-tuning experiments on the bottom: *Full+Full ft* means we apply the *supervised* fine-tuning on the *supervised* pretrained weight on Flyingthings3D, and similarly for the *Self+Self ft*. Our model outperforms the previous methods by a large margin on all kinds of supervision and evaluation metrics.

obtained by simply swapping the order of inputs (S, T). In order to avoid a degenerated solution where **all** the points are predicted as occluded ($O^f(s_i)=O^b(t_j)=0$), we remove $O^f(s_i)$ and $O^b(t_j)$ from the computational graph during the backpropagation with SGD. In other words, when we update the model’s parameters according to the gradient of non-occluded Chamfer distance, we exclude the parameters of the occlusion predictor and only update the rest of it.

Smoothness regularization. In addition to the non-occluded Chamfer distance, we also need a regularization which ensures that the predicted scene flow is smooth among the local neighbourhoods. Since the flow of the occluded points should be consistent with its nearest neighbors, this smoothness constraint is also important for the occluded region’s flow estimation, thus we do not exclude the occluded regions in the regularization. Following [49], our smoothness regularization is defined as:

$$R^l(S^l, T^l, \Theta) = \sum_{s_i \in S^l} \sum_{s_k \in N_S(s_i)} \frac{\|f(s_i) - f(s_k)\|_1}{|N_S(s_i)|}$$

$$L_{reg}(S, T, \Theta) = \sum_{l=0}^3 \alpha_l R^l(S^l, T^l, \Theta) \quad (8)$$

Where $|N_S(s_i)|$ is the number of points in the neighbourhood $N_S(s_i)$.

The overall self-supervised loss is the weighted sum of these four losses with the scale factor $\lambda_{reg}, \lambda_f, \lambda_{oc}$:

$$L_{self} = L_{nch} + \lambda_{reg} L_{reg} + \lambda_f \tilde{L}_f + \lambda_{oc} \tilde{L}_{oc} \quad (9)$$

6.2. Fully-supervised Loss

We use similar multi-level flow loss in Eq.5 with the ground truth scene flow for the supervised training. Unlike [32], our model does not require explicit occlusion loss for the supervised learning, because it can extract the occlusion information from the ground truth scene flow due to our occlusion-weighted design as explained in Sec 4.2. Our supervised scene flow loss is formulated below:

$$L_{sup}(S, T, \Theta) = \sum_{l=0}^3 \alpha_l \sum_{s_i \in S^l} \|f_{gt}(s_i) - f(s_i)\|_2 \quad (10)$$

where $f_{gt}(s_i) / f(s_i)$ are the ground truth and predicted scene flow from $s_i \in S$ to T .

7. Experiments

By following the experimental procedure as in [25, 33, 49], we first train our model on the synthetic Flyingthings3D [27] dataset using the supervised and self-supervised training schemes (Sec.7.1). Then, we evaluate the trained models from the two training schemes on the real LiDAR scans from the KITTI scene flow 2015 [29, 30] datasets with and without fine-tuning (Sec.7.2). This kind of evaluation procedure is a common practice in the previous works since it is difficult to acquire scene flow from real data and the KITTI dataset is too small for the training. Notice that the two datasets we are using are pre-processed by [25], where the scene in both datasets contains **occlusion** up to some degree. The Flyingthings3D datasets contain 20000 pairs of point clouds in the training set and 2000 in the validation set. Each pair in the dataset contains two point clouds representing the sampled 3D synthetic scene at two different time frames, and the scene in this dataset is *highly* occluded. The KITTI dataset contains the LiDAR scans of the real scene with some occlusion, and it contains 150 pairs of point clouds. We provide more visualization results and explanation on the two datasets in the supplementary. In Sec.7.3, we present several ablation experiments which validate our novel design in the model and our self-supervised losses. Finally, in Sec.7.4, to show our model’s expressiveness, we compare our model with the previous work on the *non-occluded* datasets.

Implementation details. We use $n_1 = n_2 = 8192$ points for each point cloud in the datasets as our model’s input when performing all kinds of experiments on the Flyingthings3D and KITTI. The weights $\{\alpha_0, \dots, \alpha_3\}$ in the loss functions are $\{0.02, 0.04, 0.08, 0.16\}$. For the **supervised** training on Flyingthings3D, we use 2 GTX2080Ti GPU with a batch size of 8. We train it for 120 epochs with an initial learning rate of 0.001, and we reduce it with a decay rate of 0.85 after every 10 epochs. We further reduce the decay rate from 0.85 to 0.8 after 75 epochs. For the **self-supervised** training on Flyingthings3D, we use 8 GTX2080Ti GPU with a batch size of 24. In Eq. 9, we choose $\lambda_f = 0.6$ and $\lambda_{oc} = 1.0$. We set $\lambda_{reg} = 3.0$ in the first 50 epochs, and then we reduce it to 1.0 gradually from 50 to 70 epochs. We train the model for 150 epochs with an initial learning rate of 0.001 and a decay rate of 0.83 for every 10 epochs. In the first 30 epochs, we use Eq. 9 as the loss function. After 30 epochs, we exclude the synthetic flow loss and only use the rest of the 3 terms in Eq. 9 for the self-supervised training.

Metrics. We follow the same evaluation metrics as in [33, 25, 32] to evaluate the performance of the different models:

- $EPE_{full}(m)$: $\|f_{gt}(s_i) - f(s_i)\|_2$ averaged over all $p_i \in S$.
- $EPE(m)$: $\|f_{gt}(s_i) - f(s_i)\|_2$ averaged over all **non**

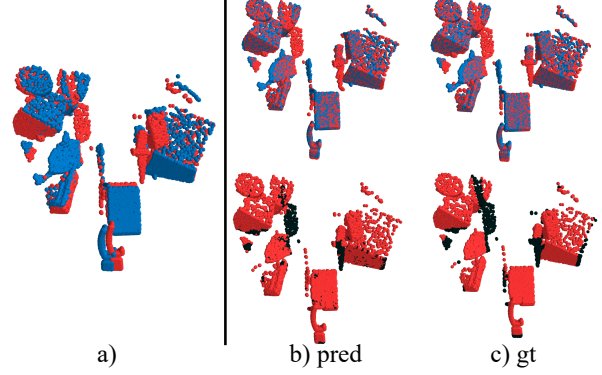


Figure 4: **Visualization on Flyingthings3D.** In a), we plot the source (red) and the target (blue) of a test sample on the same 3D space. In b) and c), we plot the warped source according to predicted/ground truth flow (source+flow) and the target on the top, we can see that warped source aligned to the target. On the bottom, we show the predicted/ground truth occlusion map, where black points mean occluded and red points mean non-occluded.

occluded $p_i \in S$.

- ACC_{05} : percentage of points whose $EPE < 0.05m$ or relative error $< 5\%$
- ACC_{10} : percentage of points whose $EPE < 0.1m$ or relative error $< 10\%$
- *Outlier*: percentage of points whose $EPE > 0.3m$ or relative error $> 10\%$

7.1. Evaluation on Flyingthings3D

We first train our model using the supervised and self-supervised frameworks on the train set of Flyingthings3D, then we test the corresponding models on the validation set. The results are reported in Table 1. We can see that our method has the best performance on all metrics. For fully-supervised training, we outperform [32] by 15.3% on EPE_{full} . Our self-supervised system outperforms [49] by 48% on EPE_{full} , which clearly shows the power of our self-supervised training schemes. Notice that our reported numbers for [49, 13] are worse than those from their own paper, this is because we are evaluating on the *occluded* Flyingthings3D and *occluded* KITTI proposed by [25], while [49, 13] only evaluate on *non-occluded* version proposed by [13]. Visualizations are shown in Fig. 4.

7.2. Evaluation on KITTI

In this section, we first evaluate the supervised and self-supervised pretrained models from Flyingthings3D directly on all the 150 samples from KITTI without fine-tuning. Then, we perform the fine-tuning experiments on KITTI by using the pretrained weight from Flyingthings3D. We split

Cost Volume	EPE↓
$CV_{cross}(\cdot)$	0.1352
$CV_{self}(\cdot)$	0.1324
$O(\cdot)CV_{cross}(\cdot)$	0.1242
Occ weighted	0.1031

(a) Model Design

Chamfer	Reg.	Occ (<i>Syn.</i>)	Flow (<i>Syn.</i>)	EPE _{full} ↓
Regular	✗	✗	✗	0.9071
Regular	✓	✗	✗	0.4696
Non-occluded	✓	✓	✗	0.4085
Non-occluded	✓	✓	✓	0.3373

(b) Self-supervised losses

Table 2: **Ablation Study.** In (a), we test different design choices of the Cost Volume, and our occlusion-weighted design gives the best performance. In (b), we compare the regular and non-occluded Chamfer loss and show each term’s usefulness in our self-supervised losses.

the KITTI into 100 samples of the training set for the fine-tuning, 50 samples of the test set. The numbers are shown in Table 1. Since the KITTI does not provide the ground truth occlusion mask, we cannot evaluate the EPE on this dataset. Some visualizations are shown in Fig. 3.

Generalization results. The direct evaluation results are shown in the upper part of the KITTI section in Table 1. For both the supervised and self-supervised frameworks, our model has the best generalization ability.

Fine-tuned results. The fine-tuning results are shown in the lower part of the KITTI section in Table 1. We first perform the supervised fine-tuning (*Full ft*) using Eq. 10 on the training set of KITTI using the supervised (*Full*) pretrained weight on Flyingthings3D. Then, we perform the self-supervised fine-tuning (*Self ft*) using Eq. 9 on the training set of KITTI using the self-supervised (*Self*) pretrained weight on Flyingthings3D without using any kinds of ground truth. We compare our results with [49], and we can see that our supervised/self-supervised fine-tuning can give much larger improvements in the performance.

7.3. Ablation Study

In Table 2 (a), we perform several ablation experiments to validate the novel design of our Cost Volume layer. We train the model with the corresponding design on the Flyingthings3D, and we report their EPE on the validation set. When we use the cross correlation term CV_{cross} as our cost volume, we achieve a 0.1352 EPE. If we exclude the occluded regions in the CV_{cross} by masking with the predicted occlusion ($O(s_i) \cdot CV_{cross}(s_i)$) as in [32], we achieve a 8% improvement in EPE. On the last row, our occlusion weighted design in Eq. 4 gives the best results.

In Table 2 (b), we test the performance of our model trained by different combinations of self-supervised losses and present the EPE_{full} on the validation set of Flyingthings3D. Using the regular Chamfer loss and smoothness regularization, we get an EPE_{full} of 0.4696. When we exclude the occluded regions in the Chamfer loss by using the predicted occlusion label learned from synthetic occlusion loss, the performance improves. When we add the synthetic flow loss, our occlusion learning can be more accurate, and so is the occlusion elimination in the non-occluded Chamfer loss. This design gives the best performance.

Datasets	Method	EPE _{full} ↓	ACC ₀₅ ↑	Outliers↓
Flyingthings3D	PointPWC-Net[49]	0.0465	0.8361	0.2496
	Ours	0.0360	0.8790	0.1969
KITTI	PointPWC-Net[49]	0.0524	0.8535	0.1950
	Ours	0.0385	0.8817	0.1754

Table 3: **Evaluation on non-occluded datasets.** We evaluate our methods on the non-occluded version of Flyingthings3D and KITTI used by [49]. Both models are trained using the supervised loss.

7.4. Evaluation on non-occluded datasets

Many of the previous works [49, 13] evaluated their methods only on the *non-occluded* version of Flyingthings3D and KITTI proposed by [13], where the occluded regions in the point clouds are removed during pre-processing, accordingly, we also evaluate 3D-OGFlow on these *non-occluded* datasets to show the robustness of our model. By following the same procedure as in [13, 49], we train both 3D-OGFlow and PointPWC-Net on the non-occluded Flyingthings3D in a fully-supervised manner and then directly evaluate them on non-occluded KITTI without any fine-tuning. The results are shown in Table 3, and we can see that we are also winning on these non-occluded datasets.

8. Conclusion

In this work, we present a neural network with a novel occlusion-aware correlation layer for the scene flow estimation on the point clouds. Our occlusion weighted cost volume layer can compute the correlation between the point clouds for both the occluded and non-occluded regions according to their properties. We conduct several ablations to validate our occlusion weighted design of the cost volume. As a side benefit, by only using the ground truth scene flow as the supervision, this design can also let us learn the occlusion in a self-supervised manner. We also propose a novel self-supervised training scheme to learn the scene flow for the occluded scene efficiently. We achieve state-of-the-art performance on multiple datasets for both the supervised and self-supervised training schemes.

References

- [1] Yonathan Aflalo, Ron Kimmel, and Dan Raviv. Scale invariant geometry for nonrigid shapes. *SIAM Journal on Imaging Sciences*, 6(3):1579–1597, 2013. [1](#)
- [2] Michael Allen. Voxnet: Reducing latency in high data rate applications. *Wireless Sensor Networks*, page 115–158, 2010. [2](#)
- [3] B. Amberg, S. Romdhani, and T. Vetter. Optimal step non-rigid icp algorithms for surface registration. In *2007 IEEE Conference on Computer Vision and Pattern Recognition*, pages 1–8, 2007. [1](#)
- [4] T. Basha, Y. Moses, and N. Kiryati. Multi-view scene flow estimation: A view centered variational approach. In *2010 IEEE Computer Society Conference on Computer Vision and Pattern Recognition*, pages 1506–1513, 2010. [1](#)
- [5] Aseem Behl, Despoina Paschalidou, Simon Donne, and Andreas Geiger. Pointflownet: Learning representations for rigid motion estimation from point clouds. *2019 IEEE/CVF Conference on Computer Vision and Pattern Recognition (CVPR)*, 2019. [2](#)
- [6] Paul J. Besl and Neil D. McKay. Method for registration of 3-D shapes. In Paul S. Schenker, editor, *Sensor Fusion IV: Control Paradigms and Data Structures*, volume 1611, pages 586 – 606. International Society for Optics and Photonics, SPIE, 1992. [1](#), [6](#)
- [7] Nicolas Bonneel, James Tompkin, Kalyan Sunkavalli, Deqing Sun, Sylvain Paris, and Hanspeter Pfister. Blind video temporal consistency. *ACM Transactions on Graphics (Proceedings of SIGGRAPH Asia 2015)*, 34(6), 2015. [1](#)
- [8] R. Qi Charles, Hao Su, Mo Kaichun, and Leonidas J. Guibas. Pointnet: Deep learning on point sets for 3d classification and segmentation. *2017 IEEE Conference on Computer Vision and Pattern Recognition (CVPR)*, 2017. [2](#)
- [9] Y. Chen and G. Medioni. Object modeling by registration of multiple range images. *Proceedings. 1991 IEEE International Conference on Robotics and Automation*. [1](#), [6](#)
- [10] A. Dewan, T. Caselitz, G. D. Tipaldi, and W. Burgard. Rigid scene flow for 3d lidar scans. In *2016 IEEE/RSJ International Conference on Intelligent Robots and Systems (IROS)*, pages 1765–1770, 2016. [2](#)
- [11] A. Dosovitskiy, P. Fischer, E. Ilg, P. Häusser, C. Hazirbas, V. Golkov, P. v. d. Smagt, D. Cremers, and T. Brox. FlowNet: Learning optical flow with convolutional networks. In *2015 IEEE International Conference on Computer Vision (ICCV)*, pages 2758–2766, 2015. [1](#)
- [12] V. Golyanik, K. Kim, R. Maier, M. Nießner, D. Stricker, and J. Kautz. Multiframe scene flow with piecewise rigid motion. In *2017 International Conference on 3D Vision (3DV)*, pages 273–281, 2017. [1](#)
- [13] Xiuye Gu, Yijie Wang, Chongruo Wu, Yong Jae Lee, and Panqu Wang. Hplflownet: Hierarchical permutohedral lattice flownet for scene flow estimation on large-scale point clouds. *2019 IEEE/CVF Conference on Computer Vision and Pattern Recognition (CVPR)*, 2019. [1](#), [2](#), [6](#), [7](#), [8](#)
- [14] S. Hadfield and R. Bowden. Kinecting the dots: Particle based scene flow from depth sensors. In *2011 International Conference on Computer Vision*, pages 2290–2295, 2011. [1](#)
- [15] F. Huguet and F. Devernay. A variational method for scene flow estimation from stereo sequences. In *2007 IEEE 11th International Conference on Computer Vision*, pages 1–7, 2007. [1](#)
- [16] Junhwa Hur and Stefan Roth. Mirrorflow: Exploiting symmetries in joint optical flow and occlusion estimation. *2017 IEEE International Conference on Computer Vision (ICCV)*, 2017. [2](#)
- [17] Junhwa Hur and Stefan Roth. Iterative residual refinement for joint optical flow and occlusion estimation. In *CVPR*, 2019. [2](#)
- [18] Junhwa Hur and Stefan Roth. Self-supervised monocular scene flow estimation. In *CVPR*, 2020. [2](#)
- [19] Eddy Ilg, Tonmoy Saikia, Margret Keuper, and Thomas Brox. Occlusions, motion and depth boundaries with a generic network for disparity, optical flow or scene flow estimation. *Computer Vision – ECCV 2018 Lecture Notes in Computer Science*, page 626–643, 2018. [2](#)
- [20] Joel Janai, Fatma G`uney, Anurag Ranjan, Michael J. Black, and Andreas Geiger. Unsupervised learning of multi-frame optical flow with occlusions. In *European Conference on Computer Vision (ECCV)*, volume Lecture Notes in Computer Science, vol 11220, pages 713–731. Springer, Cham, Sept. 2018. [2](#)
- [21] Yair Kittenplon, Yonina C. Eldar, and Dan Raviv. Flow-step3d: Model unrolling for self-supervised scene flow estimation, 2020. [2](#), [4](#)
- [22] Liang Liu, Jiangning Zhang, Ruifei He, Yong Liu, Yabiao Wang, Ying Tai, Donghao Luo, Chengjie Wang, Jilin Li, and Feiyue Huang. Learning by analogy: Reliable supervision from transformations for unsupervised optical flow estimation. In *IEEE Conference on Computer Vision and Pattern Recognition (CVPR)*, 2020. [2](#)
- [23] Pengpeng Liu, Irwin King, Michael R. Lyu, and Jia Xu. DdfLOW: Learning optical flow with unlabeled data distillation. In *AAAI*, 2019. [2](#)
- [24] Pengpeng Liu, Michael R. Lyu, Irwin King, and Jia Xu. Self-low: Self-supervised learning of optical flow. In *CVPR*, 2019. [2](#), [3](#)
- [25] Xingyu Liu, Charles R Qi, and Leonidas J Guibas. FlowNet3d: Learning scene flow in 3d point clouds. *CVPR*, 2019. [1](#), [2](#), [6](#), [7](#)
- [26] Zhijian Liu, Haotian Tang, Yujun Lin, and Song Han. Point-voxel cnn for efficient 3d deep learning. In *Advances in Neural Information Processing Systems*, 2019. [2](#)
- [27] Nikolaus Mayer, Eddy Ilg, Philip Häusser, Philipp Fischer, Daniel Cremers, Alexey Dosovitskiy, and Thomas Brox. A large dataset to train convolutional networks for disparity, optical flow, and scene flow estimation. *2016 IEEE Conference on Computer Vision and Pattern Recognition (CVPR)*, 2016. [2](#), [7](#)
- [28] Simon Meister, Junhwa Hur, and Stefan Roth. UnFlow: Unsupervised learning of optical flow with a bidirectional census loss. In *AAAI*, New Orleans, Louisiana, Feb. 2018. [2](#), [3](#)
- [29] Moritz Menze and Andreas Geiger. Object scene flow for autonomous vehicles. *2015 IEEE Conference on Computer Vision and Pattern Recognition (CVPR)*, 2015. [1](#), [2](#), [7](#)

- [30] M. Menze, C. Heipke, and A. Geiger. Joint 3d estimation of vehicles and scene flow. *ISPRS Annals of Photogrammetry, Remote Sensing and Spatial Information Sciences*, II-3/W5:427–434, 2015. 2, 7
- [31] Himangi Mittal, Brian Okorn, and David Held. Just go with the flow: Self-supervised scene flow estimation. In *Proceedings of the IEEE/CVF Conference on Computer Vision and Pattern Recognition (CVPR)*, June 2020. 1, 2
- [32] Bojun Ouyang and Dan Raviv. Occlusion guided scene flow estimation on 3d point clouds, 2020. 1, 2, 3, 6, 7, 8
- [33] Gilles Puy, Alexandre Boulch, and Renaud Marlet. FLOT: Scene Flow on Point Clouds Guided by Optimal Transport. In *European Conference on Computer Vision*, 2020. 1, 2, 6, 7
- [34] Charles R. Qi, Hao Su, Matthias Niebner, Angela Dai, Mengyuan Yan, and Leonidas J. Guibas. Volumetric and multi-view cnns for object classification on 3d data. *2016 IEEE Conference on Computer Vision and Pattern Recognition (CVPR)*, 2016. 2
- [35] Charles R Qi, Li Yi, Hao Su, and Leonidas J Guibas. Pointnet++: Deep hierarchical feature learning on point sets in a metric space. *arXiv preprint arXiv:1706.02413*, 2017. 2, 3
- [36] Dan Raviv, Michael M. Bronstein, Alexander M. Bronstein, Ron Kimmel, and Nir Sochen. Affine-invariant diffusion geometry for the analysis of deformable 3d shapes. *Cvpr 2011*, 2011. 1
- [37] Dan Raviv, Anastasia Dubrovina, and Ron Kimmel. Hierarchical matching of non-rigid shapes. *Lecture Notes in Computer Science Scale Space and Variational Methods in Computer Vision*, page 604–615, 2012. 1
- [38] Dan Raviv and R. Kimmel. Affine invariant geometry for non-rigid shapes. *International Journal of Computer Vision*, 111:1–11, 2014. 1
- [39] Rishav, Ramy Battrawy, René Schuster, Oliver Wasenmüller, and Didier Stricker. Deeplidarflow: A deep learning architecture for scene flow estimation using monocular camera and sparse lidar, 2020. 2
- [40] Rohan Saxena, René Schuster, Oliver Wasenmüller, and Didier Stricker. PWOC-3D: Deep occlusion-aware end-to-end scene flow estimation. In *IEEE Intelligent Vehicles Symposium (IV)*, 2019. 1, 2
- [41] Deqing Sun, Xiaodong Yang, Ming-Yu Liu, and Jan Kautz. Models matter, so does training: An empirical study of cnns for optical flow estimation. *IEEE Transactions on Pattern Analysis and Machine Intelligence (TPAMI)*. to appear. 2
- [42] I. Tishchenko, S. Lombardi, M. R. Oswald, and M. Pollefeys. Self-supervised learning of non-rigid residual flow and ego-motion. In *2020 International Conference on 3D Vision (3DV)*, pages 150–159, 2020. 2
- [43] A. K. Ushani, R. W. Wolcott, J. M. Walls, and R. M. Eustice. A learning approach for real-time temporal scene flow estimation from lidar data. In *2017 IEEE International Conference on Robotics and Automation (ICRA)*, pages 5666–5673, 2017. 2
- [44] S. Vedula, P. Rander, R. Collins, and T. Kanade. Three-dimensional scene flow. *IEEE Transactions on Pattern Analysis and Machine Intelligence*, 27(3):475–480, 2005. 1
- [45] Lei Wang, Yuchun Huang, Yaolin Hou, Shenman Zhang, and Jie Shan. Graph attention convolution for point cloud semantic segmentation. In *The IEEE Conference on Computer Vision and Pattern Recognition (CVPR)*, June 2019. 2
- [46] Shenlong Wang, Simon Suo, Wei-Chiu Ma, Andrei Pokrovsky, and Raquel Urtasun. Deep parametric continuous convolutional neural networks. *2018 IEEE/CVF Conference on Computer Vision and Pattern Recognition*, 2018. 2
- [47] Yang Wang, Yi Yang, Zhenheng Yang, Liang Zhao, Peng Wang, and Wei Xu. Occlusion aware unsupervised learning of optical flow. In *Proceedings of the IEEE Conference on Computer Vision and Pattern Recognition (CVPR)*, June 2018. 2
- [48] Wenxuan Wu, Zhongang Qi, and Li Fuxin. Pointconv: Deep convolutional networks on 3d point clouds. *2019 IEEE/CVF Conference on Computer Vision and Pattern Recognition (CVPR)*, 2019. 2, 3
- [49] Wenxuan Wu, Zhi Yuan Wang, Zhuwen Li, Wei Liu, and Li Fuxin. Pointpwc-net: Cost volume on point clouds for (self-) supervised scene flow estimation. In *European Conference on Computer Vision*, pages 88–107. Springer, 2020. 1, 2, 3, 4, 6, 7, 8
- [50] Zhirong Wu, Shuran Song, Aditya Khosla, Fisher Yu, Linguang Zhang, Xiaoou Tang, and Jianxiong Xiao. 3d shapenets: A deep representation for volumetric shapes. *2015 IEEE Conference on Computer Vision and Pattern Recognition (CVPR)*, 2015. 2
- [51] Shengyu Zhao, Yilun Sheng, Yue Dong, Eric I-Chao Chang, and Yan Xu. Maskflownet: Asymmetric feature matching with learnable occlusion mask. In *Proceedings of the IEEE/CVF Conference on Computer Vision and Pattern Recognition (CVPR)*, June 2020. 1, 2
- [52] Victor Zuanazzi, Joris van Vugt, Olaf Booij, and Pascal Mettes. Adversarial self-supervised scene flow estimation. In Vitomir Struc and Francisco Gómez Fernández, editors, *8th International Conference on 3D Vision, 3DV 2020, Virtual Event, Japan, November 25-28, 2020*, pages 1049–1058. IEEE, 2020. 1, 2