

Iterative Design of Gestures during Elicitation

A Gateway into User's Mental Models

ANDREEA DANIELESCU

Accenture Labs

DAVID PIORKOWSKI

IBM Research

The design of gestural interfaces through gesture elicitation studies is influenced by legacy bias, wherein users will draw from touch and desktop interactions when specifying gestures for novel interactions, such as full-body and free-space applications. This may inhibit users from developing gestures that are more appropriate and less fatiguing for the interaction. Increasing production during elicitation studies has shown promising results in moving users beyond legacy biased gestures. However, when increasing production, users begin to iterate on their gestures. In this paper, we present a gesture elicitation methodology aimed at understanding design iteration in studies that use increased production. We show that gestural refinements provide insight into the gestural features that matter for users to assign semantic meaning and discuss implications for training gesture classifiers. We also discuss a potential relationship between refined features and fatigue, showing that refinements may map to less fatiguing gestures.

CCS CONCEPTS • Human-centered computing ~ Interaction design ~ Interaction design process and methods ~ User centered design • Human-centered computing ~ Human computer interaction (HCI) ~ HCI design and evaluation methods ~ User studies

Additional Keywords and Phrases: Gesture elicitation; user's mental models; full-body gestures; free-space gestures; walk-up-and-use displays; public displays; fatigue

ACM Reference Format:

First Author's Name, Initials, and Last Name, Second Author's Name, Initials, and Last Name, and Third Author's Name, Initials, and Last Name. 2018. The Title of the Paper: ACM Conference Proceedings Manuscript Submission Template: This is the subtitle of the paper, this document both explains and embodies the submission format for authors using Word. In Woodstock '18: ACM Symposium on Neural Gaze Detection, June 03–05, 2018, Woodstock, NY. ACM, New York, NY, USA, 10 pages. NOTE: This block will be automatically generated when manuscripts are processed after acceptance.

1 INTRODUCTION

The use of 3D depth cameras to recognize gestures continues to rise, especially now with the push to augmented and virtual reality systems. Starting with the release of the Microsoft Kinect in 2009, more and more 3D depth cameras have made their way onto the marketplace including the Structure Sensor for the iPad, the iPhone, the Microsoft HoloLens, the Oculus line of products, and the integration of the Intel RealSense camera

into smartphones and drones. While plenty of hardware that supports gesture recognition exists, full-body and free-space gesture interfaces are still not commonplace, due in part to the fatiguing and unnatural nature of most gesture-based systems. For example, *dwell*, a gesture which is commonly used to select items on screen, is known to result in “gorilla arms.” That’s when users experience sore and tired arms due to interactions in which they must hold their arms up in the air with no support. That violates Nielsen et al.’s ergonomic principles [36] and puts a significant amount of strain on the shoulder joint, which is known to fatigue quickly [25]. In addition, the health concerns brought on by the global pandemic have led to a renewed interest in touchless interfaces, putting a stronger focus on free-space gestural interfaces [6, 16, 45].

To design gestures that are intuitive [55], not fatiguing [21], discoverable [2] and memorable [35], gesture elicitation studies have often been used for various types of applications and modalities [1, 4, 5, 10, 13, 26, 27, 30, 32, 34, 38, 40, 41, 55]. Gesture elicitation is a participatory design methodology in which users are presented with referents (an action’s effect) and are asked to provide symbols (the interactions that could result in that referent). Gesture sets produced with this method have been shown to be simpler and more preferred over ones defined by HCI professionals [33].

Originally, gesture elicitation studies asked participants to produce only one symbol per referent (or one one-handed gesture, and one two-handed gesture per referent) [55]. One drawback of this method is that participants may suffer from legacy bias, in which prior experience with existing interactions (i.e. touch, desktop, Microsoft Kinect) influences which gestures users will specify, making it difficult to uncover new or modified gestures that take full advantage of the capabilities of an emerging interaction modality [31, 43].

Several gesture elicitation methodologies have been proposed to address legacy bias. For example, Morris et al. suggested three different methods to move beyond legacy bias: priming, production and partners [31, 34]. Of these, production has been adopted by various researchers [5, 23, 26–28]. In Morris et al.’s pilot, the authors noticed that, while participants favored the third gesture they produced, participants’ gestures also diminished in variety. This raises the question of whether production elicits gestures which are unbiased by prior experience, or whether latter proposals are just irrelevant variations of prior ones [31]. We offer another possible alternative: that latter proposals are instead refinements of prior gestures which preserve the gestural features that matter most to users (H1). This would suggest that features which are constant across refinements are more semantically salient. Additionally, we hypothesize that a primary motive for users to refine a preferred gesture is to make it more natural and thereby less fatiguing (H2). Therefore, gesture recognition systems should be designed to discriminate those features which are constant, while remaining invariant to features which are frequently refined.

To explore our hypothesis, we conducted a study in two parts. The first part was a gesture elicitation study for full-body interactions with a public display using unlimited production – increased production that does not impose a limit on how many productions a participant can propose. Although the focus of this study was not on the elicited gesture set per se, the use of the public display context may have influenced the types of gestures produced, such as by encouraging a focus on performative gestures. These considerations are addressed further in the discussion. The second part of the study was a retrospective, where the participant was asked to look back on the gestures they performed and evaluate them. The retrospective was aimed at reducing any ambiguity in the performance of the gesture by allowing researchers to ask participants clarifying questions and to identify gestures which were considered refinements of previous gestures. This enabled us to evaluate the effect of increased production and the exploration of iterative refinements of gestures by participants.

Additionally, we explore the relationship between fatigue and gesture refinement by looking at the ergonomics of the gestures produced and by asking users to rate perceived fatigue. Our results indicate 1) that approximately 10% of the gestures produced by participants are refinements of previous gestures, 2) that these refined gestures are often smaller and use body parts that fatigue less easily and 3) that these refinements provide insights into users' mental models. This paper, therefore, contributes the following:

- A gesture elicitation methodology based on unlimited production that aims to shed light on user's iteration of and refinement of gestures.
- An analysis of gesture refinements showing that refinements provide insight into users' mental models by highlighting the most relevant features of a gesture.
- An exploration of the relationship between refined features and fatigue, showing that refinements may map to less fatiguing gestures.
- A discussion of the how these features could be used to design better gesture recognition systems.

2 RELATED WORK

2.1 Gesture Elicitation

Since its first application to hand gestures, end-user elicitation has been used for a variety of emerging interaction and sensing technologies, such as tabletop multi-touch gesture sets [10, 30, 32, 55], pen-based interactions [13], mobile phone motion gestures [41], drone interaction [4] in-vehicle interaction [27], browser based interaction [34], TV control [49], full-body interactions with marionettes [15, 26], augmented and virtual reality [38–40], and many others. Beyond hand gestures, researchers have also explored foot gestures [1, 12], a form of hand gesture called micro-gestures [5], and full-body gestures [2, 7].

When first introduced, gesture elicitation studies asked participants to produce only one symbol per referent [54]. In some cases they were asked to produce one one-handed gesture and one two-handed gesture per referent [55]. Recently, some studies have incorporated the use of increased *production*, in which participants are asked to produce multiple symbols per referent [5, 19, 23, 26–28, 31]. However, the way in which increased production is implemented in each of these studies varies. In Morris et al., for example, participants were asked to produce as many gestures as they could come up with until they ran out of ideas – what we call unlimited production [31]. In other studies, participants were asked to produce a maximum number of gestures, usually 3 [5, 19]. In one case, the participants were instructed to produce at least 3 [23] and in another case, participants produced between 2 and 5 [27]. In this study, we opt to use the original production method suggested by Morris et al. [31], as this method is most likely to reveal additional refinements that may be avoided if participants were instructed to produce a specific number of unique gestures per referent.

In gesture elicitation studies, it is common to identify a non-conflicting gesture set by aggregating proposed gestures across participants for each referent and calculating an agreement score [50, 51, 54]. Morris [34] proposed the *max-consensus* and *consensus-distinct* metrics to accommodate studies in which an arbitrary number of interactions are proposed per referent. The max-consensus ratio is equivalent to the percentage of participants that suggest the most popular proposed interaction for a referent, while the consensus-distinct metric is the percent of the distinct interactions proposed for a given referent (or referent/modality combination) that achieved a specific consensus threshold among participants. Usually, a default consensus threshold of two

is used, which means that at least two participants proposed the same interaction. These two metrics provide a peak and spread of agreement to help guide gesture selection.

Recently, agreement scores have been criticized as misleading as they do not account for chance agreement and they are based on assumptions that may not be true [46]. Instead, Tsandilas [46] proposes an agreement score calculation based on inter-rater reliability with a chance agreement correction. This still does not correct for the significant variability in the features qualitatively coded and the coding process. To address this, Vatavu proposes the use of a dissimilarity-consensus method, which leverages a computed objective measure of consensus between users' gesture preferences [48]. As the focus of this paper is not on identifying a resultant gesture set, we do not use the dissimilarity-consensus method. Instead, we opt to calculate the max-consensus and consensus-distinct scores as an indication of the variety of gestures produced across participants.

2.2 Addressing Legacy Bias

Multiple studies have found evidence of legacy bias, with gestures produced by users heavily influenced by mouse interactions [9, 34, 55]. For example, users explicitly mentioned that they would pretend their hand was a mouse they would use to point at objects on screen [34]. Considering the ubiquity of these technologies this is not surprising—novel systems require novel thinking, and most users resort to habits learned in more familiar scenarios to reduce cognitive load.

While legacy bias is thought to produce more fatiguing and less appropriate gestures for novel interaction modalities [31], it may also have some benefits. Culturally shared metaphors, for example, are one reason for legacy bias and shared metaphors may lead to higher agreement scores [55], discoverability and learnability [54]. Gestures based on metaphors have also been shown to be learned more quickly [24]. Köpsel and Bubalo argue that we can benefit from legacy bias, as it can be a helpful tool to gently introduce new forms of interaction, such as gestures or multimodal interfaces, to the general public [22].

However, Cafaro et al. found that legacy bias did not increase discoverability in their study [2]. In fact, these gestures were less discoverable than gestures generated through their framed guessability method, which did not generate as many gestures that were influenced by legacy bias. They posit that this is because by situating gesture elicitation within a “frame” (i.e., scenario), generated gestures are more similar to one another than those generated using other elicitation methods. This begs the question of whether legacy bias has any benefit at all.

Beyond framed guessability, various other methods have been developed to address legacy bias in elicitation studies. Morris et al. introduced the use of *priming*, *production* and *partners* [31, 34]. *Priming* was inspired by findings that participants who performed tasks with physical objects before using touch-tables were less likely to use pointing-only interactions [7, 37]. *Production* was inspired by ideation and brainstorming processes in design [7]. The use of *partners* was also inspired by group brainstorming methods used in design as common practice such as in [8]. While *priming* has seen mixed results [2, 19, 31], the use of *partners* [28] and increased *production* has been adopted by various researchers [5, 23, 26–28].

Another approach uses soft-constraints [42] to penalize users for physical movement of their arms by using wrist weights during the elicitation process. This approach was explicitly aimed at producing fewer fatiguing gestures. Using this approach, Ruiz and Vogel showed that participants produced gestures with subtler arm movements and a wider range of gestures using other parts of the body. A similar approach to elicit gestures

that were less fatiguing was used by Siddhpuria et al. [44], in which they explored at-your-side hand gestures. Finally, to calculate fatigue in arm gestures, Hincapié-Ramos et al. introduced the consumed endurance measure and associated workbench, which calculates fatigue from the “gorilla arm” effect based on amount of shoulder joint rotation [17, 18].

In this paper, we explore the use of unlimited *production* to explore iterative refinements of gestures and what they tell us about users’ mental models (H1). We also qualitatively code for joint rotation as an indirect measure of fatigue to explore the relationship between gesture refinements and fatigue (H2).

3 METHOD

For an in-depth exploration into the features that matter to users, we conducted a gesture elicitation study for full-body interactions with a public display with 22 participants, which is consistent with other elicitation studies [52]. We gave participants a scenario and showed them 10 referents (i.e., tasks) related to that scenario, which will be described in more detail below.

3.1 Participants

Twenty-two participants over the age of 18 (average age = 27 yrs., S.D. = 6.53) were recruited from the larger university population (12 females, 9 males, 1 gender neutral). All participants were right-handed and had various levels of comfort with technology. Half of the participants had previously used some kind of free-space gesture recognition system before (such as the Microsoft Kinect or Leap Motion) and about half (n = 11) play video games.

3.2 Environment

The study was conducted in a lab with a large projection display that was approximately 6 ft. (2 m) from the chairs in which participants were seated at the beginning of the study. The surrounding area was large enough for the participant to move around in (it was approximately a 6 ft. x 6 ft. open area). Participants were videotaped by two cameras for the duration of the study. One camera was set up in the front of the space to the right of the projection screen and angled to capture a front view of the participant. The other was set up behind participants, also on the right, to capture the gestures in the context of what users saw on screen and to capture instances in which users turned away from the display. Cameras were positioned to be out of the way of any movement the participant may like to perform. See Figure 1 for details of the space.




Figure 1. Cameras were placed at 45 degrees in front and behind the participant while they interacted with a projection display in a lab.

3.3 Procedure

At the beginning of the study, participants were asked to fill out a short demographic survey. The remainder of the study was split up into two parts, each of which lasted approximately 45 minutes. Part I was an elicitation study, while part II was a retrospective of the elicitations. Participants were given a short break (5 – 10 minutes) in between, with the study lasting approximately two hours. All participants were compensated for their time with a \$20 USD gift card.

3.3.1 Part I: Gesture Elicitation

In the first part of the study, we conducted a gesture elicitation study for full-body interactions with a public display. At the beginning of the elicitation section, participants were provided with the following scenario:

“Pretend you’re in a shopping center when you come across an interactive display providing information about national parks. You’ve always wanted to visit Yellowstone, Glacier, and Grand Teton National Park, so you decide to learn more about what there is to see and do at these locations.”

Participants were shown referents (i.e., tasks involving actions to be performed by the participant such as selecting an item on screen) related to the scenario described above. The referents included photos of animals and landscapes found in national parks. See Figure 2 for an example of one of the referents shown in this study. They were asked to produce as many symbols (i.e., gestures) for each referent as they could come up with. We did not stop the participant from generating any gestures as long as they still had ideas, nor did we set a target number of gestures for them to produce. We also did not give them any instructions on how different or similar gestures should be. We instructed them not to constrain themselves to current technological limitations and to pretend like the display could recognize any movement they made. They were asked to think-aloud during the elicitation part of the study and to start by standing.

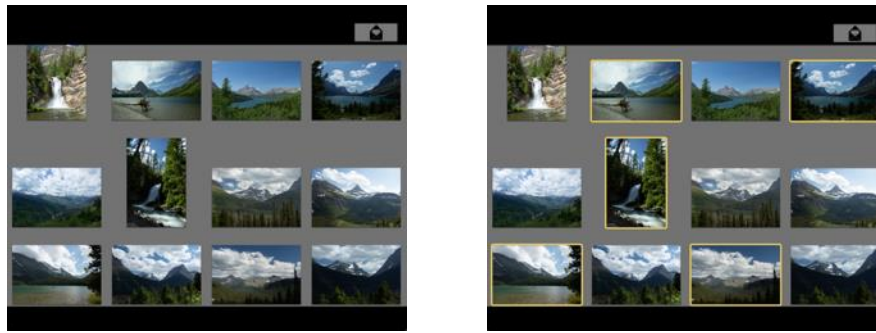


Figure 2. The "multi-object select" referent showed a set of photos arranged in a grid layout (left image) being selected one at a time until multiple images have been selected (right image). Study participants were asked to identify free-space gestures they would use to select the objects.

Once the participant ran out of ideas for gestures to perform for a particular referent, they were asked which of the gestures for that referent was their favorite and least favorite similar to [31]. We defined favorite to mean the gesture which the participant was most willing to perform in public to limit variability that might occur due to interpretation or alternate motivations for picking a favorite. Note that some participants identified multiple favorites or least favorites per referent.

Throughout the elicitation, participants were shown 10 referents. The first referent (*page left*) was used to get people familiar with the task, and therefore was not coded. The order of the remaining nine referents was randomized and each one of the participants saw one of four possible referent orders. The full list of referents that participants were presented were *page right*, *drag*, *scroll fast*, *scroll (slow)*, *select*, *multi-object select*, *zoom in*, *zoom out*, and *deselect*.

During the elicitation portion of the study, the experimenter noted a short description of each gesture as it was performed, and any observations or questions they had about the gesture so that follow-up questions could be asked during the retrospective. The experimenters also asked a few clarifying questions during the elicitation phase when necessary, but this was kept to a minimum so that it didn't interrupt the participant's flow.

3.3.2 Part II: Retrospective

In the second part of the study, experimenters conducted a retrospective with the participants. The goal of the retrospective was to clarify any ambiguity observed during the elicitation, to gather user ratings of each gesture without inhibiting their creative flow during the elicitation process, and to identify whether participants thought that each produced gesture was independent of the others or an iterative refinement.

During the break, the experimenter copied the recorded videos of the elicitation section onto a Mac Mini and loaded the videos in ELAN¹, making sure they were time aligned. Participants sat in one of the chairs in the space and were shown the videos of themselves performing the gestures. They were asked to rate each gesture on a five-point Likert scale for discoverability, ease-of-use, and appropriateness to the action (see supplemental materials for full question text). The experimenter also asked the participant if a gesture was a refinement of a previous one, and if so which one. In cases in which the experimenter asked any additional

¹ <https://archive.mpi.nl/tla/elan>

clarifying questions that they thought would provide necessary and missing information, user's answers were noted.

4 CODING AND ANALYSIS

4.1 Coding Tasks and Analyses

To prepare the gestures for further evaluation, we performed two coding tasks. We first segmented the gestures, identifying the start and end points for each gesture that participants made in the recordings. Second, after we had segmented the gestures, we qualitatively coded each gesture into its component parts to identify which body parts were involved, what direction they moved and the timing and speed of these movements. For both these coding tasks two researchers followed a consensus-coding approach [29], where coding guidelines were developed iteratively and disagreements between the researchers were discussed and resolved during the coding process.

4.2 Gesture Segmentation

For segmentation, we started by defining the temporal boundaries of a gesture. Any movement related to the user preparing for the gesture was ignored unless the user indicated in the think-aloud that this movement was important. Many participants repeated the gestures several times during the elicitation process, so only the first time the gesture was performed was segmented. During the coding process, additional repeats were checked for inconsistencies and noted (e.g., if users switched from a 1-finger to 2-finger point). Segments of the video that provided additional information via think-aloud or that contained movement in which the participant was exploring the gesture space were also annotated for reference.

We segmented a total of 1117 gestures (1442 total annotations, including exploratory gestures, additional information from the think-aloud, and complementary gestures – for example, a gesture that was meant to *deselect* when the participant was shown a *select* referent – that didn't match the referent) across 18 of the 22 participants. Four participants were excluded due to either missing elicitation videos or technical recording errors.

4.3 Gesture Coding

After the gestures were segmented, two of the researchers qualitatively coded the gestures. Due to the large number of gestures (1117), we selected 10 of the 18 participants' data for further coding. We intentionally selected participants to maintain an even distribution of video order, participant gender, and experimenter. Consequently, we coded 547 gestures. Although there is a possibility that the 8 excluded participants performed differently than the 10 we included, additional analysis showed that we achieved data saturation with the 10 we had [7, 14, 20, 47]. In particular, we calculated the cumulative total gestures each participant added across a random selection of participants. We found that after running 3 participants, 74% of the gestures were already specified. By 6 participants 95% had been specified, and no new gestures were specified after 8 participants. Subsample permutations conducted on $n \geq 5$ also show that running and analyzing 6 participants is enough to identify the most common gestures (those with the highest consensus scores) across participants, we settled on 10 participants to identify long-tail gestures with lower agreement scores that are less likely to be influenced by legacy bias. Considering that this is a formative study, we view this as an acceptable risk.

In order to properly understand how gestures are refined and iterated upon, we chose to code gestures at a finer granularity than other studies. As with similar studies, we began with coding for high-level gestures (e.g., "swipe, hover, point"), side of the body used, an indication of the type or direction of motion, and similar to elicitation studies which focus specifically on hand gestures, the hand configuration. Hand configuration was coded even though evidence from Wobbrock et al. [55] and Morris et al. [33] shows that the number of fingers used is unimportant in touch interactions, because for free-space interactions distinguishing between someone using a 1-finger point, pointing with a flat hand, or pointing with a fist might still be important. Since this study focuses on full-body interactions, which includes gestures such as kicking, jumping, and walking around, we coded all body parts used for each gesture. Full-body interactions often consisted of a combination of gestures, so we also coded the gestures and their associations based on how they were performed (e.g., in sequence, simultaneously, etc.). For example, a sequence may include walking to a specific point in space and then jumping. A simultaneous gesture might include swiping with one arm up and one arm down at the same time. We then split composite gestures (e.g., sequences) into what we called gesture primitives, with a total of 660 gesture primitives across 547 gestures.

We also included features to more accurately identify the path in space that body parts moved through during the users' gestures. These features were inspired by how animation software encodes animations, allowing animators to define the key frames of the movement and interpolating the rest. Likewise, the idea of key frames guided which parts of a gesture's motion to code and which parts of the motion can be trivially interpolated using the information from the gesture's sequence immediately before and after the movement. We, therefore, encoded the beginning and end points of commonly used limbs and the starting stance in cases where it was relevant.

As one of our hypotheses was that users may refine gestures to be more natural and less fatiguing, we also coded for the primary joint of rotation. The primary joint of rotation was coded as studies show that larger joints (e.g. the shoulder) will fatigue faster than smaller joints (e.g. elbow or wrist) [17, 25]. In cases where multiple joints were involved, we coded the joint that is likely to fatigue fastest.

A total of 49 gesture primitives were identified during the coding process. Example primitives include pinch (any movement where multiple body parts move towards one another after being separated) and shake (short quick movements back and forth of a joint). Once all of the gestures were pairwise coded, the experimenters went through all the coded gestures together, and resolved any remaining discrepancies. Some of the gesture codes were further refined. For example, similar gestures that were coded as discrete primitive sequences (like touch and tap) were collapsed into one higher-level gesture primitive (e.g., tap). In another example refinement, a sequence of gestures was collapsed into a single gesture primitive with additional information captured into a different feature (such as collapsing all drawing gestures into one gesture primitive with the path details containing the thing that was drawn, e.g., an "X"). Generally speaking, such refactoring was focused on making the gesture coding more consistent and where possible, smaller without loss of detail. 38 gesture primitives remained after consolidation.

5 RESULTS

5.1 Elicitation Study Methodology Modifications for Legacy Bias

Prior work produced contradicting outcomes on the effect of increased production on user preference of gestures and on production of legacy gestures. Some studies showed little to change in the legacy gestures participants produced [19], and others resulted in participants producing more novel gestures [31]. Yet other studies found that the effect of production reduced legacy bias in those referents that were most prone to legacy biased proposals [53]. Thus, we take a closer look at the effects of legacy bias in this study.

Given the ability to produce as many gestures as they wanted, participants produced more gestures than many prior studies which generally limited participants to only 3 gestures. They also often preferred later gestures as their favorites. Participants produced on average 5 gestures per referent ($SD = 1.74$). The median position of their favorite gesture was 3 ($SD = 2.07$) and the median position of the least favorite was 4 ($SD = 1.68$). Although participants tended to select early gestures as their favorites, 33 out of 97 (34.02%) of participants' favorite gestures occurred after three other gestures had been performed. Similarly, 31 out of 89 (34.83%) of participants' least favorite gestures occurred in the first three gestures performed. For a detailed breakdown of the frequencies of users gestures by gesture position see Table 1. Together, these findings suggest that some participants needed an opportunity to experiment with gestures before encountering their preferred gesture.

Table 1: Frequency of the favorite and least favorites gestures by gesture number across all participants and referents. Total gestures specified at that production sequence are listed in the right-most column.

Gesture Number	Frequency Favorite	% Favorite	Frequency Least Favorite	% Least Favorite	Total Gestures
1	27	30%	6	7%	90
2	19	21%	11	12%	90
3	18	20%	14	16%	89
4	12	14%	28	34%	83
5	4	6%	15	23%	66
6	8	22%	8	22%	36
7	7	28%	3	12%	25
8	2	18%	4	36%	11
9	0	0%	0	0%	3
10	0	0%	0	0%	2

Table 2 shows the position of each favorite gesture and least favorite gesture aggregated across all referents for each participant. Looking at the favorite gestures in Table 2 table indicates that participants differed in how quickly they found their favorite gestures. For example, participants 3 and 9 tended to prefer early gestures often identifying their first gestures performed as the preferred one. In contrast, for participants 2, 6 and 8, favorites were just as likely to be among the first as the last. Limiting participants to 3 gestures per referent or less as in some prior work [5, 19] may leave such participants without enough experimentation to find their preferred gestures, and also have the opportunity to consider gestures not informed by legacy bias.

Table 2: Favorite and Least Favorite Gestures Aggregated by Participants. The gesture number indicates the production sequence of the gesture during elicitation. Each column shows the total number of gestures a participant marked as favorite or least favorite. Greyed out boxes indicate that participants did not produce any gestures for any referent at that position.

Aggregated Count of Favorite by Participant Number											
Gesture	1	2	3	4	5	6	7	8	9	10	Total
1	2	2	7	4	1	2	2	0	6	1	27
2	5	2	0	1	4	1	1	1	2	2	19
3	1	3	0	0	2	1	3	3	2	3	18
4	3	2	1	0	1	0	2	1	0	2	12
5	0	0	0	1	0	1	1	0	0	1	4
6	0	1	1	0	1	3	0	1	1	0	8
7	2	1	0	3	0	0	0	1	0	0	7
8	0	2		0	0	0		0	0	0	2
9		0							0		0
10		0							0		0

Aggregated Count of Least Favorite by Participant Number											
1	2	3	4	5	6	7	8	9	10	Total	
0	1	0	0	1	0	1	3	0	0	6	
1	2	2	0	0	1	0	1	4	0	11	
3	1	1	2	0	0	3	0	3	1	14	
1	1	5	5	3	3	2	2	4	2	28	
1	2	1	1	4	1	1	1	0	3	15	
2	1	0	1	1	0	1	0	0	2	8	
0	0	0	0	0	1	0	1	1	0	3	
1	0		0	0	2		1	0	0	4	
	0							0		0	
	0							0		0	

Participants overwhelmingly preferred to use their arms and hands when specifying gestures. Arm and hand gestures were the most common comprising 68% of gestures while full-body gestures (e.g., walking, leaning) only made up 4.6% of the gestures produced in this study. Table 3 shows the breakdown of the body parts used across all productions by all participants for all referents. This preference for using their arms is consistent with the literature review of gesture elicitation studies conducted by Villarreal-Narvaez et al. [54], and is unsurprising, as arms have more degrees of freedom than other body parts, allowing for different gestures to be easily explored. Yet despite the ability to make as many gestures as they liked, it also means that participants did not necessarily take the opportunity to explore less common gestures that could be performed with other parts of their body. Since the majority of existing gesture recognition systems rely heavily on large arm gestures, this tendency may reflect the legacy bias of participants. Future work should explore if non-arm gestures provided useful alternatives.

Table 3: Percentage of gesture primitives for each part of the body.

Body part used	% using part
Arms (hands, elbows, fingers, etc.)	68.33%
Legs (feet, toes, knees, etc.)	9.70%
Voice	8.33%
Gaze	5.30%
Full body	4.55%
Head	3.33%
Brain Machine Interfaces	.45%

We found a strong relationship between the gestures that participants considered their favorite and the ease-of-use, appropriateness and guessability measures. Favorite gestures scored highest, and least favorite gestures scored the lowest (Table 4). A one-way ANOVA with unbalanced groups shows that the three groups are statistically significant for all three user ratings (guessability ($F(2, 454) = 30.01, p < .001$), ease-of-

use ($F(2, 454) = 33.32, p < .001$), and appropriateness ($F(2, 454) = 37.56, p < .001$). Post hoc comparisons using the Tukey HSD test confirmed that the mean score for all three conditions were significantly different for guessability, ease of use, and appropriateness (see Table 4 for means and standard deviations).

Table 4: Means and standard deviations for guessability, ease-of-use and appropriateness ratings across user preference.

User Preference	Mean Guess.	St. Dev. Guess.	Mean Ease	St. Dev. Ease	Mean Approp.	St. Dev. Approp.
Fav. (n =97)	4.08	1.17	4.63	0.79	4.54	0.77
Least Fav. (n=89)	2.62	1.37	3.33	1.34	3.04	1.34
No Pref. (n = 361)	3.58	1.28	4.13	1.07	3.83	1.21

Finally, we look at the effect of production on the variety of gestures performed. An effective gesture is one that a broad range of users are likely to intuit, and one that most uniquely represents its referent. Without a breadth of consensus, users would struggle to discover the gestures needed to accomplish the actions they want to take. If an action is well represented by multiple gestures, then participants may have to guess at multiple gestures before finding the right one. These two scenarios are measured using max-consensus (peak agreement for a particular gesture) and consensus-distinct (spread of possible gestures mentioned by two or more participants). Overall, many of the referents had high max-consensus scores while consensus-distinct scores varied. Table 5 shows the max-consensus and the consensus-distinct scores for each referent. Of these, the highest consensus gesture (move arm or hand) for the drag referent is one of the most intuitive as most of the participants came up with the same gesture (90% max-consensus) and there were few other gestures that participants came up with (0.882 consensus-distinct). Conversely, the deselect referent resulted in a gesture with the lowest max-consensus score (60%) and a fairly low consensus-distinct score (0.400), a combination likely to give users a hard time. While we see that some gestures are likely to be guessed by nearly everyone, the unlimited production also allowed participants to propose a variety of gestures that mapped to each referent, suggesting there might be alternative gestures that may be nearly as good as the ones with the highest max-consensus.

Table 5: Max-consensus and consensus-distinct scores for each referent. * Move in this case refers to moving one's hand over to the email icon shown on screen to drag the item over. Sometimes, this motion was preceded by a "grab" type movement, but not always.

Referent	Gesture with Highest Consensus	Max-Consensus	Consensus-distinct
Page Right	Swipe	100%	0.421
Drag	Move (arm/ hand) *	90%	0.882
Scroll Fast	Swipe	90%	0.706
Select	Point	90%	0.667
Multi Object Select	Point	90%	0.579
Zoom In	Expand	80%	0.684
Zoom Out	Pinch	80%	0.500
Scroll	Swipe/Slide	60%	0.600
Deselect	Swipe/Tap	60%	0.400

5.2 A Closer Look at the Features That Matter

Prior elicitation studies have already shown that users are influenced by existing technologies, which means that legacy bias plays role in the types of gestures produce. For example, participants may be predisposed to making gestures that are unnatural, larger and more fatiguing due to limitations of prior technologies that they have used. However, absent this bias, participants should produce gestures that are more natural, and more refined than the gestures used with existing technologies, but not necessarily drastically different than gestures currently informed by legacy bias. In this section, we focus on participants' gesture refinements to address our questions regarding salient features and fatigue.

We first look at what kinds of gestures are refined and how they compare to gestures that are not, finding that gestures that are refined are those that participants consider most promising (i.e., rate better on guessability, ease of use and appropriateness than the average gesture). We then look at which features change between the originally proposed gesture and the refinements, to understand which features actually matter to participants and which gestures they would consider identical or not (H1). Within these gestures, we take a closer look at how fatigue plays a role in the way that participants refined gestures (H2). We do this because research shows some joints (e.g. shoulder) fatigue faster than others (e.g. elbows or wrist) [25] and quantitative gestures of fatigue are based on joint rotations [17, 18].

Out of the 547 gestures coded across our 10 participants, 57 of them were refinements (10.42%). We began by evaluating whether the ratings change between the refinements and the original gestures being refined. Table 6 shows the average usability, ease-of-use and appropriateness ratings for both the refinements and the original gestures. A one-way ANOVA showed no significant difference for appropriateness ($F(1, 98) = 0.72, p = 0.398$) and ease-of-use ($F(1, 98) = 1.72, p = 0.193$), but was borderline non-significant for guessability ($F(1, 98) = 3.88, p = .052$).

Table 6: Means and standard deviations for the guessability, ease-of-use and appropriateness ratings for refinement gestures, the gestures being refined and for the entire set of elicited gestures as a comparison.

	Mean Guess.	St. Dev. Guess.	Mean Ease	St. Dev. Ease	Mean Approp.	St. Dev. Approp.
Refinement	3.63	1.24	4.16	1.01	4.12	1.15
Original	3.98	1.14	4.31	0.91	4.25	0.96
All	3.50	1.36	4.08	1.15	3.90	1.26

Additionally, of the combined refinements and originals, 29 out of those 114 (refinements + originals) were listed as favorite gestures (25.44%), whereas only 16.90% of all gestures are listed as favorites. Overwhelmingly, participants seemed to refine gestures for which they already had a preference rather than wasting time refining gestures that lacked potential as measured by guessability, ease of use or appropriateness. A two-sample two-way t-test indicates this difference is statistically significant ($t(554) = 2.7, p < 0.01$).

To address our hypothesis on which features matter (H1), we analyzed a subset of the features that changed between the refinement and original gesture. The frequency of each feature changing can be found in Table 7. We found that participants primarily refined arm gestures, and nearly all of the refinements happened immediately after the gesture they were refining. The most likely features to change between the refinement

and original gesture were the palm direction (73.68%) and hand configuration (59.65%) (see Figure 3 for an example). Participants varied gesture direction but did not have any discernable patterns in the change. Gesture path, however, often changed from a straight path to an arching or circular path. The number of gesture primitives changed as well. In some cases, users added extra primitives, and other times simplified. Adding primitives happened in cases where the gesture’s intent became more specific. For the side of the body, in all but 1 of the 6 cases, the change was between using both sides of the body or only one side.

Table 7: Frequency of each feature changing across refinements.

Feature	n (%)
Palm Direction	42 (73.68%)
Hand Configuration	34 (59.65%)
Gesture Direction	18 (31.58%)
Point of Rotation	16 (28.07%)
No. of Gesture Primitives	14 (24.56%)
Body Part	13 (22.81%)
Gesture Path	12 (21.05%)
Side of the Body	6 (10.53%)

The features that participants change during refinement indicate features that participants do not consider a salient part of the gesture. Correspondingly, the features that do not change, or change little, indicate the features that the participants found most salient, and which would therefore be most useful for gesture recognition systems to identify. We found that many of these feature changes are a consequence of simplifying gestures as shown in the example, leading directly to our next hypothesis on fatigue.

To address the hypothesis on fatigue’s role in refinements (H2), we evaluated the primary joint of rotation. In this study, some participants mentioned that the level of fatigue a gesture causes is an important consideration during the elicitation process and for this reason participants wanted to specify gestures that were “more intimate” (P3) – i.e., closer to the body, smaller -- or that “take very little effort” and are inconspicuous (P7).

Participants’ choices in refinements agree. Out of the 30 cases in which either body part or point of rotation changed, 10 of those cases are instances in which both changed. In all but 5 of the 30 cases, the movement became smaller (e.g., using the hand instead of the entire arm or changing the point of rotation from the shoulder to the elbow or even the wrist). In 2 cases, the user changed the gesture to use a different finger (e.g., thumb instead of pointer finger). Only in 3 cases did the movement become larger.

These behaviors suggest that fatigue plays a role in the gestures that participants refine and may be a driving force of the minimization behavior described above. We dig into the implications of these findings in the following section.

6 DISCUSSION

6.1 Methodological Changes for Refinements in Gesture Elicitation

In this study, we explored the effect of unlimited production on user preference of gestures and found that production made a difference in user preference. We see this through the combination of two results: 1) the fact that users needed to try a few times before finding gestures they liked as shown by the distribution of favorite gestures across all productions, and 2) the fact that these favorite gestures had significantly higher appropriateness, guessability, and ease-of-use scores than other gestures. These results confirm those found by Morris et al. when they introduced the use of increased production [31]. These results also seem to contradict the finding that users preferred their first gesture to others by Hoff et al. [19], as our results show that this is true only 30% of the time. Differences in the ways the studies were conducted may account for these contradictory results:

- Our study and the study by Morris et al. told participants to produce as many gestures as they could, while in [19] each participant was instructed to only produce 3 gestures per referent.
- The referents in this study were image-based, while the referents in Hoff et al. [19] were largely text-based and based on a music playlist.

In the case of the production goals, in Hoff et al.'s study [19] participants may have focused too much in producing exactly three gestures as a goal, and therefore conducted some sort of pre-filtering before suggesting any. For the referents, it may be that text, such as that presented by Hoff et al. [19] bring to mind different interaction metaphors than the images presented in this study did, or that simply the size of the image or the type of menu users were interacting with had an effect. Additional research is required to understand if these factors may have impacted the production process.

We also look at the impact of increased production on the body parts used by participants and the types and variety of gestures explored. Similar to the results presented by Villarreal-Narvaez et al. in their systematic review of gesture elicitation studies [52], we saw similar breakdowns of body parts used in our study. It seems that increased production had no effect on the body parts used by participants during the elicitation.

However, the effect of production on the types of gestures and the variety of gestures produced is more nuanced. To understand this effect, we look at the max-consensus and the consensus-distinct scores for the referents. While max-consensus was high for many of the referents (7 of the 9 had max-consensus scores over 80%), consensus-distinct scores varied much more. This means that while nearly all participants specified the same discoverable gesture for each referent, there was also a broad range of additional gestures proposed by participants for each referent. The high max-consensus could indicate that legacy bias still plays a significant role. Further evidence of this is provided by the participants (P3, P13, P15) who explicitly identified that they were drawing from interactions with smartphones. The variability in the consensus-distinct score could partly be the outcome of increasing production as participants did each come up with many gesture options for each referent that were agreed upon by at least 2 of our participants.

One point worth mentioning when it comes to comparing the effect of production on legacy bias is that each study has defined or determined whether a gesture is influenced by legacy bias differently. In their study, Hoff et al. noted that the number of legacy biased gestures did not change over the course of the productions [19]. However, they categorized gestures as being influenced by legacy bias only if participants verbally mentioned they were influenced by prior technology during the study. In comparison, Williams et al. [53] categorized a

proposed gesture as a legacy or non-legacy gesture through a consensus of independent votes of three expert raters if the gesture class could be identified as being used with a known device in common usage. In their study, they found that increased production reduced consensus on proposals and was effective in reducing legacy bias by about 12% for those referents that were most likely to be influenced by bias in the first place. Our study also used a consensus approach to determining biased gestures but found that taking a nuanced approach to thinking about legacy biased gestures is more effective. That is to say that it's not just about the gestures themselves, but the features that may make them a poor fit for the current interaction modality. As an example, a 1-finger or one-handed swipe is generally considered a legacy biased gesture, but this gesture can be performed with a lot of structure by the participant (palm facing inward, straight path, discrete start and stop) and with a large motion, e.g., from the far right to the far left of the body, or it can be refined to be more natural. This takes us to the second modification to the methodology, which is the addition of a retrospective.

The addition of the retrospective in the second half of the study allowed the experimenter to explicitly ask participants whether each gesture was a refinement of a previous one, and if so which one. This resulted in our ability to identify that about 10% of gestures were not new gestures suggested by participants but refinements in which users were iterating on gestures that seemed promising. One example of this can be seen in Figure 3, where P9 was suggesting gestures for scrolling through a collection of images. In this example, we can see the distance between the start and end of the gesture decreasing and the palm direction and trajectory of the swipe changing. This refinement in our methodology in combination with the fine-grained qualitative coding that was conducted allowed us to identify features of the gestures that do and do not seem to matter to users. We go into more details about these features in the next section.

Future gesture elicitation studies should strongly consider using unlimited production, where participants are encouraged to come up with as many gestures as they can think of. This has the clear benefit that participants can refine their gestures and come up with ones that are more natural and a better fit for the referents. Researchers should also consider adding a retrospective section to the study methodology, which provides researchers with the opportunity to ask clarifying questions without interrupting participants' flow during elicitation portion. During the retrospective, researchers can better assess which gestures users consider the same, rather than relying on the qualitative coding process alone to do that. A lack of a retrospective section in an unlimited production study would increase the complexity of coding the gestures. Finally, we advocate for future studies to also use a fine-grained approach for identifying gestures along with participant feedback to not only understand what features of the gesture matter to the participant, but to also to identify gaps in current gesture recognition technologies.

6.2 What Refinements Tell Us About User Preference

In our analysis, we demonstrated that users often refined gestures that they already preferred, with gestures that were refined containing a much higher percentage of favorites (25.67%) than the full set of gestures elicited from participants (16.90%). Refinements usually happened immediately, so as soon as participants found a gesture they might like, they put the effort into exploring refinements. Nearly all refinements were focused on arm or hand gestures, not on gestures that were full-body or leg gestures. One possibility for this is that arm and hand gestures are more likely to suffer from legacy bias, as touch and desktop interactions use exclusively hand movements and many Kinect interactions also used arm gestures for navigation and selection tasks. Another reason refinements might focus almost exclusively on arm gestures is that arms inherently have more

degrees of freedom than other parts of the body. Comparing arms to a torso, for example, makes clear the difference in the number of possibilities to be explored.




Figure 3: Gesture refinements from P9 for scroll. Red arrows denote the start and end location of the gesture. Note how the gesture becomes smaller (movement between start and end is shorter). Note also that the palm position changes from facing towards the screen to facing downward.

These results underscore the importance of refinement and iteration as a window into participant's communicative intent and their expectations about the technology they are interacting with. Increased production enabled participants to freely refine gestures, experimenting with more or less natural variants or gestures that were closer or further from legacy gestures – and thus potentially trading off fatigue for discoverability or well-known visual metaphors. Importantly, our results show that refined gestures do not uniformly improve upon original gestures, indicating that refinement is better thought of as an exploratory process in which the results may be more or less favorable. Without the use of a retrospective, it would be extremely challenging to decipher this exploration and make sense of the participant's intentions. Whether through adopting similar methods, or by otherwise encouraging participants to refine and elaborate on gestures, future work should seek to understand when and why refinements occur.

Our results also indicated that some specific features -- such as palm direction and hand configuration -- contain a large amount of variability and are not distinguishing characteristics for users. P9 clearly stated this during the elicitation process for the scroll gesture shown in Figure 3. The finding that hand configuration is not important to users' mental models while gesturing to a public display seems analogous to findings that users do not place importance on the numbers of fingers used in touch interaction [33, 55]. Similarly, hand configuration was only meaningful when the hand configuration itself was the gesture (for example, a thumbs

up gesture, or an L-shape). Straight and arching paths were seen to be used interchangeably by users. For example, one participant may swipe from the top left to the bottom right in an arc motion the first time, and swipe from left to right across the body using a straight path a second time. In another case, a user may draw an “X” from the top right the first time around and from the top left the second time around. What matters most for user’s mental models in these cases is the resultant shape, similar to how one would write an “X” on paper. These findings have direct implications for gesture recognition algorithms, the variety of the data they’re trained on, and the way the data is labeled in supervised learning approaches, as we will discuss below.



Figure 4: Different images from a data set used to train a gesture recognizer for TV control interaction from [14].

6.3 Implications for Gesture Recognizers

Based on our findings, there are three recommendations developers of gesture recognition systems should keep in mind:

First, real-world variability of gestures is much higher than the variability found in most pre-recorded gesture data sets. For example, Figure 4 shows four examples of a push gesture performed by different people in a controlled manner for a TV control application. This level of precision is not something that people tend to have in normal interactions with technology. Thus, if pre-recorded gestures are needed for, say, training machine learning components of a gesture recognition system, then it would be advantageous to carefully consider how the gestures in question vary when iterated upon by real-world users.

The second is that when conducting any sort of learning through supervised methods, the labels that are used for gestures should match user’s mental models and line up with what users believe are similar or different gestures. Features that are not important to participants will have high variability across productions, and the data set and associated labels should mirror this fact. In particular, for public displays, gesture path (e.g., straight vs arching), palm direction, and hand configuration (e.g., 1-finger vs. 2-finger swipe) should not heavily influence the resultant classification. Ideally, the gesture labels should specifically capture multiple dimensions, such as primary action and second order intentional or unintentional variations influenced by factors such as the location, size, number and type of object users are interacting with on screen, so that the gesture recognition systems can be taught to recognize finer-grained distinctions in these gestures.

The third is that to account for the full variability of natural gestures that users might want to use, and which are semantically similar to users, designers should consider a many-to-one mapping of gestures to commands. Erazo et. al similarly argued that designers should support many-to-one mappings instead of one-to-one mappings to account for real-world variability [11]. Our study’s findings on refinements supports this

suggestion as some of these refinements would likely be misidentified by current gesture recognizers. These three suggestions may create better, more robust, more usable gesture recognition systems that will lead to higher adoption rates.

6.4 Limitations

By grounding our study in a particular scenario with specific images, and a UI that wasn't iterated upon, we risked influencing participants in the types of gestures they performed. The size, number, type, and layout of the objects likely influenced certain gestures over others. Furthermore, the nature of the task along with the space in which the study was conducted may have limited participants ability to project themselves in the scenario that we proposed, thus altering the types of gestures performed.

We also chose to focus on public displays, because, while current interactions in public spaces are short lived, we do not anticipate that will always be the case. Due to the performative nature of public spaces, the large awkward gestures of today's gestural interaction systems serve as a deterrent for users to interact with them. The same smaller, more natural gestures that would reduce fatigue, therefore, may also make full body or free space gestural interaction more appealing in public spaces. Similarly, we anticipate that people interacting with public gestural interaction systems will perform a series of gestures in order to accomplish a task instead of one gesture at a time. We see our work as formative in this regard and more research needs to be done to shed light on how participants intuit gestures for completing a set of tasks instead of specific one-off actions – possibly by leveraging an approach similar to the framed guessability methodology proposed by Cafaro et al. [2, 3].

Our study was limited to 10 participants, and although many of our findings were statistically significant and saturation calculations show that we likely discovered the majority of popular gesture interactions, we caution the reader from overgeneralizing our results. Differences between participants were apparent, as shown in Table 2, and we anticipate that additional studies will uncover other differences in how gestures are performed and refined, especially when it comes to long-tail gestures.

7 CONCLUSION

In this paper, we presented a gesture elicitation study that used unlimited production and which incorporated a retrospective during which experimenters were able to ask participants to identify iterative refinements of their gestures. We found that about 10% of gestures proposed by users are actually refinements of previously proposed gestures. We show that these refinements can provide valuable insight into users' mental models by identifying those features that are salient to users (i.e., the features that are invariant across iterations) and those that do not matter to them, such as hand configuration and palm direction, that change across iterations. We also saw evidence of gestures getting smaller and using body parts that fatigue less easily (e.g., wrist movements instead of shoulder movements). Finally, we offer several recommendations for designers of gesture recognition systems, including ensuring higher variability in the data sets used for training, paying special attention to the labeling that is used with supervised learning algorithms, and considering many-to-one mappings in gesture-based interaction systems.

ACKNOWLEDGMENTS

Removed for blind review.

REFERENCES

- [1] Alexander, J. et al. 2012. Putting Your Best Foot Forward: Investigating Real-World Mappings for Foot-based Gestures. *CHI '12 Proceedings of the SIGCHI Conference on Human Factors in Computing Systems* (Austin, Texas, USA, 2012), 1229–1238.
- [2] Cafaro, F. et al. 2018. Framed Guessability: Improving the Discoverability of Gestures and Body Movements for Full - Body Interaction. *Proceedings of CHI 2018* (Montreal, Quebec, Canada, 2018), 1–12.
- [3] Cafaro, F. et al. 2014. Framed Guessability: Using Embodied Allegories to Increase User Agreement on Gesture Sets. *Proceedings of the 8th International Conference on Tangible, Embedded and Embodied Interaction* (Munich, Germany, 2014), 197–204.
- [4] Cauchard, J.R. et al. 2015. Drone & Me: An Exploration Into Natural Human-Drone Interaction. *Proceedings of the 2015 ACM International Joint Conference on Pervasive and Ubiquitous Computing - UbiComp '15* (New York, NY, USA, 2015).
- [5] Chan, E. et al. 2016. User Elicitation on Single-hand Microgestures. *Proceedings of CHI 2016* (San Jose, CA, USA, 2016), 3403–3414.
- [6] COVID-19 Giving Touchless Interfaces a Chance to Make an Impression: 2020. <https://www.designnews.com/design-hardware-software/covid-19-giving-touchless-interfaces-chance-make-impression-0>.
- [7] Danielescu, L.A. 2019. *Discoverable Free Space Gesture Sets for Walk-Up-and-Use Interactions*. Arizona State University.
- [8] Dow, S.P. et al. 2011. Prototyping Dynamics: Sharing Multiple Designs Improves Exploration, Group Rapport, and Results. *Proceedings of the SIGCHI conference on Human factors in computing systems* (Vancouver, BC, Canada, 2011), 1–10.
- [9] E, J.L. et al. 2017. Drone & Wo: Cultural Influences on Human-Drone Interaction Techniques. *Proceedings of the 2017 CHI Conference on Human Factors in Computing Systems (CHI '17)* (2017).
- [10] Epps, J. et al. 2006. A study of hand shape use in tabletop gesture interaction. *CHI '06 extended abstracts on Human factors in computing systems - CHI EA '06* (New York, New York, USA, 2006), 748–753.
- [11] Erazo, O. et al. 2017. Understanding Gesture Articulations Variability. *INTERACT 2017* (2017), 293–314.
- [12] Felberbaum, Y. and Lanir, J. 2018. Better Understanding of Foot Gestures: An Elicitation Study. *Proceedings of CHI 2018* (Montreal, Quebec, Canada, 2018), 218–224.
- [13] Frisch, M. et al. 2009. Investigating multi-touch and pen gestures for diagram editing on interactive surfaces. *Proceedings of the ACM International Conference on Interactive Tabletops and Surfaces - ITS '09* (New York, New York, USA, 2009), 149–156.
- [14] Glaser, B.G. and Strauss, A.L. 1967. *The Discovery of Grounded Theory*. Routledge.
- [15] Grace, K. et al. 2017. The willful marionette: Exploring responses to embodied interaction. *Proceedings of the 2017 ACM SIGCHI Conference on Creativity and Cognition - C&C '17* (Singapore, 2017), 15–27.
- [16] Hands off! How Covid-19 paves the way for fully touchless experiences: 2020. <https://www.thedrum.com/opinion/2020/07/27/hands-how-covid-19-paves-the-way-fully-touchless-experiences>.
- [17] Hincapié-Ramos, J. et al. 2014. Consumed Endurance: A metric to quantify arm fatigue of mid-air interactions. *Proceedings of CHI 2014* (Toronto, ON, Canada, 2014), 1063–1072.
- [18] Hincapié-Ramos, J.D. et al. 2014. The Consumed Endurance Workbench: A Tool to Assess Arm Fatigue during Mid-Air Interactions. *Proceedings of DIS 2014* (Vancouver, BC, Canada, 2014), 109–112.
- [19] Hoff, L. et al. 2016. Modifying Gesture Elicitation: Do Kinaesthetic Priming and Increased Production Reduce Legacy Bias? *Proceedings of the TEI '16: Tenth International Conference on Tangible, Embedded, and Embodied Interaction* (New York, New York, USA, 2016), 86–91.
- [20] How Many Test Users in a Usability Study? 2012. <https://www.nngroup.com/articles/how-many-test-users/>.
- [21] Jang, S. et al. 2017. Modeling Cumulative Arm Fatigue in Mid-Air Interaction based on Perceived Exertion and Kinetics of Arm Motion. *Proceedings of the 2017 CHI Conference on Human Factors in Computing Systems - CHI '17* (Denver, CO, USA, 2017),

3328–3339.

- [22] Köpsel, A. and Bubalo, N. 2015. Benefiting from legacy bias. *Interactions*.
- [23] Koutsabasis, P. and Domouzis, C.K. 2016. Mid-Air Browsing and Selection in Image Collections. *Proceedings of AVI '16* (2016), 21–27.
- [24] Krueger, M.W. 1993. Environmental Technology Making the Real Virtual. *Communications of the ACM*.
- [25] Law, L.A.F. and Avin, K.G. 2010. Endurance time is joint-specific: A modelling and meta-analysis investigation. *Ergonomics*. 53, 1 (2010), 109–129. DOI:<https://doi.org/10.1016/j.fusengdes.2017.02.047>.
- [26] Maher, M. Lou and Lee, L. 2017. *Designing for Gesture and Tangible Interaction*. Morgan & Claypool Publishers.
- [27] May, K.R. et al. 2017. Designing an In-Vehicle Air Gesture Set Using Elicitation Methods. *Proceedings of the 9th ACM International Conference on Automotive User Interfaces and Interactive Vehicular Applications* (Oldenburg, Germany, 2017), 74–83.
- [28] McAweeney, E. et al. 2018. User-Driven Design Principles for Gesture Representations. *Proceedings of CHI 2018* (Montreal, Quebec, Canada, 2018), 547:1-547:13.
- [29] McDonald, N. et al. 2019. Reliability and inter-rater reliability in qualitative research: Norms and guidelines for CSCW and HCI practice. *Proceedings of the ACM on Human-Computer Interaction*. 3, CSCW (2019), 23. DOI:<https://doi.org/10.1145/3359174>.
- [30] Micire, M. et al. 2009. Analysis of natural gestures for controlling robot teams on multi-touch tabletop surfaces. *Proceedings of the ACM International Conference on Interactive Tabletops and Surfaces - ITS '09* (New York, New York, USA, 2009), 41–48.
- [31] Morris, M.R. et al. 2014. Reducing legacy bias in gesture elicitation studies. *Interactions*. 21, 3 (2014), 40–45. DOI:<https://doi.org/10.1145/2591689>.
- [32] Morris, M.R. et al. 2010. Understanding Users' Preferences for Surface Gestures. *Graphics Interface 2010* (2010), 261–268.
- [33] Morris, M.R. et al. 2010. Understanding Users' Preferences for Surface Gestures. *Graphics Interface 2010* (2010), 261–268.
- [34] Morris, M.R. 2012. Web on the Wall: Insights from a Multimodal Interaction Elicitation Study. *ITS '12 Proceedings of the 2012 ACM international conference on Interactive tabletops and surfaces* (Cambridge, Massachusetts, USA, 2012), 95–104.
- [35] Nacenta, M.A. et al. 2013. Memorability of Pre-designed & User-defined Gesture Sets. *Proceedings of the SIGCHI Conference on Human Factors in Computing Systems - CHI '13* (New York, New York, USA, 2013), 1099.
- [36] Nielsen, M. et al. 2004. A procedure for developing intuitive and ergonomic gesture interfaces for HCI. *Gesture-Based Communication in Human-Computer Interaction* (2004), 409–420.
- [37] North, C. et al. 2009. Understanding Multi-touch Manipulation for Surface Computing. *IFIP Conference on Human-Computer Interaction* (2009), 236–249.
- [38] Ortega, F.R. et al. 2019. Selection and manipulation whole body gesture elicitation study in virtual reality. *26th IEEE Conference on Virtual Reality and 3D User Interfaces, VR 2019 - Proceedings*. (2019), 1110–1111. DOI:<https://doi.org/10.1109/VR.2019.8798182>.
- [39] Pham, T. et al. 2018. Scale Impacts Elicited Gestures for Manipulating Holograms. *Proceedings of the 2018 on Designing Interactive Systems Conference 2018 - DIS '18*. (2018), 227–240. DOI:<https://doi.org/10.1145/3196709.3196719>.
- [40] Piumsomboon, T. et al. 2013. User-defined gestures for augmented reality. *Lecture Notes in Computer Science (including subseries Lecture Notes in Artificial Intelligence and Lecture Notes in Bioinformatics)*. 8118 LNCS, PART 2 (2013), 282–299. DOI:https://doi.org/10.1007/978-3-642-40480-1_18.
- [41] Ruiz, J. et al. 2011. User-defined motion gestures for mobile interaction. *Proceedings of the 2011 annual conference on Human factors in computing systems - CHI '11* (New York, New York, USA, 2011), 197–206.
- [42] Ruiz, J. and Vogel, D. 2015. Soft-Constraints to Reduce Legacy and Performance Bias to Elicit Whole-body Gestures with Low Arm Fatigue. *Proceedings of CHI 2015* (Seoul, Republic of Korea, 2015), 3347–3350.
- [43] Ryall, K. et al. 2006. Experiences with and Observations of Direct-Touch Tabletops. *Proceedings of the First IEEE International Workshop on Horizontal Interactive Human-Computer Systems (TABLETOP '06)* (Adelaide, SA, Australia, 2006), 89–96.

- [44] Siddhpuria, S. et al. 2017. Exploring At-Your-Side Gestural Interaction for Ubiquitous Environments. *Proceedings of the 2017 Conference on Designing Interactive Systems - DIS '17* (Edinburgh, United Kingdom, 2017), 1111–1122.
- [45] Touchless Interaction In A Post-Covid-19 World: 2020. .
- [46] Tsandilas, T. 2018. Fallacies of Agreement: A Critical Review of Consensus Assessment Methods for Gesture Elicitation. *ACM Transactions on Computer-Human Interaction*. 25, 3 (2018), 1–49.
- [47] Tullis, T. and Wood, L. 2004. How Many Users Are Enough for a Card-Sorting Study? *Usability Professionals Association (UPA) 2004 Conference* (Minneapolis, MN, 2004).
- [48] Vatavu, R.-D. 2019. The Dissimilarity-Consensus Approach to Agreement Analysis in Gesture Elicitation Studies. *Proceedings of the 2019 CHI Conference on Human Factors in Computing Systems - CHI '19* (Glasgow, Scotland UK, 2019), 1–13.
- [49] Vatavu, R.-D. 2012. User-defined gestures for free-hand TV control. *Proceedings of the 10th European conference on Interactive tv and video - EuroITV '12* (New York, New York, USA, 2012), 45–48.
- [50] Vatavu, R.-D. and Wobbrock, J.O. 2016. Between-Subjects Elicitation Studies: Formalization and Tool Support. *Proceedings of the 2016 CHI Conference on Human Factors in Computing Systems* (San Jose, CA, USA, 2016), 3390–3402.
- [51] Vatavu, R.-D. and Wobbrock, J.O. 2015. Formalizing Agreement Analysis for Elicitation Studies: New Measures, Significance Test, and Toolkit. *Proceedings of the ACM CHI'15 Conference on Human Factors in Computing Systems* (Seoul, Republic of Korea, 2015), 1325–1334.
- [52] Villarreal-Narvaez, S. et al. 2020. A Systematic Review of Gesture Elicitation Studies: What Can We Learn from 216 Studies? *Proceedings of ACM conference on Designing Interactive Systems (DIS '20)* (New York, New York, USA, 2020).
- [53] Williams, A.S. et al. 2020. The Cost of Production in Elicitation Studies and the Legacy Bias-Consensus Trade off. *Multimodal Technologies and Interaction*. 4, 88 (2020), 16. DOI:<https://doi.org/10.3390/mti4040088>.
- [54] Wobbrock, J.O. et al. 2005. Maximizing the guessability of symbolic input. *CHI '05 extended abstracts on Human factors in computing systems - CHI '05* (New York, New York, USA, 2005), 1869–1872.
- [55] Wobbrock, J.O. et al. 2009. User-defined gestures for surface computing. *Proceedings of the 27th International conference on Human factors in computing systems - CHI 09* (New York, New York, USA, 2009), 1083.