

Stream Processing With Dependency-Guided Synchronization

KONSTANTINOS KALLAS*, University of Pennsylvania, USA

FILIP NIKSIC*[†], University of Pennsylvania, USA

CALEB STANFORD*, University of Pennsylvania, USA

RAJEEV ALUR, University of Pennsylvania, USA

Real-time data processing applications with low latency requirements have led to the increasing popularity of stream processing systems. While such systems offer convenient APIs that can be used to achieve data parallelism automatically, they offer limited support for computations that require synchronization between parallel nodes. In this paper, we propose *dependency-guided synchronization (DGS)*, an alternative programming model and stream processing API for stateful streaming computations with complex synchronization requirements. In the proposed model, the input is viewed as partially ordered, and the program consists of a set of parallelization constructs which are applied to decompose the partial order and process events independently. Our API maps to an execution model called *synchronization plans* which supports synchronization between parallel nodes. Our evaluation shows that APIs offered by two widely used systems—Flink and Timely Dataflow—cannot suitably expose parallelism in some representative applications. In contrast, DGS enables implementations with scalable performance, the resulting synchronization plans offer throughput improvements when implemented manually in existing systems, and the programming overhead is small compared to writing sequential code.

1 INTRODUCTION

A wide range of applications in domains such as healthcare, transportation, and smart homes are increasingly relying on real-time data analytics with low latency and high throughput requirements. This has motivated a significant amount of research on *stream processing*, spanning different layers of abstraction in the software stack. At the lowest level, *stream processing systems* (e.g. Flink [Carbone et al. 2015], Samza [Noghabi et al. 2017], Storm [Apache 2019b], Spark Streaming [Zaharia et al. 2013], Trill [Chandramouli et al. 2014], Heron [Kulkarni et al. 2015], Beam [Apache 2021]) handle scheduling, optimizations, and operational concerns. At the intermediate level, *stream processing APIs and programming models* (e.g. MapReduce online [Condie et al. 2010], SPADE [Gedik et al. 2008], SP Calculus [Soulé et al. 2010], Timely Dataflow [McSherry 2020; Murray et al. 2013], StreamIt [Thies et al. 2002], Flink’s Datastream API [Apache 2019a]), usually based on a form of dataflow [Gilles 1974; Lee and Messerschmitt 1987], abstract the computation in a way that hides implementation details, while exposing parallelization information to the underlying system. At the top level, *high-level query languages* (e.g. Streaming SQL [Begoli et al. 2019; Jain et al. 2008], SamzaSQL [Pathirage et al. 2016], Structured Streaming [Armbrust et al. 2018], StreamQRE [Mamouras et al. 2017], CQL [Arasu et al. 2006], AFAs [Chandramouli et al. 2010]) provide convenient abstractions that are built on top of the streaming APIs. Of these layers, streaming APIs play a central role in the successful scaling of applications since their expressiveness restricts the form of available parallelism. In this paper we focus on rethinking the dataflow model at this intermediate layer to enable parallel implementations for a broader range of programs.

The success of stream processing APIs based on the dataflow model can be attributed to their ability to simplify the task of parallel programming. To accomplish this, most APIs expose a simple but effective model of data-parallelism called *sharding*: nodes in the dataflow graph are replicated into many parallel instances, each of which will process a different partition of the input events. However, while sharding is intuitive for programmers, it also implicitly limits the scope of

*Equal Contribution.

[†]Filip Niksic has moved to Google.

parallel patterns that can be expressed. Specifically, it prevents arbitrary *synchronization of state across parallel instances* since it disallows communication between them. This is limiting in modern applications such as video processing [Hung et al. 2018] and distributed machine learning [Otey et al. 2006], which require some synchronization between nodes, but also require high throughput and could therefore benefit from parallelization. Further evidence that sharding is limiting in practice can be found in a collection of feature requests in state-of-the-art stream processing systems [Flink 2020a; Kafka 2020; Samza 2020], asking either for state management that goes beyond replication or for some form of communication between shards. To address these needs, system developers have introduced extensions to the dataflow model to enable specific use cases such as *message broadcasting* and *iterative dataflows*. However, existing solutions do not generalize, as we explain in Section 2 using a fraud detection application, and demonstrate experimentally in Section 5.2. For the remainder of applications, users are left with two unsatisfying solutions: either ignore parallelization potential, implementing their application with limited parallelism; or circumvent the stream processing APIs using low-level external mechanisms to achieve synchronization between parallel instances.

To address the need to combine parallelism with synchronization, we make two contributions. First, we propose *synchronization plans*, a tree-based execution model which is a restricted form of communicating sequential processes [Hoare 1978]. Synchronization plans are hierarchical structures that represent concurrent computation in which parallel nodes are not completely independent, but communicate with their ancestors on special synchronizing events. While this solves the problem of being able to express synchronizing parallel computations, we still need a streaming API which exposes such parallelism implicitly rather than explicitly. For this purpose, we propose dependency-guided synchronization (DGS), a streaming API and parallel programming model which can be mapped automatically to synchronization plans.

A DGS specification consists of three components. First, the user provides a *sequential implementation* of the computation; this serves to define the semantics of what they want to compute assuming the input is processed as a sequential stream of items. Second, the user indicates which input events can be processed in parallel and which require synchronization by providing a *dependence relation* on input events. This relation induces a partial order on the input stream. For example, if events can be processed completely in parallel without any synchronization, then all input events can be specified to be independent. Third, the user provides a mechanism for parallelizing state when the input stream contains independent events: *parallelization primitives* called *fork* and *join*. This model is inspired by classical parallel programming, but has streaming-specific semantics which describes how a partially ordered input stream is decomposed for parallel processing.

Given a DGS specification, the main technical challenge is to generate a synchronization plan, which corresponds to a concrete implementation, that is both *correct* and *efficient*. More precisely, the challenge lies in ensuring that a derived implementation correctly enforces the specified dependence relation on the input. To achieve correctness, we formalize: (i) a set of conditions that ensure that a specification is consistent, and (ii) a notion of *S-valid* synchronization plans, i.e., plans that are well-typed with respect to a given specification *S*. To achieve efficiency, we design the framework so that correctness is independent of *which* synchronization plan is chosen. This means that a pluggable optimizing component can be used to search for an efficient synchronization plan out of the set of *S-valid* plans without jeopardizing correctness. We tie everything together by proving that the end-to-end system is correct, that is, any concrete implementation that corresponds to an *S-valid* plan is equivalent to a specification *S* that satisfies the consistency conditions.

In order to evaluate DGS, we perform a set of experiments to investigate the data parallelism limitations of Flink [Carbone et al. 2015]—a representative high-performance stream processing

system—and Timely Dataflow [Murray et al. 2013]—a representative system with iterative computation. We show that these limits can be partly overcome by manually implementing synchronization. However, this comes at a cost: the code has to be specialized to the number of parallel nodes and similar implementation details, forcing the user to sacrifice the desirable benefit of *platform independence*. We then develop DGSStream, an end-to-end prototype that implements DGS in Erlang [Armstrong et al. 1993], and show that it can automatically produce scalable implementations (through generating synchronization plans from the specification) independent of parallelism. Finally, we show that our prototype can be used to program realistic applications using two case studies. We show that it has comparable performance to handcrafted reference implementations, and the effort required—as measured by lines of code—to achieve parallelism is minimal compared to a sequential implementation.

In summary, we make the following contributions:

- *DGS*: a novel programming model for specifying parallel streaming computations that require synchronization and allows viewing input streams as partially ordered sets of events. (Section 3)
- *Synchronization plans*: a tree-based execution model for parallel streaming computations that require synchronization, a framework for generating a synchronization plan given a DGS specification, a prototype implementation, and an end-to-end proof of correctness. (Section 4)
- An evaluation that demonstrates: (i) the throughput limits of automatically scaling computations on examples which require synchronization in Flink and Timely; (ii) the throughput and scalability benefits achieved by synchronization plans over such automatically scaling computations; and (iii) the benefits of DGS for synchronization-centered applications and feasibility of programming realistic case studies. (Sections 5 and 6).

2 OVERVIEW

2.1 Background

Data parallelism in systems that are based on the dataflow model is usually achieved using sharding, i.e. replicating parts of the dataflow graph in different parallel instances and then partitioning the inputs and sending each partition to a different shard. Sharding enables data parallelism in many computations: stateless ones where all events can be processed independently (e.g. a map that multiplies each input by a constant number), and key-based computations where dependencies only occur between events with the same key (e.g. a streaming join where events are joined when they have the same value in one of their fields). Such operations are very common in practice, and therefore sharding is a convenient way for developers to achieve data parallelism without having to think about how computations are parallelized.

To understand when sharding works and when it doesn't, we can visualize a distributed computation as a *space-time* diagram (Fig. 1), where different rows are different shards of a streaming operator, and events along a row are atomic operations performed by that shard. A *dependency* between e_1 and e_2 exists when the processing of event e_2 depends on the result of processing event e_1 , and a *cross-dependency* is a dependency between events e_1 and e_2 in different shards. Then for a map operation, there are no dependencies, and for a keyed operation, there are no cross-dependencies. However, there are computations where the input events cannot be partitioned in a way which avoids cross-partition dependencies and therefore cannot be parallelized by sharding alone.

2.2 Motivating Application

Fraud detection. Suppose there are two types of input events: bank transactions and fraud detection rules that are used to flag some transactions as fraudulent. Bank transactions are continuously

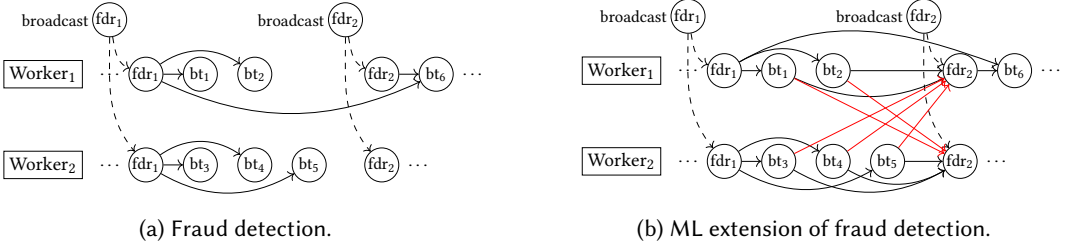


Fig. 1. Illustration of an execution of two fraud detection examples and the event dependencies. Time progresses from left to right, different rows represent different parallel workers, circles represent processing of events, dashed edges represent broadcasting an event, black edges represent dependencies, and red edges represent dependencies across parallel instances.

input in the system with high rate while new fraud detection rules arrive infrequently. An example of a new rule would be the addition of a specific account to an index of suspicious accounts. There is no way to partition inputs while avoiding cross-partition dependencies since all events (both transactions and rules) depend on previous rule events. Still, if the rate of bank transaction events becomes a bottleneck (and fraud detection rule events happen rarely) it would be beneficial to parallelize the processing of bank transaction events.

One of the solutions that has been used to achieve data parallelism in such computations involves extending the dataflow model with a *broadcast* pattern that allows sending some input events to *all* parallel shards (and partitioning the rest of the events as usual). An example execution of the above computation that utilized the broadcast pattern is shown in Figure 1a. By broadcasting the fraud detection rule events, a parallel implementation is achieved without requiring cross-instance communication between the parallel instances since dependencies are contained in a single shard. However, as we see below, this solution does not generalize to more complex dependencies.

Fraud detection with a machine learning (ML) extension. Consider a simple extension of the above application that is inspired by today’s ML workflows. In addition to user-input fraud detection rules, the extended application also trains a model in an unsupervised way using previously seen transactions. To achieve that the application keeps a sketch of previously seen bank transaction events. When a new fraud detection rule arrives, it aggregates the sketches and uses them to retrain the global fraud detection model. As shown in Figure 1b, this introduces dependencies across shards as the model retraining on rule events depends on all the previous bank transactions (even after broadcasting the rules), requiring communication between shards.

Unfortunately, standard ways of achieving data parallelism do not support computations with such cyclic dependencies, leaving the user with two unsatisfying solutions. They can either accept this shortcoming and execute their computations with restricted parallelism—introducing a throughput bottleneck in their application, or they can manually implement the required synchronization using low level external synchronization mechanisms (e.g. a key-value store with strong consistency guarantees). This is error prone and, more importantly, violates the implicit assumptions about the usage of streaming APIs possibly leading to bugs and erroneous behaviors.

2.3 Solution Architecture

Our solution can achieve data parallelism for the extended fraud detection application through the architecture summarized in Figure 2. The two primary abstractions (shown in blue) encode the required complex synchronization requirements at different levels of abstractions: the DGS

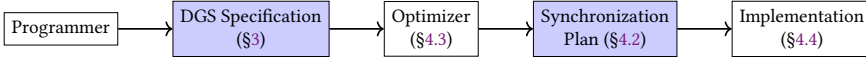


Fig. 2. Architecture of the end-to-end DGS framework.

specification describes the computation and input dependencies in a platform-independent manner, and synchronization plans express the synchronization between processes at the implementation level, as communications between a hierarchically structured tree of processes.

The DGS specification is split in three parts. First, the user needs to provide a sequential implementation of the program, where the input is assumed to arrive in order and one event at a time. The sequential implementation consists of a stateful update function that can output events and update its state every time an input event is processed. For the fraud detection example, the update function would process bank transactions by checking if they are fraudulent and by constructing a sketch of the previously seen transactions, and fraud detection rules by using the sketch of previously seen transactions and the new rule to update the statistical fraud model. Second, the user provides a dependence relation that indicates the input events for which the processing order must be preserved, inducing a partial order on input events. For the current example, the user would simply indicate that fraud detection rule events depend on all other events. The final part of a specification consists of primitives that describe how to *fork* the state into two independent copies to allow for parallel processing and how to *join* two states when synchronization is required. These primitives abstractly represent splitting the computation into independent computations and merging the results, and are not tied to a specific implementation.

Given a DGS specification, the mapping to the synchronization plan in our architecture is given by a pluggable optimization component, which picks a synchronization plan based on information about the target execution environment, e.g. the number of processing workers and the location of the input streams. All of the induced plans are shown to be correct with respect to the sequential specification, so the optimizer is free to pick any of them without endangering correctness. As a starting point, we have developed a simple optimizer that tries to minimize the number of messages exchanged between different workers using information about the execution environment and the input streams. As a final step, the synchronization plan abstraction is deployed by the runtime system, which among other implementation details enforces the ordering of input events based on input dependencies, and is implemented in our DGSStream prototype.

3 DEPENDENCY-GUIDED SYNCHRONIZATION

A DGS specification consists of three components: a *sequential specification*, a *dependence relation* on input events to enforce synchronization, and *fork* and *join* parallelization primitives. In Section 3.3 we define specification *consistency*, which are requirements on the *fork* and *join* functions to ensure that any parallelized implementation generated from the specification is equivalent to the sequential one. As specifications are given programmatically, we also refer to DGS as a *programming model* and to specifications as *programs*.

3.1 Specifications

For a simple but illustrative example, suppose that we want to implement a stream processing application that simulates a map from keys to counters, in which there are two types of input events: *increment* events, denoted $i(k)$, and *read-reset* events, denoted $r(k)$, where each event has an associated key k . On each increment event, the counter associated with that key should be increased by one, and on each read-reset event, the current value of the counter should be produced as output, and then the counter should be reset to zero. The “type” of an input event is called its

```

// Types
Key = Integer
Tag = i(Key) | r(Key)
Payload = ()
Event = (Tag, Payload)
State = Map(Key, Integer)

// Dependence Relation
dependencies: (Tag, Tag) -> Bool
dependencies(r(k1), r(k2)) = k1 == k2
dependencies(r(k1), i(k2)) = k1 == k2
dependencies(i(k1), r(k2)) = k1 == k2
dependencies(i(k1), i(k2)) = false

// Fork and Join
fork: (State, Tag -> Bool, Tag -> Bool) -> (State, State)
fork(s, pred1, pred2) =
  s1 = init(); s2 = init() // two forked states
  for k in keys(s):
    if pred1(r(k)):
      s1[k] = s[k]
    else: // pred2(r(k)) OR r(k) in neither
      s2[k] = s[k]
  return (s1, s2)
join: (State, State) -> State
join(s1, s2) =
  for k in keys(s2):
    s1[k] = s1[k] + s2[k]
  return s1

// Sequential Implementation
init: () -> State
init() =
  return emptyMap()
update: (State, Event) -> State
update(s, (i(k), ())) =
  s[k] = s[k] + 1;
  return s
update(s, (r(k), ())) =
  output s[k];
  s[k] = 0;
  return s

```

Fig. 3. Specification in DGS of a map from keys to counters, which can process increment operations $i(k)$ and read-reset operations $r(k)$ for each key k . Erlang syntax has been edited for readability. We use $s[k]$ as shorthand for getting key k from the map or the default value 0 if it is not present.

tag, and in this example there are two tags. An input event may also carry a *payload* of data that is not used for parallelization. In this example all events have an empty payload.

Sequential specification. In our programming model, the user first provides a sequential implementation of the desired computation. A pseudocode version of the sequential specification for the example above is shown in Figure 3 (left). It consists of (i) the state type *State*, i.e. the map from keys to counters, (ii) the initial value of the state *init*, i.e. 0 for all keys, and (iii) a function *update*, which contains the logic for processing input events. Conceptually, the sequential specification describes how to process the data assuming it was all combined into a single sequential stream (e.g., sorted by system timestamp). For example, if the input stream consists of the events $i(1)$, $i(2)$, $r(1)$, $i(2)$, $r(1)$, then the output would be 1 followed by 0, produced by the two $r(1)$ (read-reset) events.

Dependence relation. To parallelize a sequential computation, the user needs to provide a dependence relation which encodes which events are independent, and thus can be processed in parallel, and which events are dependent, and therefore require synchronization. The dependence relation abstractly captures all the dependency patterns that appear in an application, inducing a partial order on input events. In this example, there are two forms of independence we want to expose. To begin with, *parallelization by key* is possible: the counter map could be partitioned so that events corresponding to different sets of keys are processed independently. Moreover, *parallelizing increments* on the counter of the same key is also possible. In particular, different sets of increments for the same key can be processed independently; we only need to aggregate the independent counts when a read-reset operation arrives. On the other hand, read-reset events are

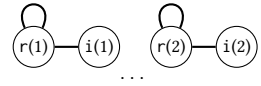


Fig. 4. The *dependencies* relation from Figure 3 visualized as a graph, with 2 keys shown. Edges enforce synchronization requirements, while non-edges expose parallelism.

synchronizing for a particular key; their output is affected by the processing of increments as well as other read-reset events of that key.

We capture this combination of parallelization and synchronization requirements by defining the dependence relation `dependencies` in Figure 3, which is also visualized in Figure 4. In the specification, the set of tags may be *symbolic* (infinite): here `Tag` is parameterized by an integer `Key`. To allow for this, the dependence relation is formally a *predicate* on pairs of tags, and is given programmatically as a function from pairs of `Tag` to `Bool`. For example, `dependencies(r(k1), r(k2))` (one of four cases) is given symbolically as equality comparison of keys, `k1 == k2`. The dependence relation should also be *symmetric*, i.e. `e1` is in `dependencies(e2)` if and only if `e2` is in `dependencies(e1)`.

Parallelization primitives: fork and join. While the dependence relation indicates the possibility of parallelization, it does not provide a mechanism for parallelizing state. The parallelization is specified using a pair of functions to *fork* one state into two, and to *join* two states into one. The fork function additionally takes as input two predicates of tags, such that the two predicates are *independent* (but not necessarily disjoint): every tag satisfying `pred1` is independent of every tag satisfying `pred2`. The contract is that after the state is forked into two independent states, each state will then *only be updated using events from the given set of tags*. A fork-join specification for our example is shown in Fig. 3. The *join* function simply adds up the counts for each key to form the combined state. The *fork* function has to decide, for each key, which forked state to send the count to. Since read-reset operations `r(k)` are synchronizing and require knowing the total count, it does this by checking which forked state is responsible for processing read-reset operations, if any.

It is necessary that the *fork* function have the predicates `pred1` and `pred2` as input, as otherwise we would not know how to partition the state `s` in case of *parallelization by key*. For example, if `pred1` contains all events of key 1 and `pred2` contains all events of key 2, then we need to propagate the count `s[1]` to the first forked state and the count `s[2]` to the second forked state. However, it is also possible that `pred1` and `pred2` are *not* disjoint, which is necessary to accommodate *parallelization by increment*. For example, `pred1` and `pred2` may both contain `i(3)` events. This is the reason that we include both `pred1` and `pred2`, even though only `pred1` is used in our example. Fortunately in this case, the independence requirement guarantees that neither forked state will be responsible for `r(3)` events (as `r(3)` is dependent on `i(3)`); in particular, neither forked state will be required to produce output for key 3. Therefore, we can choose to propagate the count `s[3]` to either state, knowing that the two forked counts will later be added back together in *join*. This illustrates that the fork function's input can indicate either a partitioning of input events, or parallelization on events on the same tag (or a combination of these across different keys).

3.2 Formal Definition

A DGS specification can be more general than we have discussed so far, because we allow for multiple *state types*, instead of just one. The initial state must be of a certain type, but forks and joins can convert from one state type to another: for example, forking a pair into its two components. Additionally, each state type can come with a *predicate* which restricts the allowed tags processed by a state of that type. The complete programming model is summarized in the following definition.

Definition 3.1 (DGS Specification). Let `Pred(T)` be a given type of *predicates* on a type `T`, where predicates denote functions `T -> Bool`. A specification consists of the following components:

- (1) A type of input events `Event = (Tag, Payload)`, where `Tag` is a type of tags.
- (2) The dependence relation `dependencies: Pred(Tag, Tag)`, which is symmetric: `dependencies(tag1, tag2)` iff `dependencies(tag2, tag1)`.
- (3) A type for output events `Out`.
- (4) Finitely many state types `State_0, State_1`, etc.

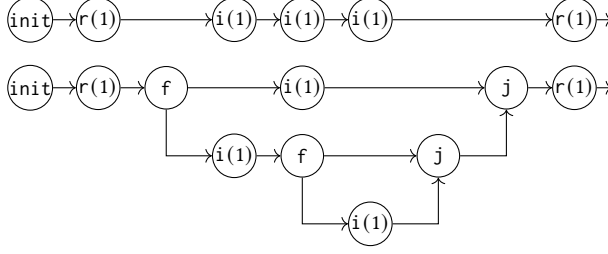


Fig. 5. Example of a sequential and parallel execution of the program in Fig. 3 on the input stream $r(1), i(1), i(1), i(1), r(1)$. Here $k = 1$ is a key, and f and j denote fork and join functions. **Top:** Sequential execution: each item of the input stream is processed as an update to a global state. **Bottom:** One possible parallel execution: in between some updates, the state is forked or joined, and i events are processed as independent updates to one of the forked states.

- (5) For each state type State_i , a predicate pred_i : $\text{Pred}(\text{Tag})$ — this specifies which input values this type of state can process — where $\text{pred}_0 = \text{true}$.
- (6) A sequential implementation, consisting of a single initial state init : State_0 and for each state type State_i , a function update_i : $(\text{State}_i, \text{Event}) \rightarrow \text{State}_i$. The update also produces zero or more outputs, given formally by a function out_i : $(\text{State}_i, \text{Event}) \rightarrow \text{List}(\text{Out})$.
- (7) Any number of parallelization primitives, where each is either a *fork* or a *join*. A fork function has type $(\text{State}_i, \text{Pred}(\text{Tag}), \text{Pred}(\text{Tag})) \rightarrow (\text{State}_j, \text{State}_k)$, and a join function has type $(\text{State}_j, \text{State}_k) \rightarrow \text{State}_i$, for some i, j, k .

The semantics of a specification can be visualized using wire diagrams, as in Figure 5. Computation proceeds from left to right. Each wire is associated with (i) a state (of type State_i for some i) and (ii) a predicate on tags (of type $\text{Pred}(\text{Tag})$) which restricts the input events that this wire can process. Input events are processed as updates to the state, which means they take one input wire and produce one output wire, while forks take one input wire and produce two, and joins take two input wires and produce one. Notice that the same updates are present in both sequential and parallel executions. It is guaranteed in the parallel execution that *fork and join come in pairs*, like matched parentheses. Each predicate on tags that is given as input to the *fork* function indicates the set of input events that can be processed along one of the outgoing wires. Additionally, we require that updates on parallel wires must be on independent tags. In the example, the wire is forked into two parts and then forked again, and all three resulting wires process $i(1)$ events. Note that $r(1)$ events cannot be processed at that time because they are dependent on $i(1)$ events. More specifically, we require that the predicate at each wire of type State_i implies pred_i , and that after each *fork* call, the predicates at each resulting wire denote independent sets of tags. This semantics is formalized in the following definition.

Definition 3.2 (DGS Semantics). A wire is a triple $\langle \text{State}_i, \text{pred}, s \rangle$, where State_i is a state type, s : State_i , and pred : $\text{Pred}(\text{Tag})$ is a predicate of allowed tags, such that pred implies pred_i . We give the semantics of a specification through an inductively defined relation, which we denote $\langle \text{State}, \text{pred}, s \rangle \xrightarrow[u]{u} \langle \text{State}, \text{pred}, s' \rangle$, where $\langle \text{State}, \text{pred}, s \rangle$ and $\langle \text{State}, \text{pred}, s' \rangle$ are the starting and ending wires (with the same state type and predicate), u : $\text{List}(\text{Event})$ is an input stream, and v : $\text{List}(\text{Out})$ is an output stream. Let $l_1 + l_2$ be list concatenation, and define $\text{inter}(l_1, l_2)$ if l is some interleaving of l_1 and l_2 . For e_1, e_2 : Event , let $\text{indep}(e_1, e_2)$ denote that e_1 and e_2 are not dependent, i.e. $\text{not}(\text{dependencies}(\text{fst}(e_1), \text{fst}(e_2)))$. There are two base cases and two inductive cases.

- (Emp) For any **State**, pred , and s , $\langle \text{State}, \text{pred}, s \rangle \xrightarrow{\begin{smallmatrix} \square \\ \square \end{smallmatrix}} \langle \text{State}, \text{pred}, s \rangle$.
- (Upd) For any **State**, pred , s , and any e : **Event**, if the tag of e satisfies pred , i.e. $\text{pred}(\text{fst}(e))$, then $\langle \text{State}, \text{pred}, s \rangle \xrightarrow[\text{out}(s, e)]{[e]} \langle \text{State}, \text{pred}, \text{update}(s, e) \rangle$.
- (Seq) For any **State**, pred , s , s' , s'' , u , v , u' , and v' , if $\langle \text{State}, \text{pred}, s \rangle \xrightarrow{u} \langle \text{State}, \text{pred}, s' \rangle$ and $\langle \text{State}, \text{pred}, s' \rangle \xrightarrow{u'} \langle \text{State}, \text{pred}, s'' \rangle$, then $\langle \text{State}, \text{pred}, s \rangle \xrightarrow{u + u'}{v + v'} \langle \text{State}, \text{pred}, s'' \rangle$.
- (Par) Lastly, for any **State**, **State1**, **State2**, pred , pred1 , pred2 , s , $s1'$, $s2'$, u , $u1$, $u2$, v , $v1$, $v2$, **fork**, and **join**, suppose that (the conjunction) $\text{pred1}(e1)$ and $\text{pred2}(e2)$ implies $\text{indep}(e1, e2)$, pred1 implies pred , and pred2 implies pred . Let $\text{fork}(s, \text{pred1}, \text{pred2}) = (s1, s2)$ and $\text{join}(s1', s2') = s'$, and suppose that $\text{inter}(u, u1, u2)$ and $\text{inter}(v, v1, v2)$. If $\langle \text{State1}, \text{pred1}, s1 \rangle \xrightarrow{u1} \langle \text{State1}, \text{pred1}, s1' \rangle$ and $\langle \text{State2}, \text{pred2}, s2 \rangle \xrightarrow{u2} \langle \text{State2}, \text{pred2}, s2' \rangle$ then $\langle \text{State}, \text{pred}, s \rangle \xrightarrow{u} \langle \text{State}, \text{pred}, s' \rangle$.

The *semantics* $\llbracket S \rrbracket$ of the specification S is the set of pairs (u, v) of an input stream u and an output stream v such that $\langle \text{State_0}, \text{true}, \text{init} \rangle \xrightarrow{u} \langle \text{State_0}, \text{true}, s' \rangle$ for some final state s' .

3.3 Consistency of Specifications

Any parallel execution is guaranteed to preserve the sequential semantics, i.e. processing all input events *in order* using the **update** function, as long as the following *consistency conditions* are satisfied. The sufficiency of these conditions is shown in Theorem 3.4, which states that *consistency implies determinism up to output reordering*. This is a key step in the end-to-end proof of correctness in Section 4.5. Consistency can be thought of as analogous to the commutativity and associativity requirements for a MapReduce program to have deterministic output [Dean and Ghemawat 2008]: just as with MapReduce programs, the implementation does *not* assume the conditions are satisfied, but if not the semantics will be dependent on how the computation is parallelized.

Let us briefly illustrate the consistency conditions for our running example (Figure 3). If e is an increment event, then condition (C1) captures the fact that counting can be done in parallel: it reduces to $s1[k] + s2[k] + 1 = (s1[k] + 1) + s2[k]$. Condition (C2) captures the fact that we preserve total count across states when forking: it reduces to $s[k] + 0 = s[k]$. Condition (C3) would not be valid for *general* events $e1, e2$, because a read-reset event does not commute with an increment of the same key ($s[k] + 1 \neq s[k]$), hence the restriction that $\text{indep}(e1, e2)$. Finally, one might think that a variant of (C1) should hold for **fork** in addition to **join**, but this turns out not to be the case: for example, starting from $s[k] = 100$, an increment followed by a fork might yield the pair of counts $(101, 0)$, while a fork followed by an increment might yield $(100, 1)$. It turns out however that commutativity only with joins, and not with forks, is enough to imply Theorem 3.4.

Definition 3.3 (Consistency). A specification is *consistent* if the following equations always hold:

$$\text{join}(\text{update}(s1, e), s2) = \text{update}(\text{join}(s1, s2), e) \quad (\text{C1})$$

$$\text{join}(\text{fork}(s, \text{pred1}, \text{pred2})) = s \quad (\text{C2})$$

$$\text{update}(\text{update}(s, e1), e2) = \text{update}(\text{update}(s, e2), e1). \quad (\text{C3})$$

Equation (C1) is over all join functions $\text{join}: (\text{State_j}, \text{State_k}) \rightarrow \text{State_i}$, events e : **Event** such that $\text{pred_i}(e)$ and $\text{pred_j}(e)$, and states $s1$: **State_j**, $s2$: **State_k**, where **update** denotes the update function on the appropriate type. Additionally the corresponding output on both sides must be the same: $\text{out}(s1, e) = \text{out}(\text{join}(s1, s2))$. Equation (C2) is over all fork functions $\text{fork}: (\text{State_i}, \text{Pred}(\text{Tag}), \text{Pred}(\text{Tag})) \rightarrow (\text{State_j}, \text{State_k})$ join functions $\text{join}: (\text{State_j}, \text{State_k}) \rightarrow \text{State_i}$, states s : **State_i**,

and predicates pred_1 and pred_2 . Equation (C3) is over all state types State_i , states s : State_i , and *independent* events $\text{indep}(e_1, e_2)$ such that $\text{pred}_i(e_1)$ and $\text{pred}_i(e_2)$. As with (C1), we also require that the outputs agree: $\text{out}(s, e_1) + \text{out}(\text{update}(s, e_1), e_2) = \text{out}(\text{update}(s, e_2), e_1) + \text{out}(s, e_2)$.

THEOREM 3.4. *If S is consistent, then S is deterministic up to output reordering: that is, for all $(u, v) \in \llbracket S \rrbracket$, $\text{set}(v) = \text{set}(\text{spec}(u))$.*

PROOF. We show by induction on the semantics in Definition 3.2 that every wire diagram is equivalent (up to output reordering) to the sequential sequence of updates. The (Seq) inductive step is direct by associativity of function composition on the left and right sequence of updates (no commutativity of updates is required). For the (Par) inductive step, we replace the two parallel wires with sequential wires, then apply (C1) repeatedly on the last output to move it outside of the parallel wires, then finally apply (C2) to reduce the now trivial parallel wires to a single wire. \square

4 SYNCHRONIZATION PLANS

In this section we describe *synchronization plans*, which represent streaming program implementations, and our framework for generating them from the given DGS specification in Section 3. Generation of an implementation can be conceptually split in two parts, the first ensuring correctness and the second affecting performance. First a specification S induces a set of *S-valid*, i.e. correct with respect to it, synchronization plans. Choosing one of those plans is then an independent optimization problem that does not affect correctness and can be delegated to a separate optimization component (Section 4.3). Finally, the workers in synchronization plans need to process some incoming events in order while some can be processed out of order (depending on the dependence relation). We propose a selective reordering technique (Section 4.4) that can be used in tandem with heartbeats to address this ordering issue. We tie everything together by providing an end-to-end proof that the implementation is correct with respect to a consistent specification S (and importantly, independent of the synchronization plan chosen as long as it is S -valid) in Section 4.5. Before describing the separate framework components, we first articulate the necessary underlying assumptions about input streams in Section 4.1.

4.1 Preliminaries

In our model the input is partitioned in some number of input streams that could be distributed, i.e. produced at different locations. We assume that the implementation has access to *some* ordering relation O on pairs of input events (also denoted $<_O$), and the order of events is increasing along each input stream. This is necessary for cases where the *user-written* specification requires that events arriving in different streams are dependent, since it allows the implementation to have progress and process these dependent events in order. Concretely, in our setting O is implemented using *event timestamps*. Note that these timestamps do not need to correspond to real time, if this is not required by the application. In cases where real-time timestamps are required, this can be achieved with well-synchronized clocks, as has been done in other systems, e.g. Google Spanner [Corbett et al. 2013].

Each event in each input stream is given by a triple $\langle \sigma, ts, v \rangle$, containing an *implementation tag* $\sigma \in \text{ITag}$, a timestamp ts , and its payload v . Each implementation tag corresponds to one or more tags in the specification in Section 3, but is also augmented with an identifier of the input stream. This ensures that each implementation tag is unique to a particular input stream, while a tag can appear in multiple streams (in all of the streams with a corresponding implementation tag). To simplify the presentation in this section, we assume that the set of implementation tags is finite, and this is also currently required in our prototype implementation. A dependence relation *dependencies*

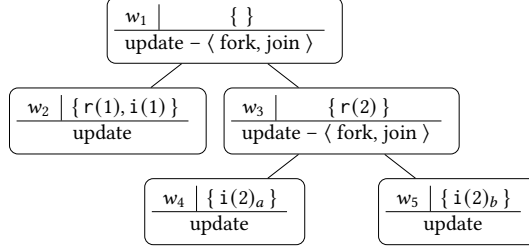


Fig. 6. Example synchronization plan derived from the specification in Figure 3 for two keys $k = 2$ and five input streams $r(1), i(1), r(2), i(2)_a, i(2)_b$. Implementation tags $i(2)_a, i(2)_b$ both correspond to the tag $i(2)$ but are separate because they arrive in different input streams. Each node contains the set of implementation tags that it is responsible for, an update function, and a pair of fork-join functions if it has children.

straightforwardly lifts from tags in the specification to predicates over tags and to implementation tags $D_I \subseteq \text{ITag} \times \text{ITag}$.

4.2 Synchronization Plans

Synchronization plans are binary tree structures that encode (i) parallelism: each node of the tree represents a sequential thread of computation that processes input events; and (ii) synchronization: parents have to synchronize with their children to process an event. Synchronization plans are inspired by prior work on concurrency models including fork-join concurrency [Frigo et al. 1998; Lea 2000] and CSP [Hoare 1978]. An example synchronization plan for the specification in Figure 3 is shown in Figure 6. Each node has an id w_i , contains the set of implementation tags that it is responsible for, a state type (which is omitted here since there is only one state type `State`), and a triple of update, fork, join functions. Note that a node is responsible to process events from its set of implementation tags, but can potentially handle all the implementation tags of its children. The leaves of the tree can process events independently without blocking, while parent nodes can only process an input event if their children states are joined. Nodes without a ancestor-descendant relationship do not directly communicate, but instead learn about each other when their common ancestor joins and forks back the state.

Definition 4.1 (Synchronization Plans). Given a specification S , a synchronization plan is a pair $(\overline{w}, \text{par})$, which includes a set of workers $\overline{w} = \{w_1, \dots, w_N\}$, where $w_i \in W$, together with a parent relation $\text{par} \subseteq W \times W$, the transitive closure of which is an ancestor relation denoted as $\text{anc} \subseteq W \times W$. Workers have three components: (i) a state type $w.\text{state}$ which references one of the state types of S , (ii) a set of implementation tags $w.\text{itags}$ that the worker is responsible for, and (iii) an update $w.\text{update}$ and possibly a fork-join pair $w.\text{fork}$ and $w.\text{join}$ if it has children.

We now define what it means for a synchronization plan to be *S-valid*. Intuitively, an *S-valid* plan is well-typed with respect to specification S , and the workers that do not have an ancestor-descendant relationship should handle independent and disjoint implementation tags. *S-validity* is checked syntactically by our framework and is a necessary requirement to ensure that the generated implementation is correct (see Section 4.5).

Definition 4.2 (S-valid). Formally, an *S-valid* plan has to satisfy the following syntactic properties: (V1) The state `State_i` = $w.\text{state}$ of each worker w should be consistent with its update-fork-join triple and its implementation tags. The update must be defined on the node state type, i.e., $w.\text{update} : (\text{State}_i, \text{Event}) \rightarrow \text{State}_i, \text{State}_i$ should be able to handle the specification tags corresponding to $w.\text{itags}$, and the fork-join pair should be defined for the state types of the node and its children.

(V2) Each pair of nodes that do not have an ancestor-descendant relation, should handle pairwise independent and disjoint implementation tag sets, i.e., $\forall w, w' \in \text{anc}(w, w'), w.\text{itags} \cap w'.\text{itags} = \emptyset$.

As an example, the synchronization plan shown in Figure 6 satisfies both properties; there is only one state type that handles all tags and implementation tag sets are disjoint for ancestor-descendants. The second property (V2) represents the main idea behind our execution model; independent events can be processed by different workers without communication. Intuitively, in the example in Figure 6, by assigning the responsibility for handling tag $r(2)$ to node w_3 , its children can independently process tags $i(2)_a, i(2)_b$ that are dependent on $r(2)$.

4.3 Optimization Problem

As described in the previous section, a set of S -valid synchronization plans can be derived from a DGS specification S . This decouples the optimization problem of finding a well-performing implementation, allowing it to be addressed by an independent optimizer, which takes as input a description of the available computer nodes and the input streams. This design means that different optimizers could be implemented for different performance metrics (e.g. throughput, latency, network load, energy consumption).

The design space for optimizers is vast and thoroughly exploring it is outside of the scope of this work. For evaluation purpose, we have implemented an optimizer based on a simple heuristic: it tries to generate a synchronization plan with a separate worker for each input stream, and then tries to place these workers in a way that minimizes communication between them. This optimizer assumes a network of computer nodes and takes as input estimates of the input rates at each computer node. It searches for an S -valid synchronization plan that maximizes the number of events that are processed by leaves; since leaves can process events independently without blocking. The optimizer first uses a greedy algorithm that generates a graph of implementation tags (where the edges are dependencies) and iteratively removes the implementation tags with the lowest rate until it ends up with at least two disconnected components.

Example 4.3. For an example optimization run, consider Figure 6, and suppose that $r(2)$ has a rate of 10 and arrives at node E_0 , $r(1)$, $i(1)$ have rates of 15 and 100 respectively and arrive at node E_1 , $i(2)_a$ has rate 200 and arrives at node E_2 , and $i(2)_b$ has rate 300 and arrives at node E_3 . Since events of different keys are independent, there are two connected components in the initial graph—one for each key. The optimizer starts by separating them into two subtrees. It then recurses on each disconnected component, until there is no implementation tag left, ending up with the tree structure shown in Figure 6. Finally, the optimizer exhaustively tries to match this implementation tag tree, with a sequence of forks, in order to produce a valid synchronization plan annotated with state types, updates, forks, and joins. This generates the implementation in Figure 7.

4.4 Implementation

Each node of the synchronization plan can be separated into two components: an event processing component that is responsible for computation via executing `update`, `fork`, and `join` calls; and a mailbox component that is responsible for enforcing ordering requirements and synchronization.

Event Processing. The worker processes execute the `update`, `fork`, and `join` functions associated with the tree node. Whenever a worker is handed a message by its mailbox, it first checks if it has any active children, and if so, it sends them a join request and waits until it receives their responses. After receiving these responses, it executes the join function to combine their states, executes the update function on the received event, and then executes the fork function on the new state, and

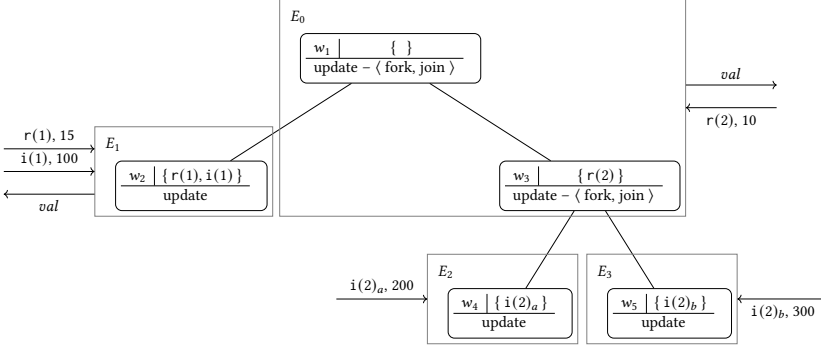


Fig. 7. Example distributed implementation generated in Example 4.3. The large gray rectangles E_0 , E_1 , E_2 , E_3 represent physical nodes and the incoming arrows represent input streams and their relative rates.

sends the resulting states to its children. In contrast, a leaf worker just executes the update function on the received event.

Event Reordering. The mailbox of each worker ensures that it processes incoming dependent events in the correct order by implementing the following selective reordering procedure. Each mailbox contains an event buffer and a timer for each implementation tag. The buffer holds the events of a specific tag in increasing order of timestamps and the timer indicates the latest timestamp that has been encountered for each tag. When a mailbox receives an event $\langle \sigma, ts, v \rangle$ (or a join request), it follows the procedure described below. It first inserts it in the corresponding buffer and updates the timer for σ to the new timestamp ts . It then initiates a cascading process of releasing events with tags σ' that depend on σ . During that process all dependent tags σ' are added to a dependent tag workset, and the buffer of each tag in the workset is checked for potential events to release. An event $e = \langle \sigma, ts, v \rangle$ can be released to the worker process if two conditions hold. The timers of its dependent tags are higher than the timestamp ts of the event (which means that the mailbox has already seen all dependent events up to ts , making it safe to release e), and the earliest event in each buffer that σ depends on should have a timestamp $ts' > ts$ (so that events are processed in order). Whenever an event with tag σ is released, all its dependent tags are added to the workset and this process recurses until the tag workset is empty.

Heartbeats. As discussed in Section 4.1, a dependence between two implementation tags σ_1 and σ_2 requires the implementation to process any event $\langle \sigma_1, t_i, v_i \rangle$ after processing all events $\langle \sigma_2, t_j, v_j \rangle$ with $t_j \leq t_i$. However, with the current assumptions on the input streams, a mailbox has to wait until it receives the earliest event $\langle \sigma_2, t_j, v_j \rangle$ with $t_j > t_i$, which could arbitrarily delay event processing. We address this issue with *heartbeat* events, which are system events that represent the absence of events on a stream. These are commonly used in other systems under different names, e.g. heartbeats [Johnson et al. 2005], punctuation [Tucker et al. 2003], watermarks [Carbone et al. 2015], or pulses [Schneider et al. 2015]. Heartbeats are generated periodically by the stream producers, and are interleaved together with standard events of input streams. When a heartbeat event $\langle \sigma, t \rangle$ first enters the system, it is broadcast to all the worker processes that are descendants of the worker that is responsible for tag σ . Each mailbox that receives the heartbeat updates its timers and clears its buffers as if it has received an event of $\langle \sigma, t, v \rangle$ without adding the heartbeat to the buffer to be released to the worker process.

The latency (and overall performance) of the system directly depends on the rate of heartbeats for each tag. More precisely, the latency associated with an event cannot be lower than the period

(1/rate) of all the streams that it depends on. However, higher heartbeat rates also negatively affect throughput (c.f. Section 5) and network load (c.f. Appendix A.1).

4.5 Proof of Correctness

We show that *any* implementation produced by the end-to-end framework is correct according to the semantics of the programming model. First, Definition 4.4 formalizes the assumptions about the input streams outlined in Section 4.1, and Definition 4.5 defines what it means for an implementation to be correct with respect to a sequential specification. Our definition is inspired by the classical definitions of distributed correctness based on observational trace semantics (e.g., [Lynch 1996]). However, we focus on how to interpret the independent input streams as a sequential input, in order to model possibly synchronizing and order-dependent stream processing computations.

Definition 4.4. A *valid input instance* consists of k input streams (finite sequences) u_1, u_2, \dots, u_k of type `List(Event | Heartbeat)`, and an order relation O on input events and heartbeats, with the following properties. (1) *Monotonicity*: for all i , u_i is in strictly increasing order according to $<_O$. (2) *Progress*: for all i , for each input event (non-heartbeat) x in u_i , for every other stream j there exists an event or heartbeat y in u_j such that $x <_O y$.

Given a DGS specification S , the *sequential specification* is a function $\text{spec} : \text{List}(\text{Event}) \rightarrow \text{List}(\text{Out})$, obtained by applying only `update` functions and no `fork` and `join` calls. The output specified by spec is produced incrementally (or *monotonically*): if u is a prefix of u' , then $\text{spec}(u)$ is a subset of $\text{spec}(u')$. Define the *sort* function $\text{sort}_O : \text{List}(\text{List}(\text{Event} | \text{Heartbeat})) \rightarrow \text{List}(\text{Event})$ which takes k sorted input event streams and sorts them into one sequential stream, according to the total order relation O , and drops heartbeat events.

Definition 4.5. Given a sequential specification $\text{spec} : \text{List}(\text{Event}) \rightarrow \text{List}(\text{Out})$, a distributed implementation is *correct* with respect to spec if for every valid input instance O, u_1, \dots, u_k , the set of outputs produced by the implementation is equal to $\text{set}(\text{spec}(\text{sort}_O(u_1, \dots, u_k)))$.

We show that our framework is correct according to Definition 4.5. The key assumptions used are:

- (1) The specification given by the programmer is consistent, as defined in Section 3.3.
- (2) The input streams constitute a valid input instance, as defined in Definition 4.4.
- (3) The synchronization plan that is chosen by the optimizer is valid, as defined in Section 4.2.
- (4) Messages that are sent between two processes in the system arrive in order and are always received. This last assumption is ensured by the Erlang runtime.

The proof decomposes the implementation into the mailbox implementations and the worker implementations, which are both sets of processes that given a set of input streams produce a set of output streams. We first show that the mailboxes transform a valid input instance to a worker input that is correct up to reordering of independent events. Then we show that given a valid worker input, the workers processes' collective output is correct. The second step relies on Theorem 3.4, from the previous section, as well as Lemma 4.8 which ties this to the mailbox implementations, showing that the implementation produces a valid wire diagram according to the formal semantics of the specification S . Given a valid input instance u and a computation specification S that contains in particular a sequential specification $\text{spec} : \text{List}(\text{Event}) \rightarrow \text{List}(\text{Out})$, we want to show that any implementation f that is produced by our framework is correct according to Definition 4.5.

Definition 4.6. For a valid input instance u , a worker input $m_u = (m_1, \dots, m_N)$ is *valid* with respect to u if $m_i \in \text{reorder}_{D_i}(\text{filter}(\text{rec}_{w_i}, \text{sort}_O(u)))$, where reorder_{D_i} is the set of reorderings that preserve the order of dependent events, $\text{rec}_w(\langle \sigma, t, p \rangle) = \sigma \in \text{atags}(w) \cup w.\text{itags}$ is a predicate of the messages that each worker w receives, and atags is the set of implementation tags that are handled by a workers ancestors, and is given by $\text{atags}_w = \{w'.\text{itags} : \forall w' \in \text{anc}(w', w)\}$.

LEMMA 4.7. *Given a valid input instance u , any worker input m produced by the mailbox implementations (u, m) in f is valid with respect to u .*

PROOF. By induction on the input events of one mailbox and using assumptions (2)-(4). \square

Each worker w runs the update function on each event $e = \langle \sigma, t, p \rangle$ on its stream that it is responsible for $\sigma \in w.itags$ possibly producing output o : `List(Out)`. For all events in the stream that one of its ancestors is responsible for, it sends its state to its parent worker and waits until it receives an updated one. The following key lemma states that this corresponds to a particular wire diagram in the semantics of the specification.

LEMMA 4.8. *Let m be the worker input to f for specification S on input u , and let $o_i : \text{List(Out)}$ be the stream of output events produced by worker i on input m_i . Then there exists $v : \text{List(Out)}$ such that $\text{inter}(v, o_1, o_2, \dots, o_N)$ and $(u, v) \in \llbracket S \rrbracket$.*

PROOF. By induction on the worker input and using assumption (3), in particular validity condition (V1), we first show that the worker input corresponds to a wire diagram, in particular we show that $\langle \text{State_0}, \text{true}, s \rangle \xrightarrow[v]{u'} \langle \text{State_0}, \text{true}, s' \rangle$ where v is an interleaving of o_1, \dots, o_N and u' is any interleaving of the events u'_i processed by each mailbox, namely $\text{filter}(\text{rec}_{w_i}, w_i.itags)$. Applying Lemma 4.7, u is one possible interleaving of the events u'_i and hence we conclude that $\langle \text{State_0}, \text{true}, s \rangle \xrightarrow[v]{u} \langle \text{State_0}, \text{true}, s' \rangle$, thus $(u, v) \in \llbracket S \rrbracket$. \square

Combining Lemma 4.8 and Theorem 3.4 then yields the end-to-end correctness theorem.

THEOREM 4.9 (IMPLEMENTATION CORRECTNESS). *f is correct according to Definition 4.5.*

5 SCALABILITY EVALUATION

In this section we conduct a set of experiments to investigate trade-offs between data parallelism and *platform independence* in stream processing systems and their APIs. In particular, we want to distinguish between parallelism that is achieved automatically from a specification that is independent of the implementation platform, versus parallelism that is achieved manually at the cost of portability when the details of the underlying platform change. To frame this discussion, we first identify a set of platform independence principles (PIP) with which to evaluate such trade-offs: **(PIP1) Parallelism independence**: is the program developed without regard to the number of parallel instances, or does the program use the number of parallel instances in a nontrivial way? **(PIP2) Partition independence**: is the program developed without regard to the correspondence between input data and parallel instances, or does it require knowledge of how input streams are partitioned to be correct? **(PIP3) API compliance**: does the program violate any assumptions made by the stream processing API?

Having identified the design principles, the following questions guide our evaluation:

- Q1 For computations requiring synchronization, what are the throughput limits of automatic parallelism exposed by existing stream processing APIs?
- Q2 Can *manual* parallel implementations, i.e., implementations that may not satisfy **(PIP1–3)** above, that emulate synchronization plans be used to achieve *absolute* throughput improvements (through additional parallelism) in existing stream processing systems?
- Q3 What is the throughput scalability of the synchronization plans that are generated automatically by our framework?
- Q4 In summary, for these differing methods of achieving data parallelism with synchronization, what trade-offs are made in terms of high-level design?

In order to study these questions, we design three applications that exhibit different forms of dependencies, which we describe in Section 5.1. Our investigation compares three systems that represent different points in the implementation space and have varying APIs and performance characteristics. First, Apache Flink [Apache 2019a; Carbone et al. 2015] represents a well-engineered and widely used streaming system with an expressive API. Second, the Rust implementation of Timely Dataflow [McSherry 2020; Murray et al. 2013] represents a system with support for iterative computation. Third, we developed DGSSStream, a prototype implementation of our end-to-end framework that can support the communication patterns observed in arbitrary synchronization plans, some of which are not supported by the execution models of Flink and Timely.

Experimental Setup. We conduct all the experiments in this section in a distributed execution environment consisting of a set of AWS EC2 instances. To account for the fact that AWS instances can introduce variability in results, we chose m6g medium (1 core @2.5GHz, 4 GB) instances, which do not use burst performance like free-tier instances. We use instances in the same region (us-east-2) and we increase the number of instances for the scalability experiments. We configure Flink to be in true streaming mode by disabling batching (setting buffer-timeout to 0), checkpointing, and dynamic adaptation. For Timely Dataflow, it is inherent to the computational model that items are batched by logical timestamp, and the system is not designed for element-by-element streaming, so our data generators follow this paradigm. This results in significantly higher throughputs for Timely, but note that these throughputs are *not* comparable with Flink and DGSSStream due to the batching differences. Because the purpose of our evaluation is not to compare absolute performance differences due to batching *across systems*, we focus on relative speedups for different implementations *on the same system* and how they relate to platform independence (PIP1-3). Communication between different nodes is managed by each respective system (the system runtime for Flink and Timely Dataflow, and Erlang for DGSSStream).

5.1 Applications Requiring Synchronization

We consider three applications that exhibit different processing dependencies and therefore require different forms of synchronization. All three of the applications do not perform CPU-heavy computation for each event so as to expose communication and underlying system costs in the measurements. The conclusions that we draw remain valid, since a computation-heavy application that would exhibit similar dependencies would scale even better with the addition of more processing nodes. The input for all three applications is synthetically generated.

Event-based Windowing: An *event-based window* is a window whose start and end is defined by the occurrence of certain events. This results in a simple synchronization pattern where parallel nodes must synchronize at the end of each window. For this application, we generate an input consisting of several streams of integer *values* and a single stream of *barriers*. The task is to produce an aggregate of the values between every two consecutive barriers, where *between* is defined based on event timestamps. We take the aggregation to be the sum of the values. The computation is parallelizable if there are sufficiently more value events than barrier events. In the input to our experiments, there are 10K events in each value stream between two barriers.

Page-view Join: The second application is an example of a streaming join. The input contains 2 types of events: *page-view* events that represent visits of users to websites, and *update-page-info* that are used to update the metadata of a particular website and also output the old metadata when processed by the program. All of these events contain a unique identifier identifying the website and the goal is to join page-view events with the latest metadata of the visited page to augment them for a later analysis. An additional assumption is that the input is not uniformly distributed

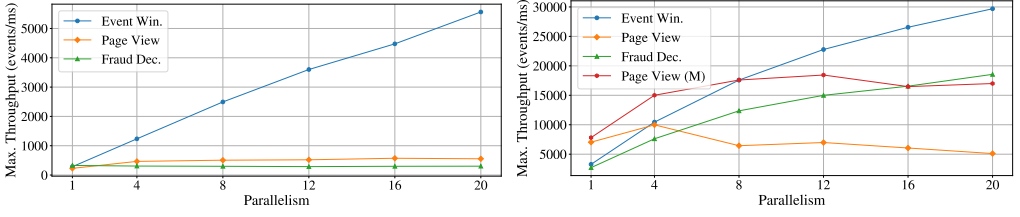


Fig. 8. Flink (left) and Timely (right) implementations maximum throughput increase with increasing parallel nodes for the three applications that require synchronization.

among websites, but a small number of them receive most of the page-views. To simulate this behavior all but 2 pages receive a negligible number of views in the inputs used in our experiment.

Fraud Detection: Finally, the third application is a simplified version of the ML fraud detection application (Section 2), where the dependencies are the same but the computation is simplified. The input contains *transaction* events and *rule* events both of which are integer values. On receiving a rule, the program outputs an aggregate of the transactions since the last rule and a transaction is considered fraudulent if it is equal-modulo-1000 to the sum of the previous transactions (simulating the model retraining) and the last rule event. Similarly to event-based windowing there are 10K transactions in each transaction stream between every two rules.

5.2 Implementations in Flink and Timely

In this section we investigate how the Flink and Timely Dataflow APIs can be used to develop scalable parallel implementations for the aforementioned applications. We iterated on different implementations resulting in a best-effort attempt to achieve good scalability. These implementations are summarized below, and the source code is presented in the supplementary material. For each of the implementations, we then ran an experiment where we increased the number of distributed nodes and measured the maximum throughput of the resulting implementation (by increasing the input rate until throughput stabilizes or the system crashes). The results are shown in Figure 8.

Event-based Windowing: Flink’s API supports a broadcast construct that can be used to send barrier events to all parallel instances of the implementation, therefore being able to scale with an increasing parallel input load.¹ By transforming these barriers to Flink watermarks that indicate window boundaries, we can then aggregate values of each window in parallel, and finally merge all windows to get the global aggregate. Similarly, Timely Dataflow includes a broadcast operator on streams, which sends all barrier events to all parallel instances; then the reclock operator can be used to match values with corresponding barriers and aggregate them. Both the Flink and Timely implementations scale because the values are much more frequent than barriers, i.e., a barrier every 10K events, and are processed in a distributed manner.

Page-view join: The input of this application allows for data parallelism across keys, in this case websites, but also for the same key since some keys receive most of the events. First, for both Flink and Timely, we implemented this application using a standard keyed join, ensuring that the resulting implementation will be parallel with respect to keys. As shown by the scalability evaluation, this does not scale to beyond 4 nodes in the case that there are a small number of keys receiving most or all of the events.

¹Note that Flink does not guarantee that the broadcast messages are synchronized with the other stream elements, and therefore the user written code has to ensure that it processes them in order.

```
updates.broadcast().filter(move |x| {
    x.name == page_partition_function(NUM_PAGES, worker_index)
});
```

Fig. 9. Snippet of the manual (M) Timely implementation of the Page View example. This violates **PIP2** since it explicitly references the physical partitioning of input streams (`page_partition_function`) and the index of the worker that processes each stream (`worker_index`).

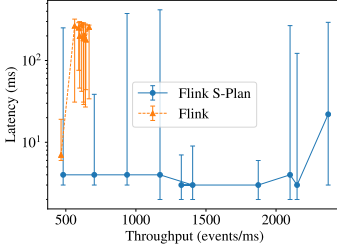
We wanted to investigate whether it was possible to go beyond the automatic implementations and scale throughput for events *of the same key*. To study this, we provide an implementation in Timely (mentioned in Figure 8 as Page View (M for manual), and shown in Figure 9) where we broadcast *update-page-info* events, then filter to only those relevant to each node, i.e. corresponding to *page-views* that it is responsible for processing. A similar implementation would be possible in Flink. Unfortunately, our implementation sacrifices **PIP2**: the assignment of events to parallel instances becomes part of the application logic. Additionally, the implementation broadcasts *all* update events to *all* sharded nodes (not just the ones that are responsible for them), introducing a linear synchronization overhead with the increase of the number of nodes. An alternative design choice would have been to not only broadcast events, but also keep state for *every* page at every sharded replica: this would avoid violating **PIP2** because nodes no longer need to be aware of which events they process, but it does not avoid the broadcasting issue and thus we would expect it to suffer from similar performance overheads. Overall, we observe inability to automatically scale this application without violating high-level design principles in both Flink and Timely.

Fraud Detection: As mentioned in Section 2, the standard dataflow streaming API cannot support cross instance dependencies, and therefore we can only develop a sequential implementation of this application using Flink’s API. Timely Dataflow offers a more expressive API with *iterative* computation, and this allows for an automatically scaling implementation: after aggregating local state to globally updated the learning model, we have a cyclic loop which then sends the state back to all the nodes to process further events. The results show that this implementation scales almost as well as the event-based window. This effectively demonstrates the value of iterative computation in machine learning and complex stateful workflows.

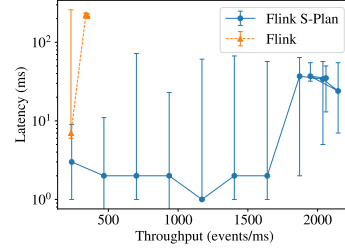
Take-away (Q1): The streaming APIs of Flink and Timely Dataflow cannot automatically produce implementations that scale throughput-wise for all applications that have synchronization requirements without making high-level design sacrifices. Specifically, we are unable to automatically scale the page-view example in both Flink and Timely. While iterative computation offers additional expressiveness in Timely, Flink does not scale the ML fraud detection example discussed in Section 2.2. All solutions that we came up with require that the developer explicitly thinks about details such as the input rates and the state of parallel instances—even when using broadcast the developer assumes that the broadcasted stream has a low rate, and that the accumulated state is small and therefore can be replicated across all instances.

5.3 Manual Synchronization

To address Q2, we next investigate whether synchronization—implemented manually, possibly violating **PIP1–3**, can be used to offer concrete throughput speedups. We focus this implementation in Flink, and consider the two applications that Flink cannot produce parallel implementations for, namely *page-view join* and *fraud detection*. We write a specification for these applications and we use our generation framework to produce a synchronization plan for a specific parallelism level (12



(a) Page-view Join.



(b) Fraud Detection.

Fig. 10. Throughput (x-axis) and 10th, 50th, 90th percentile latencies on the y-axis for increasing input rates (from left to right) and 12 parallel nodes. Flink represents the parallel implementation produced automatically, and Flink S-Plan represents the synchronization plan implementation.

nodes). We then manually implement the logic of these synchronization plans in Flink, and we measure their throughput and latency compared to the parallel implementations that the systems produced in Section 5.2. The results for both applications are shown in Figure 10.

Page-view join: The synchronization plan that we implement for this application is a forest containing a tree for each key (website) and each of these trees has leaves that process page-view events. Each time an update event needs to be processed for a specific key, the responsible tree is joined, processes the event, and then forks the new state back.

Fraud Detection: The synchronization plan that we implement for this application is a tree that processes rule events at its root and transactions at all of its leaves. The tree is joined in order to process rules and is then forked back to keep processing transactions.

Implementation in Flink: In order to implement the synchronization plans in Flink we need to introduce communication across parallel instances. We achieve this by using a centralized service that can be accessed by the instances using Java RMI. Synchronization between a parent and its children happens using two sets of semaphores, J and F . A child releases its J semaphore and acquires its F semaphore when it is ready to join, and a parent acquires its children's J semaphores, performs the event processing, and then releases their F semaphores. The code for this implementation can be found in Appendix D.

Take-away (Q2): Synchronization plans can be used in applications that require synchronization to achieve higher throughputs (4-8x for 12 parallel nodes) than the parallel implementations produced by Flink using its API.

5.4 Implementation in DGSSStream

To answer Q3, we implement DGSStream, a prototype of our end-to-end framework that can automatically achieve parallelism given a DGS specification. DGSStream receives a DGS specification written in Erlang, it uses the generation framework that was described in Section 4 to generate a correct and efficient synchronization plan, and then implements the plan according to the description in Section 4.4. We implemented all three applications (complete code in Appendix B) in DGSStream, and measured maximum throughput increase with the addition of parallel nodes (Figure 11).

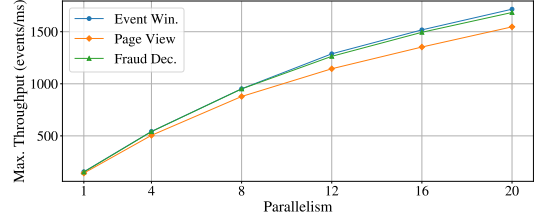


Fig. 11. DGSStream maximum throughput increase with increasing parallel nodes for the three applications that require synchronization.

Event-based Windowing + Fraud Detection: The specification for event-based windowing contains: (i) a sequential update function that adds incoming value events to the state, and outputs the value of the state when processing a barrier event, (ii) a dependence relation that indicates that all events depend on barrier events, and (iii) a `fork` that splits the current state in half, together with a `join` that adds two states to aggregate them. The specification for fraud detection is the same with the addition that the `fork` also duplicates the sum of the previous transaction and last rule modulo 1000.

Page-view Join: In addition to the sequential update function, the specification in DGS indicates that events referring to different keys are independent, and that page-view events of the same key are also independent. The `fork` and `join` are very similar to the ones in Figure 3 and just separate the state with respect to the keys.

Take-away (Q3): Across all three examples, DGS can be used to produce parallel implementations that scale throughput-wise without sacrificing the high-level design trade-offs.

5.5 Summary: Application Development Tradeoffs

Finally, regarding Q4, Table 1 shows all the different tradeoffs that need to be made for each of the programs in this section together with the throughput increase for 12 nodes. Of all the implementations in Section 5.2, the Timely manual page-view example sacrifices **PIP2**. The manually synchronizing Flink implementation in Section 5.3 shows concrete throughput improvements, but is not written in a way that is independent of the number of nodes; it requires knowing the physical partition of input events; and it is not API-compliant, because it uses external services to implement synchronization.

Take-away (Q4): DGS does not sacrifice parallelism independence or API compliance while still being able to produce scalable implementations.

6 CASE STUDIES

In this section, we evaluate if DGS can be used for realistic application workloads. We consider the following questions:

- (1) How does the performance of DGSStream compare with handcrafted implementations?
- (2) What is the additional programming effort necessary to achieve automatic parallelization when using the DGS programming model?

To evaluate these questions we describe two case studies on applications taken from the literature that have existing high-performance implementations for comparison. The first is a state-of-the-art

Development Tradeoff	Event Window			Page-View				Fraud Detection				
	F	TD	DGS	F	FM	TD	TDM	DGS	F	FM	TD	DGS
(PIP1) Parallelism Independence	✓	✓	✓	✓	✗	✓	✓	✓	✓	✗	✓	✓
(PIP2) Partition Independence	✓	✓	✓	✓	✗	✓	✗	✓	✓	✗	✓	✓
(PIP3) API compliance	✓	✓	✓	✓	✗	✓	✓	✓	✓	✗	✓	✓
Throughput Scaling	10x	8x	8x	2x	9x	1x	2x	8x	1x	9x	6x	8x

Table 1. Development tradeoffs for each program and application, together with throughput scaling for 12 nodes. Key: F: Flink, FM: Flink with manual synchronization, TD: Timely, TDM: Timely with manual partitioning, DGS: our API. Note that throughput scaling comparison is only relevant for the same system (each of which is denoted with a different color) and not across systems due to different sequential baselines.

algorithm for statistical outlier detection, and the second is a smart home power prediction task from the DEBS Grand Challenge competition. For question (1), we are able to achieve performance comparable to the existing handcrafted implementations in both cases, in terms of throughput scalability for outlier detection and in terms of latency for the smart home task. For question (2), this performance is achieved while putting minimal additional effort into parallelization: compared to 200-700 LoC for the sequential task, writing the fork and join primitives requires only an additional 50-60 LoC. These results support the feasibility of using DGS for practical workloads, with minimal additional programmer effort to accomplish parallelism.

6.1 Statistical Outlier Detection

RELOADED [Otey et al. 2006] is a state-of-the-art distributed streaming algorithm for outlier detection in mixed attribute datasets. It is a structurally similar to the fraud-detection example (see Section 2.3). The algorithm assumes a set of input streams that contain events drawn from the same distribution. Each input stream is processed independently by a different worker with the goal of identifying outlier events. Each worker constructs a local model of the input distribution and uses that to flag some events as potential outliers. Whenever a user (or some other event) requests the current outliers, the individual workers merge their states to construct a global model of the input distribution and use that to flag the potential outlier events as definitive outliers. We executed a network intrusion detection task from the original paper [Hettich and Bay 1999]. The goal of the task is to distinguish malicious connections from a streaming dataset of simulated connections on a typical U.S. Air Force LAN. Each connection is represented as an input event. In the experiment we varied the number of nodes from 1-8 and we measured the execution time speedup. We executed this experiment on a local server (Intel Xeon Gold 6154, 18 cores @3GHz, 384 GB) with the NS3 [Carneiro 2010] network simulator to have comparable network latency with the original paper that used a small local cluster.

Programmability: The sequential specification of the algorithm in DGS consists of approximately 700 lines of Erlang code—most of which is boilerplate to manage the data structures of the algorithm. Compared to the sequential implementation, the programming effort to achieve a distributed implementation is a straightforward pair of fork and join primitives, which amounts to 50 LoC.

Performance: DGS and synchronization plans can capture the complex synchronization pattern that was proposed for RELOADED, achieving comparable speedup to that reported in the original paper: almost linear (7.3× for 8 nodes), compared to 7.7× for 8 nodes by the handcrafted C++ cluster evaluation from the paper.

6.2 IoT Power Prediction

The DEBS Grand Challenge is an annual competition to evaluate how research solutions in distributed event-based systems can perform on real applications and workloads. The 2014 challenge [Conference 2014; Jerzak and Ziekow 2014] involves an IoT task of power prediction for smart home plugs. As with the previous case study, our goal is to see if the performance and programmability of our model and framework can be used on a task where there are state-of-the-art results we can compare to. The problem (query 1 of the challenge) is to predict the load of a power system in multiple granularities (per plug, per house, per household) using a combination of real-time and historic data. We developed a solution that follows the suggested prediction method, that involves using a weighted combination of averages from the hour and historic average loads by the time of day. This task involves inherent synchronization: while parallelization is possible at each of the different granularities, synchronization is then required to bring together the historic data for future predictions. For example, if state is parallelized by plug, then state needs to be joined in order to calculate a historic average load by household. Our specification is conceptually similar to the map from keys to counters in Section 3, where we maintain a map of historical totals for various keys (plugs, houses, and households). The challenge input contains 29GB of synthetic load measurements for 2125 plugs distributed across 40 houses, during the period of one month. We executed our implementation on a subset of 20 of the 40 houses, which we sped up by a factor of 360 so that the whole experiment took about 2 hours to complete. To compare with submissions to the challenge which were evaluated on one node, we ran a parallelized computation on one server node. To simulate the network and measure network load, we then used NS3 [Carneiro 2010].

Programmability: In total, the sequential code of our solution amounted to about 200 LoC, and the distribution primitives (fork, join, dependence relation) were 60 LoC. We conclude that the overhead to enable parallelization is small compared to the sequential code.

Performance: Latency varied between 44ms (10th percentile), 51ms (median), and 75ms (90th), and the average throughput was 104 events/ms. These results are on par with the ones reported by that year's grand challenge winner [Mutschler et al. 2014]: 6.9ms (10th) 22.5ms (median) 41.3 (90th) and 131 events/ms throughput. Note that although the dataset is the same, the power prediction method used was different in some solutions. In this application domain, our optimizer has the advantage of enabling edge processing: we measure only 362 MB of data sent over the network, in contrast to the 29 GB of total processed data.

7 RELATED WORK

Dataflow stream processing systems: Applications over streaming data can be implemented using high-performance, fault tolerant stream processing systems, such as Flink [Carbone et al. 2015], Trill [Chandramouli et al. 2014], Spark Streaming [Zaharia et al. 2013], Storm [Apache 2019b], Samza [Noghabi et al. 2017], Heron [Kulkarni et al. 2015], MillWheel [Akida et al. 2013], and IBM Streams [Hirzel et al. 2013]. These systems offer APIs that do not allow for arbitrary synchronization in the context of parallelism. The need for synchronization has resulted in a number of extensions to their APIs, but they fall short of a general solution (see Section 2). Naiad [Murray et al. 2013] proposes *timely dataflow* in order to support iterative computation, which enables some synchronization but falls short of automatically scaling without high-level design sacrifices, as shown in our evaluation. Recent work [Affetti et al. 2020; Meehan et al. 2015] extends stream processing systems with transactions, ensuring correct in-order stateful processing of input streams. S-Store focuses on architectures where the state is decoupled from the operators, and therefore could be used to extend our framework. On the other hand, TSpooon supports transactions when state is partitioned across

operator instances. DGS, while also guaranteeing correct in-order processing, is more focused on parallelism since it allows for complex state partitioning and dependency specifications.

Actor-based databases: As data processing applications are becoming more complex, evolving from data analytics to general event-driven applications, some stream processing and database systems are moving from dataflow programming models to more general actor models [Bernstein et al. 2017, 2019; Carbone et al. 2020; Shah and Salles 2018]. For example, Apache Flink has recently released Stateful Functions, an actor-based programming model running on top of Flink [Akhter et al. 2019; Flink 2020b]. Actor models can encode arbitrary synchronization patterns, but the patterns still need to be implemented manually as low-level message-passing protocols. In contrast, DGS provides an implementation-independent abstraction for specifying synchronization requirements.

Programming with synchronization: In the broader context of distributed and parallel programming, synchronization is a significant source of overhead for developers, and a good deal of existing work can be viewed as addressing this problem. Our model draws inspiration from fork-join based concurrent programming [Frigo et al. 1998; Lea 2000]. A relatively recent example is Concurrent Revisions [Burckhardt et al. 2010], which is a programming model that guarantees determinism in the presence of concurrent updates by allowing programmers to specify isolation types that are processed in parallel and then merged at join points. The difference of our work is that it targets a more restricted domain providing automation, not requiring programmers to manually specify the execution synchronization points. Another related domain is monotonic lattice-based programming models, including Conflict-Free Replicated Data Types [Shapiro et al. 2011], Bloom^L [Conway et al. 2012], and LVars [Kuper and Newton 2013; Kuper et al. 2014], which are designed for coordination-free distributed programming. These models guarantee strong eventual consistency, i.e., eventually all replicas will have the same state, but, in contrast to our model, CRDTs and Bloom^L do not allow synchronization between different workers. LVars, which focuses on determinism for concurrent updates on shared variables, extends lattice-based models with a freeze operation that enforces a synchronization point, inducing partial order executions that are similar to the ones in our model. Finally, some similarities with our work can be found in the domain of consistency for replicated data stores. Some examples include RedBlue consistency [Li et al. 2012], MixT [Milano and Myers 2018], Quelea [Sivaramakrishnan et al. 2015], CISE [Gotsman et al. 2016], all of which support a mix of consistency guarantees on different operations, inducing a partial order of data store operations.

Correctness in stream processing: One feature of DGS and our generation framework compared to existing models is the correctness guarantee, which is provided if the user-provided specification is consistent (see Sections 3.3 and 4.5). Researchers have previously pointed out [Mamouras et al. 2019; Schneider et al. 2015] that parallelization in distributed stream processing systems is not semantics-preserving, and have proposed methods to restrict parallelization so that it preserves the semantics. The first method [Schneider et al. 2015] is based on categorizing operators for properties such as statefulness and selectivity; the type of parallelization that can be done then depends on these properties. The second [Mamouras et al. 2019] uses a type-based discipline to indicate possible parallelization of streams. The idea of dependency relations, which we use in DGS, comes from this work. However, their implementation only supports templates for commonly used patterns, and lacks a general programming model, a notion of correctness, and generation of a parallel implementation. Finally, DiffStream is a differential testing library that can be used to test the correctness of parallel streaming applications with varying ordering requirements on their output streams [Kallas et al. 2020].

8 CONCLUSION

We have presented DGS, a stream processing API that can be used to generate scalable parallel implementations for applications with complex dependencies and synchronization requirements. DGS offers a dependence relation that encodes the synchronization and ordering requirements on the input and flexible primitives to fork and join state. We also presented *synchronization plans* as a core execution model for synchronization, and we developed a framework that generates a provably correct and efficient implementation given a user-written DGS specification via synchronization plans. Our experimental evaluation in Flink and Timely sheds light on the limitations of sharding in dataflow-based systems to capture computations with both parallelism and synchronization in general, and shows that synchronization plans have the potential to improve throughput. Using our end-to-end implementation of DGS, we showed that synchronization plans can be generated automatically without sacrificing high-level design principles, in contrast to low-level synchronizing implementations in existing systems. We hope that DGS inspires new programming languages and systems solutions where synchronization plays a central role.

REFERENCES

- Lorenzo Affetti, Alessandro Margara, and Gianpaolo Cugola. 2020. TSpoon: Transactions on a stream processor. *J. Parallel and Distrib. Comput.* (2020).
- Adil Akhter, Marios Fragkoulis, and Asterios Katsifodimos. 2019. Stateful Functions as a Service in Action. *Proc. VLDB Endow.* 12, 12 (2019), 1890–1893. <https://doi.org/10.14778/3352063.3352092>
- Tyler Akidau, Alex Balikov, Kaya Bekiroğlu, Slava Chernyak, Josh Haberman, Reuven Lax, Sam McVeety, Daniel Mills, Paul Nordstrom, and Sam Whittle. 2013. MillWheel: Fault-tolerant Stream Processing at Internet Scale. *Proc. VLDB Endow.* 6, 11 (Aug. 2013), 1033–1044. <https://doi.org/10.14778/2536222.2536229>
- Apache. 2019a. Apache Flink. <https://flink.apache.org/>. [Online; accessed March 31, 2019].
- Apache. 2019b. Apache Storm. <http://storm.apache.org/>. [Online; accessed March 31, 2019].
- Apache. 2021. Apache Beam. <https://beam.apache.org/>. [Online; accessed April 16, 2021].
- Arvind Arasu, Shvinnath Babu, and Jennifer Widom. 2006. The CQL Continuous Query Language: Semantic Foundations and Query Execution. *The VLDB Journal* 15, 2 (2006), 121–142. <https://doi.org/10.1007/s00778-004-0147-z>
- Michael Armbrust, Tathagata Das, Joseph Torres, Burak Yavuz, Shixiong Zhu, Reynold Xin, Ali Ghodsi, Ion Stoica, and Matei Zaharia. 2018. Structured streaming: A declarative api for real-time applications in apache spark. In *Proceedings of the 2018 International Conference on Management of Data*. 601–613.
- Joe Armstrong, Robert Virding, Claes Wikström, and Mike Williams. 1993. Concurrent Programming in Erlang.
- Edmon Begoli, Tyler Akidau, Fabian Hueske, Julian Hyde, Kathryn Knight, and Kenneth Knowles. 2019. One SQL to Rule Them All-an Efficient and Syntactically Idiomatic Approach to Management of Streams and Tables. In *Proceedings of the 2019 International Conference on Management of Data*. 1757–1772.
- Philip A. Bernstein, Mohammad Dashti, Tim Kiefer, and David Maier. 2017. Indexing in an Actor-Oriented Database. In *CIDR 2017, 8th Biennial Conference on Innovative Data Systems Research, Chaminade, CA, USA, January 8-11, 2017, Online Proceedings*. www.cidrdb.org. <http://cidrdb.org/cidr2017/papers/p29-bernstein-cidr17.pdf>
- Philip A. Bernstein, Todd Porter, Rahul Potharaju, Alejandro Z. Tomsic, Shivaram Venkataraman, and Wentao Wu. 2019. Serverless Event-Stream Processing over Virtual Actors. In *CIDR 2019, 9th Biennial Conference on Innovative Data Systems Research, Asilomar, CA, USA, January 13-16, 2019, Online Proceedings*. www.cidrdb.org. http://cidrdb.org/cidr2019/gongshow/abstracts/cidr2019_79.pdf
- Sebastian Burckhardt, Alexandro Baldassin, and Daan Leijen. 2010. Concurrent programming with revisions and isolation types. In *Proceedings of the ACM international conference on Object oriented programming systems languages and applications*. 691–707.
- Paris Carbone, Stephan Ewen, Gyula Fóra, Seif Haridi, Stefan Richter, and Kostas Tzoumas. 2017. State Management in Apache Flink: Consistent Stateful Distributed Stream Processing. *Proc. VLDB Endow.* 10, 12 (Aug. 2017), 1718–1729. <https://doi.org/10.14778/3137765.3137777>
- Paris Carbone, Marios Fragkoulis, Vasiliki Kalavri, and Asterios Katsifodimos. 2020. Beyond Analytics: The Evolution of Stream Processing Systems. In *Proceedings of the 2020 International Conference on Management of Data, SIGMOD Conference 2020, online conference [Portland, OR, USA], June 14-19, 2020*, David Maier, Rachel Pottinger, AnHai Doan, Wang-Chiew Tan, Abdussalam Alawini, and Hung Q. Ngo (Eds.). ACM, 2651–2658. <https://doi.org/10.1145/3318464.3383131>
- Paris Carbone, Asterios Katsifodimos, Stephan Ewen, Volker Markl, Seif Haridi, and Kostas Tzoumas. 2015. Apache Flink: Stream and Batch Processing in a Single Engine. *IEEE Data Eng. Bull.* 38 (2015), 28–38.

- Gustavo Carneiro. 2010. NS-3: Network simulator 3. In *UTM Lab Meeting April*, Vol. 20. 4–5.
- Badrish Chandramouli, Jonathan Goldstein, Mike Barnett, Robert DeLine, Danyel Fisher, John C Platt, James F Terwilliger, and John Wernsing. 2014. Trill: A high-performance incremental query processor for diverse analytics. *Proceedings of the VLDB Endowment* 8, 4 (2014), 401–412.
- Badrish Chandramouli, Jonathan Goldstein, and David Maier. 2010. High-performance dynamic pattern matching over disordered streams. *Proceedings of the VLDB Endowment* 3, 1-2 (2010), 220–231.
- Tyson Condie, Neil Conway, Peter Alvaro, Joseph M Hellerstein, Khaled Elmeleegy, and Russell Sears. 2010. MapReduce online.. In *Nsdi*, Vol. 10. 20.
- DEBS Conference. 2014. DEBS 2014 Grand Challenge: Smart homes. <https://debs.org/grand-challenges/2014/>. [Online; accessed April 23, 2019].
- Neil Conway, William R. Marczak, Peter Alvaro, Joseph M. Hellerstein, and David Maier. 2012. Logic and Lattices for Distributed Programming. In *Proceedings of the Third ACM Symposium on Cloud Computing* (San Jose, California) (SoCC '12). Association for Computing Machinery, New York, NY, USA, Article 1, 14 pages. <https://doi.org/10.1145/2391229.2391230>
- James C Corbett, Jeffrey Dean, Michael Epstein, Andrew Fikes, Christopher Frost, Jeffrey John Furman, Sanjay Ghemawat, Andrey Gubarev, Christopher Heiser, Peter Hochschild, et al. 2013. Spanner: Google's globally distributed database. *ACM Transactions on Computer Systems (TOCS)* 31, 3 (2013), 1–22.
- Jeffrey Dean and Sanjay Ghemawat. 2008. MapReduce: Simplified Data Processing on Large Clusters. *Commun. ACM* 51, 1 (Jan. 2008), 107–113. <https://doi.org/10.1145/1327452.1327492>
- Flink 2020a. FLIP-8: Rescalable Non-Partitioned State - Apache Flink - Apache Software Foundation. <https://cwiki.apache.org/confluence/display/FLINK/FLIP-8%3A+Rescalable+Non-Partitioned+State>. <https://cwiki.apache.org/confluence/display/FLINK/FLIP-8%3A+Rescalable+Non-Partitioned+State>
- Flink 2020b. Stateful Functions 2.0 - An Event-driven Database on Apache Flink. <https://flink.apache.org/news/2020/04/07/release-statefun-2.0.0.html>.
- Matteo Frigo, Charles E Leiserson, and Keith H Randall. 1998. The implementation of the Cilk-5 multithreaded language. In *Proceedings of the ACM SIGPLAN 1998 conference on Programming language design and implementation*. 212–223.
- Bugra Gedik, Henrique Andrade, Kun-Lung Wu, Philip S. Yu, and Myungcheol Doo. 2008. SPADE: The System s Declarative Stream Processing Engine. In *Proceedings of the 2008 ACM SIGMOD International Conference on Management of Data* (Vancouver, Canada) (SIGMOD '08). ACM, New York, NY, USA, 1123–1134. <https://doi.org/10.1145/1376616.1376729>
- Kahn Gilles. 1974. The semantics of a simple language for parallel programming. *Information processing* 74 (1974), 471–475.
- Alexey Gotsman, Hongseok Yang, Carla Ferreira, Mahsa Najafzadeh, and Marc Shapiro. 2016. 'Cause I'm Strong Enough: Reasoning about Consistency Choices in Distributed Systems. In *Proceedings of the 43rd Annual ACM SIGPLAN-SIGACT Symposium on Principles of Programming Languages* (St. Petersburg, FL, USA) (POPL '16). Association for Computing Machinery, New York, NY, USA, 371–384. <https://doi.org/10.1145/2837614.2837625>
- S. Hettich and S. D. Bay. 1999. KDDCUP 1999 dataset, UCI KDD Archive. <http://kdd.ics.uci.edu/databases/kddcup99/kddcup99.html>. [Online; accessed November, 2019].
- M. Hirzel, H. Andrade, B. Gedik, G. Jacques-Silva, R. Khandekar, V. Kumar, M. Mendell, H. Nasaard, S. Schneider, R. Soulé, and K. L. Wu. 2013. IBM Streams Processing Language: Analyzing Big Data in motion. *IBM Journal of Research and Development* 57, 3/4 (2013), 7:1–7:11. <https://doi.org/10.1147/JRD.2013.2243535>
- Charles Antony Richard Hoare. 1978. Communicating sequential processes. *Commun. ACM* 21, 8 (1978), 666–677.
- Chien-Chun Hung, Ganesh Ananthanarayanan, Peter Bodik, Leana Golubchik, Minlan Yu, Victor Bahl, and Matthai Philipose. 2018. VideoEdge: Processing Camera Streams using Hierarchical Clusters. <https://www.microsoft.com/en-us/research/publication/videoedge-processing-camera-streams-using-hierarchical-clusters/>
- Namit Jain, Shailendra Mishra, Anand Srinivasan, Johannes Gehrke, Jennifer Widom, Hari Balakrishnan, Uğur Çetintemel, Mitch Cherniack, Richard Tibbetts, and Stan Zdonik. 2008. Towards a streaming SQL standard. *Proceedings of the VLDB Endowment* 1, 2 (2008), 1379–1390.
- Zbigniew Jerzak and Holger Ziekow. 2014. The DEBS 2014 Grand Challenge. In *Proceedings of the 8th ACM International Conference on Distributed Event-Based Systems* (Mumbai, India) (DEBS '14). ACM, New York, NY, USA, 266–269. <https://doi.org/10.1145/2611286.2611333>
- Theodore Johnson, Shanmugavelayutham Muthukrishnan, Vladislav Shkapenyuk, and Oliver Spatscheck. 2005. A heartbeat mechanism and its application in gigascope. In *Proceedings of the 31st international conference on Very large data bases*. VLDB Endowment, 1079–1088.
- Kafka 2020. KTable state stores and improved semantics - Apache Kafka - Apache Software Foundation. <https://cwiki.apache.org/confluence/display/KAFKA/KIP-114%3A+KTable+state+stores+and+improved+semantics>.
- Konstantinos Kallas, Filip Niksic, Caleb Stanford, and Rajeev Alur. 2020. DiffStream: Differential Output Testing for Stream Processing Programs. *Proceedings of the ACM on Programming Languages* OOPSLA (2020).

- Sanjeev Kulkarni, Nikunj Bhagat, Maosong Fu, Vikas Kedigehalli, Christopher Kellogg, Sailesh Mittal, Jignesh M. Patel, Karthik Ramasamy, and Siddarth Taneja. 2015. Twitter Heron: Stream Processing at Scale. In *Proceedings of the 2015 ACM SIGMOD International Conference on Management of Data* (Melbourne, Victoria, Australia) (SIGMOD '15). ACM, New York, NY, USA, 239–250. <https://doi.org/10.1145/2723372.2742788>
- Lindsey Kuper and Ryan R. Newton. 2013. LVars: Lattice-Based Data Structures for Deterministic Parallelism. In *Proceedings of the 2nd ACM SIGPLAN Workshop on Functional High-Performance Computing* (Boston, Massachusetts, USA) (FHPC '13). Association for Computing Machinery, New York, NY, USA, 71–84. <https://doi.org/10.1145/2502323.2502326>
- Lindsey Kuper, Aaron Turon, Neelakantan R. Krishnaswami, and Ryan R. Newton. 2014. Freeze after Writing: Quasi-Deterministic Parallel Programming with LVars. In *Proceedings of the 41st ACM SIGPLAN-SIGACT Symposium on Principles of Programming Languages* (San Diego, California, USA) (POPL '14). Association for Computing Machinery, New York, NY, USA, 257–270. <https://doi.org/10.1145/2535838.2535842>
- Doug Lea. 2000. A Java fork/join framework. In *Proceedings of the ACM 2000 conference on Java Grande*. 36–43.
- Edward A Lee and David G Messerschmitt. 1987. Synchronous data flow. *Proc. IEEE* 75, 9 (1987), 1235–1245.
- Cheng Li, Daniel Porto, Allen Clement, Johannes Gehrke, Nuno Preguiça, and Rodrigo Rodrigues. 2012. Making geo-replicated systems fast as possible, consistent when necessary. In *Presented as part of the 10th {USENIX} Symposium on Operating Systems Design and Implementation ({OSDI} 12)*. 265–278.
- Nancy A Lynch. 1996. *Distributed algorithms*. Elsevier.
- Konstantinos Mamouras, Mukund Raghothaman, Rajeev Alur, Zachary G Ives, and Sanjeev Khanna. 2017. StreamQRE: Modular specification and efficient evaluation of quantitative queries over streaming data. In *Proceedings of the 38th ACM SIGPLAN Conference on Programming Language Design and Implementation*. 693–708.
- Konstantinos Mamouras, Caleb Stanford, Rajeev Alur, Zachary G. Ives, and Val Tannen. 2019. Data-trace types for distributed stream processing systems. (2019), 670–685. <https://doi.org/10.1145/3314221.3314580>
- Frank McSherry. 2020. Timely Dataflow (Rust). <https://github.com/TimelyDataflow/timely-dataflow/>. [Online; accessed September 30, 2020].
- John Meehan, Nesime Tatbul, Stan Zdonik, Cansu Aslantas, Ugur Cetintemel, Jiang Du, Tim Kraska, Samuel Madden, David Maier, Andrew Pavlo, et al. 2015. S-Store: streaming meets transaction processing. *Proceedings of the VLDB Endowment* 8, 13 (2015), 2134–2145.
- Matthew Milano and Andrew C Myers. 2018. MixT: A language for mixing consistency in geodistributed transactions. *ACM SIGPLAN Notices* 53, 4 (2018), 226–241.
- Derek G. Murray, Frank McSherry, Rebecca Isaacs, Michael Isard, Paul Barham, and Martín Abadi. 2013. Naiad: A Timely Dataflow System. In *Proceedings of the Twenty-Fourth ACM Symposium on Operating Systems Principles* (Farmington, Pennsylvania) (SOSP '13). ACM, New York, NY, USA, 439–455. <https://doi.org/10.1145/2517349.2522738>
- Christopher Mutschler, Christoffer Löffler, Nicolas Witt, Thorsten Edelhäußer, and Michael Philippsen. 2014. Predictive load management in smart grid environments. In *Proceedings of the 8th ACM International Conference on Distributed Event-Based Systems*. 282–287.
- Shadi A. Noghabi, Kartik Paramasivam, Yi Pan, Navina Ramesh, Jon Bringham, Indranil Gupta, and Roy H. Campbell. 2017. Samza: Stateful Scalable Stream Processing at LinkedIn. *Proceedings of the VLDB Endowment* 10, 12 (Aug. 2017), 1634–1645. <https://doi.org/10.14778/3137765.3137770>
- Matthew Eric Otey, Amol Ghoting, and Srinivasan Parthasarathy. 2006. Fast distributed outlier detection in mixed-attribute data sets. *Data mining and knowledge discovery* 12, 2-3 (2006), 203–228.
- Milinda Pathirage, Julian Hyde, Yi Pan, and Beth Plale. 2016. SamzaSQL: Scalable fast data management with streaming SQL. In *2016 IEEE International Parallel and Distributed Processing Symposium Workshops (IPDPSW)*. IEEE, 1627–1636.
- Samza 2020. Side Inputs for Local Stores - Apache Samza - Apache Software Foundation. <https://cwiki.apache.org/confluence/display/SAMZA/SEP-27%3A+Side+Inputs+for+Local+Stores>.
- S. Schneider, M. Hirzel, B. Gedik, and K. Wu. 2015. Safe Data Parallelism for General Streaming. *IEEE Trans. Comput.* 64, 2 (Feb 2015), 504–517. <https://doi.org/10.1109/TC.2013.221>
- Vivek Shah and Marcos Antonio Vaz Salles. 2018. Reactors: A Case for Predictable, Virtualized Actor Database Systems. In *Proceedings of the 2018 International Conference on Management of Data, SIGMOD Conference 2018, Houston, TX, USA, June 10-15, 2018*, Gautam Das, Christopher M. Jermaine, and Philip A. Bernstein (Eds.). ACM, 259–274. <https://doi.org/10.1145/3183713.3183752>
- Marc Shapiro, Nuno Preguiça, Carlos Baquero, and Marek Zawirski. 2011. Conflict-free replicated data types. In *Symposium on Self-Stabilizing Systems*. Springer, 386–400.
- Krishnamoorthy C Sivaramakrishnan, Gowtham Kaki, and Suresh Jagannathan. 2015. Declarative programming over eventually consistent data stores. *ACM SIGPLAN Notices* 50, 6 (2015), 413–424.
- Robert Soulé, Martin Hirzel, Robert Grimm, Buğra Gedik, Henrique Andrade, Vibhore Kumar, and Kun-Lung Wu. 2010. A universal calculus for stream processing languages. In *European Symposium on Programming*. Springer, 507–528.

- William Thies, Michal Karczmarek, and Saman Amarasinghe. 2002. StreamIt: A language for streaming applications. In *International Conference on Compiler Construction*. Springer, 179–196.
- Peter A. Tucker, David Maier, Tim Sheard, and Leonidas Fegaras. 2003. Exploiting punctuation semantics in continuous data streams. *IEEE Transactions on Knowledge and Data Engineering* 15, 3 (2003), 555–568.
- Matei Zaharia, Tathagata Das, Haoyuan Li, Timothy Hunter, Scott Shenker, and Ion Stoica. 2013. Discretized Streams: Fault-tolerant Streaming Computation at Scale. In *Proceedings of the Twenty-Fourth ACM Symposium on Operating Systems Principles* (Farmington, Pennsylvania) (*SOSP '13*). ACM, New York, NY, USA, 423–438. <https://doi.org/10.1145/2517349.2522737>

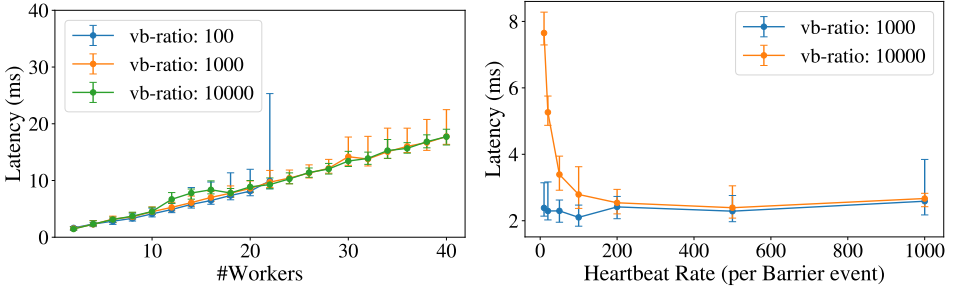


Fig. 12. DGSStream latency (10/50/90 percentile) on the event-based windowing application for various configurations: Synchronization impact on latency (10/50/90 percentile) for various configurations: **(a)** Varying ratios of value to barrier events (different lines) and number of parallel nodes (x-axis). Heartbeat ratio is 1/100 the vb-ratio. The blue line stops after 22 workers. **(b)** Varying ratios of value to barrier events (different lines) and heartbeat rates (x-axis). Number of parallel nodes is fixed to 5.

A DGSSTREAM

In this section we describe additional details about the DGSStream prototype, including an evaluation of how the synchronization latency of DGSStream depends on several factors.

A.1 DGSStream Synchronization Latency Evaluation

We also conducted an experiment to evaluate the latency of synchronization plans. We studied three factors that affect latency: (i) the depth of the synchronization plan, (ii) the rate of events that are processed at non-leaf nodes of the plan, and (iii) the heartbeat rate. We ran the event-based windowing application with various configurations and the results are shown in Figure 12. Latency increases linearly with the number of workers, since the more workers there are, the more messages have to be exchanged when a barrier event occurs. Note that the latencies are higher for lower vb-ratios since everytime a barrier event occurs, all of the nodes need to synchronize. In particular, the system cannot handle beyond 22 workers for vb-ratio of 100 (i.e. 100 forks-joins of the whole synchronization plan per second). On the right, we see that if the heartbeat rate is too low latency increases since worker mailboxes cannot release events quickly and therefore get filled up, only releasing events in big batches whenever a barrier occurs.

A.2 State Checkpoints

DGSStream provides a simple yet effective state checkpointing mechanism for resuming a computation in case of faults. In contrast to other distributed stream processing systems, where the main challenge for checkpointing state is the acquisition of consistent distributed snapshots [Carbone et al. 2017; Murray et al. 2013], performing a state checkpoint is straightforward when the root node has joined the states of its descendants. The joined state at that point in time (which corresponds to the timestamp of the message that triggered the join request) is a consistent snapshot of the distributed state of the system, and therefore we get a non pausing snapshot acquiring mechanism for free. We have exploited this property of DGSStream to implement a programmable checkpoint mechanism that is given to the system as an option when initializing worker processes. The checkpoint mechanism can be instantiated to save a snapshot of the state every time the state is joined on the root node, or less frequently, depending on an arbitrary user defined predicate. We implemented a checkpoint mechanism that produces a checkpoint every time the root node joins its children states.

B DGSSTREAM PROGRAMS

This section contains the real code for the implementations of the three programs in Section 5. Note that the code for fraud detection (Figure 15) is very similar to the code for value barrier (Figure 13) with the most important difference being that fork returns a sum that was computed from the previous values down the tree.

```
-type ab_tag() :: {'a', integer()} | 'b'.
-type event() :: {ab_tag(), integer()}.
-type state() :: integer().

dependencies(ATags) ->
  ADeps = [{ATag, [b]} || ATag <- ATags],
  BDeps = {b, ATags},
  maps:from_list([BDeps|ADeps]).

-spec init() -> state().
init() -> 0.

-spec update(event(), state(), mailbox()) -> state().
update({{a,_}, Value}, Sum, SendTo) ->
  Sum + Value;
update({b, Ts}, Sum, SendTo) ->
  SendTo ! {sum, {{b, Ts}, Sum}},
  Sum.

-spec join(state(), state()) -> state().
join(Sum1, Sum2) ->
  Sum1 + Sum2.

-spec fork({tag_predicate(), tag_predicate()}, state())
  -> {state(), state()}.
fork(_, Sum) ->
  {Sum, 0}.
```

Fig. 13. DGSSStream implementation of the Value Barrier example from Section 5.

```

-type uid() :: integer().
-type uids() :: list(uid()).
-type zipcode() :: integer().
-type update_user_address_tag() :: {'update_user_address', uid()}.
-type get_user_address_tag() :: {'get_user_address', uid()}.
-type page_view_tag() :: {'page_view', uid()}.
-type event_tag() :: update_user_address_tag() | get_user_address_tag() | page_view_tag().
-type update_user_address() :: {update_user_address_tag(), {zipcode(), integer()}}.
-type get_user_address() :: {get_user_address_tag(), integer()}.
-type page_view() :: {page_view_tag(), integer()}.
-type event() :: update_user_address() | get_user_address() | page_view().

-spec dependencies(uids()) -> dependencies().
dependencies(Keys) ->
  PageViewDeps = [{page_view, Key}, {update_user_address, Key}] || Key <- Keys,
  GetAddressDeps = [{get_user_address, Key}, {update_user_address, Key}] || Key <- Keys,
  UpdateAddressDeps = [{update_user_address, Key}, {update_user_address, Key}, {get_user_address, Key},
    || Key <- Keys],
  maps:from_list(PageViewDeps ++ GetAddressDeps ++ UpdateAddressDeps).

-type state() :: #{uid() := zipcode()}.

-spec init() -> state().
init() -> #{}.

-spec update(event(), state(), mailbox()) -> state().
update({{update_user_address, Uid}, {ZipCode, Ts}}, State, SendTo) ->
  SendTo ! {{update_user_address, Uid}, {ZipCode, Ts}},
  maps:put(Uid, ZipCode, State);
update({{page_view, Uid}, Ts}, State, SendTo) ->
  ZipCode = maps:get(Uid, State, 'no_zipcode'),
  State;
update({{get_user_address, Uid}, Ts}, State, SendTo) ->
  ZipCode = maps:get(Uid, State, 'no_zipcode'),
  State.

-spec fork({tag_predicate(), tag_predicate()}, state()) -> {state(), state()}.
fork({Pred1, Pred2}, State) ->
  State1 = maps:filter(fun(K,_) -> is_uid_in_pred(K, Pred1) end, State),
  State2 = maps:filter(fun(K,_) -> is_uid_in_pred(K, Pred2) end, State),
  {State1, State2}.

-spec join(state(), state()) -> state().
join(State1, State2) ->
  util:merge_with(
    fun(K, V1, V2) -> V1 end, State1, State2).

-spec is_uid_in_pred(uid(), tag_predicate()) -> boolean().
is_uid_in_pred(Uid, Pred) ->
  UidTags = tags([Uid]),
  lists:any(Pred, UidTags).

-spec tags(uids()) -> [event_tag()].
tags(Uids) ->
  update_user_address_tags(Uids)
  ++ get_user_address_tags(Uids)
  ++ page_view_tags(Uids).

...

```

Fig. 14. DGSSStream implementation of the page-view join example from Section 5.

```

-type ab_tag() :: {'a', integer()} | 'b'.
-type event() :: {ab_tag(), integer()}.
-type state() :: {integer(), integer()}.

-define(MODULO, 1000).

dependencies(ATags) ->
  ADeps = [{ATag, [b]} || ATag <- ATags],
  BDeps = {b, ATags},
  maps:from_list([BDeps|ADeps]).

-spec init() -> state().
init() -> {0, 0}.

-spec update(event(), state(), mailbox()) -> state().
update({{a,Key}, Value}, {Sum, PrevBModulo}, SendTo) ->
  case Value rem ?MODULO == PrevBModulo of
    true ->
      SendTo ! {{a,Key}, Value};
    false ->
      ok
  end,
  {Sum + Value, PrevBModulo};
update({b, Ts}, {Sum, _PrevBModulo}, SendTo) ->
  SendTo ! {sum, {{b, Ts}, Sum}},
  {Sum, (Ts + 1) rem ?MODULO}.

-spec join(state(), state()) -> state().
join({Sum1, PrevBModulo1}, {Sum2, PrevBModulo2}) ->
  {Sum1 + Sum2, PrevBModulo1}.

-spec fork({tag_predicate(), tag_predicate()}, state())
  -> {state(), state()}.
fork(_, {Sum, PrevBModulo}) ->
  {{Sum, PrevBModulo}, {0, PrevBModulo}}.

```

Fig. 15. DGSSStream implementation of the Fraud Detection example from Section 5.

C TIMELY DATAFLOW IMPLEMENTATIONS

This section contains the real code for the implementations of the three programs in Section 5 for Timely Dataflow.

```
fn event_window_dataflow<G>(  
  value_stream: &Stream<G, VBItem>,  
  barrier_stream: &Stream<G, VBItem>,  
) -> Stream<G, usize>  
where  
  G: Scope<Timestamp = u128>,  
{  
  // Use barrier stream to create two clocks, one with  
  // hearbeats and one without  
  let barrier_broadcast = barrier_stream.broadcast();  
  let barrier_clock_withheartbeats = barrier_broadcast  
    .map(|_| ());  
  let barrier_clock_noheartbeats = barrier_broadcast  
    .filter(|x| x.data == VBData::Barrier)  
    .map(|_| ());  
  
  // Aggregate values  
  value_stream  
    .map(|x| match x.data {  
      VBData::Value(v) => v,  
      VBData::BarrierHeartbeat => unreachable!(),  
      VBData::Barrier => unreachable!(),  
    })  
    .sum()  
    .reclock(&barrier_clock_noheartbeats)  
    .sum()  
    .exchange(|_x| 0)  
    .sum()  
}
```

Fig. 16. Timely Dataflow implementation of the Event Windowing example.


```

fn pv_dataflow<G>(  
  views: &Stream<G, PVItem>,  
  updates: &Stream<G, PVItem>,  
) -> Stream<G, PVItem>  
where  
  G: Scope<Timestamp = u128>,  
{  
  // partition updates and views by key  
  let partitioned_updates = updates.exchange(|x| x.name);  
  let partitioned_views = views.exchange(|x| x.name);  
  
  // re-timestamp views using updates  
  let updates_clock = partitioned_updates  
    .map(|_| ());  
  let clocked_views = partitioned_views.reclock(&updates_clock);  
  
  // join each value with the most recent update  
  join_by_timestamp(&partitioned_updates, &clocked_views)  
    .map(|(x, _y)| x)  
}  


```

Fig. 17. Timely Dataflow implementation of the Page-View example, automatic version.

```

fn pv_dataflow_manual<G>(  
  views: &Stream<G, PVItem>,  
  updates: &Stream<G, PVItem>,  
  worker_index: usize,  
) -> Stream<G, PVItem>  
where  
  G: Scope<Timestamp = u128>,  
{  
  // broadcast updates then filter to only ones relevant to  
  // this partition  
  // This is low-level because it uses information about  
  // physical partitioning of input streams, given by  
  // page_partition_function.  
  let partitioned_updates = updates  
    .broadcast()  
    .filter(move |x| {  
      x.name == page_partition_function(NUM_PAGES, worker_index)  
    });  
  
  // re-timestamp views using updates  
  let updates_clock = partitioned_updates.map(|_| ());  
  let clocked_views = views.reclock(&updates_clock);  
  
  // join each value with the most recent update  
  join_by_timestamp(&partitioned_updates, &clocked_views)  
    .map(|(x, _y)| x)  
}  


```

Fig. 18. Timely Dataflow implementation of the Page-View example, manual version.

```

fn fraud_detection_dataflow<G>(  
  value_stream: &Stream<G, VBItem>,  
  barrier_stream: &Stream<G, VBItem>,  
  scope: &mut G,  
) -> Stream<G, VBItem>  
where  
  G: Scope<Timestamp = u128>,  
{  
  // Use barrier stream to create two clocks, one with  
  // hearbeats and one without  
  let barrier_broadcast = barrier_stream.broadcast();  
  let barrier_clock_noheartbeats = barrier_broadcast  
    .filter(|x| x.data == VBData::Barrier)  
    .map(|_| ());  
  
  // Create cycle / feedback loop  
  let (handle, model_stream) = scope.feedback(1);  
  // start with a model with value 0  
  let init_model = (0..1).to_stream(scope);  
  let model_broadcast = model_stream  
    .concat(&init_model)  
    // "line up" the stream with barrier clock, then broadcast  
    .relock(&barrier_clock_noheartbeats)  
    .broadcast();  
  
  // Calculate aggregate of values between windows, but  
  // now also given the previous state (trained model)  
  let value_reclocked = value_stream  
    .relock(&barrier_clock_noheartbeats);  
  
  // Use the model to predict -- includes core logic for  
  // how prediction works  
  let value_labeled = join_by_timestamp(  
    &model_broadcast, &value_reclocked  
  ).map(|(model, value)| {  
    let label = match value.data {  
      VBData::Value(v) => model %  
      VBData::BarrierHeartbeat => unreachable!(),  
      VBData::Barrier => unreachable!(),  
    };  
    (value, label)  
  });  
  
  // Aggregate the (labeled) values to get the next model  
  // In case there are no values in between two barriers,  
  // we also need to insert a 0 for each barrier.  
  let barrier_zeros = barrier_clock_noheartbeats  
    .map(|_| 0);  
  value_labeled  
    .count()  
    .relock(&barrier_clock_noheartbeats)  
    .sum()  
    .concat(&barrier_zeros)  
    .exchange(|_x| 0)  
    .sum()  
    .connect_loop(handle);  
  
  // Output labels that were labeled fraudulent  
  value_labeled  
    .filter(|(_value, label)| *label)  
    .map(|(value, _label)| value)  
}  


```

Fig. 10. Timely Dataflow implementation of the Fraud Detection example

D FLINK IMPLEMENTATIONS

In this section we include Flink implementations of Event-Based Windowing, Page-View Join, and Fraud Detection from Section 5. Since the implementations are written in Java, which is a fairly verbose programming language, we omit the code for processing configuration and measuring performance, data source classes, data classes, and various helper classes.

Since we are omitting the data classes, one of the design patterns we use in the code may seem unclear, so we explain it before getting to the implementations. Suppose we have two data classes, `Value` and `Heartbeat`, and we want to have a union type `ValueOrHeartbeat`. In Java, we can achieve this by defining `ValueOrHeartbeat` as an interface implemented by both classes. Now suppose we have an object `obj` of type `ValueOrHeartbeat` and we would like to implement some logic that depends on the concrete type of `obj`. To achieve this, in many other languages we would use pattern matching, but since Java doesn't have pattern matching built into the language, we implement it ourselves in the following way.

```
public interface ValueOrHeartbeat {
    <T> T match(Function<Value, T> valueCase, Function<Heartbeat, T> heartbeatCase);
}

public class Value implements ValueOrHeartbeat {
    @Override
    public <T> T match(Function<Value, T> valueCase, Function<Heartbeat, T> heartbeatCase) {
        return valueCase.apply(this);
    }
}

public class Heartbeat implements ValueOrHeartbeat {
    @Override
    public <T> T match(Function<Value, T> valueCase, Function<Heartbeat, T> heartbeatCase) {
        return heartbeatCase.apply(this);
    }
}
```

The interface defines a method `match` parametric in a type parameter `T` which takes two “case” functions as arguments: one taking `Value`, the other taking `Heartbeat` as input, and both functions returning `T` as output. The concrete classes implement `match` by calling the appropriate “case” function with their object instance `this` as input and returning the “case” function’s output.

As an example of common usage of pattern matching in the code below, suppose we have a list called `values` of type `List<Value>` and an object called `valueOrHeartbeat` of type `ValueOrHeartbeat`. We want to add the object to the list if it is a value. We can do this with a single line of code:

```
values.addAll(valueOrHeartbeat.match(v -> List.of(v), hb -> Collections.emptyList()));
```

By writing the value case more succinctly in the point-free style, we get to the kind of line that commonly occurs in our code:

```
values.addAll(valueOrHeartbeat.match(List::of, hb -> Collections.emptyList()));
```

D.1 Event-based Windowing

In this example, the inputs are a value stream consisting of several parallel substreams and a single barrier stream. The number of parallel value substreams is for historical reasons called `conf.getValueNodes()`. Both values and barriers have timestamps, obtained by calling the method `getPhysicalTimestamp()`, which define how the values and barriers should be interleaved. The task is to calculate the sum of values between two consecutive barriers.

D.1.1 Sequential Implementation. In the sequential version, we perform a low-level join of the two streams using Flink's connect operator. The logic of the join is implemented in the class `ValueBarrierProcessSequential` listed below. Since the class maintains non-trivial internal state, it cannot be parallelized by simply instantiating multiple copies.

```
public class ValueBarrierSequentialExperiment implements Experiment {

    private final ValueBarrierConfig conf;

    public ValueBarrierSequentialExperiment(final ValueBarrierConfig conf) {
        this.conf = conf;
    }

    @Override
    public JobExecutionResult run(final StreamExecutionEnvironment env, final Instant startTime) throws Exception {
        env.setParallelism(1);

        final var valueSource = new ValueOrHeartbeatSource(conf.getTotalValues(), conf.getValueRate(), startTime);
        final var valueStream = env.addSource(valueSource)
            .setParallelism(conf.getValueNodes())
            .slotSharingGroup("values");
        final var barrierSource = new BarrierOrHeartbeatSource(
            conf.getTotalValues(), conf.getValueRate(), conf.getValueBarrierRatio(),
            conf.getHeartbeatRatio(), startTime);
        final var barrierStream = env.addSource(barrierSource)
            .slotSharingGroup("barriers");

        valueStream.connect(barrierStream)
            .process(new ValueBarrierProcessSequential(conf.getValueNodes()))
            .slotSharingGroup("barriers")
            .map(new TimestampMapper())
            .writeAsText(conf.getOutFile(), FileSystem.WriteMode.OVERWRITE);

        return env.execute("ValueBarrier Experiment");
    }

    @Override
    public long getTotalEvents() {
        return conf.getValueNodes() * conf.getTotalValues() + conf.getTotalValues() / conf.getValueBarrierRatio();
    }

    @Override
    public long getOptimalThroughput() {
        return (long) (conf.getValueRate() * conf.getValueNodes() + conf.getValueRate() / conf.getValueBarrierRatio());
    }
}

public class ValueBarrierProcessSequential extends
    CoProcessFunction<ValueOrHeartbeat, BarrierOrHeartbeat, Tuple3<Long, Long, Instant>> {

    private final List<Instant> valueTimestamps = new ArrayList<>();
    private final PriorityQueue<Value> values = new PriorityQueue<>((new TimestampComparator()));
    private final Queue<Barrier> barriers = new ArrayDeque<>();
    private Instant barrierTimestamp = Instant.MIN;
    private long sum = 0L;

    public ValueBarrierProcessSequential(final int valueParallelism) {
        valueTimestamps.addAll(Collections.nCopies(valueParallelism, Instant.MIN));
    }

    @Override
    public void processElement1(final ValueOrHeartbeat valueOrHeartbeat,
                               final Context ctx,
                               final Collector<Tuple3<Long, Long, Instant>> out) {
        values.addAll(valueOrHeartbeat.match(List::of, hb -> Collections.emptyList()));
        valueTimestamps.set(valueOrHeartbeat.getSourceIndex(), valueOrHeartbeat.getPhysicalTimestamp());
        makeProgress(out);
    }
}
```

```

@Override
public void processElement2(final BarrierOrHeartbeat barrierOrHeartbeat,
                           final Context ctx,
                           final Collector<Tuple3<Long, Long, Instant>> out) {
    barriers.addAll(barrierOrHeartbeat.match(List::of, hb -> Collections.emptyList()));
    barrierTimestamp = barrierOrHeartbeat.getPhysicalTimestamp();
    makeProgress(out);
}

private Instant getCurrentTimestamp() {
    final var valueTimestamp = valueTimestamps.stream().min(Instant::compareTo).get();
    return min(valueTimestamp, barrierTimestamp);
}

private void makeProgress(final Collector<Tuple3<Long, Long, Instant>> out) {
    final var currentTimestamp = getCurrentTimestamp();
    while (!barriers.isEmpty() &&
           barriers.element().getPhysicalTimestamp().compareTo(currentTimestamp) <= 0) {
        final var barrier = barriers.remove();
        while (!values.isEmpty() &&
               values.element().getPhysicalTimestamp().isBefore(barrier.getPhysicalTimestamp())) {
            update(values.remove());
        }
        update(barrier, out);
    }
    while (!values.isEmpty() &&
           values.element().getPhysicalTimestamp().compareTo(currentTimestamp) <= 0) {
        update(values.remove());
    }
}

private void update(final Value value) {
    sum += value.val;
}

private void update(final Barrier barrier,
                    final Collector<Tuple3<Long, Long, Instant>> out) {
    out.collect(Tuple3.of(sum, barrier.getLogicalTimestamp(), barrier.getPhysicalTimestamp()));
    sum = 0L;
}
}

```

D.1.2 Parallel Implementation. The parallel implementation uses Flink's broadcast state pattern. The barriers are broadcast to all parallel value substreams, which can then compute their partial sums. The partial sums are later aggregated into the total sum. We use a trick of converting barriers to Flink's watermarks, which allows us to define logical windows over which we perform aggregation.

```

public class ValueBarrierExperiment implements Experiment {

    private final ValueBarrierConfig conf;

    public ValueBarrierExperiment(final ValueBarrierConfig conf) {
        this.conf = conf;
    }

    @Override
    public JobExecutionResult run(final StreamExecutionEnvironment env, final Instant startTime) throws Exception {
        env.setParallelism(1);
        env.setStreamTimeCharacteristic(TimeCharacteristic.EventTime);

        final var valueSource = new ValueOrHeartbeatSource(conf.getTotalValues(), conf.getValueRate(), startTime);
        final var valueStream = env.addSource(valueSource)
            .setParallelism(conf.getValueNodes())
            .slotSharingGroup("values");
        final var barrierSource = new BarrierOrHeartbeatSource(

```

```

        conf.getTotalValues(), conf.getValueRate(), conf.getValueBarrierRatio(),
        conf.getHeartbeatRatio(), startTime);
final var barrierStream = env.addSource(barrierSource)
        .slotSharingGroup("barriers");

// Broadcast the barrier stream and connect it with the value stream
// We use a dummy broadcast state descriptor that is never actually used.
final var broadcastStateDescriptor =
        new MapStateDescriptor<>("BroadcastState", Void.class, Void.class);
final var broadcastStream = barrierStream.broadcast(broadcastStateDescriptor);

valueStream.connect(broadcastStream)
        .process(new BroadcastProcessFunction<ValueOrHeartbeat, BarrierOrHeartbeat,
                Tuple3<Long, Long, Instant>>() {
                private Instant valuePhysicalTimestamp = Instant.MIN;
                private Instant barrierPhysicalTimestamp = Instant.MIN;
                private long sum = 0;

                private final Queue<Value> unprocessedValues = new ArrayDeque<>();
                private final Queue<Barrier> unprocessedBarriers = new ArrayDeque<>();

                @Override
                public void processElement(final ValueOrHeartbeat valueOrHeartbeat,
                        final ReadOnlyContext ctx,
                        final Collector<Tuple3<Long, Long, Instant>> collector) {
                        unprocessedValues.addAll(valueOrHeartbeat.match(List::of, hb -> Collections.emptyList()));
                        valuePhysicalTimestamp = valueOrHeartbeat.getPhysicalTimestamp();
                        makeProgress(collector);
                }

                @Override
                public void processBroadcastElement(final BarrierOrHeartbeat barrierOrHeartbeat,
                        final Context ctx,
                        final Collector<Tuple3<Long, Long, Instant>> collector) {
                        unprocessedBarriers.addAll(barrierOrHeartbeat.match(List::of, hb -> Collections.emptyList()));
                        barrierPhysicalTimestamp = barrierOrHeartbeat.getPhysicalTimestamp();
                        makeProgress(collector);
                }

                private void makeProgress(final Collector<Tuple3<Long, Long, Instant>> collector) {
                        final var currentTime = min(valuePhysicalTimestamp, barrierPhysicalTimestamp);
                        while (!unprocessedValues.isEmpty() &&
                                unprocessedValues.element().getPhysicalTimestamp().compareTo(currentTime) <= 0) {
                                final var value = unprocessedValues.remove();
                                while (!unprocessedBarriers.isEmpty() &&
                                        unprocessedBarriers.element()
                                                .getPhysicalTimestamp().isBefore(value.getPhysicalTimestamp())) {
                                        update(unprocessedBarriers.remove(), collector);
                                }
                                update(value, collector);
                        }
                        while (!unprocessedBarriers.isEmpty() &&
                                unprocessedBarriers.element().getPhysicalTimestamp().compareTo(currentTime) <= 0) {
                                update(unprocessedBarriers.remove(), collector);
                        }
                }

                private void update(final Value value, final Collector<Tuple3<Long, Long, Instant>> collector) {
                        sum += value.val;
                }

                private void update(final Barrier barrier, final Collector<Tuple3<Long, Long, Instant>> collector) {
                        collector.collect(Tuple3.of(sum, barrier.getLogicalTimestamp(),
                                barrier.getPhysicalTimestamp()));
                        sum = 0;
                }
        })
        .setParallelism(conf.getValueNodes())
        .slotSharingGroup("values")
        .assignTimestampsAndWatermarks(new AssignerWithPunctuatedWatermarks<Tuple3<Long, Long, Instant>>() {
                @Override

```

```

        public Watermark checkAndGetNextWatermark(final Tuple3<Long, Long, Instant> tuple, final long l) {
            return new Watermark(l);
        }

        @Override
        public long extractTimestamp(final Tuple3<Long, Long, Instant> tuple, final long l) {
            // The field tuple.f1 corresponds to the logical timestamp
            return tuple.f1;
        }
    })
    .setParallelism(conf.getValueNodes())
    .timeWindowAll(Time.milliseconds(conf.getValueBarrierRatio()))
    .reduce((x, y) -> {
        x.f0 += y.f0;
        return x;
    })
    .slotSharingGroup("barriers")
    .map(new TimestampMapper())
    .writeAsText(conf.getOutFile(), FileSystem.WriteMode.OVERWRITE);

    return env.execute("ValueBarrier Experiment");
}

@Override
public long getTotalEvents() {
    return conf.getValueNodes() * conf.getTotalValues() + conf.getTotalValues() / conf.getValueBarrierRatio();
}

@Override
public long getOptimalThroughput() {
    return (long) (conf.getValueRate() * conf.getValueNodes() + conf.getValueRate() / conf.getValueBarrierRatio());
}
}

```

D.1.3 Manual Implementation. In the manual implementation, we simulate DGSStream's fork-join requests and responses by having the value and barrier processing operators (classes `ValueProcessManual` and `BarrierProcessManual`) communicate over an external service (class `ValueBarrierService`) using Java RMI (Remote Method Invocation). The service implements synchronization using semaphores as described in Section 5.

```

public class ValueBarrierManualExperiment implements Experiment {

    private final ValueBarrierConfig conf;

    public ValueBarrierManualExperiment(final ValueBarrierConfig conf) {
        this.conf = conf;
    }

    @Override
    public JobExecutionResult run(final StreamExecutionEnvironment env, final Instant startTime) throws Exception {
        env.setParallelism(1);

        // Set up the remote ForkJoin service
        final var valueBarrierService = new ValueBarrierService(conf.getValueNodes());
        @SuppressWarnings("unchecked") final var valueBarrierServiceStub =
            (ForkJoinService<Long, Long>) UnicastRemoteObject.exportObject(valueBarrierService, 0);
        final var valueBarrierServiceName = UUID.randomUUID().toString();
        final var registry = LocateRegistry.getRegistry(conf.getRmiHost());
        registry.rebind(valueBarrierServiceName, valueBarrierServiceStub);

        final var valueSource = new ValueOrHeartbeatSource(conf.getTotalValues(), conf.getValueRate(), startTime);
        final var valueStream = env.addSource(valueSource)
            .setParallelism(conf.getValueNodes())
            .slotSharingGroup("values");

        final var barrierSource = new BarrierOrHeartbeatSource(
            conf.getTotalValues(), conf.getValueRate(), conf.getValueBarrierRatio(),
            conf.getHeartbeatRatio(), startTime);
    }
}

```



```

final var barrierStream = env.addSource(barrierSource)
    .slotSharingGroup("barriers");

// Broadcast the barrier stream and connect it with the value stream
// We use a dummy broadcast state descriptor that is never actually used.
final var broadcastStateDescriptor =
    new MapStateDescriptor<>("BroadcastState", Void.class, Void.class);
final var broadcastStream = barrierStream.broadcast(broadcastStateDescriptor);

valueStream.connect(broadcastStream)
    .process(new ValueProcessManual(conf.getRmiHost(), valueBarrierServiceName))
    .setParallelism(conf.getValueNodes())
    .slotSharingGroup("values");

barrierStream
    .flatMap(new FlatMapFunction<BarrierOrHeartbeat, Barrier>() {
        @Override
        public void flatMap(final BarrierOrHeartbeat barrierOrHeartbeat, final Collector<Barrier> out) {
            barrierOrHeartbeat.match(
                barrier -> {
                    out.collect(barrier);
                    return null;
                },
                heartbeat -> null
            );
        }
    })
    .process(new BarrierProcessManual(conf.getRmiHost(), valueBarrierServiceName))
    .map(new TimestampMapper())
    .writeAsText(conf.getOutFile(), FileSystem.WriteMode.OVERWRITE);

try {
    return env.execute("ValueBarrier Manual Experiment");
} finally {
    UnicastRemoteObject.unexportObject(valueBarrierService, true);
    try {
        registry.unbind(valueBarrierServiceName);
    } catch (final NotBoundException ignored) {
    }
}

@Override
public long getTotalEvents() {
    return conf.getValueNodes() * conf.getTotalValues() + conf.getTotalValues() / conf.getValueBarrierRatio();
}

@Override
public long getOptimalThroughput() {
    return (long) (conf.getValueRate() * conf.getValueNodes() + conf.getValueRate() / conf.getValueBarrierRatio());
}

}

public class ValueProcessManual extends BroadcastProcessFunction<ValueOrHeartbeat, BarrierOrHeartbeat, Void> {

    private Instant valuePhysicalTimestamp = Instant.MIN;
    private Instant barrierPhysicalTimestamp = Instant.MIN;
    private long sum = 0;

    private final Queue<Value> unprocessedValues = new ArrayDeque<>();
    private final Queue<Barrier> unprocessedBarriers = new ArrayDeque<>();

    private final String rmiHost;
    private final String valueBarrierServiceName;
    private transient ForkJoinService<Long, Long> valueBarrierService;

    public ValueProcessManual(final String rmiHost, final String valueBarrierServiceName) {
        this.rmiHost = rmiHost;
        this.valueBarrierServiceName = valueBarrierServiceName;
    }
}

```

```

    }

    @Override
    @SuppressWarnings("unchecked")
    public void open(final Configuration parameters) throws RemoteException, NotBoundException {
        final var registry = LocateRegistry.getRegistry(rmiHost);
        valueBarrierService = (ForkJoinService<Long, Long>) registry.lookup(valueBarrierServiceName);
    }

    @Override
    public void processElement(final ValueOrHeartbeat valueOrHeartbeat,
                              final ReadOnlyContext ctx,
                              final Collector<Void> out) throws RemoteException {
        unprocessedValues.addAll(valueOrHeartbeat.match(List::of, hb -> Collections.emptyList()));
        valuePhysicalTimestamp = valueOrHeartbeat.getPhysicalTimestamp();
        makeProgress();
    }

    @Override
    public void processBroadcastElement(final BarrierOrHeartbeat barrierOrHeartbeat,
                                        final Context ctx,
                                        final Collector<Void> out) throws RemoteException {
        unprocessedBarriers.addAll(barrierOrHeartbeat.match(List::of, hb -> Collections.emptyList()));
        barrierPhysicalTimestamp = barrierOrHeartbeat.getPhysicalTimestamp();
        makeProgress();
    }

    private void makeProgress() throws RemoteException {
        final var currentTime = min(valuePhysicalTimestamp, barrierPhysicalTimestamp);
        while (!unprocessedValues.isEmpty() &&
                unprocessedValues.element().getPhysicalTimestamp().compareTo(currentTime) <= 0) {
            final var value = unprocessedValues.remove();
            while (!unprocessedBarriers.isEmpty() &&
                    unprocessedBarriers.element().getPhysicalTimestamp().isBefore(value.getPhysicalTimestamp())) {
                join(unprocessedBarriers.remove());
            }
            update(value);
        }
        while (!unprocessedBarriers.isEmpty() &&
                unprocessedBarriers.element().getPhysicalTimestamp().compareTo(currentTime) <= 0) {
            join(unprocessedBarriers.remove());
        }
    }

    private void update(final Value value) {
        sum += value.val;
    }

    private void join(final Barrier barrier) throws RemoteException {
        sum = valueBarrierService.joinChild(getRuntimeContext().getIndexofThisSubtask(), sum);
    }
}

public class BarrierProcessManual extends ProcessFunction<Barrier, Tuple3<Long, Long, Instant>> {

    private final String rmiHost;
    private final String valueBarrierServiceName;
    private transient ForkJoinService<Long, Long> valueBarrierService;
    private long sum;

    public BarrierProcessManual(final String rmiHost, final String valueBarrierServiceName) {
        this.rmiHost = rmiHost;
        this.valueBarrierServiceName = valueBarrierServiceName;
        this.sum = 0L;
    }

    @Override
    @SuppressWarnings("unchecked")
    public void open(final Configuration parameters) throws RemoteException, NotBoundException {
        final var registry = LocateRegistry.getRegistry(rmiHost);

```

```

        valueBarrierService = (ForkJoinService<Long, Long>) registry.lookup(valueBarrierServiceName);
    }

    @Override
    public void processElement(final Barrier barrier,
                              final Context ctx,
                              final Collector<Tuple3<Long, Long, Instant>> out) throws RemoteException {
        sum = valueBarrierService.joinParent(getRuntimeContext().getIndexOfThisSubtask(), sum);
        out.collect(Tuple3.of(sum, barrier.getLogicalTimestamp(), barrier.getPhysicalTimestamp()));
    }
}

public class ValueBarrierService implements ForkJoinService<Long, Long> {

    private final int valueParallelism;
    private final List<Semaphore> joinSemaphores;
    private final List<Semaphore> forkSemaphores;
    private final long[] states;

    public ValueBarrierService(final int valueParallelism) {
        this.valueParallelism = valueParallelism;
        joinSemaphores = IntStream.range(0, valueParallelism)
            .mapToObj(x -> new Semaphore(0)).collect(Collectors.toList());
        forkSemaphores = IntStream.range(0, valueParallelism)
            .mapToObj(x -> new Semaphore(0)).collect(Collectors.toList());
        states = new long[valueParallelism];
    }

    @Override
    public Long joinChild(final int subtaskIndex, final Long state) {
        states[subtaskIndex] = state;
        joinSemaphores.get(subtaskIndex).release();
        forkSemaphores.get(subtaskIndex).acquireUninterruptibly();
        return states[subtaskIndex];
    }

    @Override
    public Long joinParent(final int subtaskIndex, final Long state) {
        long sum = 0L;
        for (int i = 0; i < valueParallelism; ++i) {
            joinSemaphores.get(i).acquireUninterruptibly();
            sum += states[i];
        }
        // Simulate fork propagation in the opposite direction
        for (int i = valueParallelism - 1; i >= 0; --i) {
            states[i] = 0;
            forkSemaphores.get(i).release();
        }
        return sum;
    }
}

```

D.2 Page-View Join

In this example, the inputs are a stream of get and update events, of which only the update events are relevant, and a stream of page-view events consisting of a number of parallel substreams; the number of substreams is given by `conf.getPageViewParallelism()` in the code below. An update event updates some metadata (a user's ZIP code in the code below), and the processing of page-view events depends on the most recent metadata. Hence, the task is to correctly join the two streams while achieving the best possible parallelism.

D.2.1 Sequential Implementation. As in the previous example, the sequential implementation here is again a straightforward low-level join using the Flink's connect operator. The logic of the join

is implemented in the class `PageViewProcessSequential`, which again cannot be parallelized by simply instantiating multiple copies.

```
public class PageViewSequentialExperiment implements Experiment {

    private final PageViewConfig conf;

    public PageViewSequentialExperiment(final PageViewConfig conf) {
        this.conf = conf;
    }

    @Override
    public JobExecutionResult run(final StreamExecutionEnvironment env, final Instant startTime) throws Exception {
        env.setParallelism(1);

        final var getOrUpdateSource = new GetOrUpdateOrHeartbeatSource(conf.getTotalPageViews(),
            conf.getTotalUsers(), conf.getPageViewRate(), startTime);
        final var getOrUpdateStream = env.addSource(getOrUpdateSource)
            .slotSharingGroup("getOrUpdate");
        final var pageViewSource = new PageViewOrHeartbeatSource(conf.getTotalPageViews(),
            conf.getTotalUsers(), conf.getPageViewRate(), startTime);
        final var pageViewStream = env.addSource(pageViewSource)
            .setParallelism(conf.getPageViewParallelism());

        getOrUpdateStream.connect(pageViewStream)
            .process(new PageViewProcessSequential(conf.getTotalUsers(), conf.getPageViewParallelism()))
            .map(new TimestampMapper())
            .writeAsText(conf.getOutFile(), FileSystem.WriteMode.OVERWRITE);

        return env.execute("PageView Experiment");
    }

    @Override
    public long getTotalEvents() {
        // PageView events + Get events + Update events
        return (conf.getTotalPageViews() * conf.getPageViewParallelism() +
            conf.getTotalPageViews() / 100 + conf.getTotalPageViews() / 1000) * conf.getTotalUsers();
    }

    @Override
    public long getOptimalThroughput() {
        return (long) ((conf.getPageViewParallelism() + 0.011) * conf.getTotalUsers() * conf.getPageViewRate());
    }
}

public class PageViewProcessSequential extends CoProcessFunction<GetOrUpdateOrHeartbeat, PageViewOrHeartbeat, Update> {

    private final List<Instant> pageViewTimestamps = new ArrayList<>();
    private final List<Integer> zipCodes = new ArrayList<>();
    private final Queue<Update> updates = new ArrayDeque<>();
    private final PriorityQueue<PageView> pageViews = new PriorityQueue<>(new TimestampComparator());
    private Instant updateTimestamp = Instant.MIN;

    public PageViewProcessSequential(final int totalUsers, final int pageViewParallelism) {
        pageViewTimestamps.addAll(Collections.nCopies(pageViewParallelism, Instant.MIN));
        zipCodes.addAll(Collections.nCopies(totalUsers, 10_000));
    }

    @Override
    public void processElement1(final GetOrUpdateOrHeartbeat getOrUpdateOrHeartbeat,
        final Context ctx,
        final Collector<Update> out) {
        updates.addAll(getOrUpdateOrHeartbeat.match(
            gou -> gou.match(g -> Collections.emptyList(), List::of),
            hb -> Collections.emptyList()));
        updateTimestamp = getOrUpdateOrHeartbeat.getPhysicalTimestamp();
        makeProgress(out);
    }
}
```

```

@Override
public void processElement2(final PageViewOrHeartbeat pageViewOrHeartbeat,
                           final Context ctx,
                           final Collector<Update> out) {
    pageViews.addAll(pageViewOrHeartbeat.match(List::of, hb -> Collections.emptyList()));
    pageViewTimestamps.set(pageViewOrHeartbeat.getSourceIndex(), pageViewOrHeartbeat.getPhysicalTimestamp());
    makeProgress(out);
}

private Instant getCurrentTimestamp() {
    final var pageViewTimestamp = pageViewTimestamps.stream().min(Instant::compareTo).get();
    return min(pageViewTimestamp, updateTimestamp);
}

private void makeProgress(final Collector<Update> out) {
    final var currentTimestamp = getCurrentTimestamp();
    while (!updates.isEmpty() &&
           updates.element().getPhysicalTimestamp().compareTo(currentTimestamp) <= 0) {
        final var update = updates.remove();
        while (!pageViews.isEmpty() &&
               pageViews.element().getPhysicalTimestamp().isBefore(update.getPhysicalTimestamp())) {
            update(pageViews.remove(), out);
        }
        update(update, out);
    }
    while (!pageViews.isEmpty() &&
           pageViews.element().getPhysicalTimestamp().compareTo(currentTimestamp) <= 0) {
        update(pageViews.remove(), out);
    }
}

private void update(final Update update, final Collector<Update> out) {
    zipCodes.set(update.getUserId(), update.zipCode);
    out.collect(update);
}

private void update(final PageView pageView, final Collector<Update> out) {
    // This update is a no-op
}
}

```

D.2.2 Parallel Implementation. In the parallel implementation, we first partition the streams by user ID, and then perform the join. Thus, the achieved parallelism corresponds to the total number of users, provided that the events are uniformly distributed over all users, which is the case in our experiment. The logic of the join is implemented in the class `PageViewProcessParallel`. Here we have multiple subtasks, each independently processing events related to a single user.

In order for the events to be routed to a correct `PageViewProcessParallel` subtask, we had to resort to a couple of low-level tricks. First, in order to partition the update stream, we also need to partition the heartbeats occurring in that stream. But since the heartbeats are originally not tied to a particular user, we need to duplicate them for each user ID. Second, the hash function used by Flink for key-based partitioning is not injective when restricted to the domain of our user IDs. Thus, page-view events related to multiple users may end up on the same `PageViewProcessParallel` subtask. To prevent this, we would like to override the hash function, but since Flink does not allow this directly, we do it by inverting the function and using as keys the inverse of user IDs. The achieved effect is that the function is composed with its inverse and thus canceled out.

```

public class PageViewExperiment implements Experiment {

    private final PageViewConfig conf;

    public PageViewExperiment(final PageViewConfig conf) {
        this.conf = conf;
    }
}

```

```

    }

    @Override
    public JobExecutionResult run(final StreamExecutionEnvironment env, final Instant startTime) throws Exception {
        env.setParallelism(1);

        final var getOrUpdateSource = new GetOrUpdateOrHeartbeatSource(conf.getTotalPageViews(),
            conf.getTotalUsers(), conf.getPageViewRate(), startTime);
        final var getOrUpdateStream = env.addSource(getOrUpdateSource)
            .slotSharingGroup("getOrUpdate");
        final var pageViewSource = new PageViewOrHeartbeatSource(conf.getTotalPageViews(),
            conf.getTotalUsers(), conf.getPageViewRate(), startTime);
        final var pageViewStream = env.addSource(pageViewSource)
            .setParallelism(conf.getPageViewParallelism());

        // We need to duplicate the GetOrUpdate heartbeats, so that each processing instance gets a copy
        final var totalUsers = conf.getTotalUsers();
        final var gouWithDupHeartbeats = getOrUpdateStream
            .flatMap(new FlatMapFunction<GetOrUpdateOrHeartbeat, GetOrUpdateOrHeartbeat>() {

                @Override
                public void flatMap(final GetOrUpdateOrHeartbeat getOrUpdateOrHeartbeat,
                    final Collector<GetOrUpdateOrHeartbeat> out) {
                    final List<GetOrUpdateOrHeartbeat> toCollect = getOrUpdateOrHeartbeat.match(
                        gou -> gou.match(List::of, List::of),
                        hb -> IntStream.range(0, totalUsers)
                            .mapToObj(userId -> new GetOrUpdateHeartbeat(hb, userId))
                            .collect(Collectors.toList())
                    );
                    toCollect.forEach(out::collect);
                }
            });

        // Normal low-level join
        // We invert the key so that each event is routed to a correct parallel processing instance
        final var invertedUserIds = FlinkHashInverter.getMapping(conf.getTotalUsers());
        gouWithDupHeartbeats.keyBy(gou -> invertedUserIds.get(gou.getUserId()))
            .connect(pageViewStream.keyBy(pv -> invertedUserIds.get(pv.getUserId())))
            .process(new PageViewProcessParallel(conf.getPageViewParallelism()))
            .setParallelism(conf.getTotalUsers())
            .map(new TimestampMapper())
            .setParallelism(conf.getTotalUsers())
            .writeAsText(conf.getOutFile(), FileSystem.WriteMode.OVERWRITE);

        return env.execute("PageView Experiment");
    }

    @Override
    public long getTotalEvents() {
        // PageView events + Get events + Update events
        return (conf.getTotalPageViews() * conf.getPageViewParallelism() +
            conf.getTotalPageViews() / 100 + conf.getTotalPageViews() / 1000) * conf.getTotalUsers();
    }

    @Override
    public long getOptimalThroughput() {
        return (long) ((conf.getPageViewParallelism() + 0.011) * conf.getTotalUsers() * conf.getPageViewRate());
    }
}

public class PageViewProcessParallel extends CoProcessFunction<GetOrUpdateOrHeartbeat, PageViewOrHeartbeat, Update> {

    private final List<Instant> pageViewTimestamps = new ArrayList<>();
    private final Queue<Update> updates = new ArrayDeque<>();
    private final PriorityQueue<PageView> pageViews = new PriorityQueue<>(new TimestampComparator());
    private Instant updateTimestamp = Instant.MIN;

    private int zipCode = 10_000;

    public PageViewProcessParallel(final int pageViewParallelism) {

```

```

        pageViewTimestamps.addAll(Collections.nCopies(pageViewParallelism, Instant.MIN));
    }

    @Override
    public void processElement1(final GetOrUpdateOrHeartbeat getOrUpdateOrHeartbeat,
                               final Context ctx,
                               final Collector<Update> out) {
        updates.addAll(getOrUpdateOrHeartbeat.match(
            gou -> gou.match(g -> Collections.emptyList(), List::of),
            hb -> Collections.emptyList()));
        updateTimestamp = getOrUpdateOrHeartbeat.getPhysicalTimestamp();
        makeProgress(out);
    }

    @Override
    public void processElement2(final PageViewOrHeartbeat pageViewOrHeartbeat,
                               final Context ctx,
                               final Collector<Update> out) {
        pageViews.addAll(pageViewOrHeartbeat.match(List::of, hb -> Collections.emptyList()));
        pageViewTimestamps.set(pageViewOrHeartbeat.getSourceIndex(), pageViewOrHeartbeat.getPhysicalTimestamp());
        makeProgress(out);
    }

    private Instant getCurrentTimestamp() {
        final var pageViewTimestamp = pageViewTimestamps.stream().min(Instant::compareTo).get();
        return min(pageViewTimestamp, updateTimestamp);
    }

    private void makeProgress(final Collector<Update> out) {
        final var currentTimestamp = getCurrentTimestamp();
        while (!updates.isEmpty() &&
            updates.element().getPhysicalTimestamp().compareTo(currentTimestamp) <= 0) {
            final var update = updates.remove();
            while (!pageViews.isEmpty() &&
                pageViews.element().getPhysicalTimestamp().isBefore(update.getPhysicalTimestamp())) {
                update(pageViews.remove(), out);
            }
            update(update, out);
        }
        while (!pageViews.isEmpty() &&
            pageViews.element().getPhysicalTimestamp().compareTo(currentTimestamp) <= 0) {
            update(pageViews.remove(), out);
        }
    }

    private void update(final Update update, final Collector<Update> out) {
        zipCode = update.zipCode;
        out.collect(update);
    }

    private void update(final PageView pageView, final Collector<Update> out) {
        // This update is a no-op
    }
}

```

D.2.3 Manual Implementation. In the manual implementation we broadcast the updates over p parallel page-view substreams (p is `pageViewParallelism` in the code below), which are additionally partitioned by (inverted) user IDs. The resulting stream is processed by `PageViewProcessManual`, which can now have $p \cdot n$ parallel subtasks for n users. The update events are also partitioned by (inverted) user IDs and processed by n parallel subtasks of `UpdateProcessManual`. To process updates, we “pretend” that an `UpdateProcessManual` subtask needs to join with p `PageViewProcessManual` subtasks that process page views related to the same user ID. The fork-join requests and responses are implemented as in the previous example using an external service (called `PageViewService` in the code below).


```

public class PageViewManualExperiment implements Experiment {

    private final PageViewConfig conf;

    public PageViewManualExperiment(final PageViewConfig conf) {
        this.conf = conf;
    }

    @Override
    public JobExecutionResult run(final StreamExecutionEnvironment env, final Instant startTime) throws Exception {
        env.setParallelism(1);

        final int pageViewParallelism = conf.getPageViewParallelism();

        // Set up the remote ForkJoin service
        final var pageViewService = new PageViewService(conf.getTotalUsers(), pageViewParallelism);
        @SuppressWarnings("unchecked") final var pageViewServiceStub =
            (ForkJoinService<Tuple2<Long, Long>, Tuple2<Long, Long>>)
            UnicastRemoteObject.exportObject(pageViewService, 0);
        final var pageViewServiceName = UUID.randomUUID().toString();
        final var registry = LocateRegistry.getRegistry(conf.getRmiHost());
        registry.rebind(pageViewServiceName, pageViewServiceStub);

        final var getOrUpdateSource = new GetOrUpdateOrHeartbeatSource(conf.getTotalPageViews(),
            conf.getTotalUsers(), conf.getPageViewRate(), startTime);
        final var getOrUpdateStream = env.addSource(getOrUpdateSource)
            .slotSharingGroup("getOrUpdate");
        final var pageViewSource = new PageViewOrHeartbeatSource(conf.getTotalPageViews(),
            conf.getTotalUsers(), conf.getPageViewRate(), startTime);
        final var pageViewStream = env.addSource(pageViewSource)
            .setParallelism(pageViewParallelism);

        final var broadcastStateDescriptor = new MapStateDescriptor<>("Dummy", Void.class, Void.class);
        final var broadcastGetOrUpdateStream =
            getOrUpdateStream.broadcast(broadcastStateDescriptor);

        // We use the key inverter to correctly distribute events over parallel instances. There are
        // totalUsers * pageViewParallelism processing subtasks, and we want a pageView with given userId
        // and subtaskIndex (determined by the pageViewStream instance) to be processed by subtask with
        // with index userId * pageViewParallelism + subtaskIndex. The inverter inverts this index to a
        // key that, once hashed, will map back to the index.
        final var keyInverter =
            FlinkHashInverter.getMapping(conf.getTotalUsers() * pageViewParallelism);
        pageViewStream.keyBy(poh -> keyInverter.get(poh.getUserId() * pageViewParallelism + poh.getSourceIndex()))
            .connect(broadcastGetOrUpdateStream)
            .process(new PageViewProcessManual(conf.getRmiHost(), pageViewServiceName, pageViewParallelism))
            .setParallelism(conf.getTotalUsers() * pageViewParallelism);

        // We again use an inverter to invert user IDs
        final var invertedUserIds = FlinkHashInverter.getMapping(conf.getTotalUsers());
        getOrUpdateStream
            .flatMap(new FlatMapFunction<GetOrUpdateOrHeartbeat, Update>() {
                @Override
                public void flatMap(final GetOrUpdateOrHeartbeat getOrUpdateOrHeartbeat,
                    final Collector<Update> out) {
                    getOrUpdateOrHeartbeat.match(
                        getOrUpdate -> getOrUpdate.match(
                            get -> null,
                            update -> {
                                out.collect(update);
                                return null;
                            }
                        ),
                        heartbeat -> null
                    );
                }
            })
            .keyBy(update -> invertedUserIds.get(update.getUserId()))
            .process(new UpdateProcessManual(conf.getRmiHost(), pageViewServiceName))
            .setParallelism(conf.getTotalUsers())
            .map(new TimestampMapper())

```

```

        .setParallelism(conf.getTotalUsers())
        .writeAsText(conf.getOutFile(), FileSystem.WriteMode.OVERWRITE);

    try {
        return env.execute("PageView Experiment");
    } finally {
        UnicastRemoteObject.unexportObject(pageViewService, true);
        try {
            registry.unbind(pageViewServiceName);
        } catch (final NotBoundException ignored) {

        }
    }
}

@Override
public long getTotalEvents() {
    // PageView events + Get events + Update events
    return (conf.getTotalPageViews() * conf.getPageViewParallelism() +
            conf.getTotalPageViews() / 100 + conf.getTotalPageViews() / 1000) * conf.getTotalUsers();
}

@Override
public long getOptimalThroughput() {
    return (long) ((conf.getPageViewParallelism() + 0.011) * conf.getTotalUsers() * conf.getPageViewRate());
}

}

public class PageViewProcessManual extends
    KeyedBroadcastProcessFunction<Integer, PageViewOrHeartbeat, GetOrUpdateOrHeartbeat, Void> {

    private Instant pageViewPhysicalTimestamp = Instant.MIN;
    private Instant getOrUpdatePhysicalTimestamp = Instant.MIN;
    private int zipCode = 10_000;

    private final Queue<PageView> pageViews = new ArrayDeque<>();
    private final Queue<Update> updates = new ArrayDeque<>();

    private final String rmiHost;
    private final String pageViewServiceName;
    private final int pageViewParallelism;
    private int userId;
    private transient ForkJoinService<Integer, Integer> pageViewService;

    public PageViewProcessManual(final String rmiHost,
                                final String pageViewServiceName,
                                final int pageViewParallelism) {
        this.rmiHost = rmiHost;
        this.pageViewServiceName = pageViewServiceName;
        this.pageViewParallelism = pageViewParallelism;
    }

    @Override
    @SuppressWarnings("unchecked")
    public void open(final Configuration parameters) throws RemoteException, NotBoundException {
        final var registry = LocateRegistry.getRegistry(rmiHost);
        pageViewService = (ForkJoinService<Integer, Integer>) registry.lookup(pageViewServiceName);
        userId = getRuntimeContext().getIndexOfThisSubtask() / pageViewParallelism;
    }

    @Override
    public void processElement(final PageViewOrHeartbeat pageViewOrHeartbeat,
                              final ReadOnlyContext ctx,
                              final Collector<Void> out) throws RemoteException {
        pageViews.addAll(pageViewOrHeartbeat.match(List::of, hb -> Collections.emptyList()));
        pageViewPhysicalTimestamp = pageViewOrHeartbeat.getPhysicalTimestamp();
        makeProgress();
    }

    @Override

```

```

    public void processBroadcastElement(final GetOrUpdateOrHeartbeat getOrUpdateOrHeartbeat,
                                       final Context ctx,
                                       final Collector<Void> out) throws RemoteException {
        // We are getting all GetOrUpdate events, even if they have the wrong userId.
        // We filter out the wrong events.
        if (getOrUpdateOrHeartbeat.match(gou -> gou.getUserId() != userId, hb -> false)) {
            return;
        }
        updates.addAll(getOrUpdateOrHeartbeat.match(
            gou -> gou.match(g -> Collections.emptyList(), List::of),
            hb -> Collections.emptyList()));
        getOrUpdatePhysicalTimestamp = getOrUpdateOrHeartbeat.getPhysicalTimestamp();
        makeProgress();
    }

    private void makeProgress() throws RemoteException {
        final var currentTime = min(pageViewPhysicalTimestamp, getOrUpdatePhysicalTimestamp);
        while (!updates.isEmpty() &&
            updates.element().getPhysicalTimestamp().compareTo(currentTime) <= 0) {
            final var update = updates.remove();
            while (!pageViews.isEmpty() &&
                pageViews.element().getPhysicalTimestamp().isBefore(update.getPhysicalTimestamp())) {
                process(pageViews.remove());
            }
            join(update);
        }
        while (!pageViews.isEmpty() &&
            pageViews.element().getPhysicalTimestamp().compareTo(currentTime) <= 0) {
            process(pageViews.remove());
        }
    }

    private void process(final PageView pageView) {
        // This update is a no-op
    }

    private void join(final Update update) throws RemoteException {
        zipCode = pageViewService.joinChild(getRuntimeContext().getIndexOfThisSubtask(), zipCode);
    }
}

public class UpdateProcessManual extends KeyedProcessFunction<Integer, Update, Update> {

    private final String rmiHost;
    private final String pageViewServiceName;
    private transient ForkJoinService<Integer, Integer> pageViewService;
    private int zipCode;

    public UpdateProcessManual(final String rmiHost, final String pageViewServiceName) {
        this.rmiHost = rmiHost;
        this.pageViewServiceName = pageViewServiceName;
        this.zipCode = 10_000;
    }

    @Override
    @SuppressWarnings("unchecked")
    public void open(final Configuration parameters) throws RemoteException, NotBoundException {
        final var registry = LocateRegistry.getRegistry(rmiHost);
        pageViewService = (ForkJoinService<Integer, Integer>) registry.lookup(pageViewServiceName);
    }

    @Override
    public void processElement(final Update update,
                             final Context ctx,
                             final Collector<Update> out) throws RemoteException {
        zipCode = pageViewService.joinParent(getRuntimeContext().getIndexOfThisSubtask(), update.zipCode);
        out.collect(update);
    }
}

```

```

public class PageViewService implements ForkJoinService<Integer, Integer> {

    private final int pageViewParallelism;
    private final List<List<Semaphore>> forkSemaphores;
    private final List<List<Semaphore>> joinSemaphores;
    private final List<Integer> zipCode;

    public PageViewService(final int totalUsers, final int pageViewParallelism) {
        this.pageViewParallelism = pageViewParallelism;
        forkSemaphores = new ArrayList<>(totalUsers);
        joinSemaphores = new ArrayList<>(totalUsers);
        zipCode = new ArrayList<>(totalUsers);
        for (int i = 0; i < totalUsers; ++i) {
            final var forkSems = new ArrayList<Semaphore>(pageViewParallelism);
            final var joinSems = new ArrayList<Semaphore>(pageViewParallelism);
            for (int j = 0; j < pageViewParallelism; ++j) {
                forkSems.add(new Semaphore(0));
                joinSems.add(new Semaphore(0));
            }
            forkSemaphores.add(forkSems);
            joinSemaphores.add(joinSems);
            zipCode.add(10_000);
        }
    }

    @Override
    public Integer joinChild(final int subtaskIndex, final Integer state) {
        final int parentId = subtaskIndex / pageViewParallelism;
        final int childId = subtaskIndex %
            pageViewParallelism;
        joinSemaphores.get(parentId).get(childId).release();
        forkSemaphores.get(parentId).get(childId).acquireUninterruptibly();
        return zipCode.get(parentId);
    }

    @Override
    public Integer joinParent(final int subtaskIndex, final Integer state) {
        joinSemaphores.get(subtaskIndex).forEach(Semaphore::acquireUninterruptibly);
        zipCode.set(subtaskIndex, state);
        // We iterate over forkSemaphores backwards, to simulate children organized in a chain
        for (int i = forkSemaphores.get(subtaskIndex).size() - 1; i >= 0; --i) {
            forkSemaphores.get(subtaskIndex).get(i).release();
        }
        return state;
    }
}

```

D.3 Fraud Detection

In this example, the input is completely analogous as in the Event-Based Windowing example, with transactions playing the role of values, and rules playing the role of barriers. The difference is in the computation: here the computation in one window depends on the result of the previous window. Because of this, the parallel implementation for Event-Based Windowing no longer works as there is no way to propagate the necessary information from one window to another.

D.3.1 Sequential Implementation. The sequential implementation is analogous to the sequential implementation of Event-Based Windowing.

```

public class FraudDetectionSequentialExperiment implements Experiment {

    private final FraudDetectionConfig conf;

    public FraudDetectionSequentialExperiment(final FraudDetectionConfig conf) {
        this.conf = conf;
    }
}

```

```

@Override
public JobExecutionResult run(final StreamExecutionEnvironment env, final Instant startTime) throws Exception {
    env.setParallelism(1);

    final var transactionSource = new TransactionOrHeartbeatSource(
        conf.getTotalValues(), conf.getValueRate(), startTime);
    final var transactionStream = env.addSource(transactionSource)
        .setParallelism(conf.getValueNodes())
        .slotSharingGroup("transactions");
    final var ruleSource = new RuleOrHeartbeatSource(
        conf.getTotalValues(), conf.getValueRate(), conf.getValueBarrierRatio(),
        conf.getHeartbeatRatio(), startTime);
    final var ruleStream = env.addSource(ruleSource)
        .slotSharingGroup("rules");

    ruleStream.connect(transactionStream)
        .process(new FraudProcessFunction(conf.getValueNodes()))
        .slotSharingGroup("rules")
        .map(new TimestampMapper())
        .writeAsText(conf.getOutFile(), FileSystem.WriteMode.OVERWRITE);

    return env.execute("FraudDetection Experiment");
}

@Override
public long getTotalEvents() {
    return conf.getValueNodes() * conf.getTotalValues() + conf.getTotalValues() / conf.getValueBarrierRatio();
}

@Override
public long getOptimalThroughput() {
    return (long) (conf.getValueRate() * conf.getValueNodes() + conf.getValueRate() / conf.getValueBarrierRatio());
}

}

public class FraudProcessFunction extends
    CoProcessFunction<RuleOrHeartbeat, TransactionOrHeartbeat, Tuple3<String, Long, Instant>> {

    private final List<Instant> transactionTimestamps = new ArrayList<>();
    private final Tuple2<Long, Long> previousAndCurrentSum = Tuple2.of(0L, 0L);
    private final PriorityQueue<Transaction> transactions = new PriorityQueue<>(new TimestampComparator());
    private final Queue<Rule> rules = new ArrayDeque<>();
    private Instant ruleTimestamp = Instant.MIN;

    public FraudProcessFunction(final int transactionParallelism) {
        transactionTimestamps.addAll(Collections.nCopies(transactionParallelism, Instant.MIN));
    }

    @Override
    public void processElement1(final RuleOrHeartbeat ruleOrHeartbeat,
                               final Context ctx,
                               final Collector<Tuple3<String, Long, Instant>> out) {
        rules.addAll(ruleOrHeartbeat.match(List::of, hb -> Collections.emptyList()));
        ruleTimestamp = ruleOrHeartbeat.getPhysicalTimestamp();
        makeProgress(out);
    }

    @Override
    public void processElement2(final TransactionOrHeartbeat transactionOrHeartbeat,
                               final Context ctx,
                               final Collector<Tuple3<String, Long, Instant>> out) {
        transactions.addAll(transactionOrHeartbeat.match(List::of, hb -> Collections.emptyList()));
        transactionTimestamps.set(transactionOrHeartbeat.getSourceIndex(),
            transactionOrHeartbeat.getPhysicalTimestamp());
        makeProgress(out);
    }

    private Instant getCurrentTimestamp() {
        final var transactionTimestamp = transactionTimestamps.stream().min(Instant::compareTo).get();
        return min(transactionTimestamp, ruleTimestamp);
    }
}

```

```

}

private void makeProgress(final Collector<Tuple3<String, Long, Instant>> out) {
    final var currentTimeStamp = getCurrentTimestamp();
    while (!rules.isEmpty() &&
           rules.element().getPhysicalTimestamp().compareTo(currentTimestamp) <= 0) {
        final var rule = rules.remove();
        while (!transactions.isEmpty() &&
               transactions.element().getPhysicalTimestamp().isBefore(rule.getPhysicalTimestamp())) {
            update(transactions.remove(), out);
        }
        update(rule, out);
    }
    while (!transactions.isEmpty() &&
           transactions.element().getPhysicalTimestamp().compareTo(currentTimestamp) <= 0) {
        update(transactions.remove(), out);
    }
}

private void update(final Rule rule,
                    final Collector<Tuple3<String, Long, Instant>> out) {
    out.collect(Tuple3.of("Rule", previousAndCurrentSum.f1, rule.getPhysicalTimestamp()));
    previousAndCurrentSum.f0 = previousAndCurrentSum.f1;
    previousAndCurrentSum.f1 = 0L;
}

private void update(final Transaction transaction,
                    final Collector<Tuple3<String, Long, Instant>> out) {
    if (previousAndCurrentSum.f0 %
        out.collect(Tuple3.of("Transaction", transaction.val, transaction.getPhysicalTimestamp()));
    }
    previousAndCurrentSum.f1 += transaction.val;
}
}

```

D.3.2 Manual Implementation. Again, the manual implementation is analogous to the manual implementation of Event-Based Windowing.

```

public class FraudDetectionManualExperiment implements Experiment {

    private final FraudDetectionConfig conf;

    public FraudDetectionManualExperiment(final FraudDetectionConfig conf) {
        this.conf = conf;
    }

    @Override
    public JobExecutionResult run(final StreamExecutionEnvironment env, final Instant startTime) throws Exception {
        env.setParallelism(1);

        // Set up the remote ForkJoin service
        final var fraudDetectionService = new FraudDetectionService(conf.getValueNodes());
        @SuppressWarnings("unchecked") final var fraudDetectionServiceStub =
            (ForkJoinService<Tuple2<Long, Long>, Tuple2<Long, Long>>)
            UnicastRemoteObject.exportObject(fraudDetectionService, 0);
        final var fraudDetectionServiceName = UUID.randomUUID().toString();
        final var registry = LocateRegistry.getRegistry(conf.getRmiHost());
        registry.rebind(fraudDetectionServiceName, fraudDetectionServiceStub);

        final var transactionSource = new TransactionOrHeartbeatSource(
            conf.getTotalValues(), conf.getValueRate(), startTime);
        final var transactionStream = env.addSource(transactionSource)
            .setParallelism(conf.getValueNodes())
            .slotSharingGroup("transactions");
        final var ruleSource = new RuleOrHeartbeatSource(
            conf.getTotalValues(), conf.getValueRate(), conf.getValueBarrierRatio(),
            conf.getHeartbeatRatio(), startTime);
        final var ruleStream = env.addSource(ruleSource)

```

```

        .slotSharingGroup("rules");

    final var broadcastStateDescriptor = new MapStateDescriptor<>("BroadcastState", Void.class, Void.class);
    final var broadcastRuleStream = ruleStream.broadcast(broadcastStateDescriptor);

    transactionStream.connect(broadcastRuleStream)
        .process(new TransactionProcessManual(conf.getRmiHost(), fraudDetectionServiceName))
        .setParallelism(conf.getValueNodes())
        .slotSharingGroup("transactions")
        .map(new TimestampMapper())
        .setParallelism(conf.getValueNodes())
        .writeAsText(conf.getTransOutFile(), FileSystem.WriteMode.OVERWRITE);

    ruleStream
        .flatMap(new FlatMapFunction<RuleOrHeartbeat, Rule>() {
            @Override
            public void flatMap(final RuleOrHeartbeat ruleOrHeartbeat, final Collector<Rule> out) {
                ruleOrHeartbeat.match(
                    rule -> {
                        out.collect(rule);
                        return null;
                    },
                    heartbeat -> null
                );
            }
        })
        .process(new RuleProcessManual(conf.getRmiHost(), fraudDetectionServiceName))
        .map(new TimestampMapper())
        .writeAsText(conf.getOutFile(), FileSystem.WriteMode.OVERWRITE);

    try {
        return env.execute("FraudDetection Manual Experiment");
    } finally {
        UnicastRemoteObject.unexportObject(fraudDetectionService, true);
        try {
            registry.unbind(fraudDetectionServiceName);
        } catch (final NotBoundException ignored) {
        }
    }
}

@Override
public long getTotalEvents() {
    return conf.getValueNodes() * conf.getTotalValues() + conf.getTotalValues() / conf.getValueBarrierRatio();
}

@Override
public long getOptimalThroughput() {
    return (long) (conf.getValueRate() * conf.getValueNodes() + conf.getValueRate() / conf.getValueBarrierRatio());
}

}

public class TransactionProcessManual extends BroadcastProcessFunction<TransactionOrHeartbeat, RuleOrHeartbeat,
    Tuple3<String, Long, Instant>> {

    private Instant transactionPhysicalTimestamp = Instant.MIN;
    private Instant rulePhysicalTimestamp = Instant.MIN;
    private Tuple2<Long, Long> previousAndCurrentSum = Tuple2.of(0L, 0L);

    private final Queue<Transaction> transactions = new ArrayDeque<>();
    private final Queue<Rule> rules = new ArrayDeque<>();

    private final String rmiHost;
    private final String fraudDetectionServiceName;
    private transient ForkJoinService<Tuple2<Long, Long>, Tuple2<Long, Long>> fraudDetectionService;

    public TransactionProcessManual(final String rmiHost, final String fraudDetectionServiceName) {
        this.rmiHost = rmiHost;
        this.fraudDetectionServiceName = fraudDetectionServiceName;
    }

```



```

}

@Override
@SuppressWarnings("unchecked")
public void open(final Configuration parameters) throws RemoteException, NotBoundException {
    final var registry = LocateRegistry.getRegistry(rmiHost);
    fraudDetectionService =
        (ForkJoinService<Tuple2<Long, Long>, Tuple2<Long, Long>>) registry.lookup(fraudDetectionServiceName);
}

@Override
public void processElement(final TransactionOrHeartbeat transactionOrHeartbeat,
    final ReadOnlyContext ctx,
    final Collector<Tuple3<String, Long, Instant>> out) throws RemoteException {
    transactions.addAll(transactionOrHeartbeat.match(List::of, hb -> Collections.emptyList()));
    transactionPhysicalTimestamp = transactionOrHeartbeat.getPhysicalTimestamp();
    makeProgress(out);
}

@Override
public void processBroadcastElement(final RuleOrHeartbeat ruleOrHeartbeat,
    final Context ctx,
    final Collector<Tuple3<String, Long, Instant>> out) throws RemoteException {
    rules.addAll(ruleOrHeartbeat.match(List::of, hb -> Collections.emptyList()));
    rulePhysicalTimestamp = ruleOrHeartbeat.getPhysicalTimestamp();
    makeProgress(out);
}

private void makeProgress(final Collector<Tuple3<String, Long, Instant>> out) throws RemoteException {
    final var currentTime = min(transactionPhysicalTimestamp, rulePhysicalTimestamp);
    while (!transactions.isEmpty() &&
        transactions.element().getPhysicalTimestamp().compareTo(currentTime) <= 0) {
        final var transaction = transactions.remove();
        while (!rules.isEmpty() &&
            rules.element().getPhysicalTimestamp().isBefore(transaction.getPhysicalTimestamp())) {
            join(rules.remove());
        }
        update(transaction, out);
    }
    while (!rules.isEmpty() &&
        rules.element().getPhysicalTimestamp().compareTo(currentTime) <= 0) {
        join(rules.remove());
    }
}

private void update(final Transaction transaction, final Collector<Tuple3<String, Long, Instant>> out) {
    if (previousAndCurrentSum.f0 %
        out.collect(Tuple3.of("Transaction", transaction.val, transaction.getPhysicalTimestamp()));
    }
    previousAndCurrentSum.f1 += transaction.val;
}

private void join(final Rule rule) throws RemoteException {
    previousAndCurrentSum =
        fraudDetectionService.joinChild(getRuntimeContext().getIndexOfThisSubtask(), previousAndCurrentSum);
}

}

public class RuleProcessManual extends ProcessFunction<Rule, Tuple3<String, Long, Instant>> {

    private final String rmiHost;
    private final String fraudDetectionServiceName;
    private transient ForkJoinService<Tuple2<Long, Long>, Tuple2<Long, Long>> fraudDetectionService;

    private Tuple2<Long, Long> previousAndCurrentSum;

    public RuleProcessManual(final String rmiHost, final String fraudDetectionServiceName) {
        this.rmiHost = rmiHost;
        this.fraudDetectionServiceName = fraudDetectionServiceName;
        this.previousAndCurrentSum = Tuple2.of(0L, 0L);
    }
}

```

```

    }

    @Override
    @SuppressWarnings("unchecked")
    public void open(final Configuration parameters) throws RemoteException, NotBoundException {
        final var registry = LocateRegistry.getRegistry(rmiHost);
        fraudDetectionService =
            (ForkJoinService<Tuple2<Long, Long>, Tuple2<Long, Long>>) registry.lookup(fraudDetectionServiceName);
    }

    @Override
    public void processElement(final Rule rule,
                              final Context ctx,
                              final Collector<Tuple3<String, Long, Instant>> out) throws RemoteException {
        previousAndCurrentSum = fraudDetectionService.joinParent(
            getRuntimeContext().getIndexOfThisSubtask(), previousAndCurrentSum);
        out.collect(Tuple3.of("Rule", previousAndCurrentSum.f1, rule.getPhysicalTimestamp()));
    }
}

public class FraudDetectionService implements ForkJoinService<Tuple2<Long, Long>, Tuple2<Long, Long>> {

    private final int transactionParallelism;
    private final List<Semaphore> joinSemaphores;
    private final List<Semaphore> forkSemaphores;
    private final List<Tuple2<Long, Long>> states;

    public FraudDetectionService(final int transactionParallelism) {
        this.transactionParallelism = transactionParallelism;
        joinSemaphores = IntStream.range(0, transactionParallelism)
            .mapToObj(x -> new Semaphore(0)).collect(Collectors.toList());
        forkSemaphores = IntStream.range(0, transactionParallelism)
            .mapToObj(x -> new Semaphore(0)).collect(Collectors.toList());
        states = IntStream.range(0, transactionParallelism)
            .mapToObj(x -> Tuple2.of(0L, 0L)).collect(Collectors.toList());
    }

    @Override
    public Tuple2<Long, Long> joinChild(final int subtaskIndex, final Tuple2<Long, Long> state) {
        states.set(subtaskIndex, state);
        joinSemaphores.get(subtaskIndex).release();
        forkSemaphores.get(subtaskIndex).acquireUninterruptibly();
        return states.get(subtaskIndex);
    }

    @Override
    public Tuple2<Long, Long> joinParent(final int subtaskIndex, final Tuple2<Long, Long> state) {
        long currentSum = 0L;
        for (int i = 0; i < transactionParallelism; ++i) {
            joinSemaphores.get(i).acquireUninterruptibly();
            currentSum += states.get(i).f1;
        }

        // We use the fact that all the children have the same previous sum, which otherwise we would
        // get from the state passed as an argument. As a consequence, we're not using state at all, and
        // the caller is free to make it null. Alternatively, we could have the children pass only their
        // current sums, and get the previous sum from state passed here as an argument.
        final long previousSum = states.get(0).f0;
        for (int i = transactionParallelism - 1; i >= 0; --i) {
            final var previousAndCurrentSum = states.get(i);
            previousAndCurrentSum.f0 = currentSum;
            previousAndCurrentSum.f1 = 0L;
            forkSemaphores.get(i).release();
        }
        return Tuple2.of(previousSum, currentSum);
    }
}

```