

Sparse Channel Estimation in Wideband Systems with Geometric Sequence Decomposition

Woong-Hee Lee and Ki Won Sung, *Member, IEEE*

Abstract

The sparsity of multipaths in wideband channel has motivated the use of compressed sensing for channel estimation. In this letter, we propose an entirely different approach to sparse channel estimation. We exploit the fact that L taps of channel impulse response in time domain constitute a non-orthogonal superposition of L geometric sequences in frequency domain. This converts the channel estimation problem into the extraction of the parameters of geometric sequences. Notably, the proposed scheme achieves the error-free estimation of the whole bandwidth with a few pilot symbols if the excess delay is bounded to a certain value.

Index Terms

geometric sequence decomposition, sparse channel estimation, channel frequency response

I. INTRODUCTION

In wireless communication systems, wideband channels can be characterized by a few dominant channel tap coefficients [1]. This means that the channel impulse response (CIR) exhibits a sparsity in time domain. Therefore, the principle of compressed sensing (CS) [2] has garnered attention in channel estimation to reduce the pilot overhead of wideband systems [3]–[8].

The application of CS to the channel estimation, however, has two well-known problems. First, the excess delay of the multipaths appears in the continuous time domain, and therefore there is

W.-H. Lee is with the Department of Control and Instrumentation Engineering, Korea University, Sejong-si 30019, Republic of Korea (e-mail: woongheelee@korea.ac.kr).

K. W. Sung is with the School of Electrical Engineering and Computer Science, KTH Royal Institute of Technology, Stockholm, 164 40, Sweden (e-mail:sungkw@kth.se).

no guarantee that the CIR occurs exactly at the time grid of the sampling interval. Consequently, it is difficult to form a complete sparse vector, only to deal with an approximately sparse vector with energy dispersion. Thus, a channel reconstruction error is inevitable. Second, practical implementations of CS such as orthogonal matching pursuit (OMP) select the basis with the highest correlation sequentially. Hence, it is vulnerable to inter-path interference coming from the non-orthogonality among multipaths. As a result, the required number of bases must be numerous, which in turn requires high computational complexity.

To address the issues of existing sparse channel estimation methods, we propose an entirely different approach, namely geometric sequence decomposition based sparse channel estimation (GSD-SCE). Assume that a channel consists of L mutipaths. Conventional methods typically divide the time grid as finely as possible and capture L peaks by matching the most correlated bases [3]–[8]. Instead, GSD-SCE directly obtains the parameters of L multipaths from pilot estimation. To achieve this, we depart from the fact that each peak in time domain can be viewed as a geometric sequence in frequency domain. This implies that we can think of a CIR as a non-orthogonally superposed L geometric sequences in frequency domain. Therefore, the sparse channel estimation problem is converted into the acquisition of the parameters of the geometric sequences while we can observe only the superposition of the sequences.

The transformed problem can be solved efficiently owing to the recently developed method of geometric sequence decomposition with k -simplexes transform (GSD-ST) [9]. In [9], sampled radio waves in time domain are described as geometric sequences to distinguish multiple random access requests. This letter explores the potential of the geometric sequential representation in frequency domain to pinpoint multipaths in channel estimation.

The most notable property of the proposed GSD-SCE is that it brings about the error-free estimation of the whole bandwidth with only a few pilot symbols, provided that the pilot estimation is perfect and the excess delay is bounded to a certain value. This is because the proposed scheme directly extracts the intrinsic information of the channel. We specify the condition for the error-free estimation and investigate the impact of violating the condition on the performance of GSD-SCE.

II. SYSTEM MODEL AND PROBLEM FORMULATION

A. System Model

Consider an orthogonal frequency-division multiplexing (OFDM) system with N subcarriers where the subcarrier spacing is expressed by Δf . Let $\mathbf{x} \in \mathbb{C}^N$ be a sequence in frequency domain. $\mathbf{x}[n]$ is the n -th element of \mathbf{x} and denotes the symbol transmitted over the n -th subcarrier. The transmitted signal in the continuous time domain $x(t)$ is given by

$$x(t) = \sum_{n=0}^{N-1} x_n(t) = \sum_{n=0}^{N-1} \mathbf{x}[n] e^{\frac{j2\pi n \Delta f t}{N}}, \quad (1)$$

where $x_n(t)$ represents the continuous signal passed through digital-to-analog converter (DAC) after N -point inverse fast Fourier transform (IFFT) of $\mathbf{x}[n]$. For brevity, we neglect the cyclic-prefix, i.e., the symbol duration is $1/\Delta f$.

Let L be the number of multipaths. Obviously, we assume $L \ll N$. The CIR, $h(t, \tau)$, can be modeled by the sum of Dirac-delta functions as follows:

$$h(t, \tau) = \sum_{l=0}^{L-1} \alpha_l \delta(t - \tau_l), \quad (2)$$

where α_l and τ_l are the complex channel gain and the excess delay of l -th path, respectively.

Let $\mathbf{s} \in \mathbb{C}^N$ denote the discrete signal obtained by N -point fast Fourier transform (FFT) after the sampling of the signal experiencing the channel at the receiver. Thus, \mathbf{s} can be represented as follows:

$$\mathbf{s} = \mathcal{F}(x * h) = \mathbf{x} \odot \mathbf{h} = \{\mathbf{x}[n] \sum_{l=0}^{L-1} \alpha_l e^{-j2\pi n \Delta f \tau_l}\}_{n=0}^{N-1}, \quad (3)$$

where $*$ and \odot denote the operators of the convolution and the Hadamard product, respectively. Here, $\mathbf{h} \in \mathbb{C}^N$ is the channel frequency response (CFR), which is the N -point FFT of $h(t, \tau)$.

We assume that \mathbf{x} consists of the equispaced pilot symbols and the data symbols. Let $\mathbf{x}_T \in \mathbb{C}^P$ denote the sequence of pilot symbols for channel estimation, which can be represented as follows:

$$\mathbf{x}_T = \{\mathbf{x}[pK]\}_{p=0}^{P-1}, \quad (4)$$

where K is the index spacing of the pilot assignment. For simplicity, let β be the transmitted pilot symbol, i.e., $\mathbf{x}_T[p] = \beta$ for all p , which is predetermined. Then, \mathbf{s}_T which denotes the known part of \mathbf{s} is given by

$$\mathbf{s}_T = \left\{ \sum_{l=0}^{L-1} \beta \alpha_l e^{-j2\pi p K \Delta f \tau_l} \right\}_{p=0}^{P-1}. \quad (5)$$

B. Problem Formulation

The fundamental objective of the pilot-aided channel estimation is to obtain the accurate channel information of data symbols through the pilots. Thus, we make an ideal assumption that there is no distortion of s_T at the receiver side, i.e., perfect pilot estimation, and focus on the performance of the data channel estimation. From the perspective of sparse signal recovery, we pose the following question:

- *Given the sparsity of CIR and the flawless pilot estimation, can we perfectly reconstruct the channel of the whole bandwidth with a small number of pilots?*

Formally, this is equivalent to maximizing the spectral efficiency (SE) which is given by

$$\text{SE (bps/Hz)} = \frac{(K-1)}{K} (1-q) \log_2 M, \quad (6)$$

where q and M are the symbol error rate (SER) and the modulation order, respectively. For any M , we need to lower q and increase the pilot spacing K to improve the SE. Also, notice that q is an implicit function of the normalized mean square error (NMSE) of channel estimation, which is defined as follows:

$$\text{NMSE} = \frac{\|\mathbf{h} - \hat{\mathbf{h}}\|_2^2}{\|\hat{\mathbf{h}}\|_2^2}, \quad (7)$$

where $\hat{\mathbf{h}} \in \mathbb{C}^N$ denotes the estimate of \mathbf{h} and $\|\cdot\|_2$ is the operator of 2-norm.

C. Geometric Sequential Representation of Sparse Channel

Our approach to the sparse channel estimation is to directly extract the parameters of the L multipaths. To achieve this, we need to characterize the excess delay of each path in a tractable manner.

Let us have a close look at the l -th path of s_T . Recalling (5), the sequence of the l -th path within s_T is as follows:

$$\beta\alpha_l \{1, e^{-j2\pi K\Delta f\tau_l}, e^{-j2\pi 2K\Delta f\tau_l}, e^{-j2\pi 3K\Delta f\tau_l}, \dots\}. \quad (8)$$

Observe that (8) is a geometric sequence with the initial term of $\beta\alpha_l$ and the common ratio of $e^{-j2\pi K\Delta f\tau_l}$. This implies that s_T can be regarded as a non-orthogonal superposition of L geometric sequences.

A geometric sequence is characterized by two parameters: initial term and common ratio. Let \mathbf{a} and \mathbf{r} be the vectors of initial terms and common ratios of the geometric sequences that consist of \mathbf{s}_T . In other words,

$$\begin{aligned}\mathbf{a} &= [\beta\alpha_0, \dots, \beta\alpha_{L-1}], \\ \mathbf{r} &= [e^{-j2\pi K\Delta f\tau_0}, \dots, e^{-j2\pi K\Delta f\tau_{L-1}}].\end{aligned}\tag{9}$$

The entire CFR for N subcarriers, \mathbf{h} , can be reconstructed by obtaining $2L + 1$ unknowns: \mathbf{a} , \mathbf{r} , and L . Now, our task is to find these unknowns under the assumption that the observation of \mathbf{s}_T is correct.

III. METHOD OF GSD-SCE

To solve the aforementioned problem, we employ GSD-ST, which is a mathematical technique of handling geometric sequences [9]. The fundamental idea of GSD-ST is to transform a sequence (\mathbf{s}_T for our case) to a virtual L -dimensional space and exploit its geometric properties. The concept of L -simplex¹ is utilized for the transformation. GSD-ST requires only $2L + 1$ samples of the superposed sequence to completely decompose it as L individual sequences. It is also computationally efficient. The most computation-heavy part of the method is to solve an L -th order polynomial equation.

The proposed GSD-SCE scheme is divided into three phases. The subsequent sections explain these phases.

A. Phase 1: obtaining L

The first phase is devoted to obtaining L . Let \hat{L} be an estimate of L . Then, we create a new sequence which consists of the volumes of \hat{L} -simplexes out of \mathbf{s}_T . According to Theorem 1 in [9], such a sequence becomes a non-zero geometric sequence if and only if \hat{L} is the correct estimate of L .

Firstly, let us make \hat{L} -dimensional vertices out of \mathbf{s}_T . The k -th vertex is denoted by $\mathbf{v}_k \in \mathbb{C}^{\hat{L}}$ and is defined as follows:

$$\mathbf{v}_k = [\mathbf{s}_T(k), \dots, \mathbf{s}_T(k + \hat{L} - 1)]^T,\tag{10}$$

where $(\cdot)^T$ is the transpose of an input.

¹ L -simplex is defined as an L -dimensional polytope which is the convex hull of its $L + 1$ L -vertices [10].

Secondly, let $\chi_{\hat{L}}(\mathbf{v}_k, \dots, \mathbf{v}_{k+\hat{L}-1})$ be the \hat{L} -simplex by connecting the origin point and given \hat{L} consecutive vertices. In addition, let $\Lambda(\chi_{\hat{L}}(\mathbf{v}_k, \dots, \mathbf{v}_{k+\hat{L}-1}))$ denote the volume of the simplex, i.e.,

$$\Lambda(\chi_{\hat{L}}(\mathbf{v}_k, \dots, \mathbf{v}_{k+\hat{L}-1})) = \frac{\det([\mathbf{v}_k, \dots, \mathbf{v}_{k+\hat{L}-1}])}{\hat{L}!}, \quad (11)$$

where $\det(\cdot)$ is the determinant of an input.

Thirdly, we define $\Omega_{\hat{L}}$ as the series of the volumes of \hat{L} -simplexes, i.e.,

$$\Omega_{\hat{L}} = \{\Lambda(\chi_{\hat{L}}(\mathbf{v}_k, \dots, \mathbf{v}_{k+\hat{L}-1}))\}_{k=0}^{P-\hat{L}}. \quad (12)$$

As stated before, $\Omega_{\hat{L}}$ becomes a non-zero geometric sequence if and only if $\hat{L} = L$. Therefore, we can obtain the exact value of L by examining whether (12) is a geometric sequence for different \hat{L} values.

B. Phase 2: obtaining \mathbf{a} and \mathbf{r}

In the second phase, we obtain \mathbf{a} and \mathbf{r} with the information of known L . The essence of this phase to create another new series of L -simplexes from a lexicographical combination of $2L$ samples of s_T . According to Theorem 2 in [9], we can construct an L -th order polynomial equation whose roots are equal to \mathbf{r} .

To create the series, firstly compose $L + 1$ consecutive vertices, $\mathbf{v}_0, \dots, \mathbf{v}_L$, as in (10). Next, let \aleph be the series that we will utilize. Its length is $L + 1$, and it is formed by the lexicographical combination of the vertices as follows:

$$\begin{aligned} \aleph = \{ & \chi_L(\mathbf{v}_0, \mathbf{v}_1, \dots, \mathbf{v}_{L-1}), \chi_L(\mathbf{v}_0, \mathbf{v}_1, \dots, \mathbf{v}_L), \\ & \dots, \chi_L(\mathbf{v}_0, \mathbf{v}_2, \dots, \mathbf{v}_L), \chi_L(\mathbf{v}_1, \mathbf{v}_2, \dots, \mathbf{v}_L) \}. \end{aligned} \quad (13)$$

As mentioned above, \mathbf{r} is equal to the roots of the following L -th order polynomial equation:

$$\sum_{k=0}^L \Lambda(\aleph[k]) (-r)^{L-k} = 0. \quad (14)$$

Once \mathbf{r} is obtained, \mathbf{a} can be found conveniently by the following matrix pseudo-inversion:

$$\mathbf{a} = \mathbf{R}^+ \mathbf{s}_T, \quad (15)$$

where $\mathbf{R} \in \mathbb{C}^{L \times P}$ is the matrix constructed by \mathbf{r} satisfying $\mathbf{R}[i, j] := (\mathbf{r}[i])^j$ for $i, j = 0, 1, 2, \dots$, and $(\cdot)^+$ is the pseudo-inverse operation.

C. Phase 3: extracting channel parameters

The extraction of the channel parameters $\alpha_0, \dots, \alpha_{L-1}$ and $\tau_0, \dots, \tau_{L-1}$ is straightforward from \mathbf{a} , \mathbf{r} , and the predetermined values of β , K , and Δf . That is,

$$\hat{\alpha}_l \leftarrow \mathbf{a}[l]/\beta \text{ and } \hat{\tau}_l \leftarrow \frac{-\angle \mathbf{r}[l]}{2\pi K \Delta f}, \quad (16)$$

where $\angle(\cdot)$ is the phase of a complex-valued input. Finally, $\hat{\mathbf{h}}$ can be reconstructed as follows:

$$\hat{\mathbf{h}} = \left\{ \sum_{l=0}^{L-1} \hat{\alpha}_l e^{-j2\pi n \Delta f \hat{\tau}_l} \right\}_{n=0}^{N-1}. \quad (17)$$

IV. CONDITION FOR ERROR-FREE ESTIMATION

Because GSD-SCE extracts the channel parameters directly from the sequence of pilots, it enables us to reconstruct the error-free channel of the whole bandwidth as long as the pilot estimation is not distorted. (16) indicates that the only source of the error in the GSD-SCE scheme is phase ambiguity. It occurs when the excess delay happens to be large such that $\angle \mathbf{r}[l]$ stretches out of the range of $[-2\pi, 0)$. Therefore, the error-free channel estimation is achieved if the following inequality is satisfied:

$$\tau_{max} < \frac{1}{K \Delta f}, \quad (18)$$

where τ_{max} is the upper-bound of τ .

Let P_{free} denote the probability of error-free estimation of \mathbf{h} . If we assume that τ follows a probability distribution with the cumulative distribution function (CDF) of F_τ , P_{free} is given by

$$P_{free} = \left(F_\tau\left(\frac{1}{K \Delta f}\right) \right)^L. \quad (19)$$

It is equivalent to the probability that all the L multipaths arrive within $1/(K \Delta f)$.

V. SIMULATION RESULTS

In this section, the performance of the proposed GSD-SCE is evaluated via 5000 Monte Carlo simulation experiments. For the simulation parameters, we set $M = 1024$ (1024-QAM), $N = 360$, and $\Delta f = 60$ kHz (i.e., the symbol duration is set to $16.67 \mu\text{sec}$). We further assume that $\alpha \sim \mathcal{CN}(0, 1)$ and $\tau \sim \exp(\lambda)$.

For a performance comparison, we select OMP [11] and construct a partial discrete Fourier transform (DFT) matrix whose number of bases is 5000. We also provide the result of the cubic

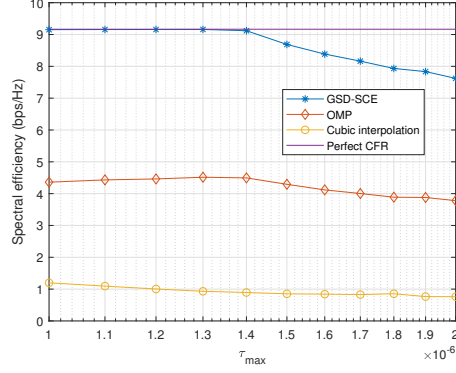


Fig. 1: SE according to τ_{max} ($L = 4$, $1/\lambda = 5 \times 10^{-7}$, and $K = 12$).

interpolation [12] and the theoretical bound of the perfect CFR as references of the low and high performances, respectively.

Fig. 1 shows the SE to demonstrate that GSD-SCE can achieve the error-free estimation depending on τ_{max} . In this experiment, we model the truncated exponential distribution with τ_{max} . From (18), the condition for the error-free estimation is that τ_{max} is smaller than $1/K\Delta f \approx 1.4 \mu\text{sec}$ in this environment. As expected, GSD-SCE gradually loses its ability of error-free channel estimation from $1.4 \mu\text{sec}$. This is because the excess delays leading to the phase ambiguity occur stochastically. However, GSD-SCE still outperforms other methods to a large extent.

The effect of the density of pilot symbols is illustrated in Fig. 2. We define the pilot density as $\rho (= 1/K)$. In this experiment, two values of τ_{max} are considered: $1 \mu\text{sec}$ and infinity. For the case of the bounded τ_{max} , GSD-SCE reaches the theoretical limit when the condition for the error-free estimation is satisfied, which is $\rho = 7.5\%$ here. After this point, more pilot symbols only lower the SE. Interestingly, the performance of GSD-SCE gradually approaches the limit even with the infinite τ_{max} . This is because a large value of ρ increases P_{free} as shown in (19). On the other hand, OMP has the limited capability to estimate the multipaths that are extremely close to each other. When ρ becomes 15%, even cubic interpolation shows better performance than OMP. This implies that increasing the pilot density does not help OMP unless higher sampling rate is supported. Conversely, the performance of cubic interpolation increases with ρ due to the nature of element-wise correlation.

In Fig. 3, we examine the effect of the number of multipaths on NMSE. Here, we assume the infinite τ_{max} , which is unfavorable to GSD-SCE. When L is 4, P_{free} is calculated as 0.77

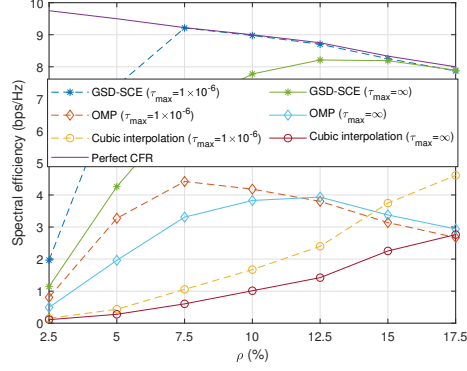


Fig. 2: SE according to ρ ($L = 4$ and $1/\lambda = 5 \times 10^{-7}$).

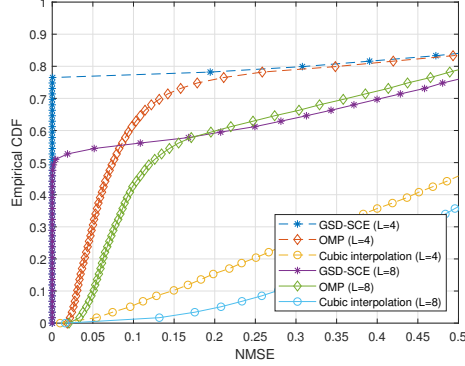


Fig. 3: CDF of NMSE ($1/\lambda = 5 \times 10^{-7}$, $\tau_{max} = \infty$, and $K = 12$).

by (19), and the empirical CDF of NMSE agrees with it. However, when L is 8, the empirical probability of error-free estimation is less than the computed P_{free} (≈ 0.59). This is because numerical errors may occur when (14) is solved. For lower values of L ($L \leq 4$), a closed form solution exists for (14), whereas the performance of root-finding algorithms play an important role in the accuracy of GSD-SCE when $L > 4$.

VI. CONCLUSION

We introduced a new method for the sparse channel estimation, which we term GSD-SCE. Different from the conventional CS-based methods, our approach is to directly obtain the channel parameters of multipaths. To achieve this, we utilized the fact that the L -tapped CIR in time domain can be represented as the superposition of L geometric sequences in frequency domain. Then, we employed recently developed GSD-ST method to extract the parameters of

the geometric sequences. Performance comparison with existing methods shows that GSD-SCE provides higher SE with lower pilot density and less computational burden. Our scheme even achieves the error-free channel estimation for the whole bandwidth depending on the bound of excess delay. The design of pilot structure fully exploiting GSD-SCE remains as further research.

REFERENCES

- [1] W. U. Bajwa, J. Haupt, A. M. Sayeed, and R. Nowak, "Compressed channel sensing: A new approach to estimating sparse multipath channels," *Proceedings of the IEEE*, vol. 98, no. 6, pp. 1058–1076, 2010.
- [2] D. L. Donoho, "Compressed sensing," *IEEE Transactions on information theory*, vol. 52, no. 4, pp. 1289–1306, 2006.
- [3] L. Dai, Z. Wang, and Z. Yang, "Compressive sensing based time domain synchronous OFDM transmission for vehicular communications," *IEEE Journal on Selected Areas in Communications*, vol. 31, no. 9, pp. 460–469, 2013.
- [4] C. Qi, G. Yue, L. Wu, Y. Huang, and A. Nallanathan, "Pilot design schemes for sparse channel estimation in OFDM systems," *IEEE Transactions on Vehicular Technology*, vol. 64, no. 4, pp. 1493–1505, 2015.
- [5] Y. Zhang, R. Venkatesan, O. A. Dobre, and C. Li, "Novel compressed sensing-based channel estimation algorithm and near-optimal pilot placement scheme," *IEEE Transactions on Wireless Communications*, vol. 15, no. 4, pp. 2590–2603, 2016.
- [6] R. Mohammadian, A. Amini, and B. H. Khalaj, "Compressive sensing-based pilot design for sparse channel estimation in OFDM systems," *IEEE Communications Letters*, vol. 21, no. 1, pp. 4–7, 2017.
- [7] A. N. Uwaechia and N. M. Mahyuddin, "Joint pilot placement and symbol design scheme for sparse channel estimation in OFDM systems," *Physical Communication*, vol. 26, pp. 71 – 80, 2018.
- [8] L. Wan, X. Qiang, L. Ma, Q. Song, and G. Qiao, "Accurate and efficient path delay estimation in OMP based sparse channel estimation for OFDM with equispaced pilots," *IEEE Wireless Communications Letters*, vol. 8, no. 1, pp. 117–120, 2019.
- [9] W.-H. Lee, J.-H. Lee, and K. W. Sung, "Geometric sequence decomposition with k -simplexes transform," *IEEE Transactions on Communications*, vol. 69, no. 1, pp. 94–107, 2021.
- [10] B. Grünbaum and G. C. Shephard, "Convex polytopes," *Bulletin of the London Mathematical Society*, vol. 1, no. 3, pp. 257–300, 1969.
- [11] J. A. Tropp and A. C. Gilbert, "Signal recovery from random measurements via orthogonal matching pursuit," *IEEE Transactions on information theory*, vol. 53, no. 12, pp. 4655–4666, 2007.
- [12] S. Coleri, M. Ergen, A. Puri, and A. Bahai, "Channel estimation techniques based on pilot arrangement in OFDM systems," *IEEE Transactions on Broadcasting*, vol. 48, no. 3, pp. 223–229, 2002.