

# Fill-in-the-Blank as a Challenging Video Understanding Evaluation Framework

Santiago Castro   Ruoyao Wang   Pingxuan Huang   Ian Stewart  
 Nan Liu   Jonathan Stroud   Rada Mihalcea  
 University of Michigan – Ann Arbor, USA  
 sacastro@umich.edu



Two children throw \_\_\_\_\_ at each other as a video is captured in slow motion.

**Correct answers:** balloons, balloons filled with water, balloons of water, pink balloon, pink water balloon, things, water, water balloons, water filled balloons, water-filled balloons



\_\_\_\_\_ sits at a drum set and practices playing the drums.

**Correct answers:** child, drummer, future drummer, girl, kid, little girl, little kid, musician, small child, young girl



A man is walking around \_\_\_\_\_ hugging people on National Hug Day.

**Correct answers:** attempting, building, cafeteria, courtyard, food court, holding poster, mall, mall food court, room, shopping center, small mall, store

Figure 1: Three examples from our dataset where we show three video frames, the caption, the blanked answer from the original caption and collected answers (all answers normalized, see Section 3.2).

## Abstract

Work to date on language-informed video understanding has primarily addressed two tasks: (1) video question answering using multiple-choice questions, where models perform relatively well because they exploit the fact that candidate answers are readily available; and (2) video captioning, which relies on an open-ended evaluation framework that is often inaccurate because system answers may be perceived as incorrect if they differ in form from the ground truth. In this paper, we propose fill-in-the-blanks as a video understanding evaluation framework that addresses these previous evaluation drawbacks, and more closely reflects real-life settings where no multiple choices are given. The task tests a system understanding of a video by requiring the model to predict a masked noun phrase in the caption of the video, given the video and the surrounding text. We introduce a novel dataset consisting of 28,000 videos and fill-in-the-blank tests. We show that both a multimodal model and a strong language model have a large gap with human performance, thus suggesting that the task is more challenging than current video understanding benchmarks.

## 1. Introduction

Visual content plays an essential role in our lives, being an essential means of communication and information sharing, during interactions we have with other people or entities,

during learning experiences, and so on. This visual content is fueling many AI applications in a wide range of areas, including human-computer interactions, object and action detection, robotics, navigation, and others. An effective integration of such visual content in applications requires video understanding, encompassing the visual, linguistic, and acoustic modalities represented in videos.

Two common approaches used to test the video understanding ability of systems are video question answering and video captioning. Video question answering tasks require a model to answer questions based on a given video. The questions in most video question answering datasets are multiple-choice questions [15, 31, 12, 7], which are relatively easy to handle for current models because these questions can be tackled by classification models: given a video, a question, and multiple candidate answers, a system’s task is reduced to classifying one of the candidate answers as correct. However, multiple-choice questions have two main drawbacks. First, there exist biases in the candidate answers; models that learn these implicit associations between words can get correct answers without truly understanding the given video and question. Second, in real life, most questions do not have answers to be chosen from, thus there is a gap between multiple-choice question answering and real-life question answering. An alternative to multiple-choice question answering is free-form question answering, which avoids the drawbacks of multiple-choice questions, but has open-ended long answers that can be hard to evaluate with high agree-

ment [39, 42, 43].

On the other hand, video captioning tasks require a model to generate captions for videos [33, 14, 44, 36]. This task is more difficult than video question answering and the generated caption quality is hard to evaluate automatically. Although there exist many evaluation metrics such as BLEU [25], CIDEr [35], ROUGE [19], and Meteor [8] it is still difficult even for humans to evaluate the quality of a generated caption due to the various ways of expressing the same idea.

In this paper, we introduce a new video-based fill-in-the-blank task as a framework that addresses the drawbacks associated with previous approaches for video understanding. The task is harder and closer to real-life scenes than multiple-choice video question answering and can be more accurately measured automatically than video captioning. In this task, given a video and a blanked caption, the model needs to generate the missing phrase. The task is similar to free-form question answering, with the constraint that the answer consists of one phrase.

The advantages of this task are threefold. First, there are no options for models to choose from, thus the fill-in-the-blank task is closer to real-life scenarios than multiple-choice question answering. Second, although the answers to the blanked captions are still open-ended, people agree more with the correctness of answers than video captioning tasks, so model performance is easier to evaluate. Third, new fill-in-the-blank data can be automatically generated following the same procedure, and it is easy to scale up the data to use it for training (noting however that evaluation data would require manual annotations to obtain additional correct answers).

We construct a large fill-in-the-blanks dataset by systematically blanking captions from an existing video question answering dataset [36] and by providing additional correct answers for the blanks. VATEX is a video captioning dataset that contains 40k 10-second YouTube videos with 10 English and 10 Chinese captions for each video. We built our video fill-in-the-blank dataset by blanking random noun phrases from one of the English captions for each video, from a subset of 28k videos. We consider the noun phrases that appear in the captions from this dataset to be relevant to understand what happens in a given video. We then use Amazon Mechanical Turk to gather additional possible answers to the blanks for the validation and test sets.

We also propose a transformer-based multimodal model as a benchmark model for this task. Our experiments show that our best multimodal model on the video fill-in-the-blank task achieves a token-level F1 score of 72.4 while the F1 score of crowd workers is 82.4, indicating that this task is still unsolved for video and text understanding which is worth further research.

## 2. Related Work

**Multiple-Choice Video Understanding.** Multiple-choice benchmarks consists of distinguishing the only correct answer from a set of distractors, where the set of possible answers varies depending on the input. Video Question Answering (Video QA), a popular format, consists of answering questions based on the video content. Numerous multiple-choice Video QA benchmarks have been proposed such as TVQA [15], MovieQA [31], TGIF-QA [12] (Repetition Action and State Transition tasks), LifeQA [7], PororoQA [13], MarioQA [24], VCQA [45], and ActivityNet QA [40]. However, they provide choices and are thus easier to solve than writing free text. On top of this, the performance without the visual input is generally already high as models are able to exploit biases in the dataset [2] or they count on other modalities that overlap in functionality with the visual one.

**Fill-in-the-Blank Video Understanding.** VideoBERT [30], CBT [29], UniVL [20], ActBERT [46], and HERO [16] methods propose to mask random parts of the input from text and video pairs for training. However, they do not propose to do it for evaluation. MovieFIB [21] proposes a video fill-in-the-blank, based on LSMDC [27], for training and evaluation. However they blank a single word (which makes it easier to guess), they count with a single ground truth answer per caption, the human agreement is relatively low (68.7%), and they focus on the movies domain (we focus on YouTube videos).

**Video Captioning** Video Captioning consists of generating a piece of text that describes a given video. There are multiple datasets for this task such as VideoMCC [33], ActivityNet Captions [14] (also features Dense-Captioning), YFCC100M [32], [3], DiDeMo [4], MSR-VTT [38], YouCook2 [44], How2 [28], HowTo100M [23], VATEX [36], TGIF [17], MovieNet [11], LSMDC [27], TGIF-QA [18] (Frame QA task). Due to the diversity of captions provided, Video Captioning datasets do not achieve a high human performance and are thus hard to evaluate automatically with certainty [1].

## 3. Video Fill-in-the-Blank Dataset

We construct a large video understanding dataset, which can evaluate a model’s ability to interpret and use multimodal context by requiring the models to “fill in” (generate) a “blank” (missing constituent) in this context. We construct this “fill-in-the-blank” video dataset in two steps: (1) data generation, where we compile a large set of video-caption pairs, with selectively blanked words; and (2) data annotation, where crowd workers provide additional valid answers for these blanks.

Note that we could also develop a “fill-in-the-blanks” dataset by completing only the first step of data genera-

tion. However, this will result in only one valid answer (the original blanked word or phrase), which can lead to unfair evaluations that are too strict because of dismissing alternative correct answers (e.g., “child” provided as an answer where the blanked word was “kid”). Other than manual annotations, we found no high-quality method to automatically obtain additional correct answers (e.g., “building” and “t-shirt” from Table 5 are too dissimilar but both are correct, “pink” and “yellow” from Fig. 1 are semantically close but only one is correct).

### 3.1. Data Generation

The dataset is constructed starting with the VATEX [36] dataset. VATEX is a multilingual video captioning dataset, consisting of over 41,250 video clips, each of which is taken from a unique public YouTube video, and lasts around 10 seconds. For each video clip, there are 10 English and 10 Chinese captions associated to it.

We produce blanked captions by blanking noun phrases in the English captions in VATEX. We chose to mask only noun phrases for three main reasons. First, noun phrases often require visual information to identify or understand. They cover a large variety of information in visual content, as their head noun can describe people, objects, scenes, events, and more. A model often needs to identify the related objects in the videos, as well as the objects’ properties (e.g., color, number, or size) to fill the blank correctly.

Second, nouns are often more essential to the understanding of *visual* content, and are more reliable predictors for a system’s ability to understand a video. Other phrases, such as verbs or adjectives, can more easily be guessed only from text, while ignoring the visual information. To illustrate, consider the example “A woman \_\_\_\_\_ in the swimming pool,” where a model can easily predict that the blank should be “swims” only from the textual content (which would not be the case for “A woman swims in the \_\_\_\_\_”), where the blank could be completed by sea, pool, lake, water, and so on.

Third, in preliminary experiments, we found that nouns lead to more robust annotations, as compared to e.g., adjectives, which can have low inter-annotator agreement due to their subjectivity. As an example, consider the phrase “A \_\_\_\_\_ hill stands behind the house.” where the blank could be filled with a color property, a size property, and so on.

For each video, we choose the first English caption that contains at least one noun phrase as detected by spaCy<sup>1</sup> [10], and randomly blank one of these noun phrases to generate an instance. Accordingly, we generate our training, validation, and test data starting with the VATEX v1.1 training set, a random subset of size 1,000 from the validation set, and a random subset of size 1,000 from the test set, respectively.

<sup>1</sup>We used the model `en_core_web_trf` from spaCy v3. An error analysis identified only three tagging errors in a sample of 247 sentences.

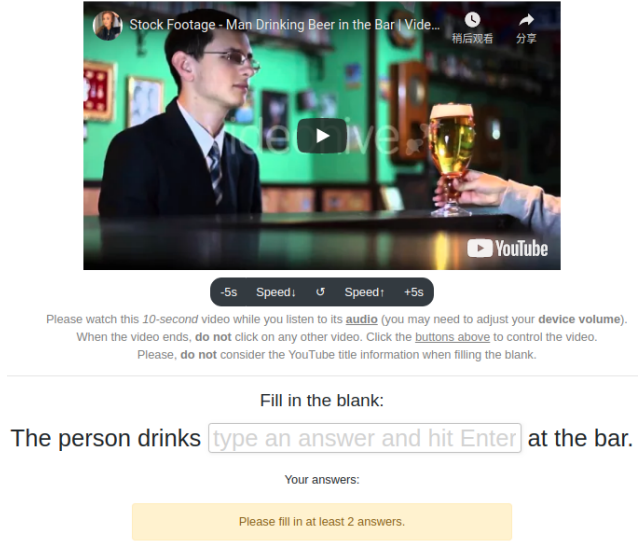


Figure 2: Annotation interface.

### 3.2. Data Annotation

We performed a crowdsourced annotation procedure to collect additional correct answers for each blank in the validation and test sets. As highlighted earlier, the main reason for collecting such additional annotations is to account for the natural diversity of language, and have multiple alternative answers for each blank.

We use Amazon Mechanical Turk (AMT) for the annotation. Figure 2 shows the annotation interface and a highlight of the instructions that we designed for data collection (additional guidelines were provided, not shown here for space reasons). For each question, workers were presented with a video clip along with the corresponding masked caption. They were then asked to fill in the blank with a noun phrase.<sup>2</sup>

We presented five videos in each Human Intelligence Task (HIT). Nine workers annotated each of them with at least two answers for each blank. We paid a bonus for each extra answer to each question, from the second one to the fifth one, to encourage them to provide more answers. We calculated a twelve-dollar hourly rate for a worker that provides at least five answers. We estimated the time to annotate one video to be 30 seconds. Consequently, the HIT pay rate was \$0.2, which can result to a total of \$0.5 with the added bonus. Additionally, we offered another type of bonus of \$0.2 to the worker with the largest number of correct answers for every HIT, to encourage them to provide more than five answers.

<sup>2</sup>We blanked multi-word spans for the task, rather than single-word noun phrases, because blanking a single noun at a time led us to less agreement among annotators in preliminary experiments with multiple metrics, likely due to less potential for overlap. E.g. annotator 1 might write “young boy” and annotator 2 might write “young child”, which would have at least some overlap as compared to “boy” and “child” (no overlap).

Statistic	True labels	Answers
Unique labels per caption	~	$13.0 \pm 4.14$
Unique labels per caption per annotator	~	$2.63 \pm 0.49$
Characters per token	$5.09 \pm 1.89$	$5.27 \pm 2.00$
Tokens	$1.47 \pm 0.68$	$1.36 \pm 0.68$
Noun phrases	100%	95%
Visual word use (color, number, or size)	8.21%	3.31%

Table 1: Summary statistics for true labels and annotations. Token counts computed after text normalization.

We required workers to be in Canada or United States,<sup>3</sup> and to have completed at least 1,000 HITs on AMT with at least 92% approval rate. The interface also checked that for a given worker and caption the answers were different. For this, we first normalized the answers by lower-casing, stripping punctuation and extra spaces, and removing the determiners “the”, “a”, and “an.”

Repeated times throughout the annotation, we manually reviewed a sample of annotations to identify cases of incorrectly tagged noun phrases (e.g., “inside” marked as noun when it should be a preposition) and factually incorrect noun phrases (e.g., referring to bags as “eggs” without any evidence about the contents of the bags); we disqualified workers who consistently provided incorrect annotations. After collecting annotations, we filtered for noun phrases using the same method as before, based on whether the text is parsed as a noun phrase (including bare nouns, e.g. “man is walking”), a wh-word, a simple gerund (“eating is a good way to stay healthy”), or infinitive (“to eat is wonderful”).

We compute several summary statistics on the annotated data to determine the degree of similarity with the label data. The statistics are shown in Table 1. We find that in general, annotators tend to provide quite a few labels for the provided data (almost 3 unique labels per annotator). Compared to the true labels, annotators tend to use about the same number of tokens. Annotators also use visual words at a much lower rate than the true labels, possibly because the task encouraged the annotators to generate as many distinct nouns as possible without regard to descriptive information.

### 3.3. Annotation Analysis

To further validate the utility of the annotations collected in this study, we provide a brief analysis of the annotations to demonstrate their similarity to the original labels.

<sup>3</sup>We restricted the task to these countries because it is a good proxy for proficient English speakers and because our task received lower quality responses when we did not restrict the location.

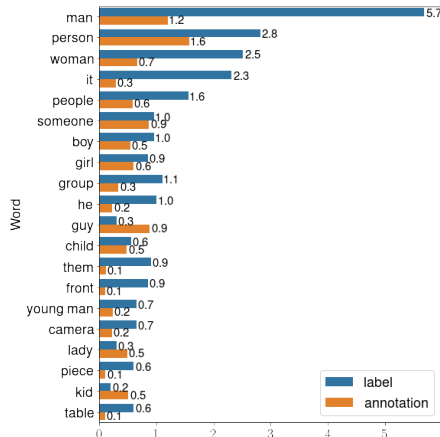


Figure 3: Top 20 nouns for ground-truth labels and annotations in validation and test data.

**Most Frequent Noun Phrases.** We start by investigating the most frequent noun phrases in the original labels and in the annotations we collected, as shown in Fig. 3. The most frequent nouns for both label sets tend to reference people, which makes sense considering the content of the videos. In the annotation data, we see a greater variety of synonyms for the same kind of person (“male,” “man”, “guy”), likely a result of the task definition, which encourages paraphrasing.

**Part-of-speech Distribution.** Although the candidate answers collected from crowd workers consist of noun phrases, they may include different part-of-speech (POS) tags within the noun phrases. We therefore check the sequences of POS tags to investigate the structure of the noun phrases provided by annotators. The distributions in Fig. 4 show that the annotations collected in our study tend to favor “bare” nouns without extra determiners and proper nouns. This makes sense considering that the task asked annotators to provide many unique nouns without consideration for the nouns’ structure.

**Gender Representation.** Often, language processing models can learn to encode social bias due to non-representative training data, such as image captions for photos of men and women taken in stereotypical environments [41]. We find a slight gender gap in our own data: by using a gender word list<sup>4</sup>, we find that about 10.9% of the original masked labels are male-related words in contrast to 6.2% that are female-related, and 9.1% of the annotations are male-related while 5.9% are female-related. It is unfortunate that the data are not gender-balanced, but we note that the gender imbalance is less severe for the annotations than for the original labels, and the annotations do in fact

<sup>4</sup>See supplementary material for gender word lists.

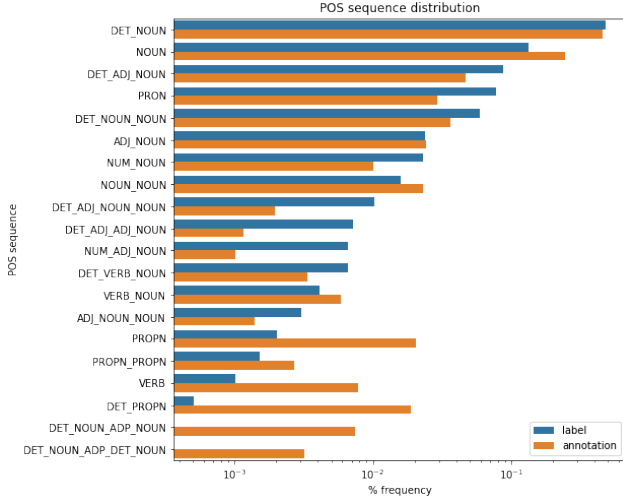


Figure 4: Relative frequency of POS tag sequences in annotated and ground-truth labels.

Statistic	%
F1 first answers (per caption)	82.6 ( $\pm$ 15.7)
Exact Match first answers (per caption)	75.3 ( $\pm$ 19.7)
F1 first answers (per answer)	70.0 ( $\pm$ 11.9)
Exact Match first answers (per answer)	58.1 ( $\pm$ 16.3)

Table 2: Agreement statistics for answers (leave-one-worker-out-comparison; standard deviation in parentheses).

use more gender-neutral human words than the labels (6.6% for annotations vs. 6.0% for original labels). While some of the annotators may undoubtedly have some bias in terms of their decisions, some of the bias may also result from the collection of the original video clips, which is difficult to control. We acknowledge this limitation as a direction for future work in collecting video caption data.

### 3.4. Human Agreement

To establish a reference for machine models, we compute the agreement among annotators. We use the evaluation metrics described in Section 5.1, which are the same metrics we use for model evaluation (see Section 5.2).

Specifically, we apply a leave-one-out strategy to construct the “test set” and the “ground truth set.” We compare the first answer provided by each crowd worker (which tends to be their most natural answer) against the complete set of answers provided by the other crowd workers, using maximum F1 score (token overlap) and maximum exact match (EM) as agreement metrics (see Section 5.1).

Table 2 shows the inter-annotator agreement. We show the mean values of the agreement metrics per-caption and per-worker. We find higher rates of agreement at the caption

level as compared to the answer level, which indicates a high amount of answer diversity among the workers.

To validate the quality of the crowdsourced annotations, we also compare them against human annotations collected from two trusted annotators (one of the co-authors of this paper, and an additional researcher in the same research group). We sample 200 questions from the validation set and ask these two annotators to perform the same labeling task that the MTurk workers performed, then compare their agreement with the crowdsourced data. The annotators obtain a per-question average of 90.2% F1 score and 49.0% exact match accuracy.

## 4. Multimodal Method for Video Fill-in-the-Blanks

We propose an encoder-decoder multimodal method to perform the task of video fill-in-the-blanks. We first encode the text and visual modalities together to get a semantic representation of the blanked caption and video. The decoder uses the semantic representation to generate text corresponding only to the answer to the blank. To correctly generate an answer, a model needs to learn which parts of videos relate to the missing parts of the caption. To accomplish this, we use the original transformer architecture [34], whose self-attention mechanism is particularly effective for setting up relations within an input sequence. Transformers, which consist of stacked multi-head dot-product self-attention layers, has demonstrated to perform well in many language tasks.

We considered two types of encoders in our model, namely the early fusion encoder and the late fusion (two stream) encoder. The structure of our multimodal model with an early fusion encoder is shown in Fig. 5a. The input to the model consists of the tokenized blanked caption text  $t_1, \dots, t_n$ , as well as a representation of the video consisting of multiple video sequence features  $v_1, \dots, v_m$  from a video feature extractor. The blanked captions are embedded by an embedding layer. The video features are projected into the encoder by a linear layer. We use a special token to represent the masked phrase and another one to separate the input text and video sequences. We add to each input token or video feature positional embeddings to represent the sequence order and another embedding to indicate whether it belongs to the text or video sequence similarly to BERT [9].

The late fusion model is shown in Fig. 5b. We use a two stream model that first encodes the language and video separately and then jointly. The modalities may benefit from learning independently about their own context before using them together.

### 4.1. Implementation Details

For the video encoder, we use the existing I3D [6] features provided by the VATEX dataset [36], in which videos were

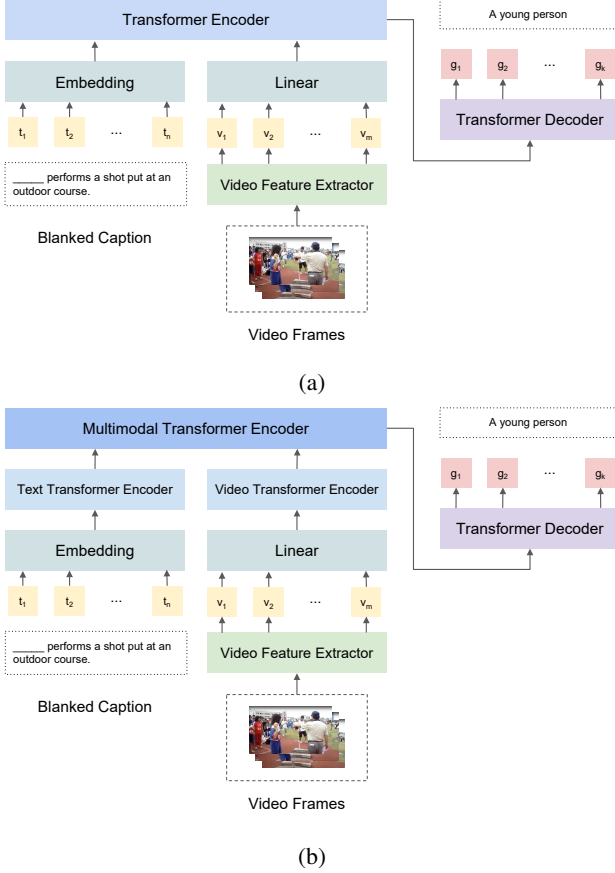


Figure 5: (a) Early fusion multimodal model for video fill-in-the-blanks (b) Late fusion multimodal model for video fill-in-the-blanks

sampled at 25 fps. We initialize our multimodal model using T5 [26], given its ability to fill in variable-length blanks. Building upon T5 allows our model to not only leverage the pre-trained large-scale language models that already have strong language abilities, but also to fuse it with visual inputs. We initialize the early fusion model with pretrained T5-base weights. For the late fusion model, we use T5-base for the text encoder and for the decoder. We use two one-layer transformers to encode videos and fuse text and video features, and the weights of these two transformers are randomly initialized. Following T5 model implementation, the special token `<extra_id_0>` is used to represent the blanked phrase, and `<\s>` is used to separate the text and video sequences. The generated output follows T5 output format.

We train the model with Adam on a V100-16Gb with a batch size of 64 for 10 epochs (4k steps) using a learning rate of  $1e-4$  with a warm up of one epoch and a linear decay. The training time is less than an hour. We compute the loss as the cross-entropy between the model generated output

and the originally blanked phrase. We use HuggingFace’s Transformers library [37].

For test-time decoding, we use beam search with beam size of 4 for the early fusion model and 8 for the two stream one, with a maximum token length of 10. We stop the decoding early if an example has seen as many hypotheses that finished as the beam size (even if not the most likely ones; beam search early-stopping). We penalize the repetitions of bigrams within a decoded text. For each example, we choose the first beam that is a noun phrase, as detected by spaCy, or the first one if none. We show the effect of varying the beam size in Section 5.5. We find that modifying the beam search early-stopping property does not imply major performance changes.

## 4.2. Baselines

We compare our model to two simpler baselines.

**Most Frequent Answer.** The most frequent answer baseline uses the most frequent answer in the training set as the answer to all questions during evaluation. In our dataset, the most frequent answer in the training set is “a man”.

**Text-based Transformer.** Many previous visual question-answering datasets have found that a text-only model can nearly match the performance of the multimodal system [5]. We analyze the degree to which language alone can contribute to our video understanding framework by conducting experiments based on text-only models. We use the off-the-shelf T5-base transformer model [26] as our baseline model. We chose this model because of its state-of-the-art performance, as well as its ability to generate variable-length phrases. We use two variants for it, a zero-shot one (not trained on our data at all) and a fine-tuned one. For the latter, we use the base model v1.1 later released by Google because it performed slightly better in our experiments on the validation set, though it was not consistent for all configurations. The decoding hyperparameters are the same as in the multimodal models, except the beam size is 8 for both the zero-shot one and 2 for the fine-tuned variant.

## 5. Experiments and Results

We perform our experiments and evaluations using the dataset described in Section 3.

### 5.1. Evaluation Metrics

We use exact match accuracy and ROUGE-1 F1 score (token-level) [19] to evaluate the output of the generation models and to evaluate human agreement (Section 3.4). For exact match, we count a generated text string as correct if it has at least one string-level match among the provided annotations. For token-level F1, we compute the token overlap (true positives) between the generated text string and each annotation, normalize by the sum of the true positives and average of the false negatives/positives, then compute the

Method	val		test	
	EM	F1	EM	F1
BASELINES				
Most Frequent Answer	15.4	45.1	16.4	45.3
T5 zero-shot	39.3	52.0	37.4	49.2
T5 fine-tuned	58.0	73.8	54.5	70.9
OUR MULTIMODAL MODELS				
T5 + I3D	<b>59.3</b>	<b>74.3</b>	<b>56.7</b>	<b>72.4</b>
Two-streamed T5 + I3D	53.5	69.7	51.8	67.8
UPPER BOUND (HUMAN AGREEMENT)				
leave one worker out	75.3	82.6	75.0	82.5
new humans*	49.0	90.2	n/a	n/a

Table 3: Results on the validation set. EM stands for Exact Match, and F1 is the token-level F1 score (both in percentage). The new humans performance is measured from a random sample of size 200. See Section 3.4 for more details on the human baselines.

maximum across all annotations. For all evaluation, we computed the metrics based on the normalized text (i.e., without determiners).

## 5.2. Results

We evaluate our multimodal model’s visual understanding ability by comparing its performance with the text-only baseline and human performance. The results from the fill-in-the-blank task are shown in Table 3. The text-only model’s accuracy and F1 score is low, indicating that the language bias is controlled in our dataset. The multimodal model outperforms the text-only baselines in both exact match accuracy and F1 score, meaning that our multimodal model is able to learn video features relevant to caption language during training. We also note that the single-stream multimodal model (T5 + I3D) slightly outperforms the two-stream multimodal model, which suggests that the model learns more effectively without extra encoders to train for each separate stream (see Fig. 5b).

There is also a gap between the multimodal model performance and human performance. There is plenty of space for improvements to achieve human performance, and the video fill-in-the-blank task is worth investigating in future visual understanding research.

## 5.3. Error Analysis

To understand how well the model understands different patterns in the caption data, we compare the predictions generated for blanks corresponding to words of different semantic categories (the rest of the answers generally belong to the same category as the blanked words). Two of the authors annotated the ground-truth labels for common non-

Category	Size (%)	T5 zs	T5 ft	T5 + I3D
Person	33.4	37.0	81.8	83.2
Thing	40.4	52.9	63.6	63.6
Pronoun	6.1	73.5	85.6	84.3
Location	5.5	55.1	74.5	75.4
Preposition	4.5	81.6	95.7	97.5
Action	3.9	47.8	65.5	59.9
Audio	2.5	56.4	73.0	63.6
Abstract	2.2	59.6	70.0	77.9
Event	1.0	70.0	68.0	84.0
Other	1.5	56.9	75.0	83.7

Table 4: F1 scores on the validation set for captions with different semantic categories as generated by the best T5 zero-shot, T5 fine-tuned and T5 + I3D models.

overlapping semantic categories, including people, things, and locations, similar to Semantic Role Labeling categories. *Person* corresponds to answers about people, *Thing* includes passive entities such as objects, *Pronoun* includes subject or object pronouns, *Location* corresponds to places in general, *Preposition* includes noun phrases inside multi-word prepositions (e.g., “order” in “in order to”), *Action* involves actions over time (“a handstand” in “perform a handstand”), *Audio* refers to noun phrases indicated through audio (“the procedure” in “the person describes the procedure”), *Abstract* corresponds to high-level concepts (e.g., “a great time”), *Event* are long-running processes (“a party”), and *Other* correspond to instances hard to label for the annotators (e.g., “a video”).

We list the categories and their proportion in Table 4, and we also show the performance for the best text-only zero-shot method, text-only fine-tuned method, and multimodal method. The text-only zero-shot method shows some categories are not as hard to guess, without looking at any data from this dataset, such as *Preposition*, *Pronoun*, and *Event*. Fine-tuning accomplishes improvements nearly across the board. The multimodal model presents improvements for categories such as *Person* and *Abstract* nouns, but performs worse for others such as *Audio* and *Action*. This finding follows from the fact that understanding higher-order audio and visual concepts requires complex reasoning, for which the video-aware model may need more training. In general, *Action* and *Thing* will likely require extra attention in future work, considering the comparatively low performance for these categories.

## 5.4. Qualitative Analysis

We show in Table 5 several examples of answers correctly predicted by the best multimodal method but incorrectly answered by the best text-only method. Even though the answers provided by the text-only method are plausible by just looking at the text, they do not make sense with the given videos. In the second example, one can quickly tell the

person is not at a gym but instead is in some kind of indoor room. For these examples, the multimodal method seem to have identified what is visually important.

## 5.5. Beam Search

Table 6 shows the effect of varying the beam size during the beam search decoding. In all cases, using a beam search of at least size 2 is better than greedy search. However, the results are marginally better or inconclusive when using beam size 4 or 8. This is probably related to the phenomenon described by Meister *et al.* [22] in which beam search does get us closer to the true maximum a posteriori solution but the answers actually start to get worse after certain point.

## 6. Conclusions

This paper introduced a fill-in-the-blanks evaluation framework for video understanding. The framework addresses drawbacks of alternative video understanding tasks, such as multiple-choice visual question answering or video captioning.

The paper made three important contributions. First, we generated a large dataset consisting of 28,000 videos and fill-in-the-blanks tests, building upon an existing video captioning dataset with a new set of manual annotations, using a modified annotation framework to encourage diverse responses among annotators. Second, we conducted extensive analyses of the dataset and the manual annotations, to measure the quality of the annotations, and to understand the patterns and limitations of the data. Finally, we introduced a multimodal model that fuses language and visual information, and found that the video-aware models significantly outperform the text only models. Notably, we found a consistent gap between model performance and human performance, which suggests room for improvement among future models in the task of fill-in-the-blank for video understanding.

Our dataset and baseline models will be made publicly available.

## References

- [1] Nayyer Aafaq, Ajmal Mian, Wei Liu, Syed Zulqarnain Gilani, and Mubarak Shah. Video description: A survey of methods, datasets, and evaluation metrics. *ACM Computing Surveys (CSUR)*, 52(6):1–37, 2019. 2
- [2] Aishwarya Agrawal, Dhruv Batra, Devi Parikh, and Anirudha Kembhavi. Don’t just assume; look and answer: Overcoming priors for visual question answering. In *Proceedings of the IEEE Conference on Computer Vision and Pattern Recognition (CVPR)*, June 2018. 2
- [3] Jean-Baptiste Alayrac, Piotr Bojanowski, Nishant Agrawal, Ivan Laptev, Josef Sivic, and Simon Lacoste-Julien. Unsupervised learning from narrated instruction videos. In *Computer Vision and Pattern Recognition (CVPR)*, 2016. 2
- [4] Lisa Anne Hendricks, Oliver Wang, Eli Shechtman, Josef Sivic, Trevor Darrell, and Bryan Russell. Localizing moments in video with natural language. In *Proceedings of the IEEE International Conference on Computer Vision (ICCV)*, Oct 2017. 2
- [5] Stanislaw Antol, Aishwarya Agrawal, Jiasen Lu, Margaret Mitchell, Dhruv Batra, C. Lawrence Zitnick, and Devi Parikh. Vqa: Visual question answering. In *International Conference on Computer Vision (ICCV)*, 2015. 6
- [6] Joao Carreira and Andrew Zisserman. Quo vadis, action recognition? a new model and the kinetics dataset. In *proceedings of the IEEE Conference on Computer Vision and Pattern Recognition*, pages 6299–6308, 2017. 5
- [7] Santiago Castro, Mahmoud Azab, Jonathan Stroud, Cristina Noujaim, Ruoyao Wang, Jia Deng, and Rada Mihalcea. LifeQA: A real-life dataset for video question answering. In *Proceedings of the 12th Language Resources and Evaluation Conference*, pages 4352–4358, Marseille, France, May 2020. European Language Resources Association. 1, 2
- [8] Michael Denkowski and Alon Lavie. Meteor universal: Language specific translation evaluation for any target language. In *Proceedings of the ninth workshop on statistical machine translation*, pages 376–380, 2014. 2
- [9] Jacob Devlin, Ming-Wei Chang, Kenton Lee, and Kristina Toutanova. Bert: Pre-training of deep bidirectional transformers for language understanding. In *Proceedings of the 2019 Conference of the North American Chapter of the Association for Computational Linguistics: Human Language Technologies, Volume 1 (Long and Short Papers)*, pages 4171–4186, 2019. 5
- [10] Matthew Honnibal, Ines Montani, Sofie Van Landeghem, and Adriane Boyd. spaCy: Industrial-strength Natural Language Processing in Python, 2020. 3
- [11] Q. Huang, Yu Xiong, Anyi Rao, Jiaze Wang, and D. Lin. Movienet: A holistic dataset for movie understanding. In *ECCV*, 2020. 2
- [12] Yunseok Jang, Yale Song, Youngjae Yu, Youngjin Kim, and Gunhee Kim. Tgif-qa: Toward spatio-temporal reasoning in visual question answering. In *Proceedings of the IEEE Conference on Computer Vision and Pattern Recognition*, pages 2758–2766, 2017. 1, 2
- [13] Kyung-Min Kim, Min-Oh Heo, Seong-Ho Choi, and Byoung-Tak Zhang. Deepstory: Video story qa by deep embedded memory networks. In *Proceedings of the 26th International Joint Conference on Artificial Intelligence, IJCAI’17*, pages 2016–2022. AAAI Press, 2017. 2
- [14] Ranjay Krishna, Kenji Hata, Frederic Ren, Li Fei-Fei, and Juan Carlos Niebles. Dense-captioning events in videos. In *Proceedings of the IEEE International Conference on Computer Vision (ICCV)*, Oct 2017. 2
- [15] Jie Lei, Licheng Yu, Mohit Bansal, and Tamara L Berg. TVQA: Localized, compositional video question answering. In *2018 Conference on Empirical Methods in Natural Language Processing*, 2018. 1, 2
- [16] Linjie Li, Yen-Chun Chen, Yu Cheng, Zhe Gan, Licheng Yu, and Jingjing Liu. Hero: Hierarchical encoder for video+ language omni-representation pre-training. In *Proceedings of the 2020 Conference on Empirical Methods in Natural Language Processing (EMNLP)*, pages 2046–2065, 2020. 2




			
	A person at the top of _____ with ropes hanging down.	A guy is by the stairs in _____ doing the moonwalk in socks.	A man is showing and describing a rock sample to _____.
correct answers	adirondacks, cliff, climb, frozen waterfall, gully, hill, ice, icy cliff, ledge, mountain, ravine, slope, snow	building, doors, entryway, foyer, his home, his house, home, house, living room, room, shorts, t-shirt	audience, camera, consider where its hinge goes, describe how it looks, discuss its hinge, explain his viewers, his audience, his followers, his subscribers, his viewers, people, students, viewer, viewers
T5 fine-tuned	a tree (0)	a gym (0)	a woman (0)
T5 + I3D	a mountain (100)	a room (100)	a camera (100)

Table 5: Examples of instances correctly predicted by the best multimodal method but incorrectly predicted by the best text-only method. The F1 score obtained by each answer is shown in parentheses. The correct answers are shown normalized and separated by commas while the model predictions are shown verbatim. From each video, a single frame illustrating the key moment is shown.

	1	2	4	8
T5 fine-tuned	72.9	<b>74.2</b>	73.8	73.8
T5 + I3D	73.0	74.0	<b>74.3</b>	74.2
Two-streamed T5 + I3D	69.0	69.6	<b>69.7</b>	<b>69.7</b>

Table 6: F1 scores on the validation set for the beam sizes 1 (greedy search), 2, 4, and 8.

- [17] Yuncheng Li, Yale Song, Liangliang Cao, Joel Tetreault, Larry Goldberg, Alejandro Jaimes, and Jiebo Luo. Tgif: A new dataset and benchmark on animated gif description. In *Proceedings of the IEEE Conference on Computer Vision and Pattern Recognition*, pages 4641–4650, 2016. [2](#)
- [18] Yuncheng Li, Yale Song, Liangliang Cao, Joel Tetreault, Larry Goldberg, Alejandro Jaimes, and Jiebo Luo. TGIF: A New Dataset and Benchmark on Animated GIF Description. In *The IEEE Conference on Computer Vision and Pattern Recognition (CVPR)*, June 2016. [2](#)
- [19] Chin-Yew Lin. Rouge: A package for automatic evaluation of summaries. In *Text summarization branches out*, pages 74–81, 2004. [2](#), [6](#)
- [20] Huaishao Luo, Lei Ji, Botian Shi, H. Huang, N. Duan, Tianrui Li, X. Chen, and M. Zhou. Univlm: A unified video and language pre-training model for multimodal understanding and generation. *ArXiv*, abs/2002.06353, 2020. [2](#)
- [21] Tegan Maharaj, Nicolas Ballas, Anna Rohrbach, Aaron Courville, and Christopher Pal. A dataset and exploration of models for understanding video data through fill-in-the-blank question-answering. In *Proceedings of the IEEE Conference on Computer Vision and Pattern Recognition*, 2017. [2](#)
- [22] Clara Meister, Ryan Cotterell, and Tim Vieira. If beam search is the answer, what was the question? In *Proceedings of the 2020 Conference on Empirical Methods in Natural Language Processing (EMNLP)*, pages 2173–2185, 2020. [8](#)
- [23] Antoine Miech, Dimitri Zhukov, Jean-Baptiste Alayrac, Makarand Tapaswi, Ivan Laptev, and Josef Sivic. Howto100m: Learning a text-video embedding by watching hundred million narrated video clips. In *Proceedings of the IEEE/CVF International Conference on Computer Vision*, pages 2630–2640, 2019. [2](#)
- [24] Jonghwan Mun, Paul Hongsuck Seo, Ilchae Jung, and Bohyung Han. Marioqa: Answering questions by watching gameplay videos. In *Proceedings of the IEEE International Conference on Computer Vision*, pages 2867–2875, 2017. [2](#)
- [25] Kishore Papineni, Salim Roukos, Todd Ward, and Wei-Jing Zhu. Bleu: a method for automatic evaluation of machine translation. In *Proceedings of the 40th annual meeting of the Association for Computational Linguistics*, pages 311–318, 2002. [2](#)
- [26] Colin Raffel, Noam Shazeer, Adam Roberts, Katherine Lee, Sharan Narang, Michael Matena, Yanqi Zhou, Wei Li, and Peter J. Liu. Exploring the limits of transfer learning with a unified text-to-text transformer. *Journal of Machine Learning Research*, 21(140):1–67, 2020. [6](#)
- [27] Anna Rohrbach, Atousa Torabi, Marcus Rohrbach, Niket Tandon, Christopher Pal, Hugo Larochelle, Aaron Courville, and Bernt Schiele. Movie description. *International Journal of Computer Vision*, 123(1):94–120, May 2017. [2](#)
- [28] R. Sanabria, Ozan Caglayan, Shruti Palaskar, Desmond Elliott, Loïc Barrault, Lucia Specia, and Florian Metze. How2: A large-scale dataset for multimodal language understanding. *ArXiv*, abs/1811.00347, 2018. [2](#)
- [29] Chen Sun, Fabien Baradel, Kevin Murphy, and Cordelia Schmid. Learning video representations using contrastive

- bidirectional transformer. *arXiv preprint arXiv:1906.05743*, 2019. 2
- [30] Chen Sun, Austin Myers, Carl Vondrick, Kevin Murphy, and Cordelia Schmid. Videobert: A joint model for video and language representation learning. In *Proceedings of the IEEE/CVF International Conference on Computer Vision*, pages 7464–7473, 2019. 2
- [31] Makarand Tapaswi, Yukun Zhu, Rainer Stiefelhausen, Antonio Torralba, Raquel Urtasun, and Sanja Fidler. Movieqa: Understanding stories in movies through question-answering. In *Proceedings of the IEEE conference on computer vision and pattern recognition*, pages 4631–4640, 2016. 1, 2
- [32] Bart Thomee, David A Shamma, Gerald Friedland, Benjamin Elizalde, Karl Ni, Douglas Poland, Damian Borth, and Li-Jia Li. Yfcc100m: The new data in multimedia research. *Communications of the ACM*, 59(2):64–73, 2016. 2
- [33] Du Tran, Maksim Bolonkin, Manohar Paluri, and Lorenzo Torresani. Videomcc: a new benchmark for video comprehension. *arXiv preprint arXiv:1606.07373*, 2016. 2
- [34] Ashish Vaswani, Noam Shazeer, Niki Parmar, Jakob Uszkoreit, Llion Jones, Aidan N Gomez, Lukasz Kaiser, and Illia Polosukhin. Attention is all you need. In *NeurIPS*, 2017. 5
- [35] Ramakrishna Vedantam, C Lawrence Zitnick, and Devi Parikh. Cider: Consensus-based image description evaluation. In *Proceedings of the IEEE conference on computer vision and pattern recognition*, pages 4566–4575, 2015. 2
- [36] Xin Wang, Jiawei Wu, Junkun Chen, Lei Li, Yuan-Fang Wang, and William Yang Wang. Vatex: A large-scale, high-quality multilingual dataset for video-and-language research. In *2019 IEEE/CVF International Conference on Computer Vision, ICCV 2019, Seoul, Korea (South), October 27 - November 2, 2019*, pages 4580–4590. IEEE, 2019. 2, 3, 5
- [37] Thomas Wolf, Julien Chaumond, Lysandre Debut, Victor Sanh, Clement Delangue, Anthony Moi, Pierric Cistac, Morgan Funtowicz, Joe Davison, Sam Shleifer, et al. Transformers: State-of-the-art natural language processing. In *Proceedings of the 2020 Conference on Empirical Methods in Natural Language Processing: System Demonstrations*, pages 38–45, 2020. 6
- [38] Jun Xu, Tao Mei, Ting Yao, and Yong Rui. Msr-vtt: A large video description dataset for bridging video and language. In *Proceedings of the IEEE Conference on Computer Vision and Pattern Recognition (CVPR)*, June 2016. 2
- [39] H. Xue, Z. Zhao, and D. Cai. Unifying the video and question attentions for open-ended video question answering. *IEEE Transactions on Image Processing*, 26(12):5656–5666, 2017. 2
- [40] Zhou Yu, Dejing Xu, Jun Yu, Ting Yu, Zhou Zhao, Yueting Zhuang, and Dacheng Tao. Activitynet-qa: A dataset for understanding complex web videos via question answering. *arXiv preprint arXiv:1906.02467*, 2019. 2
- [41] Jieyu Zhao, Tianlu Wang, Mark Yatskar, Vicente Ordonez, and Kai-Wei Chang. Men also like shopping: Reducing gender bias amplification using corpus-level constraints. In *Proceedings of the 2017 Conference on Empirical Methods in Natural Language Processing*, 2017. 4
- [42] Zhou Zhao, Qifan Yang, Deng Cai, Xiaofei He, and Yueting Zhuang. Video question answering via hierarchical spatio-temporal attention networks. In *IJCAI*, pages 3518–3524, 2017. 2
- [43] Zhou Zhao, Zhu Zhang, Shuwen Xiao, Zhou Yu, Jun Yu, Deng Cai, Fei Wu, and Yueting Zhuang. Open-ended long-form video question answering via adaptive hierarchical reinforced networks. In *IJCAI*, pages 3683–3689, 2018. 2
- [44] Luowei Zhou, Chenliang Xu, and Jason Corso. Towards automatic learning of procedures from web instructional videos. *Proceedings of the AAAI Conference on Artificial Intelligence*, 32(1), Apr. 2018. 2
- [45] Linchao Zhu, Zhongwen Xu, Yi Yang, and Alexander G. Hauptmann. Uncovering the temporal context for video question answering. *International Journal of Computer Vision*, 124(3), Sep 2017. 2
- [46] Linchao Zhu and Yi Yang. Actbert: Learning global-local video-text representations. In *Proceedings of the IEEE/CVF Conference on Computer Vision and Pattern Recognition*, pages 8746–8755, 2020. 2

# Supplementary Material of Fill-in-the-blank as a Challenging Video Understanding Evaluation Framework

Santiago Castro Ruoyao Wang Pingxuan Huang Ian Stewart  
 Nan Liu Jonathan Stroud Rada Mihalcea  
 University of Michigan – Ann Arbor, USA  
 sacastro@umich.edu

## 1. Annotation analysis

To further validate the utility of the annotations collected in this study, we provide additional analyses of the annotations to demonstrate their similarity to the original labels.

### 1.1. Part-of-speech distribution

We compare the rate of use of words in different part-of-speech categories for the ground-truth labels and the annotations, using the same parser specified earlier to label part-of-speech tags in the noun phrases. The distributions are shown in Fig. 1, and we see that the annotations have roughly the same rate of part-of-speech tag use in all categories, except among adjectives and pronouns where the ground-truth labels have a higher rate of use. This is likely an artifact of the data collection strategy, which encouraged annotators to generate unique noun phrases rather than phrases with adjectives or pronoun references.

### 1.2. Dependency categories

Due to the sampling process, some of the labels occur in different syntactic contexts, e.g. in a prepositional phrase in “A woman does push ups on \_\_\_\_\_” or as a subject in “\_\_\_\_\_ at a driving range demonstrating...” (see Fig. 1 from the main paper). We plot the distribution of dependency categories in Fig. 2, which shows that nouns occur in a wide range of positions but mostly occur in preposition, subject, and direct object positions.

Next, we test whether certain syntactic contexts tend to attract more labels from the annotators than others, by computing the mean unique number of labels per annotator within each syntactic context (based on the dependency parse connected to the masked NP). The distribution is shown in Fig. 3. Captions that mask noun phrases which occur in preposition (pobj) and direct object (dobj) positions tend to attract slightly fewer unique labels per annotator than the next most-frequent categories, subject (nsubj) and compounds (compound). This intuitively makes sense, since annotators would likely have fewer options for noun phrases when

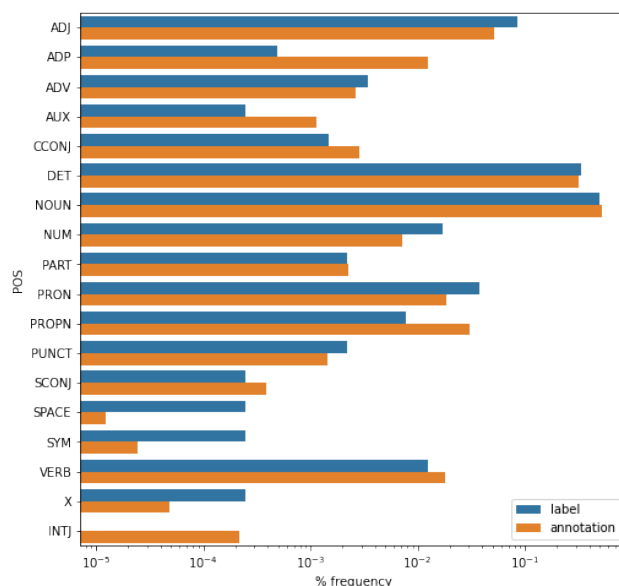


Figure 1: Relative frequency of part-of-speech tags in annotated and ground-truth labels.

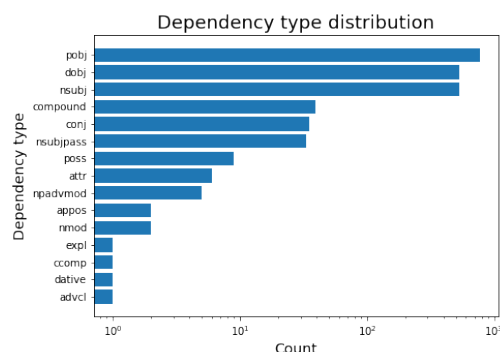


Figure 2: Dependency category counts (per caption).

faced with a preposition or a direct object, as opposed to the

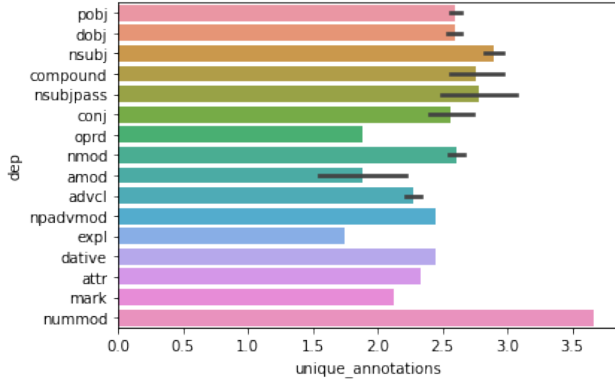


Figure 3: Unique number of labels provided for masked noun phrases grouped by dependency category (categories sorted by frequency).

less restrictive subject noun position.

### 1.3. Gender bias comparison

To assess the potential for gender bias in our data annotation, we investigate the presence of male-oriented, female-oriented, and gender-neutral human words. We use the following lists for gendered words, which were chosen to be in similar semantic categories (e.g. male “brother”, female “sister”, neutral “sibling”):

- Male-oriented words: “boy”, “brother”, “father”, “guy”, “he”, “him”, “himself”, “his”, “male”, “man”, “son”
- Female-oriented words: “daughter”, “female”, “girl”, “her”, “herself”, “lady”, “mother”, “she”, “sister”, “woman”
- Gender-neutral words: “adult”, “baby”, “child”, “human”, “kid”, “parent”, “people”, “person”, “sibling”

## 2. Experiments

### 2.1. Model size

In Table 1 we show the result of changing the T5 model size for the text-only zero-shot baseline. We note we could not fit the model variant `t5-11b` into GPU memory. As expected, we note an increase in the evaluation metrics as the model capacity increases.

	EM	F1
<code>t5-small</code>	20.2	37.1
<code>t5-base</code>	34.9	50.2
<code>t5-large</code>	43.5	59.5
<code>t5-3b</code>	44.9	62.6

Table 1: Results on the validation set for different model sizes of the T5 text-only zero-shot model.